

BEVERAGE INDUSTRY

PARTS MANUAL



ALL PURPOSE COLD

2003

115V/60HZ

220V/60HZ

220V/50HZ

PART	IL - NUMBER	PAGE NUMBER
ACCUMULATOR	IL - 8	1
BALLAST	IL -2,8	1 & 2
BALLAST REPLACEMENT KIT	IL - 2	2
BASE PLATE	IL - 7	2
BASE STAND	IL - 7	2
BODY COVER (SMM10)	IL - 7	2
BOLT- TOP TRACK		3
BOLT-DOOR HINGE	IL - 5	2 & 3
BRACKET-EVAP.FAN MOTOR	IL - 3	4
BRACKET-CONDENSER FAN MOTOR	IL - 9	3
BRACKET-DOOR ROLLER	IL - 4	3 & 4
BRACKET-FOR EVAP. COVER	IL - 9	3
BRACKET-SCREW FOR ROLLER BKT.	IL - 4	4
BREAKER-CABINET	IL - 6	4 & 5
BREAKER-DOOR TRACK-BOTTOM	IL - 6	5
BREAKER-END GLASS-RETAINER	IL - 6	5
BREAKER-LID TRACK		5
BREAKER-POCKET-COVER	IL - 6	5 & 6
BREAKER-TOP TRIM	IL - 6	6
CAP. & RELAY ASSEMBLY	IL - 9	6
CAPACITORS	IL - 9	6
CAPILLARY TUBES	IL - 8	7
CAP-RUBBER STRIP	IL - 1	6
CASTERS	IL - 11	7 & 8
CENTER DOOR BUMPERS	IL - 4	8
CENTER PIPE (SMM10)	IL - 7	8
COLLECTOR-INNER (SMM10)	IL - 7	8
COLLECTOR-OUTER (SMM10)	IL - 7	8
COMPRESSORS	IL - 7,8,9	8 & 9
CONDENSATE PANS	IL - 8,9	9
CONDENSING UNITS	IL - 8	10 & 11
CONDENSOR COILS	IL - 7,8,9	9
CORNER COVER	IL - 6	13
COVER-ASSY-EVAPORATOR	IL - 3	13
CURVE FLOW SHELF KITS	IL - 11	13
DEFROST TIMER (SMM10)	IL - 7	14
DIVIDERS (SMM10)	IL - 7	14
DOOR HANDLE REPLACEMENT KITS (SLIDE DC	IL - 4,5	18
DOOR HANDLE -SCREWS	IL - 5	18
DOOR HANDLE WASHERS	IL - 5	18
DOOR HANDLES	IL - 5	17 & 18
DOOR HINGES	IL - 5	15 & 16
DOOR LOCK KITS	IL - 10	16
DOOR ROLLER-NUT	IL - 4	19
DOOR STOP BUMPERS	IL - 1,4	17
DOOR STOP SCREWS	IL - 1	19
DOOR STOPS	IL - 4,5	16 & 17
DOOR TRACK NUT	IL - 4	19
DOOR TRACKES-TOP	IL - 1	14
DOOR-ROLLER KITS	IL - 4	42 & 43

PART	IL - NUMBER	PAGE NUMBER
DOOR-ROLLER	IL - 4	42
DOORS	IL - 4,5	13 & 14
DRAIN CLAMP (BZ13)		20
DRAIN FLANGE	IL - 3	20
DRAIN FLANGE ADAPTER	IL - 3	20
DRUM ASSY. (SMM10)	IL - 7	20
DRYERS	IL - 7,8	20 & 21
END CAPS	IL - 2	21
EVAP. COVER BRACKET	IL - 3	41
EVAP. COVER RETAINER-SCREW	IL - 3	41
TINNERMAN CLIP	IL - 3	49
EVAP. FAN HOUSINGS	IL - 3	20 & 21
BALLAST REPLACEMENT KIT	IL - 2	23
EVAPORATOR COIL	IL - 7,8,9	21 & 22
FAN BLADES	IL - 3,7,8,9	23 & 24
FAN GUARDS	IL - 3	23
FAN SHROUDS-CONDENSOR	IL - 8	24
SHIELDS (BZ13/16) - FRONT& END	IL - 1	44
GASKETS	IL - 4,5,6	25
GLASS - SLIDE		25
GLIDE MATS	IL - 11	25
GRILL SCREWS		26
GRILLS	IL - 1	26 & 27
HANDLE-ADAPTER		26
HANDLE-NUT	IL - 5	26
HANDLE-REPAIR KITS (SLIDE DOORS)	IL - 4	26
HEAD RAIL REPAIR KITS	IL - 5	26
HEAT EXCHANGER (SMM10)	IL - 7	26
HEATER-TOP (BZ13&16)		26
HOLD DOWN-HOT GAS TUBE		26
HOLD OPEN-HEX NUT	IL - 1	26
HOLD OPEN-PIN	IL - 1	27
HOLD OPEN-SCREW	IL - 1	27
HOLDERS-BOTTLE (EZA84LD)		27
HONEY COMB	IL - 1	27
HOT GAS - LINE	IL - 8	48
LAMP ASSEMBLIES	IL - 2	27,28 & 29
LAMP HOLDERS	IL - 2	29 & 30
LAMP RETAINERS	IL - 3	30 & 31
LAMP SHELDS	IL - 2	31
LAMPS	IL - 2	27
LEG LEVELERS	IL - 11	31 & 32
LEGS	IL - 11	31
LIGHTING UPGRADE (BZ16)	IL - 2	32
LIVE DISPLAY ASSY.		13
METEL-BODY (SMM10)	IL - 7	32
MOTOR SCREWS - EVAP.	IL - 3	34

PART	IL - NUMBER	PAGE NUMBER
MOTORS-EVAP. FAN	<u>IL - 3</u>	<u>33 & 34</u>
MPTORS-CONDENSER FAN	<u>IL - 7,8,9</u>	<u>33 & 34</u>
OVERLOADS	<u>IL - 9</u>	<u>35 & 36</u>
PANS-EVAP DRAIN	<u>IL - 1</u>	<u>36</u>
PILASTER SCREWS		<u>37</u>
PILASTER/ SHELF SUPPORTS	<u>IL - 11</u>	<u>36</u>
REAR ASSEMBLY KIT (MT15)		<u>37</u>
REFRIGERATION ASSEMBLYS	<u>IL - 8,9</u>	<u>37 & 38</u>
RELAYS	<u>IL - 9</u>	<u>38 & 39</u>
REVERSING COND. FAN-KITS	<u>IL - 9</u>	<u>40,41,42 & 43</u>
SHEILD CLAMP (BZ13/16)	<u>IL - 1</u>	<u>44</u>
SHELF CLIPS	<u>IL - 11</u>	<u>43 & 44</u>
SHELF SUPPORTS (UC85)	<u>IL - 11</u>	<u>43</u>
SHELVES	<u>IL - 11</u>	<u>43</u>
SIGN FRAMES	<u>IL - 1</u>	<u>44</u>
SPACER-HINGE (MM UNITS)	<u>IL - 5</u>	<u>44</u>
SPRINGS-SLIDE DOORS	<u>IL - 4,5</u>	<u>44 & 45</u>
SUCTION LINES/CAP TUBE ASSEMBLYS	<u>IL - 8</u>	<u>45 & 46</u>
SWITCHE-FAN/LIGHT	<u>IL - 3</u>	<u>46 & 47</u>
TEMPERATURE CONTROL MOUNTING SCREWS		<u>12 & 13</u>
TEMPERATURE CONTROLS	<u>IL - 3</u>	<u>11 & 12</u>
THERMOMETERS	<u>IL - 3</u>	<u>47</u>
TOP ASSEMBLYS (BX16)		<u>47</u>
TOP TRACK SCREWS		<u>48</u>
WASHER SPACERS	<u>IL - 4,5</u>	<u>48</u>
WASHERS	<u>IL - 4,5</u>	<u>48</u>
WICKING	<u>IL - 8,9</u>	<u>49</u>

TOC III

HOW TO USE THIS MANUAL

- (1) The parts in this manual are listed in alphabetical order and are illustrated on pages IL-1 THRU. IL-11.
- (2) To locate a part you are looking for scroll the Table of Contents (TOC). There you will find the part listed along with the Illustration Page number (IL - 1) and the Page Number where the part can be found,
- (3) When searching for a part please have the serial number of the cabinet for reference. This will insure you will receive the correct parts. Please refer to the serial number chart below.

Note: Most parts are illustrated, some parts are not. However all parts are listed.

SERIAL NUMBER BREAK HISTORY				
	1st Qtr	2nd Qtr	3rd Qtr	4th Qtr
1990	JAN-MAR	MAR-JUNE	JUNE-OCT	OCT-DEC
	13	14	15	16
1991	JAN-MAR	MAR-JUNE	JUNE-OCT	OCT-DEC
	17	18	19	20
1992	JAN-MAR	MAR-JUNE	JUNE-OCT	OCT-DEC
	21	22	23	24
1993	JAN-MAR	MAR-JUNE	JUNE-OCT	OCT-DEC
	25	26	27	28
1994	JAN-MAR	MAR-JUNE	JUNE-OCT	OCT-DEC
	29	30	31	32
1995	JAN-MAR	MAR-JUNE	JUNE-OCT	OCT-DEC
	33	34	35	36
1996	JAN-MAR	MAR-JUNE	JUNE-OCT	OCT-DEC
	37	38	39	41
1997	JAN-MAR	MAR-JUNE	JUNE-OCT	OCT-DEC
	42	43	44	45
1998	JAN-MAR	MAR-JUNE	JUNE-OCT	OCT-DEC
	46	47	48	49
1999	JAN-MAR	MAR-JUNE	JUNE-OCT	OCT-DEC
	50	51	52	53
2000	JAN-MAR	MAR-JUNE	JUNE-OCT	OCT-DEC
	54	55	56	57
2001	JAN-MAR	MAR-JUNE	JUNE-OCT	OCT-DEC
	58	59	60	61
2002	JAN-MAR	MAR-JUNE	JUNE-OCT	OCT-DEC
	62	63	64	65
2003	JAN-MAR	MAR-JUNE	JUNE-OCT	OCT-DEC
	66	67	68	69
2004	JAN-MAR	MAR-JUNE	JUNE-OCT	OCT-DEC
	70	71	72	73
2005	JAN-MAR	MAR-JUNE	JUNE-OCT	OCT-DEC
	74	75	76	77

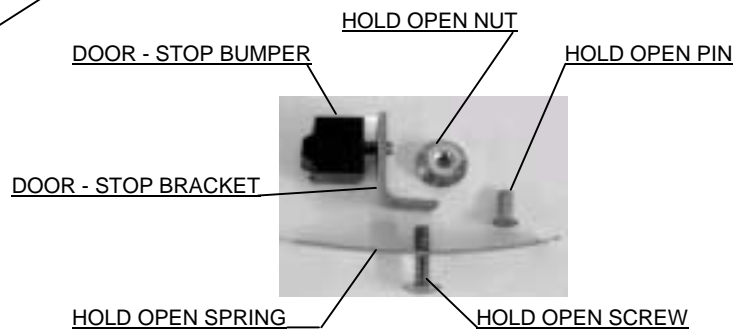



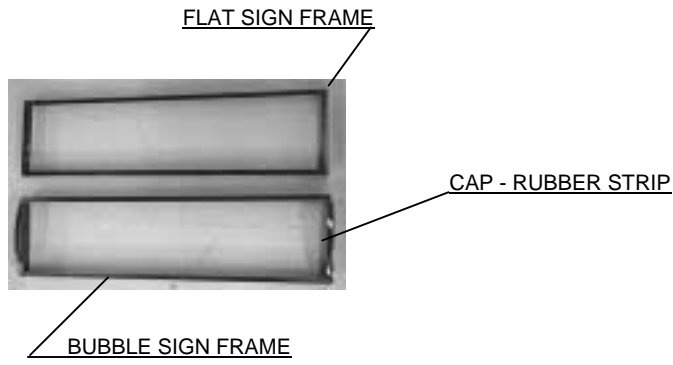
Note: First two digits represent quarter

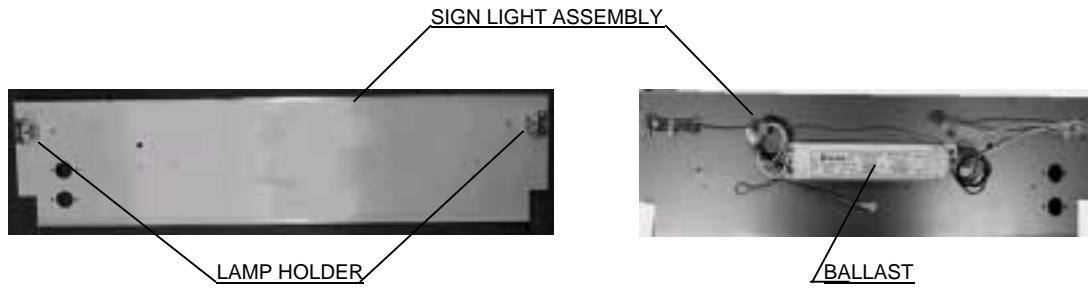
From 1981 thru 1985 the first two digits identified the year the unit was manufactured (81 thru 85).

In 1986 the first two digits (40) were used to identify that year.

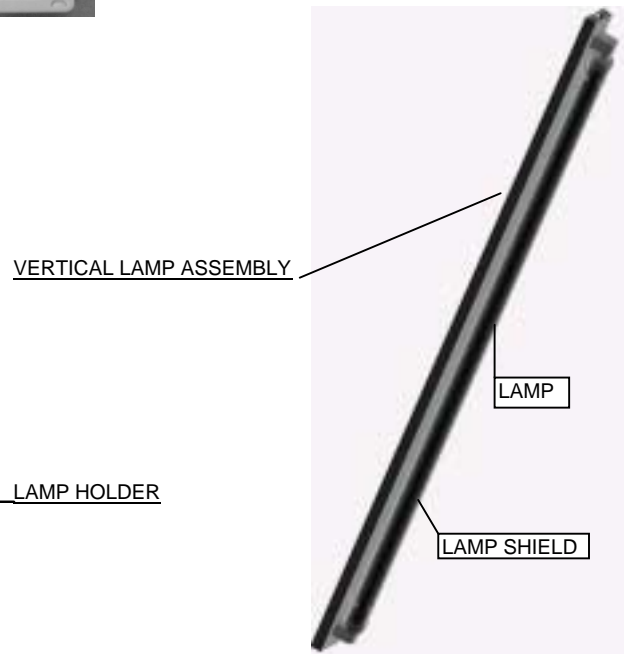

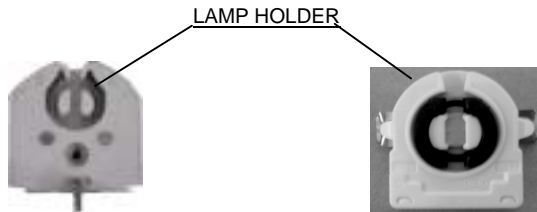
In 1987 Beverage-Air began utilizing the current system by quarters and skipped the (40) range because that serial range had already been used in 1986.

CABINET COMPONENTS

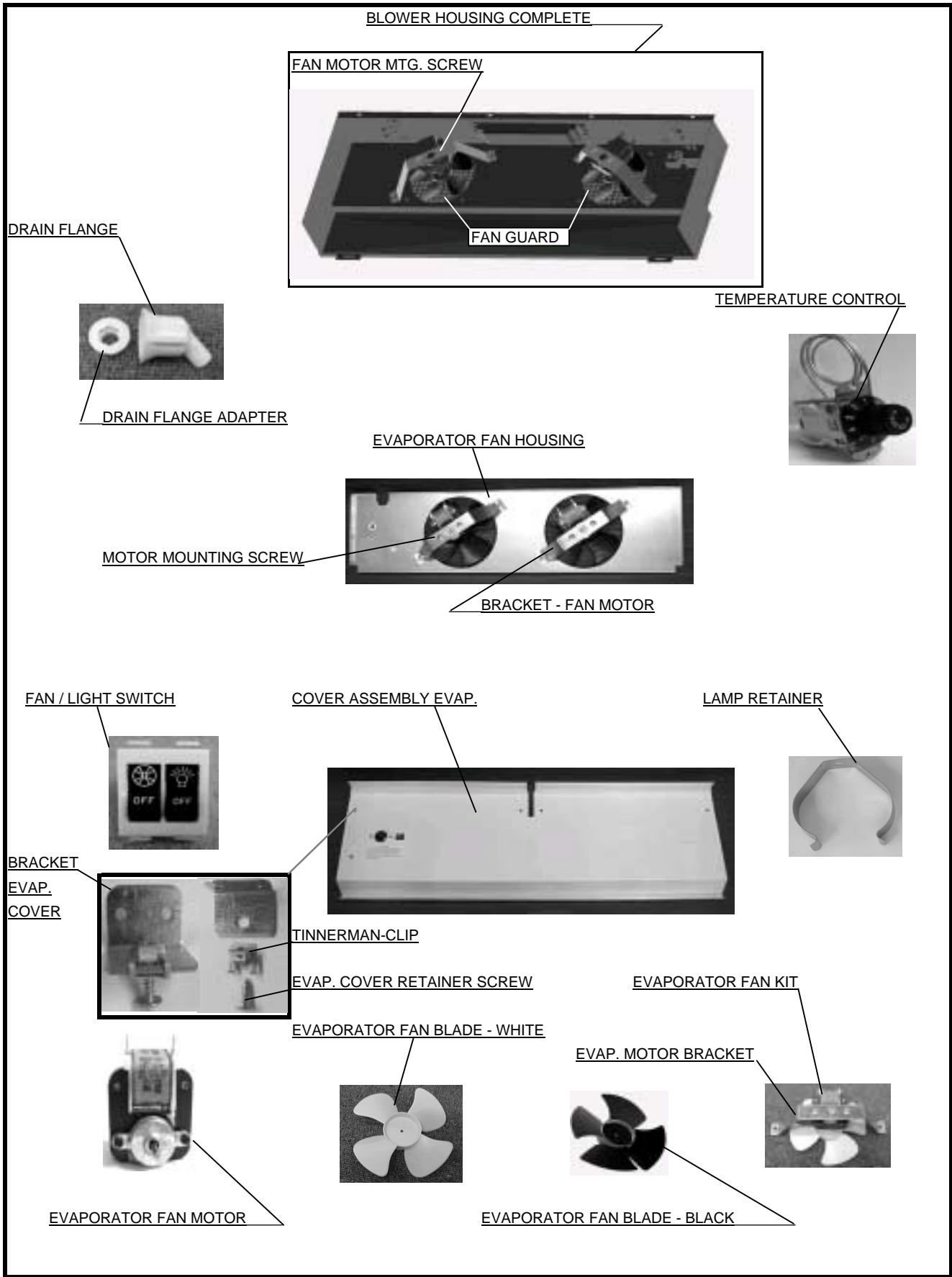


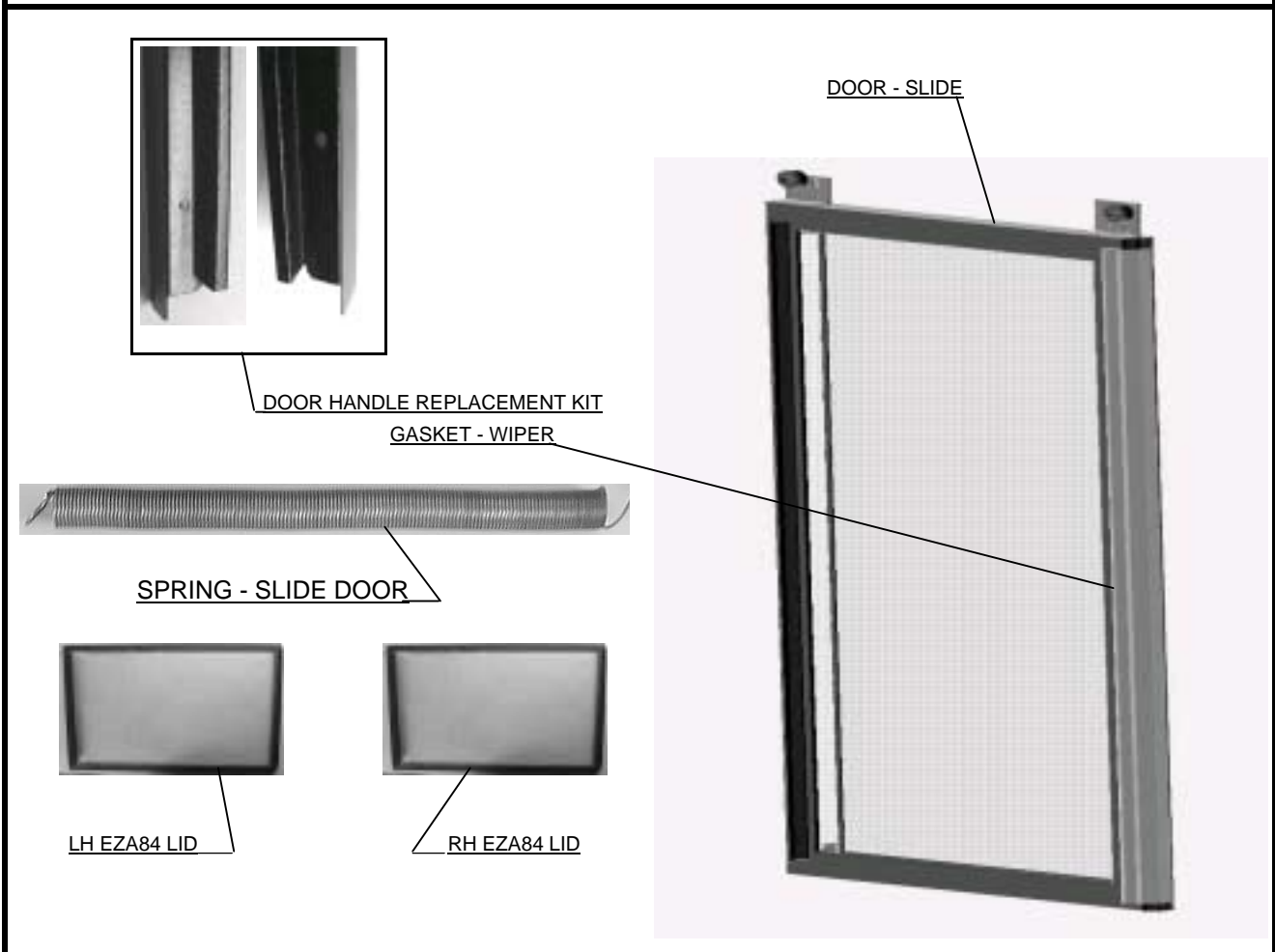
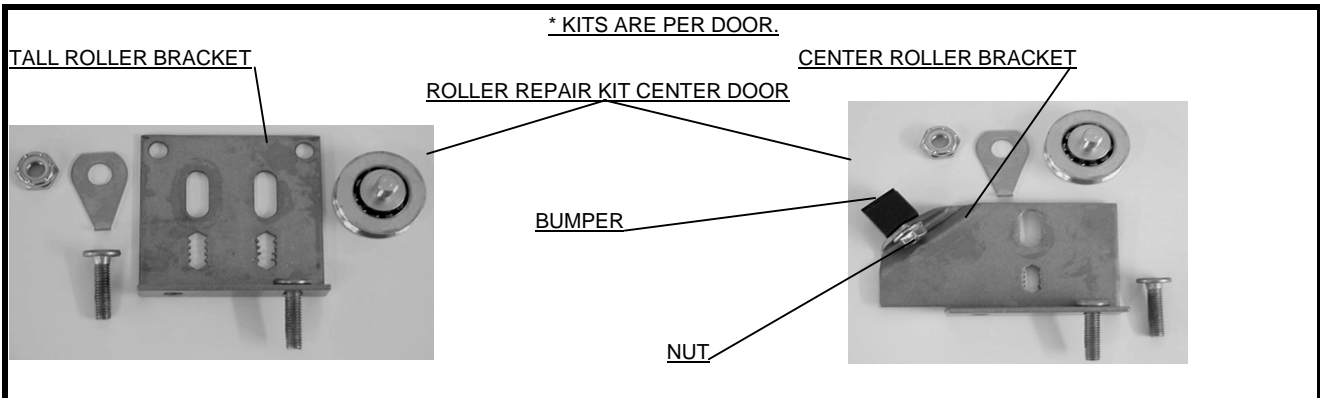


BALLAST REPLACEMENT KIT
NOTE: DOES NOT COME WITH
FAN MOTORS & BLADES

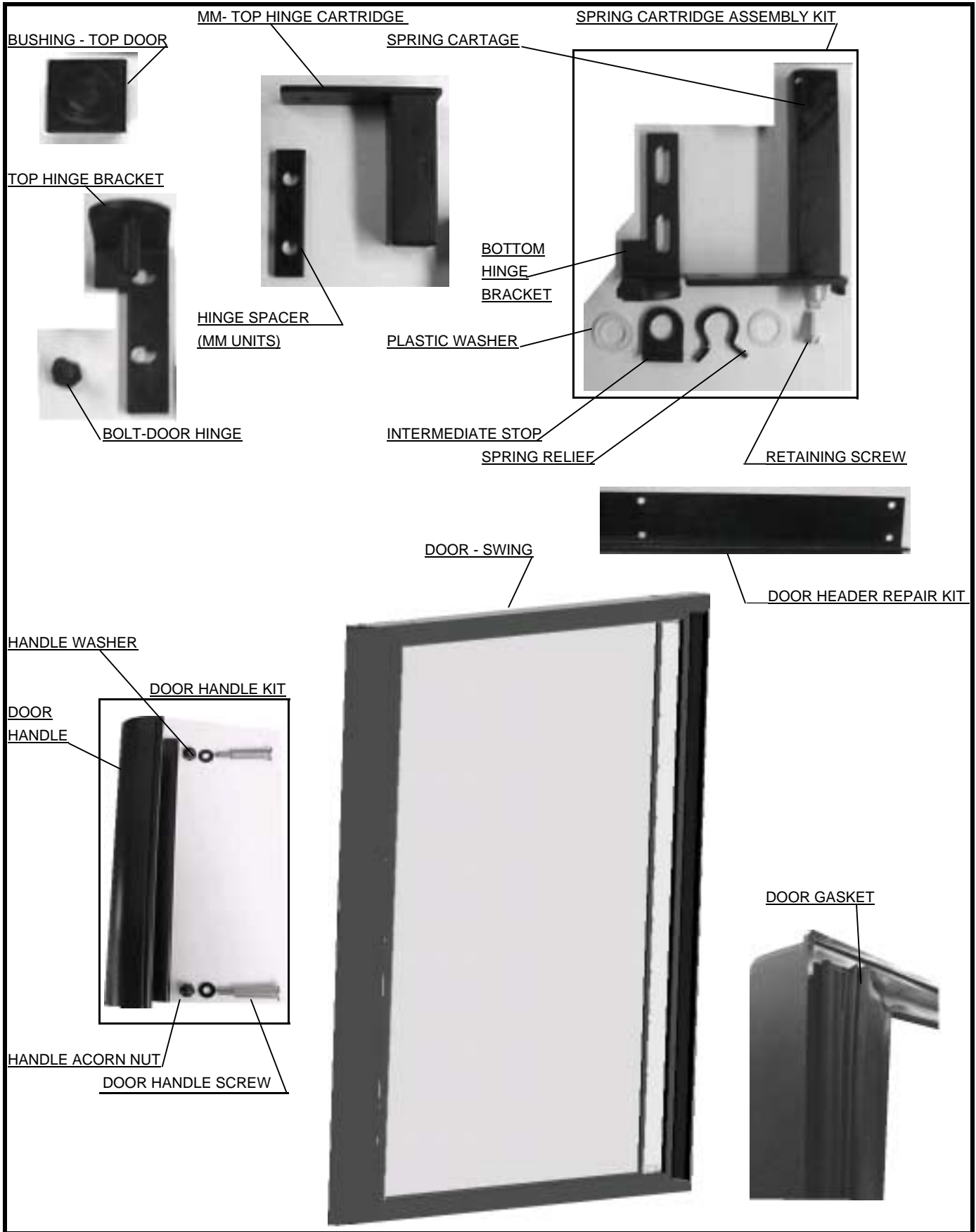


FAN HOUSINGS





DOORS-SWING




CABINET GASKET




BREAKER - TOP TRIM




BREAKER - CABINET (LEFT SIDE)




BREAKER - CABINET (RIGHT SIDE)



END GLASS RETAINER



BREAKER - DOOR TRACK-BOTTOM



NOTCHED

GASKET - TOP TRACK




BREAKER - POCKET COVER

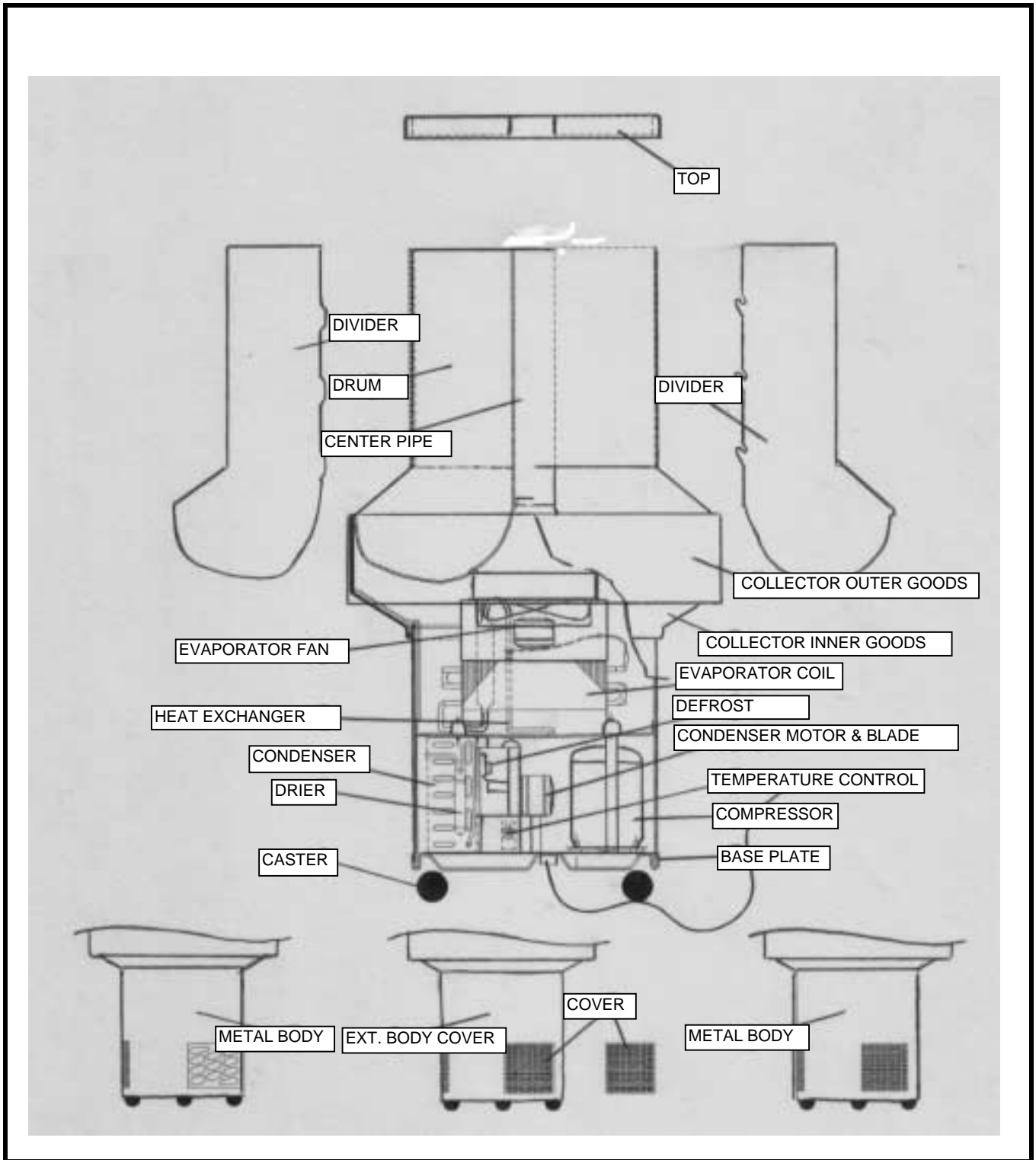


CORNER CIVER - SLIDE DOOR



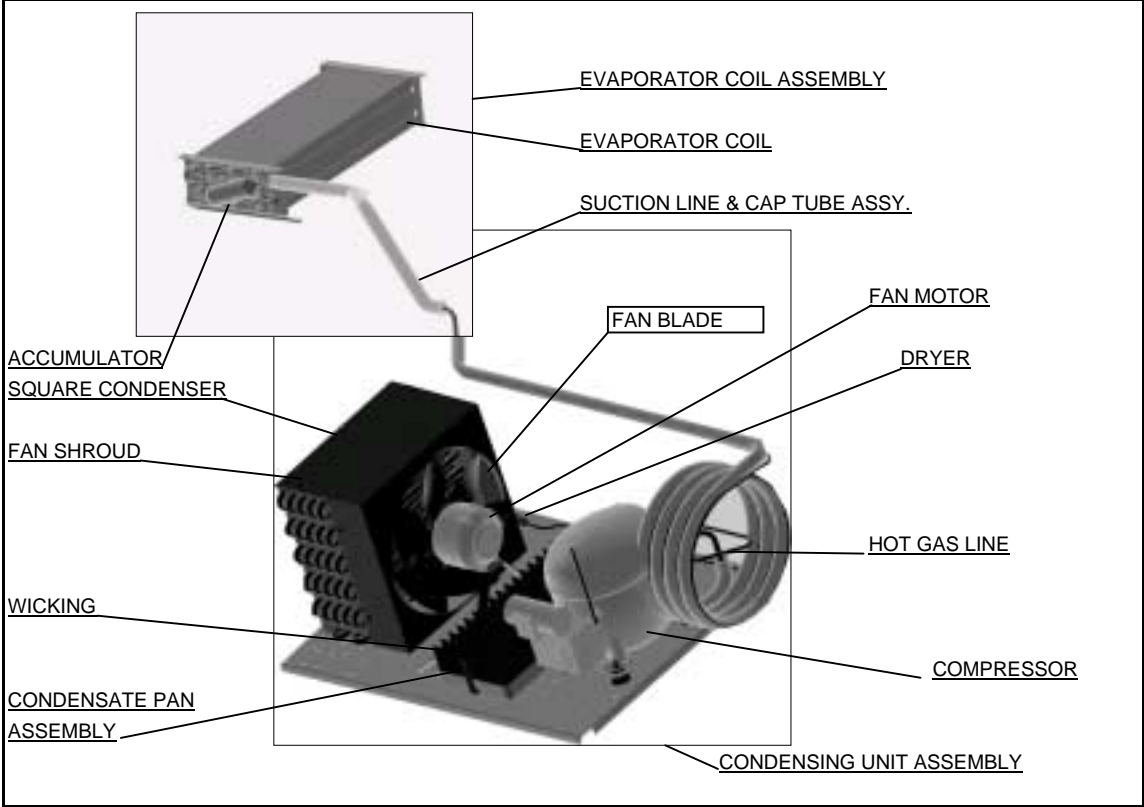
CORNER COVER - SWING DOOR



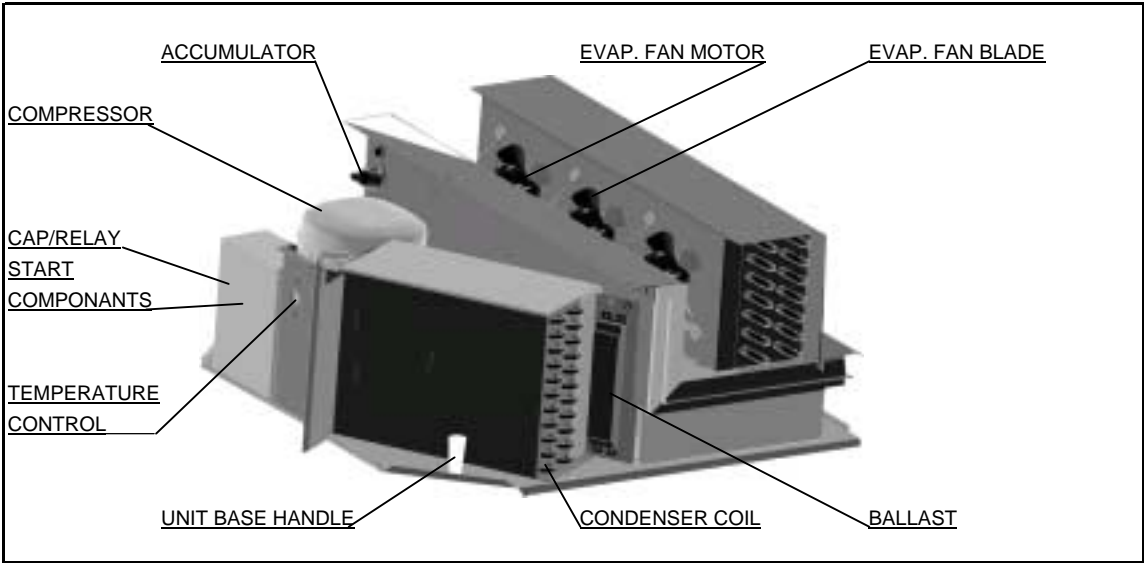


IL - 7

REFRIGERATION ASSEMBLY (COMPLETE)

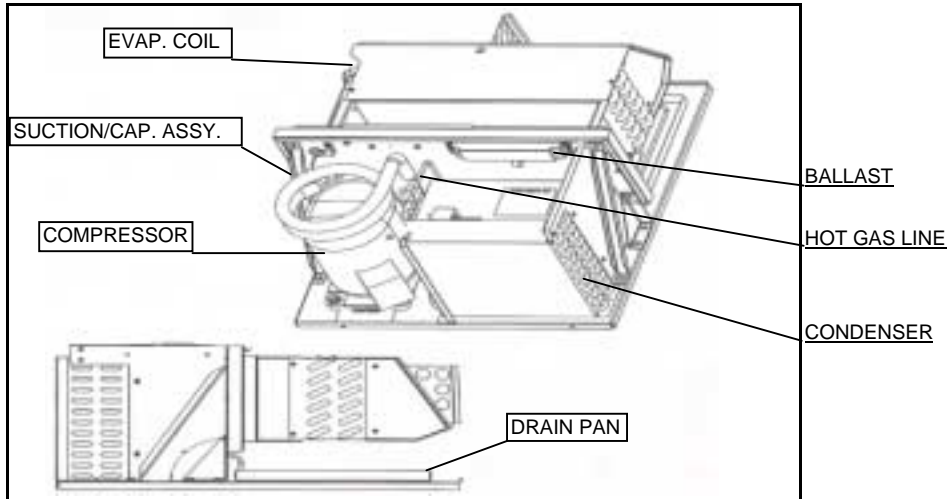


BZ16 REFRIGERATION DECK ASSEMBLY




REFRIGERATION

BZ13 REFRIGERATION DECK ASSEMBLY




CONDENSING UNIT ASSEMBLY



CONDENSATE AIR WICKS

REVERSING CONDENSER FAN KIT



REVERSING MOTOR

WIRE HARNESS

TIMER HOUSING

TIMER

RUN CAP.

START CAPACITOR

CAP. & RELAY ASSEMBLY


CONDENSER FAN MOTOR



CONDENSER FAN BLADE



RELAY POTENTIAL




CONDENSER FAN MOTOR BRACKET

CURVED CONDENSER



BARE TUBE CONDENSER



SQUARE CONDENSER




CURRENT RELAY



OVERLOAD




DOOR LOCK KIT MT10/12/14/18/1921/23/27



DOOR LOCK KIT MT72



DOOR LOCK KIT MT49




DOOR LOCK KIT MT33/38/45/SLM48



DOOR LOCK KIT MT66

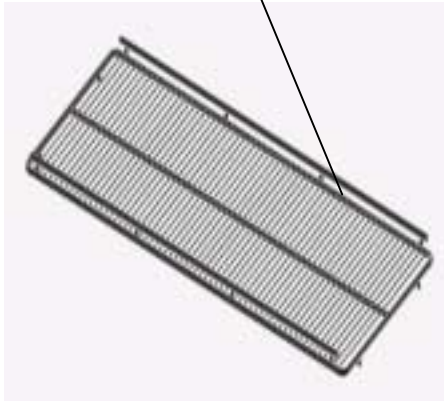
DOOR LOCK KIT MM14



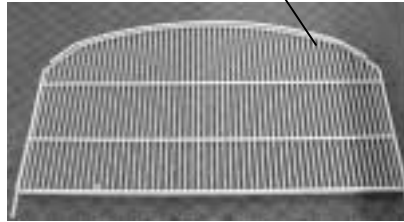
DOOR LOCK KIT MT15/17/19-54




SHELVING - MT




SHELVING - BZ



MT GLIDE MAT




BZ GLIDE MAT



SHELF CLIP



CURVE FLOW ORGANIZER



PILASTER SHELF SUPPORTS



CASTER -4 INCH



Caster - 6 inch



LEG



LEVELER

ACCESSORIES

MODEL #	Part	Description	PART NUMBER	SERIAL RANGE
BZ16	ACCUMULATOR	ACCUMULATOR	303-090A	3133015 THRU CURRENT
EZA84	ACCUMULATOR	ACCUMULATOR	303-094A	3133015 THRU CURRENT
MM14	ACCUMULATOR	ACCUMULATOR	303-110B	4878520 THRU CURRENT
MM27	ACCUMULATOR	ACCUMULATOR	303-110B	4878520 THRU CURRENT
MT10	ACCUMULATOR	ACCUMULATOR	303-110B	4878520 THRU CURRENT
MT12	ACCUMULATOR	ACCUMULATOR	303-110B	4878520 THRU CURRENT
MT14	ACCUMULATOR	ACCUMULATOR	303-110B	4878520 THRU CURRENT
MT15	ACCUMULATOR	ACCUMULATOR	303-071A	THRU 3140800
MT15	ACCUMULATOR	ACCUMULATOR	303-110B	3140801 THRU CURRENT
MT15-54	ACCUMULATOR	ACCUMULATOR	303-071A	THRU 3140800
MT15-54	ACCUMULATOR	ACCUMULATOR	303-110B	3140801 THRU CURRENT
MT17	ACCUMULATOR	ACCUMULATOR	303-071A	8123598 THRU 3103462
MT17	ACCUMULATOR	ACCUMULATOR	303-110B	3103462 THRU CURRENT
MT17-54	ACCUMULATOR	ACCUMULATOR	303-071A	0108003 THRU 3134763
MT17-54	ACCUMULATOR	ACCUMULATOR	303-110B	3134764 THRU CURRENT
MT18	ACCUMULATOR	ACCUMULATOR	303-071A	4878520 THRU CURRENT
MT19	ACCUMULATOR	ACCUMULATOR	303-110B	4878520 THRU CURRENT
MT19-54	ACCUMULATOR	ACCUMULATOR	303-110B	4878520 THRU CURRENT
MT20-54	ACCUMULATOR	ACCUMULATOR	303-110B	4878520 THRU CURRENT
MT21	ACCUMULATOR	ACCUMULATOR	303-012A	0108003 THRU 1306138
MT21	ACCUMULATOR	ACCUMULATOR	303-110B	1306139 THRU 3135463
MT22	ACCUMULATOR	ACCUMULATOR	303-110B	4878520 THRU CURRENT
MT23	ACCUMULATOR	ACCUMULATOR	303-110B	4878520 THRU CURRENT
MT27	ACCUMULATOR	ACCUMULATOR	303-012A	8123598 THRU 1306138
MT27	ACCUMULATOR	ACCUMULATOR	303-110B	1306139 THRU CURRENT
MT33	ACCUMULATOR	ACCUMULATOR	303-012A	8123598 THRU 1306138
MT33	ACCUMULATOR	ACCUMULATOR	303-110B	1306139 THRU CURRENT
MT35	ACCUMULATOR	ACCUMULATOR	303-110B	4878520 THRU CURRENT
MT38	ACCUMULATOR	ACCUMULATOR	303-012A	8123598 THRU 1306138
MT38	ACCUMULATOR	ACCUMULATOR	303-110B	1306139 THRU CURRENT
MT45	ACCUMULATOR	ACCUMULATOR	303-012A	8123598 THRU 1306138
MT45	ACCUMULATOR	ACCUMULATOR	303-110B	1306139 THRU CURRENT
MT49	ACCUMULATOR	ACCUMULATOR	303-012A	8123598 THRU 1306138
MT49	ACCUMULATOR	ACCUMULATOR	303-110B	1306139 THRU CURRENT
MT66	ACCUMULATOR	ACCUMULATOR	303-067A	8123598 THRU 1306138
MT66	ACCUMULATOR	ACCUMULATOR	303-111B	1306139 THRU CURRENT
MT72	ACCUMULATOR	ACCUMULATOR	303-067A	8123598 THRU 1306138
MT72	ACCUMULATOR	ACCUMULATOR	303-111B	1306139 THRU CURRENT
UR20	ACCUMULATOR	ACCUMULATOR	303-094A	3111474 THRU 4303134
UR30	ACCUMULATOR	ACCUMULATOR	303-094A	3111474 THRU CURRENT
BZ13	ACCUMULATOR	ACCUMULATOR	303-090A	3133015 THRU CURRENT
BZ13	BALLAST	ELECTRONIC - 1,2 15-32W 115V/60HZ	503-246B-01	6064237 THRU CURRENT
BZ16	BALLAST	ELECTRONIC - 1,2 15-32W 115V/60HZ	503-246B-01	6064237 THRU CURRENT
BZ16	BALLAST	ELECTRONIC - 1,2 15-32W 220V/ 50/60HZ	503-246B-02	6064237 THRU CURRENT
EZA84	BALLAST	ELECTRONIC - 1,2 15-32W 115V/60HZ	503-246B-01	6064237 THRU CURRENT
MM14	BALLAST	ELECTRONIC - 1,2 15-32W 115V/60HZ	503-246B-01	6064237 THRU CURRENT
MM27	BALLAST	(1) 40W 115-60	503-029A	3441092 THRU CURRENT
MM27	BALLAST	(2) 20W 118-50/60	503-095A	3441092 THRU CURRENT
MT10	BALLAST	ELECTRONIC - 1,2 15-32W 220V/ 50/60 HZ	503-246B-02	6064237 THRU CURRENT
MT10	BALLAST	ELECTRONIC - 1,2 15-32W 115V/60HZ	503-246B-01	6064237 THRU CURRENT
MT12	BALLAST	ELECTRONIC - 1,2 15-32W 115V/60HZ	503-246B-01	6064237 THRU CURRENT
MT14	BALLAST	ELECTRONIC - 1,2 15-32W 115V/60HZ	503-246B-01	6064237 THRU CURRENT
MT15	BALLAST	ELECTRONIC - 1,2 15-32W 220V/50/60HZ	503-246B-02	6064237 THRU CURRENT
MT15	BALLAST	ELECTRONIC - 1,2 15-32W 115V/60HZ	503-246B-01	6064237 THRU CURRENT
MT15-54	BALLAST	ELECTRONIC - 1,2 15-32W 115V/60HZ	503-246B-01	6064237 THRU CURRENT
MT17	BALLAST	ELECTRONIC - 1,2 15-32W 115V/60HZ	503-246B-01	6064237 THRU CURRENT
MT17	BALLAST	ELECTRONIC - 1,2 15-32W 220V/50/60 HZ	503-246B-02	6064237 THRU CURRENT
MT17-54	BALLAST	ELECTRONIC - 1,2 15-32W 115V/60HZ	503-246B-01	6064237 THRU CURRENT

ACCESSORIES

MT18	BALLAST	ELECTRONIC - 1,2 15-32W 115V/60HZ	503-246B-01	6064237 THRU CURRENT
MT19	BALLAST	ELECTRONIC - 1,2 15-32W 115V/60HZ	503-246B-01	6064237 THRU CURRENT
MT21	BALLAST	ELECTRONIC - 1,2 15-32W 115V/60HZ	503-246B-01	6064237 THRU CURRENT
MT21	BALLAST	ELECTRONIC - 1,2 15-32W 220V/50HZ	503-246B-02	6064237 THRU CURRENT
MT21	BALLAST	ELECTRONIC - 1,2 15-32W 115V/60HZ	503-246B-01	6064237 THRU CURRENT
MT21	BALLAST	ELECTRONIC - 1,2 15-32W 220V/60 HZ	503-246B-02	6064237 THRU CURRENT
MT23	BALLAST	ELECTRONIC - 1,2 15-32W 115V/60HZ	503-246B-01	6064237 THRU CURRENT
MT23	BALLAST	ELECTRONIC - 1,2 15-32W 220V/50/60 HZ	503-246B-02	6064237 THRU CURRENT
MT27	BALLAST	ELECTRONIC - 1,2 15-32W 115V/60HZ	503-246B-01	6064237 THRU CURRENT
MT27	BALLAST	ELECTRONIC - 1,2 15-32W 220V/50HZ	503-246B-02	6064237 THRU CURRENT
MT27	BALLAST	ELECTRONIC - 1,2 15-32W 115V/60HZ	503-246B-01	6064237 THRU CURRENT
MT27	BALLAST	ELECTRONIC - 1,2 15-32W 220V/50HZ	503-246B-02	6064237 THRU CURRENT
MT27	BALLAST	ELECTRONIC - 1,2 15-32W 220V/60HZ	503-246B-02	6064237 THRU CURRENT
MT27	BALLAST	ELECTRONIC - 1,2 15-32W 220V/60 HZ	503-246B-02	6064237 THRU CURRENT
MT33	BALLAST	ELECTRONIC - 1,2 15-32W 115V/50/60HZ	503-246B-01	6064237 THRU CURRENT
MT33	BALLAST	ELECTRONIC - 1,2 15-32W 220V/50HZ	503-246B-02	6064237 THRU CURRENT
MT33	BALLAST	ELECTRONIC - 1,2 15-32W 220V/60HZ	503-246B-02	6064237 THRU CURRENT
MT35	BALLAST	ELECTRONIC - 1,2 15-32W 115V/ 50/60HZ	503-246B-01	6064237 THRU CURRENT
MT35	BALLAST	ELECTRONIC - 1,2 15-32W 220V/50HZ	503-246B-02	6064237 THRU CURRENT
MT35	BALLAST	ELECTRONIC - 1,2 15-32W 220V/60 HZ	503-246B-02	6064237 THRU CURRENT
MT38	BALLAST	ELECTRONIC - 1,2 15-32W 115V/ 50/60HZ	503-246B-01	6064237 THRU CURRENT
MT38	BALLAST	ELECTRONIC - 1,2 15-32W 220V/50HZ	503-246B-02	6064237 THRU CURRENT
MT38	BALLAST	ELECTRONIC - 1,2 15-32W 220V/60 HZ	503-246B-02	6064237 THRU CURRENT
MT45	BALLAST	ELECTRONIC - 1,2 15-32W 115V/50/60HZ	503-246B-01	6064237 THRU CURRENT
MT45	BALLAST	ELECTRONIC - 1,2 15-32W 220V/50HZ	503-246B-02	6064237 THRU CURRENT
MT45	BALLAST	ELECTRONIC - 1,2 15-32W 220V/60HZ	503-246B-02	6064237 THRU CURRENT
MT49	BALLAST	ELECTRONIC - 1,2 15-32W 115V/50/60HZ	503-246B-01	6064237 THRU CURRENT
MT49	BALLAST	ELECTRONIC - 1,2 15-32W 220V/50HZ	503-246B-02	6064237 THRU CURRENT
MT49	BALLAST	ELECTRONIC - 1,2 15-32W 220V/60 HZ	503-246B-02	6064237 THRU CURRENT
MT66	BALLAST	ELECTRONIC - 1,2 15-32W 115V/50/60HZ	503-246B-01	6064237 THRU CURRENT
MT66	BALLAST	ELECTRONIC - 1,2 15-32W220V/50HZ	503-246B-02	6064237 THRU CURRENT
MT66	BALLAST	ELECTRONIC - 1,2 15-32W 220V/60HZ	503-246B-02	6064237 THRU CURRENT
MT72	BALLAST	ELECTRONIC - 1,2 15-32W 115V/ 50/60HZ	503-246B-01	6064237 THRU CURRENT
MT72	BALLAST	ELECTRONIC - 1,2 15-32W 220V/50HZ	503-246B-02	6064237 THRU CURRENT
MT72	BALLAST	ELECTRONIC - 1,2 15-32W 220V/60HZ	503-246B-02	6064237 THRU CURRENT
SLM48	BALLAST	ELECTRONIC - 1,2 15-32W 115V/ 50/60HZ	503-246B-01	6064237 THRU CURRENT
UC85	BALLAST	ELECTRONIC - 1,2 15-32W 50/60	503-240B	ALL SERIAL NUMBERS
UR20	BALLAST	1,2 15-32W 50/60	503-216A-01	3441092 THRU CURRENT
UR30	BALLAST	ELECTRONIC - 1,2 15-32W 115/220 50/60	503-237B	6064237 THRU CURRENT
BZ13	BALLAST- KIT	ELECTRONIC REPLACEMENT IL-2006A	63C32-093A	1306139 THRU 6064236
BZ16	BALLAST- KIT	ELECTRONIC REPLACEMENT IL-2006A	63C32-093A	1306139 THRU 6064236
MM14	BALLAST- KIT	ELECTRONIC REPLACEMENT IL-2020A	63C32-094A	1306139 THRU 6064236
MT19	BALLAST- KIT	ELECTRONIC REPLACEMENT IL-2020A	63C32-094A	1306139 THRU 6064236
MT33	BALLAST- KIT	ELECTRONIC REPLACEMENT IL-2020A	63C32-094A	1306139 THRU 6064236
MT49	BALLAST- KIT	ELECTRONIC REPLACEMENT IL-2020A	63C32-094A	1306139 THRU 6064236
MT66	BALLAST- KIT	ELECTRONIC REPLACEMENT IL-2020A	63C32-094A	1306139 THRU 6064236
MT72	BALLAST- KIT	ELECTRONIC REPLACEMENT IL-2020A	63C32-094A	1306139 THRU 6064236
UR30	BALLAST- KIT	ELECTRONIC REPLACEMENT IL-2020A	63C32-094A	1306139 THRU 6064236
MT21	BALLAST- KIT - VERTICAL	ELECTRONIC REPLACEMENT IL-2020A	63C32-094A	1306139 THRU 6064236
MT27	BALLAST- KIT - VERTICAL	ELECTRONIC REPLACEMENT IL-2020A	63C32-094A	1306139 THRU 6064236
MT21	BALLAST- KIT- HORIZONTAL	ELECTRONIC REPLACEMENT IL-2020A	63C32-094A	1306139 THRU 6064236
MT27	BALLAST- KIT- HORIZONTAL	ELECTRONIC REPLACEMENT IL-2020A	63C32-094A	1306139 THRU 6064236
SMM10	BASE PLATE	BLACK	706-189D-01	6559212 THRU CURRENT
UR20	BASE STAND	ASSEMBLY	00C27-004A	3133015 THRU CURRENT
UR30	BASE STAND	ASSEMBLY	00C27-004A	3133015 THRU CURRENT
SMM10	BODY COVER	METAL	401-714B-01	3441092 THRU CURRENT
MM14	BOLT - DOOR HINGE	DOOR HINGE BLACK	603-400A	8123598 THRU CURRENT
MM27	BOLT - DOOR HINGE	DOOR HINGE BLACK	603-400A	8123598 THRU CURRENT
MT10	BOLT - DOOR HINGE	DOOR HINGE BLACK	603-400A	8123598 THRU CURRENT
MT12	BOLT - DOOR HINGE	DOOR HINGE BLACK	603-400A	8123598 THRU CURRENT

ACCESSORIES

MT14	BOLT - DOOR HINGE	DOOR HINGE BLACK	603-400A	8123598 THRU CURRENT
MT18	BOLT - DOOR HINGE	DOOR HINGE BLACK	603-400A	8123598 THRU CURRENT
MT19	BOLT - DOOR HINGE	DOOR HINGE BLACK	603-400A	8123598 THRU CURRENT
MT21	BOLT - DOOR HINGE	DOOR HINGE BLACK	603-400A	8123598 THRU CURRENT
MT23	BOLT - DOOR HINGE	DOOR HINGE BLACK	603-400A	8123598 THRU CURRENT
MT27	BOLT - DOOR HINGE	DOOR HINGE BLACK	603-400A	8123598 THRU CURRENT
MT49	BOLT - DOOR HINGE	DOOR HINGE BLACK	603-400A	8123598 THRU CURRENT
MT72	BOLT - DOOR HINGE	DOOR HINGE BLACK	603-400A	8123598 THRU CURRENT
MT72	BOLT - DOOR HINGE	DOOR HINGE BLACK	603-400A	8123598 THRU CURRENT
UR20	BOLT - DOOR HINGE	DOOR HINGE BLACK	603-400A	1304468 THRU CURRENT
UR30	BOLT - DOOR HINGE	DOOR HINGE BLACK	603-400A	1304468 THRU CURRENT
MT15	BOLT - TOP TRACK	TOP DOOR TRACK 1/4 -20X3/4"BZP	603-349A	1306138 THRU CURRENT
MT17	BOLT - TOP TRACK	TOP DOOR TRACK 1/4 -20X3/4"BZP	603-349A	1306138 THRU CURRENT
MT19	BOLT - TOP TRACK	TOP DOOR TRACK 1/4 -20X3/4"BZP	603-349A	1306138 THRU CURRENT
MT20	BOLT - TOP TRACK	TOP DOOR TRACK 1/4 -20X3/4"BZP	603-349A	1306138 THRU CURRENT
MT22	BOLT - TOP TRACK	TOP DOOR TRACK 1/4 -20X3/4"BZP	603-349A	1306138 THRU CURRENT
MT33	BOLT - TOP TRACK	TOP DOOR TRACK 1/4 -20X3/4"BZP	603-349A	1306138 THRU CURRENT
MT38	BOLT - TOP TRACK	TOP DOOR TRACK 1/4 -20X3/4"BZP	603-349A	1306138 THRU CURRENT
MT45	BOLT - TOP TRACK	TOP DOOR TRACK 1/4 -20X3/4"BZP	603-349A	1306138 THRU CURRENT
MT66	BOLT - TOP TRACK	TOP DOOR TRACK 1/4 -20X3/4"BZP	603-349A	1306138 THRU CURRENT
SLM48	BOLT - TOP TRACK	TOP DOOR TRACK 1/4 -20X3/4"BZP	603-349A	1306138 THRU CURRENT
MT21	BRACKET	FOR EVAP. COVER	59D41-080B	6466174 THRU CURRENT
MT23	BRACKET	FOR EVAP. COVER	59D41-080B	6466174 THRU CURRENT
MT27	BRACKET	FOR EVAP. COVER	59D41-080B	6466174 THRU CURRENT
MT33	BRACKET	FOR EVAP. COVER	59D41-080B	6466174 THRU CURRENT
MT35	BRACKET	FOR EVAP. COVER	59D41-080B	6466174 THRU CURRENT
MT38	BRACKET	FOR EVAP. COVER	59D41-080B	6466174 THRU CURRENT
MT45	BRACKET	FOR EVAP. COVER	59D41-080B	6466174 THRU CURRENT
MT49	BRACKET	FOR EVAP. COVER	59D41-080B	6466174 THRU CURRENT
MT66	BRACKET	FOR EVAP. COVER	59D41-080B	6466174 THRU CURRENT
MT72	BRACKET	FOR EVAP. COVER	59D41-080B	6466174 THRU CURRENT
SLM48	BRACKET	FOR EVAP. COVER	59D41-080B	6466174 THRU CURRENT
BZ13	BRACKET - FAN MOTOR	CONDENSER MOTOR BRACKET	408-004A	3133015 THRU CURRENT
EZA84	BRACKET - FAN MOTOR	CONDENSER MOTOR BRACKET	04A02-365C-03	3133015 THRU CURRENT
MT12	BRACKET - FAN MOTOR	CONDENSER MOTOR BRACKET	408-003A	4878520 THRU CURRENT
MT15	BRACKET - FAN MOTOR	CONDENSER MOTOR BRACKET	408-003A	4878520 THRU CURRENT
MT17	BRACKET - FAN MOTOR	CONDENSER MOTOR BRACKET	408-003A	4878520 THRU CURRENT
MT18	BRACKET - FAN MOTOR	CONDENSER MOTOR BRACKET	408-004A	4878520 THRU CURRENT
MT20	BRACKET - FAN MOTOR	CONDENSER MOTOR BRACKET	408-004A	4878520 THRU CURRENT
MT21	BRACKET - FAN MOTOR	CONDENSER MOTOR BRACKET	408-004A	4878520 THRU CURRENT
MT22	BRACKET - FAN MOTOR	CONDENSER MOTOR BRACKET	408-003A	4878520 THRU CURRENT
MT23	BRACKET - FAN MOTOR	CONDENSER MOTOR BRACKET	408-004A	4878520 THRU CURRENT
MT27	BRACKET - FAN MOTOR	CONDENSER MOTOR BRACKET	408-004A	4878520 THRU CURRENT
MT33	BRACKET - FAN MOTOR	CONDENSER MOTOR BRACKET	408-004A	4878520 THRU CURRENT
MT35	BRACKET - FAN MOTOR	CONDENSER MOTOR BRACKET	408-004A	4878520 THRU CURRENT
MT45	BRACKET - FAN MOTOR	CONDENSER MOTOR BRACKET	408-004A	4878520 THRU CURRENT
MT49	BRACKET - FAN MOTOR	CONDENSER MOTOR BRACKET	408-004A	4878520 THRU CURRENT
MT66	BRACKET - FAN MOTOR	CONDENSER MOTOR BRACKET	408-004A	4878520 THRU CURRENT
MT72	BRACKET - FAN MOTOR	CONDENSER MOTOR BRACKET	408-004A	4878520 THRU CURRENT
UR20	BRACKET - FAN MOTOR	CONDENSER MOTOR BRACKET	26A51-021BAC	3111474 THRU 4303134
UR30	BRACKET - FAN MOTOR	CONDENSER MOTOR BRACKET	26A51-021BAC	3111474 THRU 4303134
UR30	BRACKET - FAN MOTOR	CONDENSER MOTOR BRACKET	26A51-021BAC	4303135 THRU CURRENT
MT15	BRACKET - ROLLER	DOOR ROLLER BRACKET - SHORT	40A37-054B-04	1304468 THRU CURRENT
MT15	BRACKET - ROLLER	DOOR ROLLER BRACKET - TALL	40A37-055B-04	1304468 THRU CURRENT
MT17	BRACKET - ROLLER	DOOR ROLLER BRACKET - SHORT	40A37-054B-04	1304468 THRU CURRENT
MT17	BRACKET - ROLLER	DOOR ROLLER BRACKET - TALL	40A37-055B-04	1304468 THRU CURRENT
MT19-54	BRACKET - ROLLER	DOOR ROLLER BRACKET - SHORT	40A37-054B-04	1304468 THRU CURRENT
MT19-54	BRACKET - ROLLER	DOOR ROLLER BRACKET - TALL	40A37-055B-04	1304468 THRU CURRENT
MT20	BRACKET - ROLLER	DOOR ROLLER BRACKET - SHORT	40A37-054B-04	1304468 THRU CURRENT

ACCESSORIES

MT20	BRACKET - ROLLER	DOOR ROLLER BRACKET - TALL	40A37-055B-04	1304468 THRU CURRENT
MT22	BRACKET - ROLLER	DOOR ROLLER BRACKET - SHORT	40A37-054B-04	1304468 THRU CURRENT
MT22	BRACKET - ROLLER	DOOR ROLLER BRACKET - TALL	40A37-055B-04	1304468 THRU CURRENT
MT33	BRACKET - ROLLER	DOOR ROLLER BRACKET - SHORT	40A37-054B-04	1304468 THRU CURRENT
MT33	BRACKET - ROLLER	DOOR ROLLER BRACKET - TALL	40A37-055B-04	1304468 THRU CURRENT
MT38	BRACKET - ROLLER	DOOR ROLLER BRACKET - SHORT	40A37-054B-04	1304468 THRU CURRENT
MT38	BRACKET - ROLLER	DOOR ROLLER BRACKET - TALL	40A37-055B-04	1304468 THRU CURRENT
MT45	BRACKET - ROLLER	DOOR ROLLER BRACKET - SHORT	40A37-054B-04	1304468 THRU CURRENT
MT45	BRACKET - ROLLER	DOOR ROLLER BRACKET - TALL	40A37-055B-04	1304468 THRU CURRENT
MT66	BRACKET - ROLLER	DOOR ROLLER BRACKET - SHORT	40A37-054B-04	1304468 THRU CURRENT
MT66	BRACKET - ROLLER	DOOR ROLLER BRACKET - TALL	40A37-055B-04	1304468 THRU CURRENT
MT66	BRACKET - ROLLER	DOOR ROLLER BRACKET - BUMPER	40A37-056B-04	1304468 THRU CURRENT
MTSLM48	BRACKET - ROLLER	DOOR ROLLER BRACKET - SHORT	40A37-054B-04	1304468 THRU CURRENT
SLM48	BRACKET - ROLLER	DOOR ROLLER BRACKET - TALL	40A37-055B-04	1304468 THRU CURRENT
BZ13	BRACKET- FAN MOTOR	EVAP. FAN MOTOR BRACKET	42A37-011B	8123598 THRU CURRENT
BZ16	BRACKET- FAN MOTOR	EVAP. FAN MOTOR BRACKET	42A37-011B	8123598 THRU CURRENT
EZA84	BRACKET- FAN MOTOR	EVAP. FAN MOTOR BRACKET	42A37-011B	8123598 THRU CURRENT
MM14	BRACKET- FAN MOTOR	EVAP. FAN MOTOR BRACKET	42A37-011B	8123598 THRU CURRENT
MM27	BRACKET- FAN MOTOR	EVAP. FAN MOTOR BRACKET	42A37-011B	8123598 THRU CURRENT
MT15	BRACKET- FAN MOTOR	EVAP. FAN MOTOR BRACKET	42A37-011B	8123598 THRU CURRENT
MT15-54	BRACKET- FAN MOTOR	EVAP. FAN MOTOR BRACKET	42A37-011B	8123598 THRU CURRENT
MT17	BRACKET- FAN MOTOR	EVAP. FAN MOTOR BRACKET	42A37-011B	8123598 THRU CURRENT
MT17-54	BRACKET- FAN MOTOR	EVAP. FAN MOTOR BRACKET	42A37-011B	8123598 THRU CURRENT
MT18	BRACKET- FAN MOTOR	EVAP. FAN MOTOR BRACKET	42A37-011B	8123598 THRU CURRENT
MT19	BRACKET- FAN MOTOR	EVAP. FAN MOTOR BRACKET	42A37-011B	8123598 THRU CURRENT
MT21	BRACKET- FAN MOTOR	EVAP. FAN MOTOR BRACKET	42A37-011B	8123598 THRU CURRENT
MT23	BRACKET- FAN MOTOR	EVAP. FAN MOTOR BRACKET	42A37-011B	8123598 THRU CURRENT
MT27	BRACKET- FAN MOTOR	EVAP. FAN MOTOR BRACKET	42A37-011B	8123598 THRU CURRENT
MT33	BRACKET- FAN MOTOR	EVAP. FAN MOTOR BRACKET	42A37-011B	8123598 THRU CURRENT
MT35	BRACKET- FAN MOTOR	EVAP. FAN MOTOR BRACKET	42A37-011B	8123598 THRU CURRENT
MT38	BRACKET- FAN MOTOR	EVAP. FAN MOTOR BRACKET	42A37-011B	8123598 THRU CURRENT
MT45	BRACKET- FAN MOTOR	EVAP. FAN MOTOR BRACKET	42A37-011B	8123598 THRU CURRENT
MT49	BRACKET- FAN MOTOR	EVAP. FAN MOTOR BRACKET	42A37-011B	8123598 THRU CURRENT
MT66	BRACKET- FAN MOTOR	EVAP. FAN MOTOR BRACKET	42A37-011B	8123598 THRU CURRENT
MT72	BRACKET- FAN MOTOR	EVAP. FAN MOTOR BRACKET	42A37-011B	8123598 THRU CURRENT
SLM48	BRACKET- FAN MOTOR	EVAP. FAN MOTOR BRACKET	42A37-011B	8123598 THRU CURRENT
UR20	BRACKET- FAN MOTOR	EVAP. FAN MOTOR BRACKET	42A37-011B	8123598 THRU CURRENT
UR30	BRACKET- FAN MOTOR	EVAP. FAN MOTOR BRACKET	42A37-011B	8123598 THRU CURRENT
MT15	BRACKET-SCREW	ROLLER BRACKET - 2 NEEDED #10-32 X 3/4	603-395A	8123598 THRU CURRENT
MT17	BRACKET-SCREW	ROLLER BRACKET - 2 NEEDED #10-32 X 3/4	603-395A	8123598 THRU CURRENT
MT19-54	BRACKET-SCREW	ROLLER BRACKET - 2 NEEDED #10-32 X 3/4	603-395A	8123598 THRU CURRENT
MT20	BRACKET-SCREW	ROLLER BRACKET - 2 NEEDED #10-32 X 3/4	603-395A	8123598 THRU CURRENT
MT22	BRACKET-SCREW	ROLLER BRACKET - 2 NEEDED #10-32 X 3/4	603-395A	8123598 THRU CURRENT
MT33	BRACKET-SCREW	ROLLER BRACKET - 2 NEEDED #10-32 X 3/4	603-395A	8123598 THRU CURRENT
MT38	BRACKET-SCREW	ROLLER BRACKET - 2 NEEDED #10-32 X 3/4	603-395A	8123598 THRU CURRENT
MT45	BRACKET-SCREW	ROLLER BRACKET - 2 NEEDED #10-32 X 3/4	603-395A	8123598 THRU CURRENT
MT66	BRACKET-SCREW	ROLLER BRACKET - 2 NEEDED #10-32 X 3/4	603-395A	8123598 THRU CURRENT
SLM48	BRACKET-SCREW	ROLLER BRACKET - 2 NEEDED #10-32 X 3/4	603-395A	8123598 THRU CURRENT
MT15	BREAKER - CABINET	CABINET - RIGHT VERTICAL SIDE	60D31-117C	1306138 THRU 5867809
MT15	BREAKER - CABINET	CABINET - LEFT VERTICAL SIDE	60D31-118C	1306138 THRU 5867809
MT15	BREAKER - CABINET	CABINET - LEFT VERTICAL SIDE	60D31-197C-03	5867810 THRU CURRENT
MT15	BREAKER - CABINET	CABINET - RIGHT VERTICAL SIDE	60D31-198C-03	5867810 THRU CURRENT
MT17	BREAKER - CABINET	CABINET - RIGHT VERTICAL SIDE	60D31-117C	1306138 THRU 5867809
MT17	BREAKER - CABINET	CABINET - LEFT VERTICAL SIDE	60D31-118C	1306138 THRU 5867809
MT17	BREAKER - CABINET	CABINET - LEFT VERTICAL SIDE	60D31-197C-03	5867810 THRU CURRENT
MT17	BREAKER - CABINET	CABINET - RIGHT VERTICAL SIDE	60D31-198C-03	5867810 THRU CURRENT
MT19-54	BREAKER - CABINET	CABINET - LEFT VERTICAL SIDE	60D31-151C-02	1306138 THRU 5867809
MT19-54	BREAKER - CABINET	CABINET - RIGHT VERTICAL SIDE	60D31-152C-02	1306138 THRU 5867809
MT19-54	BREAKER - CABINET	CABINET - LEFT VERTICAL SIDE	60D31-197C-01	5867810 THRU CURRENT

ACCESSORIES

MT19-54	BREAKER - CABINET	CABINET - RIGHT VERTICAL SIDE	60D31-198C-01	5867810 THRU CURRENT
MT20	BREAKER - CABINET	CABINET - RIGHT VERTICAL SIDE	60D31-017C	1306138 THRU 5867809
MT20	BREAKER - CABINET	CABINET - LEFT VERTICAL SIDE	60D31-018C	1306138 THRU 5867809
MT22	BREAKER - CABINET	CABINET - RIGHT VERTICAL SIDE	60D31-117C	1306138 THRU 5867809
MT22	BREAKER - CABINET	CABINET - LEFT VERTICAL SIDE	60D31-118C	1306138 THRU 5867809
MT22	BREAKER - CABINET	CABINET - LEFT VERTICAL SIDE	60D31-197C-02	5867810 THRU CURRENT
MT22	BREAKER - CABINET	CABINET - RIGHT VERTICAL SIDE	60D31-198C-03	5867810 THRU CURRENT
MT33	BREAKER - CABINET	CABINET - RIGHT VERTICAL SIDE	60D31-169C-01	1306138 THRU 6153962
MT33	BREAKER - CABINET	CABINET - RIGHT VERTICAL SIDE	60D31-199C-01	6153963 THRU CURRENT
MT38	BREAKER - CABINET	CABINET - RIGHT VERTICAL SIDE	60D31-169C-01	1306138 THRU 6153962
MT38	BREAKER - CABINET	CABINET - RIGHT VERTICAL SIDE	60D31-199C-01	6153963 THRU CURRENT
MT45	BREAKER - CABINET	CABINET - RIGHT VERTICAL SIDE	60D31-169C-01	1306138 THRU 6153962
MT45	BREAKER - CABINET	CABINET - RIGHT VERTICAL SIDE	60D31-199C-01	6153963 THRU CURRENT
MT66	BREAKER - CABINET	CABINET - LEFT VERTICAL SIDE	60D31-066C	1306138 THRU 5867809
MT66	BREAKER - CABINET	CABINET - RIGHT VERTICAL SIDE	60D31-170C-01	1306138 THRU 6193962
MT66	BREAKER - CABINET	CABINET - RIGHT VERTICAL SIDE	60D31-200C-01	6153963 THRU CURRENT
MT66	BREAKER - CABINET	CABINET - LEFT VERTICAL SIDE	60D31-201C-01	5867810 THRU CURRENT
SLM48	BREAKER - CABINET	CABINET - RIGHT VERTICAL SIDE	60D31-063C	1306138 THRU 5867809
SLM48	BREAKER - CABINET	CABINET - RIGHT VERTICAL SIDE	60D31-199C-01	5867810 THRU CURRENT
M17-54	BREAKER - DOOR TRACK	REAR BOTTOM TRACK NOTCHED	60D31-101A	1306138 THRU CURRENT
MT22	BREAKER - DOOR TRACK	BOTTOM TRACK	60D31-143C	1306138 THRU CURRENT
MT33	BREAKER - DOOR TRACK	BOTTOM TRACK REPAIR KIT	63C32-033A	1306138 THRU 1910469
MT33	BREAKER - DOOR TRACK	BOTTOM TRACK REPAIR KIT	63C32-038A	1910470 THRU CURRENT
MT38	BREAKER - DOOR TRACK	BOTTOM TRACK REPAIR KIT	63C32-034A	1306138 THRU 1910510
MT38	BREAKER - DOOR TRACK	BOTTOM TRACK REPAIR KIT	63C32-039A	1910511 THRU CURRENT
MT45	BREAKER - DOOR TRACK	BOTTOM TRACK REPAIR KIT	63C32-019A	1306138 THRU 1903975
MT45	BREAKER - DOOR TRACK	BOTTOM TRACK REPAIR KIT	63C32-040A	1903976 THRU CURRENT
MT66	BREAKER - DOOR TRACK	BOTTOM TRACK REPAIR KIT	63C32-021A	1306138 THRU 1904108
MT66	BREAKER - DOOR TRACK	BOTTOM TRACK REPAIR KIT	63C32-041A	1904109 THRU CURRENT
MT15	BREAKER - DOOR TRACK	BOTTOM TRACK REPAIR KIT	63C32-018A	1306138 THRU 1904152
MT15	BREAKER - DOOR TRACK	BOTTOM TRACK REPAIR KIT	63C32-037A	1904153 THRU CURRENT
MT15-54	BREAKER - DOOR TRACK	REAR BOTTOM TRACK NOTCHED	60D31-101A	1306138 THRU CURRENT
MT17	BREAKER - DOOR TRACK	BOTTOM TRACK REPAIR KIT	63C32-018A	1306138 THRU 1904152
MT17	BREAKER - DOOR TRACK	BOTTOM TRACK REPAIR KIT	63C32-037A	1904153 THRU CURRENT
MT19-54	BREAKER - DOOR TRACK	BOTTOM TRACK	60D31-150C-01	1306138 THRU CURRENT
MT19-54	BREAKER - DOOR TRACK	REAR BOTTOM TRACK NOTCHED	60D31-155C-01	1306138 THRU CURRENT
MT20	BREAKER - DOOR TRACK	BOTTOM TRACK REPAIR KIT	63C32-037A	1904153 THRU CURRENT
MT20-54	BREAKER - DOOR TRACK	REAR BOTTOM TRACK NOTCHED	60D31-101A	1306138 THRU CURRENT
SLM48	BREAKER - DOOR TRACK	BOTTOM TRACK REPAIR KIT	63C32-042A	1306138 THRU CURRENT
BZ16	BREAKER - END GLASS	VERTICAL GLASS - RETAINER LEFT & RIGHT	60D31-204C-07	3441092 THRU CURRENT
BZ16	BREAKER - END GLASS	HORIZONTAL GLASS - RETAINER LEFT & RIGHT	60D31-204C-11	3441092 THRU CURRENT
MM14	BREAKER - END GLASS	HORIZONTAL GLASS - RETAINER LEFT & RIGHT	60D31-204C-13	3441092 THRU CURRENT
MM14	BREAKER - END GLASS	VERTICAL GLASS - RETAINER LEFT & RIGHT	60D31-204C-14	3441092 THRU CURRENT
MT15	BREAKER - END GLASS	HORIZONTAL GLASS - RETAINER LEFT & RIGHT	60D31-204C-09	1306138 THRU CURRENT
MT15	BREAKER - END GLASS	VERTICAL GLASS - RETAINER LEFT & RIGHT	60D31-204C-12	1306138 THRU CURRENT
MT17	BREAKER - END GLASS	HORIZONTAL GLASS - RETAINER LEFT & RIGHT	60D31-204C-09	1306138 THRU CURRENT
MT17	BREAKER - END GLASS	VERTICAL GLASS - RETAINER LEFT & RIGHT	60D31-204C-12	1306138 THRU CURRENT
UR20GE	BREAKER - END GLASS	VERTICAL GLASS - RETAINER LEFT & RIGHT	30D03-021B	1306138 THRU CURRENT
UR20GE	BREAKER - END GLASS	HORIZONTAL GLASS - RETAINER LEFT & RIGHT	713-003C-02	1306138 THRU CURRENT
UR30GE	BREAKER - END GLASS	VERTICAL GLASS - RETAINER LEFT & RIGHT	713-003C-01	1306138 THRU CURRENT
UR30GE	BREAKER - END GLASS	HORIZONTAL GLASS - RETAINER LEFT & RIGHT	713-003C-02	1306138 THRU CURRENT
EZA84	BREAKER - LID TRACK	FRONT	13B04-001D	3441092 THRU CURRENT
EZA84	BREAKER - LID TRACK	REAR	13B04-002D	3441092 THRU CURRENT
MT10	BREAKER - POCKET	LEFT VERTICAL SIDE - COVER	60D31-161B-01	1306138 THRU CURRENT
MT12	BREAKER - POCKET	LEFT VERTICAL SIDE - COVER	60D31-161B-01	1306138 THRU CURRENT
MT14	BREAKER - POCKET	LEFT VERTICAL SIDE - COVER	60D31-161B-01	1306138 THRU CURRENT
MT19	BREAKER - POCKET	LEFT VERTICAL SIDE - COVER	59D39-086C-12	1306138 THRU CURRENT
MT21	BREAKER - POCKET	LEFT VERTICAL SIDE - COVER	703-953C-07	1306138 THRU CURRENT
MT23	BREAKER - POCKET	LEFT VERTICAL SIDE - COVER	703-953C-07	1306138 THRU CURRENT
MT27	BREAKER - POCKET	LEFT VERTICAL SIDE - COVER	703-953C-07	1306138 THRU CURRENT
MT33	BREAKER - POCKET	LEFT VERTICAL SIDE - COVER	60D31-171C-01	1306138 THRU CURRENT

ACCESSORIES

MT35	BREAKER - POCKET	LEFT VERTICAL SIDE - COVER	60D31-171C-01	1306138 THRU CURRENT
MT38	BREAKER - POCKET	LEFT VERTICAL SIDE - COVER	60D31-171C-01	1306138 THRU CURRENT
MT45	BREAKER - POCKET	LEFT VERTICAL SIDE - COVER	60D31-171C-01	1306138 THRU CURRENT
MT49	BREAKER - POCKET	LEFT VERTICAL SIDE - COVER	703-953C-07	1306138 THRU CURRENT
SLM48	BREAKER - POCKET	LEFT VERTICAL SIDE - COVER	60D31-171C-01	1306138 THRU CURRENT
BZ16	BREAKER - TOP TRIM	TOP TRIM	60D31-189C-01	3441092 THRU CURRENT
MT15	BREAKER - TOP TRIM	TOP TRIM	60D31-123B	1306138 THRU 5867809
MT15	BREAKER - TOP TRIM	TOP TRIM	60D31-173C-01	5867810 THRU CURRENT
MT17	BREAKER - TOP TRIM	TOP TRIM	60D31-123B	1306138 THRU 5867809
MT17	BREAKER - TOP TRIM	TOP TRIM	60D31-173C-01	5867810 THRU CURRENT
MT19-54	BREAKER - TOP TRIM	TOP TRIM	60D31-173C-06	1306138 THRU 5867809
MT19-54	BREAKER - TOP TRIM	TOP TRIM	60D31-173C-06	5867810 THRU CURRENT
MT20	BREAKER - TOP TRIM	TOP TRIM	60D31-123B	1306138 THRU 5867809
MT22	BREAKER - TOP TRIM	TOP TRIM	60D31-142B	1306138 THRU 5867809
MT22	BREAKER - TOP TRIM	TOP TRIM	60D31-173C-07	5867810 THRU CURRENT
MT33	BREAKER - TOP TRIM	TOP TRIM	60D31-124B	1306138 THRU 6153962
MT33	BREAKER - TOP TRIM	TOP TRIM	60D31-173C-02	6153963 THRU CURRENT
MT38	BREAKER - TOP TRIM	TOP TRIM	60D31-125B	1306138 THRU 6153962
MT38	BREAKER - TOP TRIM	TOP TRIM	60D31-173C-03	6153963 THRU CURRENT
MT45	BREAKER - TOP TRIM	TOP TRIM	60D31-126B	1306138 THRU 6153962
MT45	BREAKER - TOP TRIM	TOP TRIM	60D31-173C-04	6153963 THRU CURRENT
MT66	BREAKER - TOP TRIM	TOP TRIM	60D31-127B	1306138 THRU 6153962
MT66	BREAKER - TOP TRIM	TOP TRIM	60D31-173C-05	6153963 THRU CURRENT
SLM48	BREAKER - TOP TRIM	TOP TRIM	60D31-128B	1306138 THRU 6153962
SLM48	BREAKER - TOP TRIM	TOP TRIM	60D31-173C-06	6153963 THRU CURRENT
MT19	CAP - RUBBER STRIP	FRAME - RUBBER END STRIP	703-672A	1306139 THRU CURRENT
MT21	CAP - RUBBER STRIP	FRAME - RUBBER END STRIP	703-672A	1306139 THRU CURRENT
MT27	CAP - RUBBER STRIP	FRAME - RUBBER END STRIP	703-672A	1306139 THRU CURRENT
MT33	CAP - RUBBER STRIP	FRAME - RUBBER END STRIP	703-673A	1306139 THRU CURRENT
MT35	CAP - RUBBER STRIP	FRAME - RUBBER END STRIP	703-673A	1306139 THRU CURRENT
MT38	CAP - RUBBER STRIP	FRAME - RUBBER END STRIP	703-673A	1306139 THRU CURRENT
MT45	CAP - RUBBER STRIP	FRAME - RUBBER END STRIP	703-673A	1306139 THRU CURRENT
MT49	CAP - RUBBER STRIP	FRAME - RUBBER END STRIP	703-672A	1306139 THRU CURRENT
MT66	CAP - RUBBER STRIP	FRAME - RUBBER END STRIP	703-673A	1306139 THRU CURRENT
MT72	CAP - RUBBER STRIP	FRAME - RUBBER END STRIP	703-672A	1306139 THRU CURRENT
BZ16	CAP.& RELAY ASSEMBLY	AE1197-28	302-998A	3133015 THRU CURRENT
MT66	CAP.& RELAY ASSEMBLY	AE1197-28	302-998A	3133015 THRU CURRENT
MT72	CAP.& RELAY ASSEMBLY	AE1197-28	302-998A	3133015 THRU CURRENT
EZA84	CAPACITOR	START TEC - 855S165C89	302-921A	3133015 THRU CURRENT
MM14	CAPACITOR	145-175MFD@110VAC	302-357A	3441092 THRU CURRENT
MM27	CAPACITOR	145-175 MFD @ 110 VAC	302-357A	3441092 THRU CURRENT
MT 22	CAPACITOR	270-342 MFD @ 110 VAC	302-964A	3441092 THRU CURRENT
MT15	CAPACITOR	145-175MFD@110 VAC	302-357A	3441092 THRU CURRENT
MT17	CAPACITOR	145-175MFD@110 VAC	302-357A	3441092 THRU CURRENT
MT18	CAPACITOR	243-292 MFD @110 VAC	302-993A	3441092 THRU CURRENT
MT19	CAPACITOR	145-175 MFD @ 110 VAC	302-357A	3441092 THRU CURRENT
MT21	CAPACITOR	145-175 MFD @ 110 VAC	302-357A	3441092 THRU CURRENT
MT23	CAPACITOR	145-175MFD@110 VAC	302-357A	3441092 THRU CURRENT
MT33	CAPACITOR	378-455 MFD @ 125 VAC	302-628A	3129275 THRU CURRENT
MT35	CAPACITOR	378-455 MFD @ 125 VAC	302-628A	3129275 THRU CURRENT
MT38	CAPACITOR	378-455 MFD @ 125 VAC	302-628A	3129275 THRU CURRENT
MT45	CAPACITOR	378-455 MFD @ 125 VAC	302-628A	3124717 THRU CURRENT
MT49	CAPACITOR	378-455 MFD @ 125 VAC	302-628A	3124717 THRU CURRENT
MT66	CAPACITOR	72-88 MFD @ 250 VAC	302-339A	3124717 THRU CURRENT
MT72	CAPACITOR	72-88 MFD @ 250 VAC	302-339A	3124717 THRU CURRENT
SLM48	CAPACITOR	378-455 MFD @ 125 VAC	302-628A	3124717 THRU CURRENT
UR20	CAPACITOR	START 161 - 193 MFD @ 165VAC	303-919A	3111474 THRU 4303134
BZ16	CAPACITOR	RUN 72-88MFD-220	302-339A	3133015 THRU CURRENT
UR30	CAPACITOR	START 161 - 193 MFD @ 165VAC	303-919A	3111474 THRU 4303134
EZA84	CAPACITOR ASSY.	TEC - 855S165C89	302-921A	3133015 THRU CURRENT
MM14	CAPILLARY TUBE	.054ID X .106OD X 108"	203-043A--	4878520 THRU CURRENT

ACCESSORIES

MM27	CAPILLARY TUBE	.049ID X .099OD X 72"	203-110A	3133015 THRU CURRENT
MT10	CAPILLARY TUBE	.049ID X .099OD X 100"	203-127A	4878520 THRU CURRENT
MT12	CAPILLARY TUBE	.049ID X .099OD X 100"	203-127A	3223900 THRU CURRENT
MT14	CAPILLARY TUBE	.049ID X .099OD X 100"	203-127A	3223900 THRU CURRENT
MT15	CAPILLARY TUBE	.054ID X .106OD X 108"	203-043A--	3140801 THRU CURRENT
MT15	CAPILLARY TUBE	.054ID X .106OD X 132"	203-116A	0108003 THRU 4879520
MT15-54	CAPILLARY TUBE	.054ID X .106OD X 108"	203-043A--	3140801 THRU CURRENT
MT15-54	CAPILLARY TUBE	.054ID X .106OD X 132"	203-116A	0108003 THRU 4879520
MT17	CAPILLARY TUBE	.049ID X .099OD X 132"	203-039A--	8123598 THRU 0108002
MT17	CAPILLARY TUBE	.054ID X .106OD X 108"	203-043A--	4879521 THRU CURRENT
MT17	CAPILLARY TUBE	.054ID X .106OD X 132"	203-116A	0108003 THRU 4879520
MT17-54	CAPILLARY TUBE	.054ID X .106OD X 108"	203-043A--	3134764 THRU CURRENT
MT17-54	CAPILLARY TUBE	.054ID X .106OD X 132"	203-116A	0108003 THRU 3134763
MT18	CAPILLARY TUBE	.049ID X .099OD X 132"	203-039A--	8123598 THRU 3201506
MT18	CAPILLARY TUBE	.042ID X .093OD X 68"	203-109A	3201507 THRU CURRENT
MT19	CAPILLARY TUBE	.049ID X .099OD X 84"	203-132A	4878520 THRU CURRENT
MT19-54	CAPILLARY TUBE	.054ID X .106OD X 108"	203-043A--	4878520 THRU CURRENT
MT20-54	CAPILLARY TUBE	.054ID X .106OD X 108"	203-043A--	4878520 THRU CURRENT
MT21	CAPILLARY TUBE	.054ID X .106OD X 132"	203-116A	8123598 THRU 3135463
MT21	CAPILLARY TUBE	.054ID X .106OD X 120"	203-124A	3135464 THRU CURRENT
MT22	CAPILLARY TUBE	.054ID X .106OD X 108"	203-043A--	4878520 THRU CURRENT
MT23	CAPILLARY TUBE	.054ID X .106OD X 120"	203-124A	4878520 THRU CURRENT
MT27	CAPILLARY TUBE	.054ID X .106OD X 132"	203-116A	8123598 THRU 3135464
MT27	CAPILLARY TUBE	.054ID X .106OD X 120"	203-124A	3135464 THRU CURRENT
MT33	CAPILLARY TUBE	.059ID X .109OD X 120"	203-114A	8123598 THRU 1306137
MT33	CAPILLARY TUBE	.059ID X . OD X 84"	203-133A	1306138 THRU CURRENT
MT35	CAPILLARY TUBE	.059ID X . OD X 84"	203-133A	3140801 THRU CURRENT
MT38	CAPILLARY TUBE	.059ID X .109OD X 120"	203-114A	8123598 THRU 1306138
MT38	CAPILLARY TUBE	.059ID X . OD X 84"	203-133A	1306139 THRU CURRENT
MT45	CAPILLARY TUBE	.059ID X .109OD X 120"	203-114A	8123598 THRU 1306138
MT45	CAPILLARY TUBE	.059ID X . OD X 84"	203-133A	3140801 THRU CURRENT
MT49	CAPILLARY TUBE	.059ID X .109OD X 120"	203-114A	8123598 THRU 1306138
MT49	CAPILLARY TUBE	.059ID X . OD X 84"	203-133A	3140801 THRU CURRENT
MT66	CAPILLARY TUBE	.054ID X .106OD X 132" DOUBLE CAP TUBE UNIT	203-116A	8123598 THRU CURRENT
MT72	CAPILLARY TUBE	.054ID X .106OD X 132" DOUBLE CAP TUBE UNIT	203-116A	8123598 THRU CURRENT
BZ13	CAPILLARY TUBE	.059ID X .109OD X 72"	203-137A	3133015 THRU CURRENT
EZA84	CAPILLARY TUBE	.036ID X .087OD X 84"	203-126A	3133015 THRU CURRENT
SLM48	CAPILLARY TUBE	.059ID X .109OD X 72"	203-137A	2112810 THRU CURRENT
BZ13	CASTER	ROLLER KIT	61C01-010A	4878520 THRU CURRENT
BZ16	CASTER	ROLLER KIT	61C01-010A	4878520 THRU CURRENT
EZA84	CASTER	CASTER 2 1/2" 5/16-18 STEM	00C26-026A	4878520 THRU CURRENT
MM14	CASTER	ROLLER-KIT	61C01-009A	4878520 THRU CURRENT
MT10	CASTER	2" W/BRAKE 1/2-13 STEM - SET OF FOUR	61C01-008A	3133015 THRU CURRENT
MT12	CASTER	2" W/BRAKE 1/2-13 STEM - SET OF FOUR	61C01-008A	3133015 THRU CURRENT
MT15	CASTER	2" X 1/2-13 STEM - SET OF FOUR	61C01-005A	3133015 THRU CURRENT
MT17	CASTER	2" X 1/2-13 STEM - SET OF FOUR	61C01-005A	3133015 THRU CURRENT
MT19	CASTER	2" W/BRAKE 1/2-13 STEM - SET OF FOUR	61C01-008A	3133015 THRU CURRENT
MT20	CASTER	2" X 1/2-13 STEM - SET OF FOUR	61C01-005A	3133015 THRU CURRENT
MT21	CASTER	6", SET OF FOUR-PLATE MOUNT	61C01-003A	3133015 THRU CURRENT
MT22	CASTER	6", SET OF FOUR-PLATE MOUNT	61C01-003A	3133015 THRU CURRENT
MT27	CASTER	6", SET OF FOUR-PLATE MOUNT	61C01-003A	3133015 THRU CURRENT
MT33	CASTER	6", SET OF FOUR-PLATE MOUNT	61C01-003A	3133015 THRU CURRENT
MT35	CASTER	6", SET OF FOUR-PLATE MOUNT	61C01-003A	3133015 THRU CURRENT
MT38	CASTER	6", SET OF FOUR-PLATE MOUNT	61C01-003A	3133015 THRU CURRENT
MT45	CASTER	6", SET OF FOUR-PLATE MOUNT	61C01-003A	3133015 THRU CURRENT
MT49	CASTER	6", SET OF FOUR-PLATE MOUNT	61C01-003A	3133015 THRU CURRENT
MT66	CASTER	6", SET OF FOUR-PLATE MOUNT	61C01-003A	3133015 THRU CURRENT
MT72	CASTER	6", SET OF FOUR-PLATE MOUNT	61C01-003A	3133015 THRU CURRENT
SLM48	CASTER	6", SET OF FOUR-PLATE MOUNT	61C01-003A	3133015 THRU CURRENT
SMM10	CASTER	2"	401-710B	6559212 THRU CURRENT
UR20	CASTERS	CASTER 2 1/2" 5/16-18 STEM	00C26-026A	3133015 THRU CURRENT

ACCESSORIES

UR30	CASTERS	CASTER 2 1/2" 5/16-18 STEM	00C26-026A	3133015 THRU CURRENT
MT66	CENTER DOOR BUMPER	ONE PER CENTER DOOR	703-517A	8123598 THRU CURRENT
SMM10	CENTER PIPE	WHITE	401-711B-01	6559212 THRU CURRENT
EZA84LD	CHAIN	CHAIN-12"	606-001A--	4303135 THRU CURRENT
SMM10	COLLECTOR-INNER	530MM	706-183D-01	6559212 THRU CURRENT
SMM10	COLLECTOR-INNER	500MM	706-184D-01	6559212 THRU CURRENT
SMM10	COLLECTOR-OUTER	3621943R06	706-185D-01	6559212 THRU CURRENT
SMM10	COLLECTOR-OUTER	3620924R06	706-186D-01	6559212 THRU CURRENT
BZ13	COMPRESSOR	1/2HP 115-60 TEC AKA4476YXA	302-626B	3133015 THRU CURRENT
BZ16	COMPRESSOR	3/4HP AKA9451YXD 220V/60HZ	302-920B	3133015 THRU CURRENT
BZ16	COMPRESSOR	3/4HP AKA9451ZXD 220V/50HZ	312-043B	3133015 THRU CURRENT
EZA84	COMPRESSOR	1/5HP AXA0395YXA 115V/60HZ	302-676B	3133015 THRU CURRENT
MM14	COMPRESSOR	1/3HP 208/230-60 TC AEA4440YXD	302-708B	3133015 THRU CURRENT
MM14	COMPRESSOR	1/3HP AEA4440YXA 115V/60HZ	302-857B	3133015 THRU CURRENT
MM14	COMPRESSOR	1/3HP AEA3440YXC 220V/50HZ	302-875B	3133015 THRU CURRENT
MM27	COMPRESSOR	1/3HP AEA4440YXA 220V/60HZ	302-708B	3133015 THRU CURRENT
MM27	COMPRESSOR	1/3HP AE4440YXA 115V/60HZ	302-857B	3441092 THRU CURRENT
MM27	COMPRESSOR	1/3HP AEA3440YXC 220V/50HZ	302-875B	3133015 THRU CURRENT
MT 22	COMPRESSOR	1/3HP AE4440YXA 115V/60HZ	302-857B	3133015 THRU CURRENT
MT10	COMPRESSOR	1/4HP AEA3430YXD 220V/50HZ	302-648B	3133015 THRU CURRENT
MT10	COMPRESSOR	1/5HP AEA3425YXA 115V/60HZ	302-805B	3133015 THRU CURRENT
MT12	COMPRESSOR	1/4HP AEA3430YXD 220V/50HZ	302-648B	3133015 THRU CURRENT
MT12	COMPRESSOR	1/5HP AEA3425YXA 115V/60HZ	302-805B	3133015 THRU CURRENT
MT14	COMPRESSOR	1/4HP AEA3430YXD 220V/50HZ	302-648B	3133015 THRU CURRENT
MT14	COMPRESSOR	1/5HP AEA3425YXA 115V/60HZ	302-805B	3133015 THRU CURRENT
MT15	COMPRESSOR	1/3HP AEA4440YXD 220V/60HZ	302-708B	3133015 THRU CURRENT
MT15	COMPRESSOR	1/3HP AE3440Y 115V/60HZ	302-804B	3134764 THRU 3441091
MT15	COMPRESSOR	1/3HP AE4440Y 115V/60HZ	302-857B	3441092 THRU CURRENT
MT15	COMPRESSOR	1/3HP AEA3440YXC 220V/50HZ	302-875B	3133015 THRU CURRENT
MT15-54	COMPRESSOR	1/3HP AEA4440YXD 220V/60HZ	302-708B	3133015 THRU CURRENT
MT17	COMPRESSOR	1/3HP AEA4440YXD 220V/60HZ	302-708B	3133015 THRU CURRENT
MT17	COMPRESSOR	1/3HP AE3440Y 115V/60HZ	302-804B	3134764 THRU 3441091
MT17	COMPRESSOR	1/3HP AE4440Y 115V/60HZ	302-857B	3441092 THRU CURRENT
MT17	COMPRESSOR	1/3HP AEA3440YXC 220V/50HZ	302-875B	3133015 THRU CURRENT
MT17-54	COMPRESSOR	1/3HP AEA4440YXD 220V/60HZ	302-708B	3133015 THRU CURRENT
MT18	COMPRESSOR	1/4HP AEA3430YXA 115V/60HZ	302-803B	3201507 THRU CURRENT
MT18	COMPRESSOR	1/4HP AE4430YXA 115V/60HZ	302-968B	3441092 THRU CURRENT
MT19	COMPRESSOR	1/4HP AEA3430YXD 220V/50HZ	302-648B	3133015 THRU CURRENT
MT19	COMPRESSOR	1/4HP AEA3430YXA 115V/60HZ	302-803B	3201507 THRU CURRENT
MT19-54	COMPRESSOR	1/4HP AEA3430YXA 115V/60HZ	302-803B	3201507 THRU CURRENT
MT21	COMPRESSOR	1/3HP AEA4440YXA 220V/60HZ	302-708B	3133015 THRU CURRENT
MT21	COMPRESSOR	1/3HP AE3440YXA 115V/60HZ	302-804B	3133015 THRU 3441091
MT21	COMPRESSOR	1/3HP AE4440YXA 115V/60HZ	302-857B	3441092 THRU CURRENT
MT21	COMPRESSOR	1/3HP AEA3440YXC 220V/50HZ	302-875B	3133015 THRU CURRENT
MT23	COMPRESSOR	1/3HP AEA4440YXA 220V/60HZ	302-708B	3133015 THRU CURRENT
MT23	COMPRESSOR	1/3HP AE4440YXA 115V/60HZ	302-857B	3133015 THRU CURRENT
MT23	COMPRESSOR	1/3HP AEA3440YXC 220V/50HZ	302-875B	3133015 THRU CURRENT
MT27	COMPRESSOR	1/3HP AE3440YXA 115V/60HZ	302-804B	3133015 THRU 3441091
MT27	COMPRESSOR	1/3HP 115-60 SIC AEA4440YXA	302-857B	3441092 THRU CURRENT
MT27	COMPRESSOR	1/3HP 115-60 EMB FFI12HBX(BARE TUBE CONDENSE	312-056B-01	6369826 THRU CURRENT
MT27	COMPRESSOR	1/3HP AEA4440YXA 220V/60HZ	302-708B	3133015 THRU CURRENT
MT33	COMPRESSOR	1/2HP 115-60 TEC AKA4476YXA	302-626B	3133015 THRU CURRENT
MT33	COMPRESSOR	1/2HP AKA4476YXC 220V/50HZ	302-651B	3133015 THRU CURRENT
MT33	COMPRESSOR	1/2HP AKA4476YXD 220V/60HZ	302-861B	3133015 THRU CURRENT
MT35	COMPRESSOR	1/2HP 115-60 TEC AKA4476YXA	302-626B	3133015 THRU CURRENT
MT35	COMPRESSOR	1/2HP AKA4476YXC 220V/50HZ	302-651B	3133015 THRU CURRENT
MT35	COMPRESSOR	1/2HP AKA4476YXD 220V/60HZ	302-861B	3133015 THRU CURRENT
MT38	COMPRESSOR	1/2HP 115-60 TEC AKA4476YXA	302-626B	3133015 THRU CURRENT
MT38	COMPRESSOR	1/2HP AKA4476YXC 220V/50HZ	302-651B	3133015 THRU CURRENT
MT38	COMPRESSOR	1/2HP AKA4476YXD 220V/60HZ	302-861B	3133015 THRU CURRENT
MT45	COMPRESSOR	1/2HP 115-60 TEC AKA4476YXA	302-626B	3133015 THRU CURRENT

ACCESSORIES

MT45	COMPRESSOR	1/2HP AKA4476YXC 220V/50HZ	302-651B	3133015 THRU CURRENT
MT45	COMPRESSOR	1/2HP AKA4476YXD 220V/60HZ	302-861B	3133015 THRU CURRENT
MT49	COMPRESSOR	1/2HP 115-60 TEC AKA4476YXA	302-626B	3133015 THRU CURRENT
MT49	COMPRESSOR	1/2HP AKA4476YXC 220V/50HZ	302-651B	3133015 THRU CURRENT
MT49	COMPRESSOR	1/2HP AKA4476YXD 220V/60HZ	302-861B	3133015 THRU CURRENT
MT66	COMPRESSOR	3/4HP 230-60 TEC AKA9451ZXD	302-920B	3133015 THRU CURRENT
MT66	COMPRESSOR	3/4HP 115-60 TEC AKA9451ZXA	312-042B	3441092 THRU CURRENT
MT66	COMPRESSOR	3/4HP AKA9451ZXD 220V/50HZ	312-043B	3133015 THRU CURRENT
MT72	COMPRESSOR	3/4HP 230-60 TEC AKA9451ZXD	302-920B	3133015 THRU CURRENT
MT72	COMPRESSOR	3/4HP 115-60 TEC AKA9451ZXA	312-042B	3441092 THRU CURRENT
MT72	COMPRESSOR	3/4HP AKA9451YXD 220V/60HZ	312-043B	3133015 THRU CURRENT
SLM48	COMPRESSOR	1/2HP 115-60 TEC AKA4476YXA	302-626B	3133015 THRU CURRENT
SLM48	COMPRESSOR	1/2HP AKA4476YXC 220V/50HZ	302-651B	3133015 THRU CURRENT
SLM48	COMPRESSOR	1/2HP AKA4476YXD 220V/60HZ	302-861B	3133015 THRU CURRENT
SMM10	COMPRESSOR	DANFOSS 115V/60HZ	312-058B	6559212 THRU CURRENT
UC85	COMPRESSOR	HP UC0506008 DANFOSS 127/60	312-057B	3133015 THRU CURRENT
UR30	COMPRESSOR	1/5HP AZ0395Y SICOM 115V/60HZ	302-676B	3111474 THRU CURRENT
UR30	COMPRESSOR	1/5HP AZA0395YXA 220V/50HZ	302-828B	3133015 THRU CURRENT
UR20	COMPRESSOR	1/5HP AZ0395Y SICOM 115V/60HZ	302-676B	3111474 THRU 4303134
BZ16	COMPRESSOR	3/4HP AKA9451ZXA 115V/60HZ	312-042B	3133015 THRU CURRENT
BZ16	CONDENSATE PAN	ASSEMBLY	43B35-042C-01	3133015 THRU CURRENT
MM14	CONDENSATE PAN	COMPLETE W / WICKING	43B32-226B-01	3133015 THRU CURRENT
MM27	CONDENSATE PAN	COMPLETE W / WICKING	43B32-208C	3133015 THRU CURRENT
MT 20	CONDENSATE PAN	COMPLETE W / WICKING	43B35-022C	3133015 THRU CURRENT
MT10	CONDENSATE PAN	COMPLETE W / WICKING	43B32-209C	3133015 THRU CURRENT
MT12	CONDENSATE PAN	COMPLETE W / WICKING	43B32-209C	3133015 THRU CURRENT
MT14	CONDENSATE PAN	COMPLETE W / WICKING	43B32-209C	3133015 THRU CURRENT
MT15	CONDENSATE PAN	COMPLETE W / WICKING	43B32-153B	3133015 THRU CURRENT
MT15	CONDENSATE PAN	W/HOT GAS LINE	43B35-021C	3133015 THRU CURRENT
MT15	CONDENSATE PAN	COMPLETE W / WICKING	43B35-265C-01	3133015 THRU CURRENT
MT17	CONDENSATE PAN	COMPLETE W / WICKING	43B32-153B	3133015 THRU CURRENT
MT17	CONDENSATE PAN	W/HOT GAS LINE	43B35-021C	3133015 THRU CURRENT
MT17-54	CONDENSATE PAN	COMPLETE W / WICKING	43B35-265C-01	3133015 THRU CURRENT
MT18	CONDENSATE PAN	COMPLETE W / WICKING	43B32-209C	3133015 THRU CURRENT
MT19	CONDENSATE PAN	COMPLETE W / WICKING	43B32-209C	3133015 THRU CURRENT
MT19-54	CONDENSATE PAN	W/HOT GAS LINE	43B35-021C	3133015 THRU CURRENT
MT21	CONDENSATE PAN	COMPLETE W / WICKING	43B32-209C	3133015 THRU CURRENT
MT22	CONDENSATE PAN	COMPLETE W / WICKING	43B32-153B	3133015 THRU CURRENT
MT23	CONDENSATE PAN	COMPLETE W / WICKING	43B32-209C	3133015 THRU CURRENT
MT27	CONDENSATE PAN	COMPLETE W / WICKING	43B32-265C-01	3133015 THRU CURRENT
MT33	CONDENSATE PAN	COMPLETE W / WICKING	43B32-265C-01	3133015 THRU CURRENT
MT35	CONDENSATE PAN	COMPLETE W / WICKING	43B32-209C	3133015 THRU CURRENT
MT38	CONDENSATE PAN	COMPLETE W / WICKING	43B32-208C	3133015 THRU CURRENT
MT45	CONDENSATE PAN	COMPLETE W / WICKING	43B32-208C	3133015 THRU CURRENT
MT49	CONDENSATE PAN	COMPLETE W / WICKING	43B32-208C	3133015 THRU CURRENT
MT66	CONDENSATE PAN	COMPLETE W / WICKING	43B32-028B	3133015 THRU CURRENT
MT72	CONDENSATE PAN	COMPLETE W / WICKING	43B32-028B	3133015 THRU CURRENT
UR20	CONDENSATE PAN	DRAIN	15B05-002C	3111474 THRU 4303134
UR30	CONDENSATE PAN	ASSEMBLY	15B05-002C	4303135 THRU CURRENT
BZ13	CONDENSATE PAN	ASSEMBLY	43B35-051D-02	3133015 THRU CURRENT
EZA84	CONDENSATE PAN	ASSEMBLY	43B32-208C	3133015 THRU CURRENT
EZA84	CONDENSER COIL	14-3/4"X4"X4"	305-375C	3133015 THRU CURRENT
MM14	CONDENSER COIL	16.63" X 8.07" X 6"	305-356C	4754377 THRU CURRENT
MM27	CONDENSER COIL	11X11X3	305-217C	4754377 THRU CURRENT
MM27	CONDENSER COIL	CURVED 21"X11"X1"	305-337C	4260689 THRU CURRENT
MT10	CONDENSER COIL	11" X 8" X 2"	305-232C	3133015 THRU CURRENT
MT10	CONDENSER COIL	11" X 8" X 2" BARE TUBE CONDENSER	305-395D-01	6363098 THRU CURRENT
MT12	CONDENSER COIL	11-5/16" X 7-7/8" X 3"	305-049C	1300860 THRU 3133014
MT12	CONDENSER COIL	11" X 8" X 2"	305-232C	3133015 THRU CURRENT
MT12	CONDENSER COIL	11" X 8" X 2" BARE TUBE CONDENSER	305-395D-01	6363098 THRU CURRENT
MT14	CONDENSER COIL	11" X 8" X 2"	305-232C	3133015 THRU CURRENT

ACCESSORIES

MT15	CONDENSER COIL	16.63" X 8.07" X 6"	305-356C	4750885 THRU CURRENT
MT17	CONDENSER COIL	11-5/16" X 7-7/8" X 4"	305-168C	0103159 THRU 4754376
MT17	CONDENSER COIL	16.63" X 8.07" X 6"	305-356C	4754377 THRU CURRENT
MT18	CONDENSER COIL	11" X 10-7/8" X 4"	305-150C	3133015 THRU CURRENT
MT19	CONDENSER COIL	11" X 8" X 2"	305-232C	3133015 THRU CURRENT
MT19-54	CONDENSER COIL	11-1/4" X 8" X 4"	305-230C	3133015 THRU CURRENT
MT20	CONDENSER COIL	11-1/4" X 8" X 4"	305-230C	3133015 THRU CURRENT
MT21	CONDENSER COIL	11-5/16" X 7-7/8" X 3"	305-151C	1300860 THRU 3133014
MT21	CONDENSER COIL	11"X11"X3"	305-217C	3133015 THRU 4260688
MT21	CONDENSER COIL	21"X11"X1" CURVED	305-337C	4260689 THRU CURRENT
MT22	CONDENSER COIL	11-1/4" X 8" X 4"	305-230C	3133015 THRU CURRENT
MT23	CONDENSER COIL	11"X11"X3"	305-217C	3133015 THRU CURRENT
MT27	CONDENSER COIL	11-5/16" X 7-7/8" X 3" BARE TUBE CONDENSER	305-392D-01	6363098 THRU CURRENT
MT27	CONDENSER COIL	11-5/16" X 7-7/8" X 3"	305-151C	1300860 THRU 4260688
MT27	CONDENSER COIL	CURVED 21"X11"X1"	305-337C	4260689 THRU CURRENT
MT33	CONDENSER COIL	13-1/4" X 10-7/8" X 4"	305-159C	0111125 THRU CURRENT
MT33	CONDENSER COIL	11" X 10-7/8" X 4"	305-160C	0804366 THRU 0111124
MT33	CONDENSER COIL	11" X 10-7/8" X 5-9/16"	305-125C	8123598 THRU 0804365
MT35	CONDENSER COIL	28-1/2" X 7" X4"	305-206C	3133015 THRU CURRENT
MT38	CONDENSER COIL	11" X 10-7/8" X 5-9/16"	305-125C	8123598 THRU 0804365
MT38	CONDENSER COIL	13-1/4" X 10-7/8" X 4"	305-159C	0111125 THRU CURRENT
MT38	CONDENSER COIL	11" X 10-7/8" X 4"	305-160C	0804366 THRU 0111124
MT45	CONDENSER COIL	11" X 10-7/8" X 5-9/16"	305-125C	8123598 THRU 0804365
MT45	CONDENSER COIL	13-1/4" X 10-7/8" X 4"	305-159C	0111125 THRU CURRENT
MT45	CONDENSER COIL	11" X 10-7/8" X 4"	305-160C	0804366 THRU 0111124
MT49	CONDENSER COIL	11" X 10-7/8" X 5-9/16"	305-125C	8123598 THRU 0804365
MT49	CONDENSER COIL	13-1/4" X 10-7/8" X 4"	305-159C	0111125 THRU CURRENT
MT49	CONDENSER COIL	11" X 10-7/8" X 4"	305-160C	0804366 THRU 0111124
MT66	CONDENSER COIL	13-1/4" X 10-7/8" X 4"	305-159C	0608142 THRU CURRENT
MT72	CONDENSER COIL	13-1/4" X 10-7/8" X 4"	305-159C	0608142 THRU CURRENT
SLM48	CONDENSER COIL	13-1/4" X 10-7/8" X 4"	305-159C	2122810 THRU CURRENT
SMM10	CONDENSER COIL	3620925R01	305-398D	6559212 THRU CURRENT
UR30	CONDENSER COIL	4-1/4" X 7" X 4"	305-223C	3111474 THRU 4303134
UR30	CONDENSER COIL	2-19/32"X7"X4-1/4"	305-343C	4303135 THRU CURRENT
BZ13	CONDENSER COIL	11.50"x12.875x11"	305-387D-01	3133015 THRU CURRENT
BZ16	CONDENSER COIL	13-1/4" X 10-7/8" X 4"	305-159C	3133015 THRU CURRENT
UR20	CONDENSER COIL	4-1/4 X 7 X 4	305-223C	3111474 THRU 4303134
MM14	CONDENSING UNIT	ASSEMBLY - 115V/60HZ	49B34-330D-02	3133015 THRU CURRENT
MM27	CONDENSING UNIT	ASSEMBLY - 115V/60HZ	49B34-301D-01	3133015 THRU CURRENT
MT10	CONDENSING UNIT	ASSEMBLY - 115V/60HZ	49B34-299D-01	3133015 THRU CURRENT
MT12	CONDENSING UNIT	ASSEMBLY - 115V/60HZ	49B34-299D-01	3133015 THRU CURRENT
MT14	CONDENSING UNIT	ASSEMBLY - 115V/60HZ	49B34-299D-01	3133015 THRU CURRENT
MT15	CONDENSING UNIT	ASSEMBLY - 115V/60HZ	49B34-334D-01	3133015 THRU CURRENT
MT17	CONDENSING UNIT	ASSEMBLY - 115V/60HZ	49B34-334D-01	3133015 THRU CURRENT
MT17-54	CONDENSING UNIT	ASSEMBLY - 115V/60HZ	49B34-334D-01	3133015 THRU CURRENT
MT18	CONDENSING UNIT	ASSEMBLY - 115V/60HZ	49B34-215D	3133015 THRU CURRENT
MT19	CONDENSING UNIT	ASSEMBLY - 115V/60HZ	49B34-299D-04	3133015 THRU CURRENT
MT19-54	CONDENSING UNIT	ASSEMBLY - 115V/60HZ	49B34-300D-01	3133015 THRU CURRENT
MT21	CONDENSING UNIT	ASSEMBLY - 115V/60HZ	49B34-212D	3133015 THRU 3441091
MT21	CONDENSING UNIT	ASSEMBLY - FRONT AIR FLOW - 115V/60HZ	49B34-268D-01	3441092 THRU CURRENT
MT22	CONDENSING UNIT	ASSEMBLY - 115V/60HZ	49B34-271D-01	3133015 THRU CURRENT
MT23	CONDENSING UNIT	ASSEMBLY - FRONT AIR FLOW - 115V/60HZ	49B34-268D-01	3133015 THRU CURRENT
MT27	CONDENSING UNIT	ASSEMBLY - 115V/60HZ	49B34-301D-03	3133015 THRU CURRENT
MT33	CONDENSING UNIT	ASSEMBLY - 115V/60HZ	49B34-190D	0111124 THRU CURRENT
MT35	CONDENSING UNIT	ASSEMBLY - 115V/60HZ	49B34-328D-01	4878520 THRU CURRENT
MT38	CONDENSING UNIT	ASSEMBLY - 115V/60HZ	49B34-190D	0111124 THRU CURRENT
MT45	CONDENSING UNIT	ASSEMBLY - 115V/60HZ	49B34-190D	0111124 THRU CURRENT
MT49	CONDENSING UNIT	ASSEMBLY - 115V/60HZ	49B34-190D	0111124 THRU CURRENT
MT66	CONDENSING UNIT	ASSEMBLY - 115V/60HZ	49B34-261D-01	0608142 THRU CURRENT
MT66	CONDENSING UNIT	ASSEMBLY - 220V/60HZ	49B34-261D-02	3133015 THRU CURRENT
MT72	CONDENSING UNIT	ASSEMBLY - 115V/60HZ	49B34-261D-01	0608142 THRU CURRENT

ACCESSORIES

MT72	CONDENSING UNIT	ASSEMBLY - 220V/60HZ	49B34-261D-02	3133015 THRU CURRENT
SLM48	CONDENSING UNIT	ASSEMBLY - 115V/60HZ	49B34-193D	2122810 THRU CURRENT
UR20	CONDENSING UNIT	ASSEMBLY - 115V/60HZ	15B07-006D-01	3111474 THRU 4303134
UR30	CONDENSING UNIT	ASSEMBLY - 115V/60HZ	15B07-006D-01	3111474 THRU 4303134
UR30	CONDENSING UNIT	ASSEMBLY - 115V/60HZ	19B34-044D-01	4303135 THRU CURRENT
BZ16	CONDENSING UNIT	ASSEMBLY - 220V/50HZ	49B34-326D-02	3133015 THRU CURRENT
EZA84	CONDENSING UNIT	ASSEMBLY - 115V/60HZ	19B34-041D-01	3133015 THRU CURRENT
MM14	CONDENSING UNIT	ASSEMBLY - 220V/50HZ	49B34-262D-02	3133015 THRU CURRENT
MM14	CONDENSING UNIT	ASSEMBLY - 220V/60HZ	49B34-299D-02	3133015 THRU CURRENT
MM27	CONDENSING UNIT	ASSEMBLY - 220V/60HZ	49B34-301D-02	3133015 THRU CURRENT
MM27	CONDENSING UNIT	ASSEMBLY - 220V/50HZ	49B34-301D-04	3133015 THRU CURRENT
MT10	CONDENSING UNIT	ASSEMBLY - 220V/50HZ	49B34-299D-03	3133015 THRU CURRENT
MT12	CONDENSING UNIT	ASSEMBLY - 220V/50HZ	49B34-299D-03	3133015 THRU CURRENT
MT14	CONDENSING UNIT	ASSEMBLY - 220V/50HZ	49B34-299D-03	3133015 THRU CURRENT
MT15	CONDENSING UNIT	ASSEMBLY - 220V/60HZ	49B36-270D-01	3133015 THRU CURRENT
MT17	CONDENSING UNIT	ASSEMBLY - 220V/50HZ	49B34-270D-02	3133015 THRU CURRENT
MT15-54	CONDENSING UNIT	ASSEMBLY - 220V/50HZ	49B34-329D-04	3133015 THRU CURRENT
MT15-54	CONDENSING UNIT	ASSEMBLY - 220V/60HZ	49B36-270D-01	3133015 THRU CURRENT
MT17	CONDENSING UNIT	ASSEMBLY - 220V/50HZ	49B34-270D-02	3133015 THRU CURRENT
MT17	CONDENSING UNIT	ASSEMBLY - 220V/60HZ	49B36-270D-01	3133015 THRU CURRENT
MT17-54	CONDENSING UNIT	ASSEMBLY - 220V/50HZ	49B34-329D-04	3133015 THRU CURRENT
MT17-54	CONDENSING UNIT	ASSEMBLY - 220V/60HZ	49B36-270D-01	3133015 THRU CURRENT
MT18	CONDENSING UNIT	ASSEMBLY - 220V/50HZ	49B34-319D-01	3133015 THRU CURRENT
MT19	CONDENSING UNIT	ASSEMBLY - 220V/50HZ	49B34-299D-03	3133015 THRU CURRENT
MT21	CONDENSING UNIT	ASSEMBLY - 220V/60HZ	49B34-213D	3133015 THRU CURRENT
MT21	CONDENSING UNIT	ASSEMBLY - 220V/50HZ	49B34-214D	3133015 THRU CURRENT
MT23	CONDENSING UNIT	ASSEMBLY - 220V/60HZ	49B34-213D	3133015 THRU CURRENT
MT23	CONDENSING UNIT	ASSEMBLY - 220V/50HZ	49B34-214D	3133015 THRU CURRENT
MT27	CONDENSING UNIT	ASSEMBLY - 220V/60HZ	49B34-301D-02	3133015 THRU CURRENT
MT27	CONDENSING UNIT	ASSEMBLY - 220V/50HZ	49B34-301D-04	3133015 THRU CURRENT
MT27	CONDENSING UNIT	ASSEMBLY - 115V/60HZ W/ BARE TUBE	49B34-357D-01	6369825 THRU CURRENT
MT33	CONDENSING UNIT	ASSEMBLY - 220V/60HZ	49B34-191D	3133015 THRU CURRENT
MT35	CONDENSING UNIT	ASSEMBLY - 220V/60HZ	49B34-191D	3133015 THRU CURRENT
MT35	CONDENSING UNIT	ASSEMBLY - 220V/50HZ	49B34-328D-03	3133015 THRU CURRENT
MT38	CONDENSING UNIT	ASSEMBLY - 220V/60HZ	49B34-191D	3133015 THRU CURRENT
MT38	CONDENSING UNIT	ASSEMBLY - 220V/50HZ	49B34-192D	3133015 THRU CURRENT
MT45	CONDENSING UNIT	ASSEMBLY - 220V/60HZ	49B34-191D	3133015 THRU CURRENT
MT45	CONDENSING UNIT	ASSEMBLY - 220V/50HZ	49B34-192D	3133015 THRU CURRENT
MT49	CONDENSING UNIT	ASSEMBLY - 220V/60HZ	49B34-191D	3133015 THRU CURRENT
MT49	CONDENSING UNIT	ASSEMBLY - 220V/50HZ	49B34-192D	3133015 THRU CURRENT
MT66	CONDENSING UNIT	ASSEMBLY - 220V/50HZ	49B34-261D-03	3133015 THRU CURRENT
MT72	CONDENSING UNIT	ASSEMBLY - 220V/50HZ	49B34-261D-03	3133015 THRU CURRENT
SLM48	CONDENSING UNIT	ASSEMBLY - 220V/60HZ	49B34-191D	3133015 THRU CURRENT
SLM48	CONDENSING UNIT	ASSEMBLY - 220V/50HZ	49B34-195D	3133015 THRU CURRENT
BZ13	CONTROL	TEMPERATURE	502-297A	3441092 THRU CURRENT
BZ16	CONTROL	TEMPERATURE	502-301B	3441092 THRU CURRENT
EZA84	CONTROL	TEMPERATURE	502-301B	3441092 THRU CURRENT
MM14	CONTROL	TEMPERATURE	502-290B	0200953 THRU CURRENT
MM27	CONTROL	TEMPERATURE	502-289B	0200953 THRU CURRENT
MT10	CONTROL	TEMPERATURE	502-293B	0200953 THRU CURRENT
MT12	CONTROL	TEMPERATURE	502-293B	0200953 THRU CURRENT
MT14	CONTROL	TEMPERATURE	502-293B	0200953 THRU CURRENT
MT15	CONTROL	TEMPERATURE	502-290B	0200953 THRU CURRENT
MT15-54	CONTROL	TEMPERATURE	502-290B	0200953 THRU CURRENT
MT17	CONTROL	TEMPERATURE	502-290B	0200953 THRU CURRENT
MT17-54	CONTROL	TEMPERATURE	502-290B	0200953 THRU CURRENT
MT18	CONTROL	TEMPERATURE	502-290B	0200953 THRU CURRENT
MT19	CONTROL	TEMPERATURE	502-293B	0200953 THRU CURRENT
MT19-54	CONTROL	TEMPERATURE	502-289B	0200953 THRU CURRENT
MT21	CONTROL	TEMPERATURE	502-289B	0200953 THRU CURRENT
MT23	CONTROL	TEMPERATURE	502-289B	0200953 THRU CURRENT

ACCESSORIES

UR20	CONTROL-SCREW	TEMPERATURE CONTROL MOUNTING	603-086A--	1306140 THRU CURRENT
UR20	CONTROL-SCREW	TEMPERATURE CONTROL MOUNTING	603-086A--	1306140 THRU CURRENT
UR30	CONTROL-SCREW	TEMPERATURE CONTROL MOUNTING	603-086A--	1306140 THRU CURRENT
UR30	CONTROL-SCREW	TEMPERATURE CONTROL MOUNTING	603-086A--	1306140 THRU CURRENT
EZA84	CORD	SUPPLY	504-343B	3133015 THRU CURRENT
MT19	CORNER PLUG	BOTTOM LEFT HAND	703-647C	1306138 THRU CURRENT
MT21	CORNER PLUG	BOTTOM LEFT HAND	703-647C	1306138 THRU CURRENT
MT27	CORNER PLUG	BOTTOM LEFT HAND	703-647C	1306138 THRU CURRENT
MT33	CORNER PLUG	BOTTOM LEFT HAND	703-845C	1306138 THRU CURRENT
MT35	CORNER PLUG	BOTTOM LEFT HAND	703-647C	1306138 THRU CURRENT
MT38	CORNER PLUG	BOTTOM LEFT HAND	703-845C	1306138 THRU CURRENT
MT45	CORNER PLUG	BOTTOM LEFT HAND	703-845C	1306138 THRU CURRENT
MT49	CORNER PLUG	BOTTOM LEFT HAND	703-647C	1306138 THRU CURRENT
EZA84	COVER - ASEMBLY	EVAP. COMPLETE W/PARTS	04B02-188D-01	3441092 THRU CURRENT
MM27	COVER - ASEMBLY	EVAP. COMPLETE W/PARTS	43B32-200D	1306140 THRU CURRENT
MT23	COVER - ASEMBLY	EVAP. COMPLETE W/PARTS	43B32-270D-01	1306140 THRU CURRENT
MT27	COVER - ASEMBLY	EVAP. COMPLETE W/PARTS	43B32-200D	1306140 THRU CURRENT
MT33	COVER - ASEMBLY	EVAP. COMPLETE W/PARTS	43B32-204D	1306140 THRU CURRENT
MT35	COVER - ASEMBLY	EVAP. COMPLETE W/PARTS	43B32-271D-01	1306140 THRU CURRENT
MT38	COVER - ASEMBLY	EVAP. COMPLETE W/PARTS	43B32-184D	1306140 THRU CURRENT
MT45	COVER - ASEMBLY	EVAP. COMPLETE W/PARTS	43B32-188D	1306140 THRU CURRENT
MT49	COVER - ASEMBLY	EVAP. COMPLETE W/PARTS	43B32-188D	1306140 THRU CURRENT
MT66	COVER - ASEMBLY	EVAP. COMPLETE W/PARTS	43B32-190D	1306140 THRU CURRENT
MT72	COVER - ASEMBLY	EVAP. COMPLETE W/PARTS	43B32-190D	1306140 THRU CURRENT
SLM48	COVER - ASEMBLY	EVAP. COMPLETE W/PARTS	43B32-137D	1306140 THRU CURRENT
MM14	CURVE FLOW	GRAVITY KIT 16/20/600	61C31-187A-01	1987 THRU CURRENT
MM27	CURVE FLOW	GRAVITY KIT 16/20/600	61C31-193A-01	1987 THRU CURRENT
MT10	CURVE FLOW	GRAVITY KIT 16/20/600	61C31-179A-01	1987 THRU CURRENT
MT12	CURVE FLOW	GRAVITY KIT 16/20/600	61C31-179A-01	1987 THRU CURRENT
MT14	CURVE FLOW	GRAVITY KIT 16/20/600	61C31-181A-01	1987 THRU CURRENT
MT15	CURVE FLOW	GRAVITY KIT 16/20/600	61C31-200A-01	1987 THRU CURRENT
MT15-54	CURVE FLOW	GRAVITY KIT 16/20/600	61C31-204A-01	1987 THRU CURRENT
MT17	CURVE FLOW	GRAVITY KIT 16/20/600	61C31-200A-01	1987 THRU CURRENT
MT17-54	CURVE FLOW	GRAVITY KIT 16/20/600	61C31-204A-01	1987 THRU CURRENT
MT19	CURVE FLOW	GRAVITY KIT 16/20/600	61C31-181A-01	1987 THRU CURRENT
MT19-54	CURVE FLOW	GRAVITY KIT 16/20/600	61C31-183A-01	1987 THRU CURRENT
MT22	CURVE FLOW	GRAVITY KIT 16/20/600	61C31-189A-01	1987 THRU CURRENT
MT23	CURVE FLOW	GRAVITY KIT 16/20/600	61C31-199A-01	1987 THRU CURRENT
MT27	CURVE FLOW	GRAVITY KIT 16/20/600	61C31-191A-01	1987 THRU CURRENT
MT27-55	CURVE FLOW	GRAVITY KIT 16/20/600	61C31-193A-01	1987 THRU CURRENT
MT33	CURVE FLOW	GRAVITY KIT 16/20/600	61C31-195A-01	1987 THRU CURRENT
MT35	CURVE FLOW	GRAVITY KIT 16/20/600	61C31-195A-01	1987 THRU CURRENT
MT38	CURVE FLOW	GRAVITY KIT 16/20/600	61C31-201A-01	1987 THRU CURRENT
MT45	CURVE FLOW	GRAVITY KIT 16/20/600	61C31-199A-01	1987 THRU CURRENT
MT49	CURVE FLOW	GRAVITY KIT 16/20/600	61C31-197A-01	1987 THRU CURRENT
MT49-55	CURVE FLOW	GRAVITY KIT 16/20/600	61C31-199A-01	1987 THRU CURRENT
MT66	CURVE FLOW	GRAVITY KIT 16/20/600	61C31-199A-01	1987 THRU CURRENT
MT72	CURVE FLOW	GRAVITY KIT 16/20/600	61C31-197A-01	1987 THRU CURRENT
MT72-55	CURVE FLOW	GRAVITY KIT 16/20/600	61C31-199A-01	1987 THRU CURRENT
SLM48	CURVE FLOW	GRAVITY KIT 16/20/600	61C31-203A-01	1987 THRU CURRENT
SMM10	DEFROST TIMER	362056R02	502-326B	6559212 THRU CURRENT
EZA84LD	DISPLAY	LIVE DISPLAY ASSEMBLY- PEPSI	24B34-013D-01	4303135 THRU CURRENT
EZA84LD	DISPLAY	LIVE DISPLAY ASSEMBLY- COKE	24B34-015D-01	4303135 THRU CURRENT
BZ13	DIVIDER	20 OZ - ORGANIZER	403-750D-01	3441092 THRU CURRENT
BZ13	DIVIDER	20 OZ - ORGANIZER	403-750D-01	3441092 THRU CURRENT
BZ16	DIVIDER	20 OZ - ORGANIZER	403-706D-01	3441092 THRU CURRENT
EZA84	DIVIDER	PRODUCT	403-699D-01	3441092 THRU CURRENT
SMM10	DIVIDER	PRODUCT- HOOK ON	403-788D	3441092 THRU CURRENT
SMM10	DIVIDER	PRODUCT - GLUE ON	403-804B	3441092 THRU CURRENT
MM 27	DOOR	SWING-CURVED- RIGHT 30X 56	40B48-001D-01	3133015 THRU CURRENT
MM 27	DOOR	SWING-CURVED- LEFT 30X 56	40B48-001D-02	3133015 THRU CURRENT

ACCESSORIES

MM14	DOOR	SWING-CURVED, LEFT	18 X 46	40B48-003D-01	3133015 THRU CURRENT
MM14	DOOR	SWING-CURVED, RIGHT	18 X 46	40B48-003D-02	3133015 THRU CURRENT
MT10	DOOR	SWING-LEFT	23 1/4 X 43	40B48-061D-01	3133015 THRU CURRENT
MT10	DOOR	SWING-RIGHT	23 1/4 X 43	40B48-061D-02	3133015 THRU CURRENT
MT12	DOOR	SWING-LEFT	23 1/4 X 51	40B48-062D-01	3133015 THRU CURRENT
MT12	DOOR	SWING-RIGHT	23 1/4 X 51	40B48-062D-02	3133015 THRU CURRENT
MT14	DOOR	SWING-LEFT	23 1/4 X 60	40B48-068D-01	3133015 THRU CURRENT
MT14	DOOR	SWING-RIGHT	23 1/4 X 60	40B48-068D-02	3133015 THRU CURRENT
MT15	DOOR	SLIDE -LEFT	16 21/32 X 38 13/16	40B47-021D	3133015 THRU CURRENT
MT15	DOOR	SLIDE -RIGHT	16 21/32 X 38 13/16	40B47-022D	3133015 THRU CURRENT
MT17	DOOR	SLIDE -LEFT	16 21/32 X 44 13/16	40B47-023D	3133015 THRU CURRENT
MT17	DOOR	SLIDE -RIGHT	16 21/32 X 44 13/16	40B47-024D	3133015 THRU CURRENT
MT18	DOOR	SWING-RIGHT	26 1/2 X 55 1/4	40B48-063D-01	8123598 THRU CURRENT
MT18	DOOR	SWING-LEFT	26 1/2 X 55 1/4	40B48-063D-02	8123598 THRU CURRENT
MT19	DOOR	SWING-LEFT	23 1/4 X 60	40B48-068D-01	3133015 THRU CURRENT
MT19	DOOR	SWING-RIGHT	23 1/4 X 60	40B48-068D-02	3133015 THRU CURRENT
MT20	DOOR	SLIDE -LEFT	16 21/32 X 38 13/16	40B47-021D	3133015 THRU CURRENT
MT20	DOOR	SLIDE -RIGHT	16 21/32 X 38 13/16	40B47-022D	3133015 THRU CURRENT
MT21	DOOR	SWING-RIGHT	26 1/2 X 55 1/4	40B48-063D-01	8123598 THRU CURRENT
MT21	DOOR	SWING-LEFT	26 1/2 X 55 1/4	40B48-063D-02	8123598 THRU CURRENT
MT22	DOOR	SLIDE -LEFT	20 21/32 X 44 13/16	40B47-033D	3133015 THRU CURRENT
MT22	DOOR	SLIDE -RIGHT	20 21/32X44 13/16	40B47-034D	3133015 THRU CURRENT
MT23	DOOR	SWING-RIGHT	26 1/2 X 55 1/4	40B48-063D-01	3133015 THRU CURRENT
MT23	DOOR	SWING-LEFT	26 1/2 X 55 1/4	40B48-063D-02	3133015 THRU CURRENT
MT27	DOOR	SWING-RIGHT	29 1/4 X 55 1/4	40B48-063D-03	8123598 THRU CURRENT
MT27	DOOR	SWING-LEFT	29 1/4 X 55 1/4	40B48-063D-04	8123598 THRU CURRENT
MT33	DOOR	SLIDE -LEFT	18 5/32 X 51 1/2	40B47-025D	8123598 THRU CURRENT
MT33	DOOR	SLIDE -RIGHT	18 5/32 X 51 1/2	40B47-026D	8123598 THRU CURRENT
MT35	DOOR	SWING-LEFT	18 15/16 X 55-1/4	40B48-063D-17	3133015 THRU CURRENT
MT35	DOOR	SWING-RIGHT	18 15/16 X 55-1/4	40B48-063D-18	3133015 THRU CURRENT
MT38	DOOR	SLIDE -LEFT	20 3/8 X 51 1/2	40B47-027D	8123598 THRU CURRENT
MT38	DOOR	SLIDE -RIGHT	20 3/8 X 51 1/2	40B47-028D	8123598 THRU CURRENT
MT45	DOOR	SWING-LEFT	24 3/8 X 51 1/2	40B47-029D	8123598 THRU CURRENT
MT45	DOOR	SLIDE -RIGHT	24 3/8 X 51 1/2	40B47-030D	8123598 THRU CURRENT
MT49	DOOR	SLIDE -RIGHT	25 13/32 X 55 1/4	40B48-063D-05	8123598 THRU CURRENT
MT49	DOOR	SWING-LEFT	25 13/32 X 55 1/4	40B48-063D-06	8123598 THRU CURRENT
MT66	DOOR	SLIDE -LEFT	24 3/8 X 51 1/2	40B47-029D	8123598 THRU CURRENT
MT66	DOOR	SLIDE -RIGHT	24 3/8 X 51 1/2	40B47-031D	8123598 THRU CURRENT
MT66	DOOR	SLIDE -CENTER	24 3/8 X 51 1/2	40B47-032D	8123598 THRU CURRENT
MT72	DOOR	SWING-All	25 13/32 X 55 1/4	40B48-063D-07	8123598 THRU CURRENT
SLM48	DOOR	SLIDE -LEFT	22 17/32 X 51 1/2	40B47-019D	8123598 THRU CURRENT
SLM48	DOOR	SLIDE -RIGHT	22 17/32 X 51 1/2	40B47-020D	8123598 THRU CURRENT
UC85	DOOR	SWING-RIGHT	17-3/4" X 26-11/16"	401-703B	3441092 THRU CURRENT
UR30	DOOR	SWING-RIGHT	20-11/32 X 34-21/32	02B20-046D-01	1304468 THRU CURRENT
UR30	DOOR	SWING-LEFT	20-11/32 X 34-21/32	02B20-046D-02	1304468 THRU CURRENT
UR20	DOOR	SWING-LEFT	20-11/32 X 31-5/32	02B20-039D-01	1304468 THRU CURRENT
UR20	DOOR	SWING-RIGHT	20-11/32 X 31-5/32	02B20-039D-02	1304468 THRU CURRENT
MT15	DOOR - TRACK	TOP TRACK ASSEMBLY		63C32-049A	8123598 THRU CURRENT
MT17	DOOR - TRACK	TOP TRACK ASSEMBLY		63C32-049A	8123598 THRU CURRENT
MT19	DOOR - TRACK	TOP TRACK ASSEMBLY		63C32-054A	8123598 THRU CURRENT
MT20	DOOR - TRACK	TOP TRACK ASSEMBLY		63C32-049A	8123598 THRU CURRENT
MT22	DOOR - TRACK	TOP TRACK ASSEMBLY		40B29-013D	8123598 THRU CURRENT
MT33	DOOR - TRACK	TOP TRACK ASSEMBLY		63C32-050A	8123598 THRU CURRENT
MT38	DOOR - TRACK	TOP TRACK ASSEMBLY		63C32-051A	8123598 THRU CURRENT
MT45	DOOR - TRACK	TOP TRACK ASSEMBLY		63C32-052A	8123598 THRU CURRENT
MT66	DOOR - TRACK	TOP TRACK ASSEMBLY		63C32-053A	8123598 THRU CURRENT
SLM48	DOOR - TRACK	TOP TRACK ASSEMBLY		63C32-054A	8123598 THRU CURRENT
MM14	DOOR - BUSHING	TOP DOOR		703-966A	8123598 THRU CURRENT
MM27	DOOR - BUSHING	TOP DOOR		703-966A	8123598 THRU CURRENT
MT10	DOOR - BUSHING	TOP DOOR		401-248A	8123598 THRU CURRENT
MT12	DOOR - BUSHING	TOP DOOR		401-248A	8123598 THRU CURRENT

ACCESSORIES

MT72	DOOR - HINGE	BOTTOM - RIGHT HAND BLACK	401-220A-02	8123598 THRU CURRENT
MT72	DOOR - HINGE	TOP - RIGHT HAND BLACK	401-246A-02	8123598 THRU CURRENT
MT72	DOOR - HINGE	TOP - LEFT HAND BLACK	401-247A-02	8123598 THRU CURRENT
UC85	DOOR - HINGE	TOP - RIGHT HAND BLACK	401-704B	3441092 THRU CURRENT
UC85	DOOR - HINGE	BOTTOM - RIGHT HAND	401-705B	3441092 THRU CURRENT
UC85	DOOR - HINGE	BOTTOM - LEFT HAND BLACK	401-705B	3441092 THRU CURRENT
UR20	DOOR - HINGE	BOTTOM - LEFT HAND BLACK	401-219A-02	1304468 THRU CURRENT
UR20	DOOR - HINGE	BOTTOM - RIGHT HAND BLACK	401-220A-02	1304468 THRU CURRENT
UR20	DOOR - HINGE	TOP - RIGHT HAND BLACK	401-246A-02	1304468 THRU CURRENT
UR20	DOOR - HINGE	TOP - LEFT HAND BLACK	401-247A-02	1304468 THRU CURRENT
UR30	DOOR - HINGE	BOTTOM - LEFT HAND BLACK	401-219A-02	1304468 THRU CURRENT
UR30	DOOR - HINGE	BOTTOM - RIGHT HAND BLACK	401-220A-02	1304468 THRU CURRENT
UR30	DOOR - HINGE	TOP - RIGHT HAND BLACK	401-246A-02	1304468 THRU CURRENT
UR30	DOOR - HINGE	TOP - LEFT HAND BLACK	401-247A-02	1304468 THRU CURRENT
MT10	DOOR - HINGE ASSEMBLY	BOTTOM - RIGHT HAND BLACK	40B34-022B-02	8123598 THRU CURRENT
MT10	DOOR - HINGE ASSEMBLY	BOTTOM - LEFT HAND BLACK	40B34-023B-02	8123598 THRU CURRENT
MT12	DOOR - HINGE ASSEMBLY	BOTTOM - RIGHT HAND BLACK	40B34-022B-02	8123598 THRU CURRENT
MT12	DOOR - HINGE ASSEMBLY	BOTTOM - LEFT HAND BLACK	40B34-023B-02	8123598 THRU CURRENT
MT14	DOOR - HINGE ASSEMBLY	BOTTOM - RIGHT HAND BLACK	40B34-022B-02	8123598 THRU CURRENT
MT14	DOOR - HINGE ASSEMBLY	BOTTOM - LEFT HAND BLACK	40B34-023B-02	8123598 THRU CURRENT
MT18	DOOR - HINGE ASSEMBLY	BOTTOM - RIGHT HAND BLACK	40B34-022B-02	8123598 THRU CURRENT
MT18	DOOR - HINGE ASSEMBLY	BOTTOM - LEFT HAND BLACK	40B34-023B-02	8123598 THRU CURRENT
MT19	DOOR - HINGE ASSEMBLY	BOTTOM - RIGHT HAND BLACK	40B34-022B-02	8123598 THRU CURRENT
MT19	DOOR - HINGE ASSEMBLY	BOTTOM - LEFT HAND BLACK	40B34-023B-02	8123598 THRU CURRENT
MT21	DOOR - HINGE ASSEMBLY	BOTTOM - RIGHT HAND BLACK	40B34-022B-02	8123598 THRU CURRENT
MT21	DOOR - HINGE ASSEMBLY	BOTTOM - LEFT HAND BLACK	40B34-023B-02	8123598 THRU CURRENT
MT23	DOOR - HINGE ASSEMBLY	BOTTOM - RIGHT HAND BLACK	40B34-022B-02	8123598 THRU CURRENT
MT23	DOOR - HINGE ASSEMBLY	BOTTOM - LEFT HAND BLACK	40B34-023B-02	8123598 THRU CURRENT
MT27	DOOR - HINGE ASSEMBLY	BOTTOM - RIGHT HAND BLACK	40B34-022B-02	8123598 THRU CURRENT
MT27	DOOR - HINGE ASSEMBLY	BOTTOM - LEFT HAND BLACK	40B34-023B-02	8123598 THRU CURRENT
MT35	DOOR - HINGE ASSEMBLY	BOTTOM - RIGHT HAND BLACK	40B34-022B-02	8123598 THRU CURRENT
MT35	DOOR - HINGE ASSEMBLY	BOTTOM - LEFT HAND BLACK	40B34-023B-02	8123598 THRU CURRENT
MT49	DOOR - HINGE ASSEMBLY	BOTTOM - RIGHT HAND BLACK	40B34-022B-02	8123598 THRU CURRENT
MT49	DOOR - HINGE ASSEMBLY	BOTTOM - LEFT HAND BLACK	40B34-023B-02	8123598 THRU CURRENT
MT72	DOOR - HINGE ASSEMBLY	BOTTOM - RIGHT HAND BLACK	40B34-028B-02	8123598 THRU CURRENT
MT72	DOOR - HINGE ASSEMBLY	BOTTOM - LEFT HAND BLACK	40B34-029B-02	8123598 THRU CURRENT
UR20	DOOR - HINGE ASSEMBLY	BOTTOM - RIGHT HAND BLACK	40B34-022B-02	8123598 THRU CURRENT
UR20	DOOR - HINGE ASSEMBLY	BOTTOM - LEFT HAND BLACK	40B34-023B-02	1304468 THRU CURRENT
UR30	DOOR - HINGE ASSEMBLY	BOTTOM - RIGHT HAND BLACK	40B34-022B-02	8123598 THRU CURRENT
UR30	DOOR - HINGE ASSEMBLY	BOTTOM - LEFT HAND BLACK	40B34-023B-02	1304468 THRU CURRENT
MM14	DOOR - LOCK	LOCK KIT	61C11-042A	8123598 THRU CURRENT
MT49	DOOR - LOCK	LOCK KIT	61C11-024A	8123598 THRU CURRENT
MT66	DOOR - LOCK	LOCK KIT	61C11-029A	8123598 THRU CURRENT
MT72	DOOR - LOCK	LOCK KIT	61C11-031A	8123598 THRU CURRENT
MT12	DOOR - LOCK	LOCK KIT	61C11-025A	8123598 THRU CURRENT
MT15	DOOR - LOCK	LOCK KIT	61C11-038A	8123598 THRU CURRENT
MT17	DOOR - LOCK	LOCK KIT	61C11-038A	8123598 THRU CURRENT
MT18	DOOR - LOCK	LOCK KIT	61C11-025A	8123598 THRU CURRENT
MT20	DOOR - LOCK	LOCK KIT	61C11-038A	8123598 THRU CURRENT
MT27	DOOR - LOCK	LOCK KIT ALL SINGL DOORS W/O MANDRAL (HOLE S	61C11-043A	8123598 THRU CURRENT
MT21	DOOR - LOCK	LOCK KIT	61C11-025A	8123598 THRU CURRENT
MT22	DOOR - LOCK	LOCK KIT	61C11-038A	8123598 THRU CURRENT
MT27	DOOR - LOCK	LOCK KIT	61C11-025A	8123598 THRU CURRENT
MT33	DOOR - LOCK	LOCK KIT	61C11-023A	8123598 THRU CURRENT
MT38	DOOR - LOCK	LOCK KIT	61C11-023A	8123598 THRU CURRENT
MT45	DOOR - LOCK	LOCK KIT	61C11-023A	8123598 THRU CURRENT
SLM48	DOOR - LOCK	LOCK KIT	61C11-023A	8123598 THRU CURRENT
MT15	DOOR - STOP	BRACKET - LH	40A37-051A	1306140 THRU CURRENT
MT15	DOOR - STOP	BRACKET - RH	40A37-052A	1306140 THRU CURRENT
MT15	DOOR - STOP	BUMPER STOP KIT	63C32-055A	1306138 THRU CURRENT
MT17	DOOR - STOP	BRACKET - LH	40A37-051A	1306140 THRU CURRENT

ACCESSORIES

MT17	DOOR - STOP	BRACKET - RH	40A37-052A	1306140 THRU CURRENT
MT17	DOOR - STOP	BUMPER STOP KIT	63C32-055A	1306138 THRU CURRENT
MT19	DOOR - STOP	BRACKET - LH	40A37-051A	1306140 THRU CURRENT
MT19	DOOR - STOP	BRACKET - RH	40A37-052A	1306140 THRU CURRENT
MT19	DOOR - STOP	BUMPER STOP KIT	63C32-055A	1306138 THRU CURRENT
MT20	DOOR - STOP	BUMPER STOP KIT	63C32-055A	1306138 THRU CURRENT
MT22	DOOR - STOP	BUMPER STOP KIT	63C32-055A	1306138 THRU CURRENT
MT33	DOOR - STOP	BRACKET - LH	40A37-051A	1306140 THRU CURRENT
MT33	DOOR - STOP	BRACKET - RH	40A37-052A	1306140 THRU CURRENT
MT33	DOOR - STOP	BUMPER STOP KIT	63C32-055A	1306140 THRU CURRENT
MT35	DOOR - STOP	BRACKET - LH	40A37-051A	1306140 THRU CURRENT
MT35	DOOR - STOP	BRACKET - RH	40A37-052A	1306140 THRU CURRENT
MT38	DOOR - STOP	BUMPER STOP KIT	63C32-055A	1306140 THRU CURRENT
MT38	DOOR - STOP	BRACKET - LH	40A37-051A	1306140 THRU CURRENT
MT38	DOOR - STOP	BRACKET - RH	40A37-052A	1306140 THRU CURRENT
MT45	DOOR - STOP	BRACKET - LH	40A37-051A	1306140 THRU CURRENT
MT45	DOOR - STOP	BRACKET - RH	40A37-052A	3441092 THRU CURRENT
MT45	DOOR - STOP	BUMPER STOP KIT	63C32-055A	1306138 THRU CURRENT
MT66	DOOR - STOP	BRACKET - LH	40A37-051A	1306140 THRU CURRENT
MT66	DOOR - STOP	BRACKET - RH	40A37-052A	3441092 THRU CURRENT
MT66	DOOR - STOP	BRACKET	59D45-002B	1306140 THRU CURRENT
MT66	DOOR - STOP	BUMPER STOP KIT	63C32-056A	1306140 THRU CURRENT
MT66	DOOR - STOP	BOTTOM BUMPER STOP KIT	63C32-060A	1306140 THRU CURRENT
MT72	DOOR - STOP	INTERMEDIATE - BLACK	401-262A-02	8123598 THRU CURRENT
MT15	DOOR - STOP BUMPER	HOLD OPEN DEVICE	703-946A	3441092 THRU CURRENT
MT17	DOOR - STOP BUMPER	HOLD OPEN DEVICE	703-946A	3441092 THRU CURRENT
MT19	DOOR - STOP BUMPER	HOLD OPEN DEVICE	703-946A	3441092 THRU CURRENT
MT33	DOOR - STOP BUMPER	HOLD OPEN DEVICE	703-946A	3441092 THRU CURRENT
MT35	DOOR - STOP BUMPER	HOLD OPEN DEVICE	703-946A	3441092 THRU CURRENT
MT38	DOOR - STOP BUMPER	HOLD OPEN DEVICE	703-946A	3441092 THRU CURRENT
MT45	DOOR - STOP BUMPER	HOLD OPEN DEVICE	703-946A	3441092 THRU CURRENT
MT66	DOOR - STOP BUMPER	HOLD OPEN DEVICE	703-946A	3441092 THRU CURRENT
MT12	DOOR HANDLE	NANTUCKET	40B27-015B	6271698 THRU CURRENT
MT27	DOOR HANDLE	NANTUCKET	40B27-015B	6271697 THRU CURRENT
MT10	DOOR HANDLE	SEVEN UP	40B27-010C	6550921 THRU CURRENT
MT10	DOOR HANDLE	4INCH DOOR HANDLE STANDARD (L&R)	713-031C-02	8123598 THRU CURRENT
MT10	DOOR HANDLE	7 INCH DOOR HANDLE STANDARD (L&R)	713-031C-02	8123598 THRU CURRENT
MT12	DOOR HANDLE	SEVEN UP	40B27-010C	6550921 THRU CURRENT
MT12	DOOR HANDLE	4INCH DOOR HANDLE STANDARD (L&R)	713-031C-02	8123598 THRU CURRENT
MT12	DOOR HANDLE	7 INCH DOOR HANDLE STANDARD (L&R)	713-031C-02	8123598 THRU CURRENT
MT14	DOOR HANDLE	SEVEN UP	40B27-010C	6550921 THRU CURRENT
MT14	DOOR HANDLE	4INCH DOOR HANDLE STANDARD (L&R)	713-031C-02	8123598 THRU CURRENT
MT14	DOOR HANDLE	7 INCH DOOR HANDLE STANDARD (L&R)	713-031C-02	8123598 THRU CURRENT
MT18	DOOR HANDLE	4INCH DOOR HANDLE STANDARD (L&R)	713-031C-02	8123598 THRU CURRENT
MT18	DOOR HANDLE	7 INCH DOOR HANDLE STANDARD (L&R)	713-031C-02	8123598 THRU CURRENT
MT19	DOOR HANDLE	SEVEN UP	40B27-010C	6550921 THRU CURRENT
MT19	DOOR HANDLE	4INCH DOOR HANDLE STANDARD (L&R)	713-031C-02	8123598 THRU CURRENT
MT19	DOOR HANDLE	7 INCH DOOR HANDLE STANDARD (L&R)	713-031C-02	8123598 THRU CURRENT
MT21	DOOR HANDLE	4INCH DOOR HANDLE STANDARD (L&R)	713-031C-02	8123598 THRU CURRENT
MT21	DOOR HANDLE	7 INCH DOOR HANDLE STANDARD (L&R)	713-031C-02	8123598 THRU CURRENT
MT23	DOOR HANDLE	SEVEN UP	40B27-010C	6550921 THRU CURRENT
MT23	DOOR HANDLE	4INCH DOOR HANDLE STANDARD (L&R)	713-031C-02	8123598 THRU CURRENT
MT23	DOOR HANDLE	7 INCH DOOR HANDLE STANDARD (L&R)	713-031C-02	8123598 THRU CURRENT
MT27	DOOR HANDLE	SEVEN UP	40B27-011C	6550921 THRU CURRENT
MT27	DOOR HANDLE	4INCH DOOR HANDLE STANDARD (L&R)	713-031C-02	8123598 THRU CURRENT
MT27	DOOR HANDLE	7 INCH DOOR HANDLE STANDARD (L&R)	713-031C-02	8123598 THRU CURRENT
MT35	DOOR HANDLE	4INCH DOOR HANDLE STANDARD (L&R)	713-031C-02	8123598 THRU CURRENT
MT35	DOOR HANDLE	7 INCH DOOR HANDLE STANDARD (L&R)	713-031C-02	8123598 THRU CURRENT
MT49	DOOR HANDLE	SEVEN UP	40B27-011C	6550921 THRU CURRENT
MT49	DOOR HANDLE	4INCH DOOR HANDLE STANDARD (L&R)	713-031C-02	8123598 THRU CURRENT
MT49	DOOR HANDLE	7 INCH DOOR HANDLE STANDARD (L&R)	713-031C-02	8123598 THRU CURRENT

ACCESSORIES

MT72	DOOR HANDLE	SEVEN UP	40B27-011C	6550921 THRU CURRENT
MT72	DOOR HANDLE	4INCH DOOR HANDLE STANDARD (L&R)	713-031C-02	8123598 THRU CURRENT
MT72	DOOR HANDLE	7 INCH DOOR HANDLE STANDARD (L&R)	713-031C-02	8123598 THRU CURRENT
UR20	DOOR HANDLE	7 INCH DOOR HANDLE STANDARD (L&R)	713-031C-02	1304468 THRU CURRENT
UR30	DOOR HANDLE	NANTUCKET	40B27-015B	6271697 THRU CURRENT
UR30	DOOR HANDLE	7 INCH DOOR HANDLE STANDARD (L&R)	713-031C-02	1304468 THRU CURRENT
MM14	DOOR HANDLE - KIT	COKE (L&R)	40B27-007A-01	5651138 THRU CURRENT
MM27	DOOR HANDLE - KIT	COKE (L&R)	40B27-002B-01	8123598 THRU CURRENT
MM27	DOOR HANDLE - KIT	(STANDARD) (L&R)	40B27-004B-01	8123598 THRU CURRENT
MT10	DOOR HANDLE - KIT	COKE (L&R)	40B27-001B-01	8123598 THRU CURRENT
MT10	DOOR HANDLE - KIT	7 INCH DOOR HANDLE STANDARD (L&R)	63C32-068A	8123598 THRU CURRENT
MT10	DOOR HANDLE - KIT	14 INCH DOOR HANDLE STANDARD (L&R)	63C32-069A	8123598 THRU CURRENT
MT12	DOOR HANDLE - KIT	COKE (L&R)	40B27-001B-01	8123598 THRU CURRENT
MT12	DOOR HANDLE - KIT	7 INCH DOOR HANDLE STANDARD (L&R)	63C32-068A	8123598 THRU CURRENT
MT12	DOOR HANDLE - KIT	14 INCH DOOR HANDLE STANDARD (L&R)	63C32-069A	8123598 THRU CURRENT
MT14	DOOR HANDLE - KIT	COKE (L&R)	40B27-001B-01	8123598 THRU CURRENT
MT14	DOOR HANDLE - KIT	7 INCH DOOR HANDLE STANDARD (L&R)	63C32-068A	8123598 THRU CURRENT
MT14	DOOR HANDLE - KIT	14 INCH DOOR HANDLE STANDARD (L&R)	63C32-069A	8123598 THRU CURRENT
MT18	DOOR HANDLE - KIT	COKE (L&R)	40B27-001B-01	8123598 THRU CURRENT
MT18	DOOR HANDLE - KIT	7 INCH DOOR HANDLE STANDARD (L&R)	63C32-068A	8123598 THRU CURRENT
MT18	DOOR HANDLE - KIT	14 INCH DOOR HANDLE STANDARD (L&R)	63C32-069A	8123598 THRU CURRENT
MT19	DOOR HANDLE - KIT	COKE (L&R)	40B27-001B-01	8123598 THRU CURRENT
MT19	DOOR HANDLE - KIT	7 INCH DOOR HANDLE STANDARD (L&R)	63C32-068A	8123598 THRU CURRENT
MT19	DOOR HANDLE - KIT	14 INCH DOOR HANDLE STANDARD (L&R)	63C32-069A	8123598 THRU CURRENT
MT21	DOOR HANDLE - KIT	COKE (L&R)	40B27-001B-01	8123598 THRU CURRENT
MT21	DOOR HANDLE - KIT	7 INCH DOOR HANDLE STANDARD (L&R)	63C32-068A	8123598 THRU CURRENT
MT21	DOOR HANDLE - KIT	14 INCH DOOR HANDLE STANDARD (L&R)	63C32-069A	8123598 THRU CURRENT
MT23	DOOR HANDLE - KIT	COKE (L&R)	40B27-001B-01	8123598 THRU CURRENT
MT23	DOOR HANDLE - KIT	7 INCH DOOR HANDLE STANDARD (L&R)	63C32-068A	8123598 THRU CURRENT
MT23	DOOR HANDLE - KIT	14 INCH DOOR HANDLE STANDARD (L&R)	63C32-069A	8123598 THRU CURRENT
MT27	DOOR HANDLE - KIT	COKE (L&R)	40B27-001B-01	8123598 THRU CURRENT
MT27	DOOR HANDLE - KIT	7 INCH DOOR HANDLE STANDARD (L&R)	63C32-068A	8123598 THRU CURRENT
MT27	DOOR HANDLE - KIT	14 INCH DOOR HANDLE STANDARD (L&R)	63C32-069A	8123598 THRU CURRENT
MT35	DOOR HANDLE - KIT	COKE (L&R)	40B27-001B-01	8123598 THRU CURRENT
MT35	DOOR HANDLE - KIT	7 INCH DOOR HANDLE STANDARD (L&R)	63C32-068A	8123598 THRU CURRENT
MT35	DOOR HANDLE - KIT	14 INCH DOOR HANDLE STANDARD (L&R)	63C32-069A	8123598 THRU CURRENT
MT49	DOOR HANDLE - KIT	COKE (L&R)	40B27-001B-01	8123598 THRU CURRENT
MT49	DOOR HANDLE - KIT	7 INCH DOOR HANDLE STANDARD (L&R)	63C32-068A	8123598 THRU CURRENT
MT49	DOOR HANDLE - KIT	14 INCH DOOR HANDLE STANDARD (L&R)	63C32-069A	8123598 THRU CURRENT
MT72	DOOR HANDLE - KIT	COKE (L&R)	40B27-001B-01	8123598 THRU CURRENT
MT72	DOOR HANDLE - KIT	7 INCH DOOR HANDLE STANDARD (L&R)	63C32-068A	8123598 THRU CURRENT
MT72	DOOR HANDLE - KIT	14 INCH DOOR HANDLE STANDARD (L&R)	63C32-069A	8123598 THRU CURRENT
UR20	DOOR HANDLE - KIT	14 INCH DOOR HANDLE STANDARD (L&R)	63C32-068A	1304468 THRU CURRENT
UR30	DOOR HANDLE - KIT	7 INCH DOOR HANDLE STANDARD (L&R)	63C32-069A	1304468 THRU CURRENT
MM14	DOOR HANDLE - SCREW	#10-32 X 3/4 SPECIAL	603-399A	3441092 THRU CURRENT
MM27	DOOR HANDLE - SCREW	#10-32 X 3/4 SPECIAL	603-399A	3441092 THRU CURRENT
MT10	DOOR HANDLE - SCREW	(WITH SHOULDER) 10-24	603-425A	8123598 THRU CURRENT
MT12	DOOR HANDLE - SCREW	(WITH SHOULDER) 10-24	603-425A	8123598 THRU CURRENT
MT14	DOOR HANDLE - SCREW	(WITH SHOULDER) 10-24	603-425A	8123598 THRU CURRENT
MT18	DOOR HANDLE - SCREW	(WITH SHOULDER) 10-24	603-425A	8123598 THRU CURRENT
MT19	DOOR HANDLE - SCREW	(WITH SHOULDER) 10-24	603-425A	8123598 THRU CURRENT
MT21	DOOR HANDLE - SCREW	(WITH SHOULDER) 10-24	603-425A	8123598 THRU CURRENT
MT23	DOOR HANDLE - SCREW	(WITH SHOULDER) 10-24	603-425A	8123598 THRU CURRENT
MT27	DOOR HANDLE - SCREW	(WITH SHOULDER) 10-24	603-425A	8123598 THRU CURRENT
MT35	DOOR HANDLE - SCREW	(WITH SHOULDER) 10-24	603-425A	8123598 THRU CURRENT
MT49	DOOR HANDLE - SCREW	(WITH SHOULDER) 10-24	603-425A	8123598 THRU CURRENT
MT72	DOOR HANDLE - SCREW	(WITH SHOULDER) 10-24	603-425A	8123598 THRU CURRENT
UR20	DOOR HANDLE - SCREW	(WITH SHOULDER) 10-24	603-425A	1304468 THRU CURRENT
UR30	DOOR HANDLE - SCREW	(WITH SHOULDER) 10-24	603-425A	1304468 THRU CURRENT
MM14	DOOR HANDLE - WASHER	FLAT .437"X.195"	603-394A	3441092 THRU CURRENT
MM27	DOOR HANDLE - WASHER	FLAT .437"X.195"	603-394A	3441092 THRU CURRENT

ACCESSORIES

MT10	DOOR HANDLE - WASHER	FLAT .437"X.195"	603-394A	8123598 THRU CURRENT
MT12	DOOR HANDLE - WASHER	FLAT .437"X.195"	603-394A	8123598 THRU CURRENT
MT14	DOOR HANDLE - WASHER	FLAT .437"X.195"	603-394A	8123598 THRU CURRENT
MT18	DOOR HANDLE - WASHER	FLAT .437"X.195"	603-394A	8123598 THRU CURRENT
MT19	DOOR HANDLE - WASHER	FLAT .437"X.195"	603-394A	8123598 THRU CURRENT
MT21	DOOR HANDLE - WASHER	FLAT .437"X.195"	603-394A	8123598 THRU CURRENT
MT23	DOOR HANDLE - WASHER	FLAT .437"X.195"	603-394A	8123598 THRU CURRENT
MT27	DOOR HANDLE - WASHER	FLAT .437"X.195"	603-394A	8123598 THRU CURRENT
MT35	DOOR HANDLE - WASHER	FLAT .437"X.195"	603-394A	8123598 THRU CURRENT
MT49	DOOR HANDLE - WASHER	FLAT .437"X.195"	603-394A	8123598 THRU CURRENT
MT72	DOOR HANDLE - WASHER	FLAT .437"X.195"	603-394A	8123598 THRU CURRENT
UR20	DOOR HANDLE - WASHER	FLAT .437"X.195"	603-394A	1304468 THRU CURRENT
UR30	DOOR HANDLE - WASHER	FLAT .437"X.195"	603-394A	1304468 THRU CURRENT
MT15	DOOR ROLLER - NUT	RETAINING NUT - ONE PER ROLLER 1/4-20	603-384A	8123598 THRU CURRENT
MT17	DOOR ROLLER - NUT	RETAINING NUT - ONE PER ROLLER 1/4-20	603-384A	8123598 THRU CURRENT
MT19-54	DOOR ROLLER - NUT	RETAINING NUT - ONE PER ROLLER 1/4-20	603-384A	8123598 THRU CURRENT
MT20	DOOR ROLLER - NUT	RETAINING NUT - ONE PER ROLLER 1/4-20	603-384A	8123598 THRU CURRENT
MT22	DOOR ROLLER - NUT	RETAINING NUT - ONE PER ROLLER 1/4-20	603-384A	8123598 THRU CURRENT
MT33	DOOR ROLLER - NUT	RETAINING NUT - ONE PER ROLLER 1/4-20	603-384A	8123598 THRU CURRENT
MT38	DOOR ROLLER - NUT	RETAINING NUT - ONE PER ROLLER 1/4-20	603-384A	8123598 THRU CURRENT
MT45	DOOR ROLLER - NUT	RETAINING NUT - ONE PER ROLLER 1/4-20	603-384A	8123598 THRU CURRENT
MT66	DOOR ROLLER - NUT	RETAINING NUT - ONE PER ROLLER 1/4-20	603-384A	8123598 THRU CURRENT
SLM48	DOOR ROLLER - NUT	RETAINING NUT - ONE PER ROLLER 1/4-20	603-384A	8123598 THRU CURRENT
MT66	DOOR STOP - SCREW	ONE PER CENTER DOOR BUMPER	603-299A	8123598 THRU CURRENT
MT15	DOOR TRACK - NUT	TOP DOOR TRACK 1/4-20 JAM	603-203A--	1306138 THRU CURRENT
MT17	DOOR TRACK - NUT	TOP DOOR TRACK 1/4-20 JAM	603-203A--	1306138 THRU CURRENT
MT19	DOOR TRACK - NUT	TOP DOOR TRACK 1/4-20 JAM	603-203A--	1306138 THRU CURRENT
MT20	DOOR TRACK - NUT	TOP DOOR TRACK 1/4-20 JAM	603-203A--	1306138 THRU CURRENT
MT22	DOOR TRACK - NUT	TOP DOOR TRACK 1/4-20 JAM	603-203A--	1306138 THRU CURRENT
MT33	DOOR TRACK - NUT	TOP DOOR TRACK 1/4-20 JAM	603-203A--	1306138 THRU CURRENT
MT38	DOOR TRACK - NUT	TOP DOOR TRACK 1/4-20 JAM	603-203A--	1306138 THRU CURRENT
MT45	DOOR TRACK - NUT	TOP DOOR TRACK 1/4-20 JAM	603-203A--	1306138 THRU CURRENT
MT66	DOOR TRACK - NUT	TOP DOOR TRACK 1/4-20 JAM	603-203A--	1306138 THRU CURRENT
SLM48	DOOR TRACK - NUT	TOP DOOR TRACK 1/4-20 JAM	603-203A--	1306138 THRU CURRENT
BZ13	DRAIN CLAMP	11/16 HEYCO	605-045A	3133015 THRU CURRENT
MT10	DRAIN FLANGE	MALE - PLASTIC WHITE	205-150A	0200953 THRU CURRENT
MT12	DRAIN FLANGE	MALE - PLASTIC WHITE	205-150A	0200953 THRU CURRENT
MT14	DRAIN FLANGE	MALE - PLASTIC WHITE	205-150A	0200953 THRU CURRENT
MT15	DRAIN FLANGE	MALE - PLASTIC WHITE	205-150A	0200953 THRU CURRENT
MT17	DRAIN FLANGE	MALE - PLASTIC WHITE	205-150A	0200953 THRU CURRENT
MT19	DRAIN FLANGE	MALE - PLASTIC WHITE	205-150A	0200953 THRU CURRENT
MT12	DRAIN FLANGE ADAPTER	FEMALE - PLASTIC WHITE	205-151A	0200953 THRU CURRENT
MT14	DRAIN FLANGE ADAPTER	FEMALE - PLASTIC WHITE	205-151A	0200953 THRU CURRENT
MT15	DRAIN FLANGE ADAPTER	FEMALE - PLASTIC WHITE	205-151A	0200953 THRU CURRENT
MT17	DRAIN FLANGE ADAPTER	FEMALE - PLASTIC WHITE	205-151A	0200953 THRU CURRENT
MT19	DRAIN FLANGE ADAPTER	FEMALE - PLASTIC WHITE	205-151A	0200953 THRU CURRENT
SMM10	DRUM ASSEMBLY	CENTER TOP - ACRYLIC	403-789D	3441092 THRU CURRENT
BZ13	DRYER	R-134A & R-12	303-127A	3133015 THRU CURRENT
BZ16	DRYER	R-134/404/502	303-129A	3133015 THRU CURRENT
EZA84	DRYER	SPRING LOADED	303-143A	3133015 THRU CURRENT
MT10	DRYER	R-12/134/404	303-126A	4878520 THRU CURRENT
MT12	DRYER	R-12/134/404	303-126A	4878520 THRU CURRENT
MT14	DRYER	R-12/134/404	303-126A	4878520 THRU CURRENT
MT15	DRYER	R-12/134/404	303-126A	4878520 THRU CURRENT
MT17	DRYER	R-12/134/404	303-126A	4878520 THRU CURRENT
MT19	DRYER	R-12/134/404	303-126A	4878520 THRU CURRENT
MT21	DRYER	R-12/134/404	303-126A	4878520 THRU CURRENT
MT23	DRYER	R-12/134/404	303-126A	4878520 THRU CURRENT
MT27	DRYER	R-12/134/404	303-126A	4878520 THRU CURRENT
MT33	DRYER	R-12/134/404	303-127A	4878520 THRU CURRENT
MT35	DRYER	R-12/134/404	303-127A	4878520 THRU CURRENT

ACCESSORIES

MT38	DRYER	R-12/134/404	303-127A	4878520 THRU CURRENT
MT45	DRYER	R-12/134/404	303-127A	4878520 THRU CURRENT
MT49	DRYER	R-12/134/404	303-127A	4878520 THRU CURRENT
MT66	DRYER	R-134/404/502	303-129A	3133015 THRU CURRENT
MT72	DRYER	R-134/404/502	303-129A	3133015 THRU CURRENT
SLM48	DRYER	R-12/134/404	303-127A	3133015 THRU CURRENT
SMM10	DRYER	3620914R01	303-151B	6559212 THRU CURRENT
UR20	DRYER	R-12/134/404	303-126A	3111474 THRU 4303134
UR30	DRYER	R-12/134/404	303-126A	3111474 THRU 4303134
UR30	DRYER	SPRING LOADED	303-143A	4303135 THRU CURRENT
MM27	END CAP	FOR LIGHT SHIELD - WHITE	503-138B	1300860 THRU CURRENT
MT12	END CAP	FOR LIGHT SHIELD - WHITE	503-138B	1300860 THRU CURRENT
MT14	END CAP	FOR LIGHT SHIELD - WHITE	503-138B	1300860 THRU CURRENT
MT18	END CAP	FOR LIGHT SHIELD - WHITE	503-138B	1300860 THRU CURRENT
MT20	END CAP	FOR LIGHT SHIELD - WHITE	503-138B	1300860 THRU CURRENT
MT21	END CAP	FOR LIGHT SHIELD - WHITE	503-138B	1300860 THRU CURRENT
MT22	END CAP	FOR LIGHT SHIELD - WHITE	503-138B	1300860 THRU CURRENT
MT27	END CAP	FOR LIGHT SHIELD - WHITE	503-138B	1300860 THRU CURRENT
MT33	END CAP	FOR LIGHT SHIELD - WHITE	503-138B	1300860 THRU CURRENT
MT35	END CAP	FOR LIGHT SHIELD - WHITE	503-138B	1300860 THRU CURRENT
MT38	END CAP	FOR LIGHT SHIELD - WHITE	503-138B	1300860 THRU CURRENT
MT45	END CAP	FOR LIGHT SHIELD - WHITE	503-138B	1300860 THRU CURRENT
MT49	END CAP	FOR LIGHT SHIELD - WHITE	503-138B	1300860 THRU CURRENT
MT66	END CAP	FOR LIGHT SHIELD - WHITE	503-138B	1300860 THRU CURRENT
MT72	END CAP	FOR LIGHT SHIELD - WHITE	503-138B	1300860 THRU CURRENT
BZ13	EVAP. FAN HOUSING	W/O COMPONANT PARTS	42B30-230D-01	3133015 THRU CURRENT
BZ13	EVAP. FAN HOUSING	EVAPORATOR FAN	42B35-011D-01	3133015 THRU CURRENT
EZA84	EVAP. FAN HOUSING	EVAP. - W/COMPONENT PARTS	04B01-088D-01	3441092 THRU CURRENT
MM14	EVAP. FAN HOUSING	W/O COMPONANT PARTS	42B30-203D-01	1306140 THRU CURRENT
MM14	EVAP. FAN HOUSING	EVAP. - W/COMPONENT PARTS	42B30-204D-01	1306140 THRU CURRENT
MM27	EVAP. FAN HOUSING	W/O COMPONANT PARTS	42A35-088D	1306140 THRU CURRENT
MM27	EVAP. FAN HOUSING	EVAP. - W/COMPONENT PARTS	42B30-124D	1306140 THRU CURRENT
MT10	EVAP. FAN HOUSING	EVAP. - W/COMPONENT PARTS- REAR AIR FLOW	42B31-255D-01	1306140 THRU CURRENT
MT10	EVAP. FAN HOUSING	EVAP. - W/COMPONENT PARTS-FRONTAIR FLOW	42B31-255D-07	1306140 THRU CURRENT
MT10	EVAP. FAN HOUSING	W/O COMPONANT PARTS	42B35-016D-01	1306140 THRU CURRENT
MT12	EVAP. FAN HOUSING	EVAP. - W/COMPONENT PARTS-FRONTAIR FLOW	42B31-245D-07	1306140 THRU CURRENT
MT12	EVAP. FAN HOUSING	EVAP. - W/COMPONENT PARTS- REAR AIR FLOW	42B31-255D-01	1306140 THRU CURRENT
MT12	EVAP. FAN HOUSING	W/O COMPONANT PARTS	42B35-016D-01	1306140 THRU CURRENT
MT15	EVAP. FAN HOUSING	W/O COMPONANT PARTS	42B30-218D-01	1306140 THRU CURRENT
MT15	EVAP. FAN HOUSING	EVAP. - W/COMPONENT PARTS	42B30-219D-01	1306140 THRU CURRENT
MT15-54	EVAP. FAN HOUSING	EVAP. - W/COMPONENT PARTS	42B30-220D-01	1306140 THRU CURRENT
MT15-54	EVAP. FAN HOUSING	W/O COMPONANT PARTS	42B30-221D-01	1306140 THRU CURRENT
MT17	EVAP. FAN HOUSING	W/O COMPONANT PARTS	42B30-218D-01	1306140 THRU CURRENT
MT17	EVAP. FAN HOUSING	EVAP. - W/COMPONENT PARTS	42B30-219D-01	1306140 THRU CURRENT
MT17-54	EVAP. FAN HOUSING	EVAP. - W/COMPONENT PARTS	42B30-220D-01	1306140 THRU CURRENT
MT17-54	EVAP. FAN HOUSING	W/O COMPONANT PARTS	42B30-221D-01	1306140 THRU CURRENT
MT20	EVAP. FAN HOUSING	EVAP. - WO/COMPONENT PARTS	42B30-179D	1306140 THRU CURRENT
MT20	EVAP. FAN HOUSING	EVAP. - W/COMPONENT PARTS	42B31-181D	1306140 THRU CURRENT
MT21	EVAP. FAN HOUSING	W/O COMPONANT PARTS	42A35-089D	1306140 THRU CURRENT
MT21	EVAP. FAN HOUSING	EVAP. - W/COMPONENT PARTS	42B30-099D	1306140 THRU CURRENT
MT22	EVAP. FAN HOUSING	EVAP. - W/COMPONENT PARTS	42B30-196D-01	1306140 THRU CURRENT
MT22	EVAP. FAN HOUSING	W/O COMPONANT PARTS	42B30-197D-01	1306140 THRU CURRENT
MT23	EVAP. FAN HOUSING	W/O COMPONANT PARTS	42A35-089D	1306140 THRU CURRENT
MT23	EVAP. FAN HOUSING	EVAP. - W/COMPONENT PARTS	42B30-099D	1306140 THRU CURRENT
MT27	EVAP. FAN HOUSING	W/O COMPONANT PARTS	42A35-088D	1306140 THRU CURRENT
MT27	EVAP. FAN HOUSING	EVAP. - W/COMPONENT PARTS- REAR AIR FLOW	42B30-102D	1306140 THRU CURRENT
MT27	EVAP. FAN HOUSING	EVAP. - W/COMPONENT PARTS-FRONTAIR FLOW	42B30-124D	1306140 THRU CURRENT
MT33	EVAP. FAN HOUSING	EVAP. - W/COMPONENT PARTS-FRONT AIR FLOW	42B30-127D	1306140 THRU CURRENT
MT33	EVAP. FAN HOUSING	W/O COMPONANT PARTS	42A35-087D	1306140 THRU CURRENT
MT33	EVAP. FAN HOUSING	EVAP. - W/COMPONENT PARTS-REAR AIR FLOW	42B30-105D	1306140 THRU CURRENT
MT35	EVAP. FAN HOUSING	W/O COMPONANT PARTS	42A35-087D	1306140 THRU CURRENT

ACCESSORIES

MT35	EVAP. FAN HOUSING	EVAP. - W/COMPONENT PARTS- REAR AIR FLOW	42B30-105D	1306140 THRU CURRENT
MT35	EVAP. FAN HOUSING	EVAP. - W/COMPONENT PARTS-FRONTAIR FLOW	42B30-127D	1306140 THRU CURRENT
MT38	EVAP. FAN HOUSING	W/O COMPONANT PARTS	42A35-086D	1306140 THRU CURRENT
MT38	EVAP. FAN HOUSING	EVAP. - W/COMPONENT PARTS- REAR AIR FLOW	42B30-108D	1306140 THRU CURRENT
MT38	EVAP. FAN HOUSING	EVAP. - W/COMPONENT PARTS-FRONTAIR FLOW	42B30-130D	1306140 THRU CURRENT
MT45	EVAP. FAN HOUSING	W/O COMPONANT PARTS	42A35-084D	1306140 THRU CURRENT
MT45	EVAP. FAN HOUSING	EVAP. - W/COMPONENT PARTS- REAR AIR FLOW	42B30-111D	1306140 THRU CURRENT
MT45	EVAP. FAN HOUSING	EVAP. - W/COMPONENT PARTS-FRONTAIR FLOW	42B30-133D	1306140 THRU CURRENT
MT49	EVAP. FAN HOUSING	W/O COMPONANT PARTS	42A35-084D	1306140 THRU CURRENT
MT49	EVAP. FAN HOUSING	EVAP. - W/COMPONENT PARTS- REAR AIR FLOW	42B30-111D	1306140 THRU CURRENT
MT49	EVAP. FAN HOUSING	EVAP. - W/COMPONENT PARTS-FRONTAIR FLOW	42B30-133D	1306140 THRU CURRENT
MT66	EVAP. FAN HOUSING	W/O COMPONANT PARTS	42A35-085D	1306140 THRU CURRENT
MT66	EVAP. FAN HOUSING	EVAP. - W/COMPONENT PARTS- REAR AIR FLOW	42B30-114D	1306140 THRU CURRENT
MT66	EVAP. FAN HOUSING	EVAP. - W/COMPONENT PARTS-FRONTAIR FLOW	42B30-136D	1306140 THRU CURRENT
MT72	EVAP. FAN HOUSING	W/O COMPONANT PARTS	42A35-085D	1306140 THRU CURRENT
MT72	EVAP. FAN HOUSING	EVAP. - W/COMPONENT PARTS- REAR AIR FLOW	42B30-114D	1306140 THRU CURRENT
MT72	EVAP. FAN HOUSING	EVAP. - W/COMPONENT PARTS-FRONTAIR FLOW	42B30-136D	1306140 THRU CURRENT
UR20	EVAP. FAN HOUSING	W/O COMPONENT PARTS	04A02-154C	0200953 THRU 1306139
UR20	EVAP. FAN HOUSING	EVAP. - W/COMPONENT PARTS	04B10-001C	0200953 THRU 1306139
UR30	EVAP. FAN HOUSING	W/O COMPONENT PARTS	04A02-329D-01	1306140 THRU CURRENT
UR30	EVAP. FAN HOUSING	EVAP. - W/COMPONENT PARTS	04B10-005D-01	1306140 THRU CURRENT
BZ13	EVAPORATOR COIL	7.63"x20"x4.33"	305-386D-01	3133015 THRU CURRENT
BZ16	EVAPORATOR COIL	26-12X4-1/4X9	305-353D	3133015 THRU CURRENT
BZ16	EVAPORATOR COIL	ASSEMBLY	49B31-245D	3133015 THRU CURRENT
BZ16	EVAPORATOR COIL	ASSEMBLY	49B31-261D	4303135 THRU CURRENT
EZA84	EVAPORATOR COIL	ASSEMBLY	19B31-024D-01	4303135 THRU CURRENT
EZA84	EVAPORATOR COIL	ASSEMBLY	19B31-024D-01	3133015 THRU CURRENT
EZA84	EVAPORATOR COIL	22.44"X 4"X4.015"	305-369C	3133015 THRU CURRENT
MM14	EVAPORATOR COIL	ASSEMBLY	49B31-174D	4303135 THRU CURRENT
MM27	EVAPORATOR COIL	ASSEMBLY	49B31-139D	4303135 THRU CURRENT
MT10	EVAPORATOR COIL	ASSEMBLY	49B31-222D	4303135 THRU CURRENT
MT12	EVAPORATOR COIL	ASSEMBLY	49B31-119D	THRU 3223900
MT12	EVAPORATOR COIL	ASSEMBLY	49B31-217D	3223901 THRU CURRENT
MT14	EVAPORATOR COIL	ASSEMBLY	49B31-217D	3223901 THRU CURRENT
MT15	EVAPORATOR COIL	ASSEMBLY	49B31-124D	THRU 3140800
MT15	EVAPORATOR COIL	ASSEMBLY	49B31-157D	3140801 THRU 4879791
MT15	EVAPORATOR COIL	ASSEMBLY	49B31-256D-01	4879792 THRU CURRENT
MT15-54	EVAPORATOR COIL	ASSEMBLY	49B31-118D	3140800 THRU 4879791
MT15-54	EVAPORATOR COIL	ASSEMBLY	49B31-135D	4879792 THRU CURRENT
MT17	EVAPORATOR COIL	ASSEMBLY	49B31-029D	0108003 THRU 3134763
MT17	EVAPORATOR COIL	ASSEMBLY	49B31-153D	3134764 THRU 4879520
MT17-54	EVAPORATOR COIL	ASSEMBLY	49B31-115D	0108003 THRU 3134763
MT17-54	EVAPORATOR COIL	ASSEMBLY	49B31-136D	3134764 THRU CURRENT
MT18	EVAPORATOR COIL	ASSEMBLY	49B31-030C	0108003 THRU 3201506
MT18	EVAPORATOR COIL	ASSEMBLY	49B31-142D	3201507 THRU CURRENT
MT19	EVAPORATOR COIL	ASSEMBLY	49B31-242D	4303135 THRU CURRENT
MT19-54	EVAPORATOR COIL	ASSEMBLY	49B31-215D	4303135 THRU CURRENT
MT20-54	EVAPORATOR COIL	ASSEMBLY	49B31-135D	4303135 THRU CURRENT
MT21	EVAPORATOR COIL	ASSEMBLY	49B31-038D	0108003 THRU 1306138
MT21	EVAPORATOR COIL	ASSEMBLY	49B31-083D	1306139 THRU 3135463
MT21	EVAPORATOR COIL	REAR AIR FLOW - ASSEMBLY	49B31-140D	3135464 THRU CURRENT
MT21	EVAPORATOR COIL	FRONT AIR FLOW - ASSEMBLY	49B31-141D	3135464 THRU CURRENT
MT22	EVAPORATOR COIL	ASSEMBLY	49B31-175D	4303135 THRU CURRENT
MT23	EVAPORATOR COIL	ASSEMBLY	49B31-258D	4303135 THRU CURRENT
MT27	EVAPORATOR COIL	ASSEMBLY	49B31-041D	0108003 THRU 1306138
MT27	EVAPORATOR COIL	ASSEMBLY	49B31-084D	1306139 THRU 3133014
MT27	EVAPORATOR COIL	REAR AIR FLOW - ASSEMBLY	49B31-139D	3133015 THRU CURRENT
MT27	EVAPORATOR COIL	FRONT AIR FLOW - ASSEMBLY	49B31-173D	3133015 THRU CURRENT
MT33	EVAPORATOR COIL	ASSEMBLY	49B31-037D	0108003 THRU 1306138
MT33	EVAPORATOR COIL	ASSEMBLY	49B31-085D	1306139 THRU 3129274
MT33	EVAPORATOR COIL	REAR AIR FLOW - ASSEMBLY	49B31-127D	1306139 THRU CURRENT

ACCESSORIES

MT33	EVAPORATOR COIL	FRONT AIR FOLW - ASSEMBLY	49B31-131D	1306139 THRU CURRENT
MT35	EVAPORATOR COIL	ASSEMBLY	49B31-252D	4303135 THRU CURRENT
MT38	EVAPORATOR COIL	ASSEMBLY	49B31-039D	0108003 THRU 1306138
MT38	EVAPORATOR COIL	ASSEMBLY	49B31-086D	1306139 THRU 3132180
MT38	EVAPORATOR COIL	ASSEMBLY	49B31-128D	3132181 THRU CURRENT
MT45	EVAPORATOR COIL	ASSEMBLY	49B31-040D	0108003 THRU 1306138
MT45	EVAPORATOR COIL	REAR AIR FLOW - ASSEMBLY	49B31-087D	1306139 THRU 3124716
MT45	EVAPORATOR COIL	FRONT AIR FOLW - ASSEMBLY	49B31-129D	3124717 THRU CURRENT
MT45	EVAPORATOR COIL	FRONT AIR FOLW - ASSEMBLY	49B31-133D	1306139 THRU 3124716
MT49	EVAPORATOR COIL	ASSEMBLY	49B31-040D	0108003 THRU 1306138
MT49	EVAPORATOR COIL	REAR AIR FLOW - ASSEMBLY	49B31-087D	1306139 THRU 3124716
MT49	EVAPORATOR COIL	FRONT AIR FOLW - ASSEMBLY	49B31-129D	3124717 THRU CURRENT
MT49	EVAPORATOR COIL	FRONT AIR FOLW - ASSEMBLY	49B31-133D	1306139 THRU 3124716
MT66	EVAPORATOR COIL	ASSEMBLY	49B31-088D	1306139 THRU CURRENT
MT66	EVAPORATOR COIL	FRONT AIR FOLW - ASSEMBLY	49B31-106D	1306139 THRU CURRENT
MT72	EVAPORATOR COIL	ASSEMBLY	49B31-088D	1306139 THRU CURRENT
MT72	EVAPORATOR COIL	FRONT AIR FOLW - ASSEMBLY	49B31-106D	1306139 THRU CURRENT
SLM48	EVAPORATOR COIL	ASSEMBLY	49B31-100D	2112810 THRU 3129830
SLM48	EVAPORATOR COIL	REAR AIR FLOW - ASSEMBLY	49B31-130D	3129831 THRU CURRENT
SLM48	EVAPORATOR COIL	FRONT AIR FOLW - ASSEMBLY	49B31-134D	3129831 THRU CURRENT
SMM10	EVAPORATOR COIL	360926R01	305-399D	6559212 THRU CURRENT
UR20	EVAPORATOR COIL	ASSEMBLY	20B03-016D	3111474 THRU 4303134
UR20	EVAPORATOR COIL	8 X 6 X 3	305-174C	3111474 THRU 4303134
UR30	EVAPORATOR COIL	ASSEMBLY	19B30-049D	4303135 THRU CURRENT
UR30	EVAPORATOR COIL	ASSEMBLY	20B03-016D	3111474 THRU 4303134
UR30	EVAPORATOR COIL	8 X 6 X 3	305-174C	3111474 THRU CURRENT
MM14	EVAPORATOR COIL	26" X 7" X 3"	305-138C	4878520 THRU CURRENT
MM27	EVAPORATOR COIL	19-1/2" X 7" X 4"	305-207C	4303135 THRU CURRENT
MT10	EVAPORATOR COIL	16" X 4" X 3-1/16"	305-112C	4878520 THRU CURRENT
MT12/14	EVAPORATOR COIL	16" X 4" X 3-1/16"	305-112C	UP TO 3223900
MT15	EVAPORATOR COIL	20" X 4" X 4-1/16"	305-169C	4878520 THRU CURRENT
MT15-54	EVAPORATOR COIL	20" X 4" X 4-1/16"	305-169C	4878520 THRU CURRENT
MT17	EVAPORATOR COIL	20" X 6" X 3"	305-166C	8123598 THRU 0108002)
MT17	EVAPORATOR COIL	20" X 4" X 4-1/16"	305-169C	4878520 THRU CURRENT
MT17-54	EVAPORATOR COIL	20" X 4" X 4-1/16"	305-169C	4878520 THRU CURRENT
MT18	EVAPORATOR COIL	20" X 6" X 3"	305-170C	0108003 THRU 3201506
MT18	EVAPORATOR COIL	20" X 4" X 4-1/16"	305-189C	8123598 THRU 0108002)
MT19	EVAPORATOR COIL	16" X 4" X 3-1/6"	305-112C	4303135 THRU CURRENT
MT19-54	EVAPORATOR COIL	35" X 5" X 4"	305-339C	4303135 THRU CURRENT
MT20-54	EVAPORATOR COIL	20" X 4" X 4-1/16"	305-169C	4303135 THRU CURRENT
MT21	EVAPORATOR COIL	20" X 7-1/8" X 4"	305-139B	8123598 THRU 1306138
MT21	EVAPORATOR COIL	19-1/2" X 7" X 4"	305-207C	1306139 THRU CURRENT
MT22	EVAPORATOR COIL	35" X 5" X 4"	305-339C	4303135 THRU CURRENT
MT23	EVAPORATOR COIL	9-1/2" X 7" X 4"	305-207C	4303135 THRU CURRENT
MT27	EVAPORATOR COIL	20" X 7-1/8" X 4"	305-139B	8123598 THRU 1306138
MT27	EVAPORATOR COIL	19-1/2" X 7" X 4"	305-207C	1306139 THRU CURRENT
MT33	EVAPORATOR COIL	28-1/2" X 7" X 4"	305-070CAE	8123598 THRU 1306138
MT33	EVAPORATOR COIL	28-1/2" X 7" X 4"	305-206C	1306139 THRU CURRENT
MT35	EVAPORATOR COIL	28-1/2" X 7" X 4"	305-206C	4303135 THRU CURRENT
MT38	EVAPORATOR COIL	28-1/2" X 7" X 4"	305-070CAE	8123598 THRU 1306138
MT38	EVAPORATOR COIL	28-1/2" X 7" X 4"	305-206C	1306139 THRU CURRENT
MT45	EVAPORATOR COIL	28-1/2" X 7" X 4"	305-070CAE	8123598 THRU 1306138
MT45	EVAPORATOR COIL	28-1/2" X 7" X 4"	305-206C	1306139 THRU CURRENT
MT49	EVAPORATOR COIL	28-1/2" X 7" X 4"	305-070CAE	8123598 THRU 1306138
MT49	EVAPORATOR COIL	28-1/2" X 7" X 4"	305-206C	1306139 THRU CURRENT
MT66	EVAPORATOR COIL	52" X 7" X 4"	305-137B	8123598 THRU 1306138
MT66	EVAPORATOR COIL	54" X 7" X 4"	305-205C	1306139 THRU CURRENT
MT72	EVAPORATOR COIL	52" X 7" X 4"s	305-137B	8123598 THRU 1306138
MT72	EVAPORATOR COIL	54" X 7" X 4"	305-205C	1306139 THRU CURRENT
SLM48	EVAPORATOR COIL	28-1/2" X 7" X 4"	305-206C	2112810 THRU CURRENT
MT10	EVAPORATOR-HOUSING KIT	W/ELECTRONIC BALLAST IL-2074A	63C32-097A	3441092 THRU CURRENT

ACCESSORIES

MT12	EVAPORATOR-HOUSING KIT	W/ELECTRONIC BALLAST IL-2074A	63C32-097A	3441092 THRU CURRENT
MT14	EVAPORATOR-HOUSING KIT	W/ELECTRONIC BALLAST IL-2074A	63C32-097A	3441092 THRU CURRENT
MT15	EVAPORATOR-HOUSING KIT	W/ELECTRONIC BALLAST IL-2074A	63C32-098A	3441092 THRU CURRENT
MT15-54	EVAPORATOR-HOUSING KIT	W/ELECTRONIC BALLAST IL-2074A	63C32-099A	3441092 THRU CURRENT
MT17	EVAPORATOR-HOUSING KIT	W/ELECTRONIC BALLAST IL-2074A	63C32-098A	3441092 THRU CURRENT
MT17-54	EVAPORATOR-HOUSING KIT	W/ELECTRONIC BALLAST IL-2074A	63C32-099A	3441092 THRU CURRENT
MT19-54	EVAPORATOR-HOUSING KIT	W/ELECTRONIC BALLAST IL-2074A	63C32-101A	3441092 THRU CURRENT
MT22	EVAPORATOR-HOUSING KIT	W/ELECTRONIC BALLAST IL-2074A	63C32-102A	3441092 THRU CURRENT
MT15	FAN - GUARD	EVAP. FAN PLASTIC	703-523C	0200953 THRU CURRENT
MT17	FAN - GUARD	EVAP. FAN PLASTIC	703-523C	0200953 THRU CURRENT
MT19	FAN - GUARD	EVAP. FAN PLASTIC	703-523C	0200953 THRU CURRENT
BZ13	FAN BLADE	CONDENSER - FAN	405-036A	3133015 THRU CURRENT
BZ13	FAN BLADE	EVAPORATOR 6"BLACK 4 PET- PLASIC	405-063A	3133015 THRU CURRENT
BZ16	FAN BLADE	CONDENSER 10" 4 PETALS	405-036A	3133015 THRU CURRENT
BZ16	FAN BLADE	EVAPORATOR 6"BLACK	405-063A	3133015 THRU CURRENT
EZA84	FAN BLADE	CONDENSER - FAN	405-071A	3133015 THRU CURRENT
EZA84	FAN BLADE	EVAP. FAN 4" - 5 PET PLASTIC	405-072B	3441092 THRU CURRENT
MM14	FAN BLADE	EVAP.FAN 6"WHITE - 4 PET PLASTIC	405-062A	0200953 THRU CURRENT
MM27	FAN BLADE	EVAP.FAN 6"WHITE - 4 PET PLASTIC	405-062A	0200953 THRU CURRENT
MT10	FAN BLADE	CONDENSER 7.75" 3 PED-ALUMINUM	405-012A--	4303135 THRU CURRENT
MT10	FAN BLADE	CONDENSER 7.94" FOR BARE TUBE	405-050A	6369826 THRU CURRENT
MT10	FAN BLADE	EVAP.FAN 6"WHITE - 4 PET PLASTIC	405-062A	0200953 THRU CURRENT
MT12	FAN BLADE	CONDENSER 7.75" 3 PED-ALUMINUM	405-012A--	4303135 THRU CURRENT
MT12	FAN BLADE	CONDENSER 7.94" FOR BARE TUBE	405-050A	6369826 THRU CURRENT
MT12	FAN BLADE	EVAP.FAN 6"WHITE - 4 PET PLASTIC	405-062A	0200953 THRU CURRENT
MT14	FAN BLADE	CONDENSER 7.75" 3 PED-ALUMINUM	405-012A--	4303135 THRU CURRENT
MT15	FAN BLADE	CONDENSER 7.75" 3 PED-ALUMINUM	405-012A--	4303135 THRU CURRENT
MT15	FAN BLADE	EVAP.FAN 6"WHITE - 4 PET PLASTIC	405-062A	0200953 THRU CURRENT
MT15-54	FAN BLADE	EVAP.FAN 5" (5 PET PLASTIC	405-061A	0200953 THRU CURRENT
MT17	FAN BLADE	CONDENSER 7.75" 3 PED-ALUMINUM	405-012A--	4303135 THRU CURRENT
MT17	FAN BLADE	EVAP.FAN 6"WHITE - 4 PET PLASTIC	405-062A	0200953 THRU CURRENT
MT17-54	FAN BLADE	EVAP. FAN 5" - 5 PET PLASTIC	405-061A	0200953 THRU CURRENT
MT18	FAN BLADE	EVAP.FAN 6"WHITE - 4 PET PLASTIC	405-062A	0200953 THRU CURRENT
MT18	FAN BLADE	CONDENSER 10" 5 PED-ALUMINUM	405-066B	4303135 THRU CURRENT
MT19	FAN BLADE	CONDENSER 7.75" 3 PED-ALUMINUM	405-012A--	4303135 THRU CURRENT
MT20	FAN BLADE	CONDENSER 7.75" 3 PED-ALUMINUM	405-012A--	4303135 THRU CURRENT
MT20	FAN BLADE	EVAP.FAN 6"WHITE - 4 PET PLASTIC	405-062A	0200953 THRU CURRENT
MT21	FAN BLADE	EVAP. FAN 6"BLACK - 4 PET PLASTIC	405-063A	0200953 THRU CURRENT
MT21	FAN BLADE	CONDENSER 10" 5 PED-ALUMINUM	405-066B	4303135 THRU CURRENT
MT22	FAN BLADE	CONDENSER 7.75" 5 PED-ALUMINUM	405-050A	4303135 THRU CURRENT
MT23	FAN BLADE	EVAP.FAN 6"WHITE - 4 PET PLASTIC	405-062A	0200953 THRU CURRENT
MT23	FAN BLADE	EVAP. FAN 6"BLACK - 4 PET PLASTIC	405-063A	0200953 THRU CURRENT
MT23	FAN BLADE	CONDENSER 10" 5 PED-ALUMINUM	405-066B	4303135 THRU CURRENT
MT27	FAN BLADE	CONDENSER 9 1/2" FOR BARE TUBE	19-0101-00	6369826 THRU CURRENT
MT27	FAN BLADE	EVAP.FAN 6"WHITE - 4 PET PLASTIC	405-062A	0200953 THRU CURRENT
MT27	FAN BLADE	EVAP. FAN 6"BLACK - 4 PET PLASTIC	405-063A	0200953 THRU CURRENT
MT27	FAN BLADE	CONDENSER 10" 5 PED-ALUMINUM	405-066B	4303135 THRU CURRENT
MT33	FAN BLADE	EVAP.FAN 6"WHITE - 4 PET PLASTIC	405-062A	0200953 THRU CURRENT
MT33	FAN BLADE	EVAP. FAN 6"BLACK - 4 PET PLASTIC	405-063A	0200953 THRU CURRENT
MT33	FAN BLADE	CONDENSER 10" 5 PED-ALUMINUM	405-066B	4303135 THRU CURRENT
MT35	FAN BLADE	EVAP.FAN 6"WHITE - 4 PET PLASTIC	405-062A	0200953 THRU CURRENT
MT35	FAN BLADE	EVAP. FAN 6"BLACK - 4 PET PLASTIC	405-063A	0200953 THRU CURRENT
MT35	FAN BLADE	CONDENSER 10" 5 PED-ALUMINUM	405-066B	4303135 THRU CURRENT
MT38	FAN BLADE	EVAP.FAN 6"WHITE - 4 PET PLASTIC	405-062A	0200953 THRU CURRENT
MT38	FAN BLADE	EVAP. FAN 6"BLACK - 4 PET PLASTIC	405-063A	0200953 THRU CURRENT
MT38	FAN BLADE	CONDENSER 10" 5 PED-ALUMINUM	405-066B	4303135 THRU CURRENT
MT45	FAN BLADE	EVAP.FAN 6"WHITE - 4 PET PLASTIC	405-062A	0200953 THRU CURRENT
MT45	FAN BLADE	EVAP. FAN 6"BLACK - 4 PET PLASTIC	405-063A	0200953 THRU CURRENT
MT45	FAN BLADE	CONDENSER 10" 5 PED-ALUMINUM	405-066B	4303135 THRU CURRENT
MT49	FAN BLADE	EVAP.FAN 6"WHITE - 4 PET PLASTIC	405-062A	0200953 THRU CURRENT
MT49	FAN BLADE	EVAP. FAN 6"BLACK - 4 PET PLASTIC	405-063A	0200953 THRU CURRENT

ACCESSORIES

MT49	FAN BLADE	CONDENSER 10" 5 PED-ALUMINUM	405-066B	4303135 THRU CURRENT
MT66	FAN BLADE	EVAP. FAN 6"WHITE - 4 PET PLASTIC	405-062A	0200953 THRU CURRENT
MT66	FAN BLADE	EVAP. FAN 6"BLACK - 4 PET PLASTIC	405-063A	0200953 THRU CURRENT
MT66/72	FAN BLADE	CONDENSER 10" 4 PED-ALUMINUM	405-036B	4303135 THRU CURRENT
MT72	FAN BLADE	EVAP. FAN 6"WHITE - 4 PET PLASTIC	405-062A	0200953 THRU CURRENT
MT72	FAN BLADE	EVAP. FAN 6"BLACK - 4 PET PLASTIC	405-063A	0200953 THRU CURRENT
SLM48	FAN BLADE	EVAP. FAN 6"WHITE - 4 PET PLASTIC	405-062A	0200953 THRU CURRENT
SLM48	FAN BLADE	EVAP. FAN 6"BLACK - 4 PET PLASTIC	405-063A	0200953 THRU CURRENT
SLM48	FAN BLADE	CONDENSER 10" 5 PED-ALUMINUM	405-066B	4303135 THRU CURRENT
SMM10	FAN BLADE	EVAP. FAN W/MOTOR - EMI	405-074B	3441092 THRU CURRENT
SMM10	FAN BLADE	CONDENSER	405-075B	6559212 THRU CURRENT
UR20	FAN BLADE	CONDENSER 6" 4 PETALS	405-010A--	3111474 THRU 4303134
UR20	FAN BLADE	EVAP. FAN 6"BLACK - 4 PET PLASTIC	405-063A	0200953 THRU CURRENT
UR30	FAN BLADE	CONDENSER 6" 4 PETALS	405-010A--	3111474 THRU 4303134
UR30	FAN BLADE	CONDENSER 6" 4 PETALS	405-010A--	4303135 THRU CURRENT
UR30	FAN BLADE	EVAP. FAN 6"BLACK - 4 PET PLASTIC	405-063A	0200953 THRU CURRENT
BZ13	FAN SHROUD	CONDENSER	49A36-054D-03	3133015 THRU CURRENT
BZ16	FAN SHROUD	CONDENSER	49A36-021D	3133015 THRU CURRENT
EZA84	FAN SHROUD	CONDENSER	49A36-048D-03	3133015 THRU CURRENT
MT21	FASTENER-WING HEAD	FOR EVAP. COVER	604-136A	1306140 THRU 6466173
MT23	FASTENER-WING HEAD	FOR EVAP. COVER	604-136A	1306140 THRU 6466173
MT27	FASTENER-WING HEAD	FOR EVAP. COVER	604-136A	1306140 THRU 6466173
MT33	FASTENER-WING HEAD	FOR EVAP. COVER	604-136A	1306140 THRU 6466173
MT35	FASTENER-WING HEAD	FOR EVAP. COVER	604-136A	1306140 THRU 6466173
MT38	FASTENER-WING HEAD	FOR EVAP. COVER	604-136A	1306140 THRU 6466173
MT45	FASTENER-WING HEAD	FOR EVAP. COVER	604-136A	1306140 THRU 6466173
MT49	FASTENER-WING HEAD	FOR EVAP. COVER	604-136A	1306140 THRU 6466173
MT66	FASTENER-WING HEAD	FOR EVAP. COVER	604-136A	1306140 THRU 6466173
MT72	FASTENER-WING HEAD	FOR EVAP. COVER	604-136A	1306140 THRU 6466173
SLM48	FASTENER-WING HEAD	FOR EVAP. COVER	604-136A	1306140 THRU 6466173
BZ13	GASKET	DECK AIR SEAL	60D31-227D	3133015 THRU CURRENT
MM14	GASKET - DOOR	16 1/4X 43 3/4	712-013C-06	8123598 THRU CURRENT
MM27	GASKET - DOOR	291/4 X 55 1/4	712-013C-03	8123598 THRU CURRENT
MT10	GASKET - DOOR	21 1/4 X 41	712-013C-10	8123598 THRU CURRENT
MT12	GASKET - DOOR	21 1/4 X 49	712-013C-01	8123598 THRU CURRENT
MT14	GASKET - DOOR	21 1/4 X 58	712-013C-09	8123598 THRU CURRENT
MT18	GASKET - DOOR	241/2 X 53 1/4	712-013C-02	8123598 THRU CURRENT
MT19	GASKET - DOOR	21 1/4 X 58	712-013C-09	8123598 THRU CURRENT
MT21	GASKET - DOOR	241/2 X 53 1/4	712-013C-02	8123598 THRU CURRENT
MT23	GASKET - DOOR	241/2 X 53 1/4	712-013C-02	8123598 THRU CURRENT
MT27	GASKET - DOOR	291/4 X 55 1/4	712-013C-03	8123598 THRU CURRENT
MT35	GASKET - DOOR	17 9/16X 53 1/4	712-013C-11	8123598 THRU CURRENT
MT49	GASKET - DOOR	221/4 X 53 15/32	712-013C-04	8123598 THRU CURRENT
MT72	GASKET - DOOR	221/4 X 53 1/4	712-013C-05	8123598 THRU CURRENT
UR20	GASKET - DOOR	29" X 32" X 18-1/32"	703-766C	1304468 THRU CURRENT
UR30	GASKET - DOOR	32.438 X 18.25	712-013C-07	1304468 THRU CURRENT
MT15	GASKET - CABINET	VERTICAL - SIDE 39-7/16"L	703-904B	1306138 THRU CURRENT
MT17	GASKET - CABINET	VERTICAL - SIDE 45-7/16"L	703-566B	1306138 THRU CURRENT
MT19	GASKET - CABINET	VERTICAL - SIDE 52-1/8"L	703-814B	1306138 THRU CURRENT
MT20	GASKET - CABINET	VERTICAL - SIDE 39-7/16"L	703-904B	1306138 THRU CURRENT
MT22	GASKET - CABINET	VERTICAL - SIDE 45-7/16"L	703-566B	1306138 THRU CURRENT
MT33	GASKET - CABINET	VERTICAL - SIDE 52-1/8"L	703-814B	1306138 THRU CURRENT
MT38	GASKET - CABINET	VERTICAL - SIDE 52-1/8"L	703-814B	1306138 THRU CURRENT
MT45	GASKET - CABINET	VERTICAL - SIDE 52-1/8"L	703-814B	1306138 THRU CURRENT
MT66	GASKET - CABINET	VERTICAL - SIDE 52-1/8"L	703-814B	1306138 THRU CURRENT
SLM48	GASKET - CABINET	VERTICAL - SIDE 52-1/8"L	703-814B	1306138 THRU CURRENT
MT15	GASKET - TOP TRACK	TWO PER TOP TRACK 32-1/2"LONG	703-971C-01	1306138 THRU CURRENT
MT17	GASKET - TOP TRACK	TWO PER TOP TRACK 32-1/2"LONG	703-971C-01	1306138 THRU CURRENT
MT19	GASKET - TOP TRACK	TWO PER TOP TRACK 48-7/16"LONG	703-971C-06	1306138 THRU CURRENT
MT20	GASKET - TOP TRACK	TWO PER TOP TRACK 32-1/2"LONG	703-971C-01	1306138 THRU CURRENT
MT22	GASKET - TOP TRACK	TWO PER TOP TRACK 43-1/2"LONG	703-971C-07	1306138 THRU CURRENT

ACCESSORIES

MT33	GASKET - TOP TRACK	TWO PER TOP TRACK	35-1/2"LONG	703-971C-02	1306138 THRU CURRENT
MT38	GASKET - TOP TRACK	TWO PER TOP TRACK	39-15/16"LONG	703-971C-04	1306138 THRU CURRENT
MT45	GASKET - TOP TRACK	TWO PER TOP TRACK	48-7/16"LONG	703-971C-05	1306138 THRU CURRENT
MT66	GASKET - TOP TRACK	TWO PER TOP TRACK	71-9/16"LONG	703-971C-03	1306138 THRU CURRENT
SLM48	GASKET - TOP TRACK	TWO PER TOP TRACK	48-7/16"LONG	703-971C-06	1306138 THRU CURRENT
MT15	GASKET - WIPER	37-3/4" LONG	SLIDE DOOR	703-932C	8123598 THRU CURRENT
MT17	GASKET - WIPER	43-3/4" LONG	SLIDE DOOR	703-933C	8123598 THRU CURRENT
MT19-54	GASKET - WIPER	37-3/4" LONG	SLIDE DOOR	703-932C	8123598 THRU CURRENT
MT20	GASKET - WIPER	37-3/4" LONG	SLIDE DOOR	703-932C	8123598 THRU CURRENT
MT22	GASKET - WIPER	43-3/4" LONG	SLIDE DOOR	703-933C	8123598 THRU CURRENT
MT33	GASKET - WIPER	50-3/8" LONG	SLIDE DOOR	703-934C	8123598 THRU CURRENT
MT38	GASKET - WIPER	50-3/8" LONG	SLIDE DOOR	703-934C	8123598 THRU CURRENT
MT45	GASKET - WIPER	50-3/8" LONG	SLIDE DOOR	703-934C	8123598 THRU CURRENT
MT66	GASKET - WIPER	50-3/8" LONG	SLIDE DOOR	703-934C	8123598 THRU CURRENT
MTSLM48	GASKET - WIPER	50-3/8" LONG	SLIDE DOOR	703-934C	8123598 THRU CURRENT
BZ16	GLASS	38"X10"		702-307C-05	3441092 THRU CURRENT
MT15	GLASS	34-5/8"X13-1/8"		702-335C-04	1306138 THRU CURRENT
MT17	GLASS	34-5/8"X13-1/8"		702-335C-04	1306138 THRU CURRENT
UR20GE	GLASS	40-15/16"X10-5/8"		702-335C-01	1306138 THRU CURRENT
UR30GE	GLASS	40-15/16"X10-5/8"		702-310C-02	1306138 THRU CURRENT
BZ13	GLIDE MAT	SINGLE	20.69 X 25.63	706-180D-01	3441092 THRU CURRENT
BZ16	GLIDE MAT	LEFT HAND	17.88"X15.75"	706-116D-01	3441092 THRU CURRENT
BZ16	GLIDE MAT	RIGHT HAND	17.88"X15.75"	706-117D-01	3441092 THRU CURRENT
MM14	GRILL - SCREW	GRILLE SHOULDER	1/4-20 X 3/4"	603-273A	1306138 THRU CURRENT
MM27	GRILL - SCREW	GRILLE SHOULDER	1/4-20 X 3/4"	603-273A	1306138 THRU CURRENT
MT10	GRILL - SCREW	GRILLE SHOULDER	1/4-20 X 3/4"	603-273A	1306138 THRU CURRENT
MT12	GRILL - SCREW	GRILLE SHOULDER	1/4-20 X 3/4"	603-273A	1306138 THRU CURRENT
MT14	GRILL - SCREW	GRILLE SHOULDER	1/4-20 X 3/4"	603-273A	1306138 THRU CURRENT
MT15	GRILL - SCREW	GRILLE SHOULDER	1/4-20 X 3/4"	603-273A	1306138 THRU CURRENT
MT17	GRILL - SCREW	GRILLE SHOULDER	1/4-20 X 3/4"	603-273A	1306138 THRU CURRENT
MT19	GRILL - SCREW	GRILLE SHOULDER	1/4-20 X 3/4"	603-273A	1306138 THRU CURRENT
MT19-54	GRILL - SCREW	GRILLE SHOULDER	1/4-20 X 3/4"	603-273A	1306138 THRU CURRENT
MT20	GRILL - SCREW	GRILLE SHOULDER	1/4-20 X 3/4"	603-273A	1306138 THRU CURRENT
MT21	GRILL - SCREW	GRILLE SHOULDER	1/4-20 X 3/4"	603-273A	1306138 THRU CURRENT
MT22	GRILL - SCREW	GRILLE SHOULDER	1/4-20 X 3/4"	603-273A	1306138 THRU CURRENT
MT23	GRILL - SCREW	GRILLE SHOULDER	1/4-20 X 3/4"	603-273A	1306138 THRU CURRENT
MT27	GRILL - SCREW	GRILLE SHOULDER	1/4-20 X 3/4"	603-273A	1306138 THRU CURRENT
MT33	GRILL - SCREW	GRILLE SHOULDER	1/4-20 X 3/4"	603-273A	1306138 THRU CURRENT
MT35	GRILL - SCREW	GRILLE SHOULDER	1/4-20 X 3/4"	603-273A	1306138 THRU CURRENT
MT38	GRILL - SCREW	GRILLE SHOULDER	1/4-20 X 3/4"	603-273A	1306138 THRU CURRENT
MT45	GRILL - SCREW	GRILLE SHOULDER	1/4-20 X 3/4"	603-273A	1306138 THRU CURRENT
MT49	GRILL - SCREW	GRILLE SHOULDER	1/4-20 X 3/4"	603-273A	1306138 THRU CURRENT
MT72	GRILL - SCREW	GRILLE SHOULDER	1/4-20 X 3/4"	603-273A	1306138 THRU CURRENT
SLM48	GRILL - SCREW	GRILLE SHOULDER	1/4-20 X 3/4"	603-273A	1306138 THRU CURRENT
BZ13	GRILLE	RED		44B31-265D-01	3441092 THRU CURRENT
BZ13	GRILLE	BLACK		44B31-266D-01	3441092 THRU CURRENT
BZ13	GRILLE	GREEN		44B31-266D-03	3441092 THRU CURRENT
BZ13	GRILLE	MAROON		44B31-266D-04	3441092 THRU CURRENT
BZ13	GRILLE	WHITE		44B31-266D-05	3441092 THRU CURRENT
BZ16	GRILLE	RED		44B31-258D-01	3441092 THRU CURRENT
BZ16	GRILLE	IVORY		44B31-258D-02	3441092 THRU CURRENT
BZ16	GRILLE	WHITE		44B31-258D-03	3441092 THRU CURRENT
BZ16	GRILLE	BLACK		44B31-258D-04	3441092 THRU CURRENT
BZ16	GRILLE	GREEN		44B31-258D-05	3441092 THRU CURRENT
BZ16	GRILLE	MAROON		44B31-258D-06	3441092 THRU CURRENT
EZA84	GRILLE	REAR		28D37-096D-01	3441092 THRU CURRENT
EZA84	GRILLE	FRONT - LIFT OFF		706-112D-01	3441092 THRU CURRENT
MM14	GRILLE	FRONT - LIFT OFF PLASTIC CURVED		44B31-237D-01	1306138 THRU CURRENT
MM27	GRILLE	FRONT - LIFT OFF PLASTIC CURVED		44B31-236D-01	1306138 THRU CURRENT
MT 72	GRILLE	FRONT - LIFT OFF		63C03-023A	1306138 THRU CURRENT
MT10	GRILLE	FRONT - LIFT OFF		44B31-216C	1306138 THRU CURRENT

ACCESSORIES

MT12	GRILLE	FRONT - LIFT OFF	44B31-216C	1306138 THRU CURRENT
MT14	GRILLE	FRONT - LIFT OFF	44B31-216C	1306138 THRU CURRENT
MT15	GRILLE	FRONT & REAR - LIFT OFF	44B31-241C-01	1306138 THRU CURRENT
MT17	GRILLE	FRONT & REAR - LIFT OFF	44B31-241C-01	1306138 THRU CURRENT
MT19	GRILLE	FRONT - LIFT OFF	44B31-216C	1306138 THRU CURRENT
MT19-54	GRILLE	FRONT & REAR - LIFT OFF	44B31-241C-05	1306138 THRU CURRENT
MT20	GRILLE	FRONT & REAR - LIFT OFF	44B31-241C-01	1306138 THRU CURRENT
MT21	GRILLE	FRONT - LIFT OFF	63C03-003A	1306138 THRU CURRENT
MT22	GRILLE	FRONT - LIFT OFF	44B31-241C-03	1306138 THRU CURRENT
MT23	GRILLE	FRONT - LIFT OFF	44B31-181C	1306138 THRU CURRENT
MT27	GRILLE	FRONT - LIFT OFF	63C03-007A	1306138 THRU CURRENT
MT33	GRILLE	FRONT - LIFT OFF	63C03-011A	1306138 THRU CURRENT
MT35	GRILLE	FRONT - LIFT OFF	44B31-259C-01	1306138 THRU CURRENT
MT38	GRILLE	FRONT - LIFT OFF	63C03-013A	1306138 THRU CURRENT
MT45	GRILLE	FRONT - LIFT OFF	63C03-015A	1306138 THRU CURRENT
MT49	GRILLE	FRONT - LIFT OFF	63C03-015A	1306138 THRU CURRENT
SLM48	GRILLE	FRONT - LIFT OFF	44B31-213C	1306138 THRU CURRENT
SMM10	GRILLE	CONDENSING UNIT COVER	401-715B-01	3441092 THRU CURRENT
UR20	GRILLE	CONDENSING UNIT COVER	24B40-030C-01	1306138 THRU CURRENT
UR30	GRILLE	CONDENSING UNIT COVER	24B40-030C-01	3441092 THRU CURRENT
MM14	HANDLE - ADAPTER	BRACKET .100 PG PAINTED BLACK	401-593B	3441092 THRU CURRENT
MM27	HANDLE - ADAPTER	BRACKET .100 PG PAINTED BLACK	401-593B	3441092 THRU CURRENT
MT10	HANDLE - NUT	LOW CROWN #10-24 (ACORN)	603-393A	8123598 THRU CURRENT
MT12	HANDLE - NUT	LOW CROWN #10-24 (ACORN)	603-393A	8123598 THRU CURRENT
MT14	HANDLE - NUT	LOW CROWN #10-24 (ACORN)	603-393A	8123598 THRU CURRENT
MT18	HANDLE - NUT	LOW CROWN #10-24 (ACORN)	603-393A	8123598 THRU CURRENT
MT19	HANDLE - NUT	LOW CROWN #10-24 (ACORN)	603-393A	8123598 THRU CURRENT
MT21	HANDLE - NUT	LOW CROWN #10-24 (ACORN)	603-393A	8123598 THRU CURRENT
MT23	HANDLE - NUT	LOW CROWN #10-24 (ACORN)	603-393A	8123598 THRU CURRENT
MT27	HANDLE - NUT	LOW CROWN #10-24 (ACORN)	603-393A	8123598 THRU CURRENT
MT35	HANDLE - NUT	LOW CROWN #10-24 (ACORN)	603-393A	8123598 THRU CURRENT
MT49	HANDLE - NUT	LOW CROWN #10-24 (ACORN)	603-393A	8123598 THRU CURRENT
MT72	HANDLE - NUT	LOW CROWN #10-24 (ACORN)	603-393A	8123598 THRU CURRENT
UR20	HANDLE - NUT	LOW CROWN #10-24 (ACORN)	603-393A	1304468 THRU CURRENT
UR30	HANDLE - NUT	LOW CROWN #10-24 (ACORN)	603-393A	1304468 THRU CURRENT
MT15	HANDLE- REPAIR KIT	DOOR HANDLE	63C32-079A	3441092 THRU CURRENT
MT17	HANDLE- REPAIR KIT	DOOR HANDLE	63C32-078A	3441092 THRU CURRENT
MT19	HANDLE- REPAIR KIT	DOOR HANDLE	63C32-080A	3441092 THRU CURRENT
MT33	HANDLE- REPAIR KIT	DOOR HANDLE	63C32-077A	3441092 THRU CURRENT
MT35	HANDLE- REPAIR KIT	DOOR HANDLE	63C32-077A	3441092 THRU CURRENT
MT38	HANDLE- REPAIR KIT	DOOR HANDLE	63C32-077A	3441092 THRU CURRENT
MT45	HANDLE- REPAIR KIT	DOOR HANDLE	63C32-077A	3441092 THRU CURRENT
MT66	HANDLE- REPAIR KIT	DOOR HANDLE	63C32-077A	3441092 THRU CURRENT
BZ13	HARNESS	REFRIGERATION DECK	504-851D	3133015 THRU CURRENT
MT10	HEAD RAIL- REPAIR KIT	HEAD RAIL	63C32-082A	3441092 THRU CURRENT
MT12	HEAD RAIL- REPAIR KIT	HEAD RAIL	63C32-082A	3441092 THRU CURRENT
MT27	HEAD RAIL- REPAIR KIT	HEAD RAIL	63C32-081A	3441092 THRU CURRENT
SMM10	HEAT EXCHANGER	3620598R01	305-397B	6559212 THRU CURRENT
BZ13	HEATER	FACE	504-840D-01	3441092 THRU CURRENT
BZ16	HEATER	TOP	504-745B-01	3441092 THRU CURRENT
BZ13	HOLD DOWN	HOT GAS TUBE	43A39-015B-08	3133015 THRU CURRENT
MT15	HOLD OPEN - HEX NUT	FLANGED #6-32	603-391A	3441092 THRU CURRENT
MT17	HOLD OPEN - HEX NUT	FLANGED #6-32	603-391A	3441092 THRU CURRENT
MT19	HOLD OPEN - HEX NUT	FLANGED #6-32	603-391A	3441092 THRU CURRENT
MT33	HOLD OPEN - HEX NUT	FLANGED #6-32	603-391A	3441092 THRU CURRENT
MT35	HOLD OPEN - HEX NUT	FLANGED #6-32	603-391A	3441092 THRU CURRENT
MT38	HOLD OPEN - HEX NUT	FLANGED #6-32	603-391A	3441092 THRU CURRENT
MT45	HOLD OPEN - HEX NUT	FLANGED #6-32	603-391A	3441092 THRU CURRENT
MT66	HOLD OPEN - HEX NUT	FLANGED #6-32	603-391A	3441092 THRU CURRENT
MT15	HOLD OPEN - PIN	HOLD OPEN DEVICE	604-173A	3441092 THRU CURRENT
MT17	HOLD OPEN - PIN	HOLD OPEN DEVICE	604-173A	3441092 THRU CURRENT

ACCESSORIES

MT19	HOLD OPEN - PIN	HOLD OPEN DEVICE	604-173A	3441092 THRU CURRENT
MT33	HOLD OPEN - PIN	HOLD OPEN DEVICE	604-173A	3441092 THRU CURRENT
MT35	HOLD OPEN - PIN	HOLD OPEN DEVICE	604-173A	3441092 THRU CURRENT
MT38	HOLD OPEN - PIN	HOLD OPEN DEVICE	604-173A	3441092 THRU CURRENT
MT45	HOLD OPEN - PIN	HOLD OPEN DEVICE	604-173A	3441092 THRU CURRENT
MT66	HOLD OPEN - PIN	HOLD OPEN DEVICE	604-173A	3441092 THRU CURRENT
MT15	HOLD OPEN - SCREW	HOLD OPEN DEVICE #6-32 X 1/2	603-299A	3441092 THRU CURRENT
MT17	HOLD OPEN - SCREW	HOLD OPEN DEVICE #6-32 X 1/2	603-299A	3441092 THRU CURRENT
MT19	HOLD OPEN - SCREW	HOLD OPEN DEVICE #6-32 X 1/2	603-299A	3441092 THRU CURRENT
MT33	HOLD OPEN - SCREW	HOLD OPEN DEVICE #6-32 X 1/2	603-299A	3441092 THRU CURRENT
MT35	HOLD OPEN - SCREW	HOLD OPEN DEVICE #6-32 X 1/2	603-299A	3441092 THRU CURRENT
MT38	HOLD OPEN - SCREW	HOLD OPEN DEVICE #6-32 X 1/2	603-299A	3441092 THRU CURRENT
MT45	HOLD OPEN - SCREW	HOLD OPEN DEVICE #6-32 X 1/2	603-299A	3441092 THRU CURRENT
MT66	HOLD OPEN - SCREW	HOLD OPEN DEVICE #6-32 X 1/2	603-299A	3441092 THRU CURRENT
MT15	HOLD OPEN - SPRING	HOLD OPEN DEVICE	401-270A	3441092 THRU CURRENT
MT17	HOLD OPEN - SPRING	HOLD OPEN DEVICE	401-270A	3441092 THRU CURRENT
MT19	HOLD OPEN - SPRING	HOLD OPEN DEVICE	401-270A	3441092 THRU CURRENT
MT33	HOLD OPEN - SPRING	HOLD OPEN DEVICE	401-270A	3441092 THRU CURRENT
MT35	HOLD OPEN - SPRING	HOLD OPEN DEVICE	401-270A	3441092 THRU CURRENT
MT38	HOLD OPEN - SPRING	HOLD OPEN DEVICE	401-270A	3441092 THRU CURRENT
MT45	HOLD OPEN - SPRING	HOLD OPEN DEVICE	401-270A	3441092 THRU CURRENT
MT66	HOLD OPEN - SPRING	HOLD OPEN DEVICE	401-270A	3441092 THRU CURRENT
EZA84LD	HOLDER	HOLDER-BOTTLE-BLACK-PEPSI	403-741C	4303135 THRU CURRENT
EZA84LD	HOLDER	HOLDER-BOTTLE-WHITE -COKE	403-752C-02	4303135 THRU CURRENT
BZ13	HONEY COMB	TOP	705-320D-01	4500000 THRU CURRENT
BZ16	HONEY COMB	TOP	705-306C	4500000 THRU CURRENT
EZA84	HOOK	LID SPRING	705-306C	3441092 THRU CURRENT
BZ13	LAMP	SIGN LIGHT 17WATT F17T8	503-228B-02	3441092 THRU CURRENT
MM14	LAMP	SIGN LIGHT 30WATT F30T12/D/RS	503-052A--	1300860 THRU CURRENT
MM27	LAMP	SIGN LIGHT 20WATT F20T12/D	503-039A--	1300860 THRU CURRENT
MT19	LAMP	SIGN LIGHT 15WATT F15T8-D	503-211A	1300860 THRU CURRENT
MT19-54	LAMP	SIGN LIGHT 15WATT F15T8-D	503-211A	1300860 THRU CURRENT
MT21	LAMP	SIGN LIGHT 20WATT F20T12/D	503-039A--	1300860 THRU CURRENT
MT23	LAMP	SIGN LIGHT 20WATT F20T12/D	503-039A--	1300860 THRU CURRENT
MT27	LAMP	SIGN LIGHT 20WATT F20T12/D	503-039A--	1300860 THRU CURRENT
MT33	LAMP	SIGN LIGHT 30WATT F30T12/D/RS	503-052A--	1300860 THRU CURRENT
MT35	LAMP	SIGN LIGHT 30WATT F30T12/D/RS	503-052A--	1300860 THRU CURRENT
MT38	LAMP	SIGN LIGHT 30WATT F30T12/D/RS	503-052A--	1300860 THRU CURRENT
MT45	LAMP	SIGN LIGHT F40SP65RS	503-013A--	1300860 THRU CURRENT
MT49	LAMP	SIGN LIGHT F40SP65RS	503-013A--	1300860 THRU CURRENT
MT66	LAMP	SIGN LIGHT 30WATT F30T12/D/RS	503-052A--	1300860 THRU CURRENT
MT72	LAMP	SIGN LIGHT 30WATT F30T12/D/RS	503-052A--	1300860 THRU CURRENT
SLM48	LAMP	SIGN LIGHT 30WATT F30T12/D/RS	503-052A--	1300860 THRU CURRENT
EZA84	LAMP - HORIZONTAL	(25WATT) T25T8	503-202A	3441092 THRU CURRENT
MT10	LAMP - HORIZONTAL	15WATT F15T8-D	503-227B-02	1300860 THRU CURRENT
MT12	LAMP - HORIZONTAL	15WATT F15T8-D	503-227B-02	1300860 THRU CURRENT
MT14	LAMP - HORIZONTAL	15WATT F15T8-D	503-227B-02	1300860 THRU CURRENT
MT15	LAMP - HORIZONTAL	F25T12/D/28	503-098A	1300860 THRU CURRENT
MT17	LAMP - HORIZONTAL	F25T12/D/28	503-098A	1300860 THRU CURRENT
MT18	LAMP - HORIZONTAL	20WATT F20T12/D	503-039A--	1300860 THRU CURRENT
MT19	LAMP - HORIZONTAL	15WATT F15T8-D	503-227B-02	1300860 THRU CURRENT
MT21	LAMP - HORIZONTAL	20WATT F20T12/D	503-039A--	1300860 THRU CURRENT
MT27	LAMP - HORIZONTAL	20WATT F20T12/D	503-039A--	1300860 THRU CURRENT
MT33	LAMP - HORIZONTAL	F25T12/D/28	503-098A	1300860 THRU CURRENT
MT45	LAMP - HORIZONTAL	F40SP65-RS	503-013A--	1300860 THRU CURRENT
MT49	LAMP - HORIZONTAL	F40SP65-RS	503-013A--	1300860 THRU CURRENT
MT66	LAMP - HORIZONTAL	30 WATT F30T12/D	503-052A--	1300860 THRU CURRENT
MT72	LAMP - HORIZONTAL	F30T12/D	503-052A--	1300860 THRU CURRENT
SLM48	LAMP - HORIZONTAL	F30T12/D	503-052A--	1300860 THRU CURRENT
UC85	LAMP - HORIZONTAL	9WATT	503-242B	3441092 THRU CURRENT
MT27	LAMP ASSY	INTERNAL VERTICAL CURRENT	41B35-134D-01	1306140 THRU CURRENT

ACCESSORIES

BZ13	LAMP ASSY.	UPPER LH	41B35-138D-01	4500000 THRU CURRENT
BZ13	LAMP ASSY.	LOWER	41B35-139D-01	4500000 THRU CURRENT
BZ13	LAMP ASSY.	UPPER RH	41B35-145D-01	4500000 THRU CURRENT
BZ16	LAMP ASSY.	CHANNEL RH	41B35-156D-01	4500000 THRU CURRENT
BZ16	LAMP ASSY.	CHANNEL LH	41B35-156D-02	4500000 THRU CURRENT
MM14	LAMP ASSY.	INTERNAL VERTICAL	41B35-095C-01	3441092 THRU CURRENT
MM14	LAMP ASSY.	INTERNAL VERTICLE CURRENT	41B35-144D-01	3441092 THRU CURRENT
MM27	LAMP ASSY.	INTERNAL HORIZONTAL	41B35-027B	3441092 THRU CURRENT
MM27	LAMP ASSY.	INTERNAL HORIZONTAL CURRENT	41B35-128D-01	3441092 THRU CURRENT
MM27	LAMP ASSY.	SIGN - EXTERIOR	50B31-055C-01	1306140 THRU CURRENT
MT10	LAMP ASSY.	INTERNAL HORIZONTAL	41B35-100C-01	1306140 THRU CURRENT
MT10	LAMP ASSY.	INTERNAL HORIZONTAL CURRENT	41B35-140C-01	1306140 THRU CURRENT
MT12	LAMP ASSY.	INTERNAL HORIZONTAL	41B35-100C-01	1306140 THRU CURRENT
MT12	LAMP ASSY.	INTERNAL HORIZONTAL CURRENT	41B35-140C-01	1306140 THRU CURRENT
MT14	LAMP ASSY.	INTERNAL HORIZONTAL	41B35-100C-01	1306140 THRU CURRENT
MT14	LAMP ASSY.	INTERNAL HORIZONTAL CURRENT	41B35-140C-01	1306140 THRU CURRENT
MT15	LAMP ASSY.	INTERNAL HORIZONTAL	42B30-174D	1306140 THRU CURRENT
MT15	LAMP ASSY.	INTERNAL HORIZONTAL CURRENT	42B30-218D-01	1306140 THRU CURRENT
MT15-54	LAMP ASSY.	INTERNAL REAR	41B35-089C	1306140 THRU CURRENT
MT15-54	LAMP ASSY.	INTERNAL HORIZONTAL -FRONT	42B30-158D	1306140 THRU CURRENT
MT17	LAMP ASSY.	INTERNAL HORIZONTAL	42B30-174D	1306140 THRU CURRENT
MT17	LAMP ASSY.	INTERNAL HORIZONTAL	42B30-218D-01	1306140 THRU CURRENT
MT17-54	LAMP ASSY.	INTERNAL REAR	41B35-089C	1306140 THRU CURRENT
MT17-54	LAMP ASSY.	INTERNAL HORIZONTAL -FRONT	42B30-158D	1306140 THRU CURRENT
MT18	LAMP ASSY.	INTERNAL HORIZONTAL	41B35-022B	1306140 THRU CURRENT
MT19	LAMP ASSY.	INTERNAL HORIZONTAL	41B35-105D-03	1306140 THRU CURRENT
MT19	LAMP ASSY.	INTERNAL HORIZONTAL CURRENT	41B35-148D-03	1306140 THRU CURRENT
MT19	LAMP ASSY.	SIGN - EXTERIOR CURRENT	50B31-085D-01	1306140 THRU CURRENT
MT19	LAMP ASSY.	SIGN - EXTERIOR	50B31-057D-01	1306140 THRU CURRENT
MT19-54	LAMP ASSY.	INTERNAL REAR	41B35-097D-01	1306140 THRU CURRENT
MT19-54	LAMP ASSY.	INTERNAL REAR CURRENT	41B35-151C-01	1306140 THRU CURRENT
MT19-54	LAMP ASSY.	INTERNAL HORIZONTAL -FRONT	42B30-200D-01	1306140 THRU CURRENT
MT19-54	LAMP ASSY.	INTERNAL HORIZONTAL -FRONT CURRENT	42B30-232C-01	1306140 THRU CURRENT
MT20-54	LAMP ASSY.	INTERNAL REAR	41B35-089C	1306140 THRU CURRENT
MT20-54	LAMP ASSY.	INTERNAL HORIZONTAL	42B30-179D	1306140 THRU CURRENT
MT21	LAMP ASSY.	INTERNAL VERTICAL	41B35-128B	1306140 THRU CURRENT
MT21	LAMP ASSY.	INTERNAL HORIZONTAL	43B32-196D	1306140 THRU CURRENT
MT21	LAMP ASSY.	SIGN - EXTERIOR	50B31-030C	1306140 THRU CURRENT
MT22	LAMP ASSY.	INTERNAL HORIZONTAL	42B30-197D-01	1306140 THRU CURRENT
MT23	LAMP ASSY.	INTERNAL	41B35-128B	1306140 THRU CURRENT
MT23	LAMP ASSY.	INTERNAL VERTICLE CURRENT	41B35-134D-01	1306140 THRU CURRENT
MT23	LAMP ASSY.	SIGN - EXTERIOR	50B31-054C	1306140 THRU CURRENT
MT23	LAMP ASSY.	SIGN - EXTERIOR CURRENT	50B31-071C-01	1306140 THRU CURRENT
MT27	LAMP ASSY.	INTERNAL VERTICAL	41B35-128B	1306140 THRU CURRENT
MT27	LAMP ASSY.	INTERNAL HORIZONTAL	43B32-200D	1306140 THRU CURRENT
MT27	LAMP ASSY.	SIGN - EXTERIOR	50B31-054C	1306140 THRU CURRENT
MT27	LAMP ASSY.	SIGN - EXTERIOR CURRENT	50B31-071C-01	1306140 THRU CURRENT
MT33	LAMP ASSY.	INTERNAL VERTICAL CURRENT	41B35-133D-01	1306140 THRU CURRENT
MT33	LAMP ASSY.	INTERNAL HORIZONTAL	42A35-087D	1306140 THRU CURRENT
MT33	LAMP ASSY.	INTERNAL HORIZONTAL CURRENT	43A32-128D	1306140 THRU CURRENT
MT33	LAMP ASSY.	SIGN - EXTERIOR-	50B31-033C	1306140 THRU CURRENT
MT33	LAMP ASSY.	INTERNAL VERTICAL CURRENT	50B31-084C-01	1306140 THRU CURRENT
MT33	LAMP ASSY.	INTERNAL VERTICAL	41B35-129C-01	1306140 THRU CURRENT
MT35	LAMP ASSY.	INTERNAL HORIZONTAL	43A32-237D-01	1306140 THRU CURRENT
MT35	LAMP ASSY.	INTERNAL HORIZONTALA CURRENT	43A32-279D-01	1306140 THRU CURRENT
MT35	LAMP ASSY.	SIGN - EXTERIOR	50B31-033C	1306140 THRU CURRENT
MT35	LAMP ASSY.	SIGN - EXTERIOR-CURRENT	50B31-084C-01	1306140 THRU CURRENT
MT38	LAMP ASSY.	INTERNAL VERTICLE	41B35-129C-01	1306140 THRU CURRENT
MT38	LAMP ASSY.	INTERNAL VERTICLE CURRENT	41B35-133D-01	1306140 THRU CURRENT
MT38	LAMP ASSY.	INTERNAL HORIZONTAL	43A32-126D	1306140 THRU CURRENT
MT38	LAMP ASSY.	SIGN - EXTERIOR	50B31-033C	1306140 THRU CURRENT

ACCESSORIES

MT38	LAMP ASSY.	SIGN - EXTERIOR	CURRENT	50B31-084C-01	1306140 THRU CURRENT
MT45	LAMP ASSY.	INTERNAL VERTICLE		41B35-129C-01	1306140 THRU CURRENT
MT45	LAMP ASSY.	INTERNAL VERTICLE	CURRENT	41B35-133D-01	1306140 THRU CURRENT
MT45	LAMP ASSY.	INTERNAL HORIZONTAL		43A32-124D	1306140 THRU CURRENT
MT45	LAMP ASSY.	SIGN - EXTERIOR		50B31-034C	1306140 THRU CURRENT
MT45	LAMP ASSY.	SIGN - EXTERIOR-CURRENT		50B31-072C-01	1306140 THRU CURRENT
MT49	LAMP ASSY.	INTERNAL VERTICLE		41B35-129C-01	1306140 THRU CURRENT
MT49	LAMP ASSY.	INTERNAL VERTICLE	CURRENT	41B35-133D-01	1306140 THRU CURRENT
MT49	LAMP ASSY.	INTERNAL HORIZONTAL		43A32-124D	1306140 THRU CURRENT
MT49	LAMP ASSY.	SIGN - EXTERIOR		50B31-034C	1306140 THRU CURRENT
MT49	LAMP ASSY.	SIGN - EXTERIOR	CURRENT	50B31-072C-01	1306140 THRU CURRENT
MT66	LAMP ASSY.	INTERNAL VERTICLE		41B35-129C-01	1306140 THRU CURRENT
MT66	LAMP ASSY.	INTERNAL VERTICLE	CURRENT	41B35-133D-01	1306140 THRU CURRENT
MT66	LAMP ASSY.	INTERNAL HORIZONTAL		43A32-122D	1306140 THRU CURRENT
MT66	LAMP ASSY.	SIGN - EXTERIOR		50B31-035C	1306140 THRU CURRENT
MT66	LAMP ASSY.	SIGN - EXTERIOR	CURRENT	50B31-080D-01	1306140 THRU CURRENT
MT72	LAMP ASSY.	INTERNAL VERTICLE		41B35-129C-01	1306140 THRU CURRENT
MT72	LAMP ASSY.	INTERNAL VERTICLE	CURRENT	41B35-133D-01	1306140 THRU CURRENT
MT72	LAMP ASSY.	INTERNAL HORIZONTAL		43A32-122D	1306140 THRU CURRENT
MT72	LAMP ASSY.	SIGN - EXTERIOR		50B31-035C	1306140 THRU CURRENT
MT72	LAMP ASSY.	SIGN - EXTERIOR	CURRENT	50B31-080D-01	1306140 THRU CURRENT
SLM48	LAMP ASSY.	INTERNAL HORIZONTAL		43A32-144D	1306140 THRU CURRENT
SLM48	LAMP ASSY.	INTERNAL HORIZONTAL	CURRENT	43A32-280D-01	1306140 THRU CURRENT
SLM48	LAMP ASSY.	SIGN - EXTERIOR		50B31-048C	1306140 THRU CURRENT
SLM48	LAMP ASSY.	SIGN - EXTERIOR	CURRENT	50B31-084C-01	1306140 THRU CURRENT
UR20	LAMP ASSY.	INTERNAL		27B05-011C	1300860 THRU CURRENT
UR30	LAMP ASSY.	INTERNAL		27B05-088C-01	3441092 THRU CURRENT
BZ13	LAMP HOLDER	FOR T-8 LAMP		503-235B	6053662 THRU CURRENT
BZ16	LAMP HOLDER	LAMP CHANNEL		503-206A	4500000 THRU CURRENT
BZ16	LAMP HOLDER	LAMP CHANNEL- CURRENT		503-235B	6053662 THRU CURRENT
BZ16	LAMP HOLDER	SEE LAMPCHANNEL REPLACEMENT		63C32-093A	4500000 THRU CURRENT
EZA84	LAMP HOLDER	LEFT & RIGHT 1-1/4" FOR T-8 LAMP		503-218A	3441092 THRU CURRENT
MM14	LAMP HOLDER	SIGN LIGHT - 1-1/4" FOR T-12 LAMP		503-064A	1300860 THRU CURRENT
MM27	LAMP HOLDER	SIGN LIGHT - 1-1/4" FOR T-12 LAMP		503-064A	1300860 THRU CURRENT
MM27	LAMP HOLDER	INTERNAL F40SP65RS		503-064A	1300860 THRU CURRENT
MM27	LAMP HOLDER	INTERNAL F32T8/SP65		503-235B	6053662 THRU CURRENT
MT10	LAMP HOLDER	F15T12		503-064A	1300860 THRU CURRENT
MT10	LAMP HOLDER	INTERNAL - LOCKING FOR T-8 LAMP		503-235B	6053662 THRU CURRENT
MT12	LAMP HOLDER	F15T12		503-064A	1300860 THRU CURRENT
MT12	LAMP HOLDER	INTERNAL - LOCKING FOR T-8 LAMP		503-235B	6053662 THRU CURRENT
MT14	LAMP HOLDER	F15T12		503-064A	1300860 THRU CURRENT
MT14	LAMP HOLDER	INTERNAL - LOCKING FOR T-8 LAMP		503-235B	6053662 THRU CURRENT
MT15	LAMP HOLDER	INTERNAL - 1-1/4" FOR T-12 LAMP		503-064A	UP TO 1300860
MT15	LAMP HOLDER	INTERNAL - LOCKING FOR T-8 LAMP		503-235B	6053662 THRU CURRENT
MT15-54	LAMP HOLDER	INTERNAL - 1-1/4" FOR T-12 LAMP		503-064A	UP TO 1300860
MT15-54	LAMP HOLDER	INTERNAL - LOCKING FOR T-8 LAMP		503-235B	6053662 THRU CURRENT
MT17	LAMP HOLDER	INTERNAL - 1-1/4" FOR T-12 LAMP		503-064A	UP TO 1300860
MT17	LAMP HOLDER	INTERNAL - LOCKING FOR T-8 LAMP		503-235B	6053662 THRU CURRENT
MT17-54	LAMP HOLDER	INTERNAL - 1-1/4" FOR T-12 LAMP		503-064A	UP TO 1300860
MT17-54	LAMP HOLDER	INTERNAL - LOCKING FOR T-8 LAMP		503-235B	6053662 THRU CURRENT
MT18	LAMP HOLDER	INTERNAL - 1-1/4" FOR T-12 LAMP		503-064A	1300860 THRU CURRENT
MT19	LAMP HOLDER	INTERNAL - 1-1/4" FOR T-12 LAMP		503-064A	UP TO 1300860
MT19	LAMP HOLDER	SIGN LIGHT - 1-1/4" FOR T-12 LAMP		503-064A	1300860 THRU CURRENT
MT19	LAMP HOLDER	INTERNAL - LOCKING FOR T-8 LAMP		503-235B	6053662 THRU CURRENT
MT19-54	LAMP HOLDER	INTERNAL - 1-1/4" FOR T-12 LAMP		503-064A	UP TO 1300860
MT19-54	LAMP HOLDER	INTERNAL - LOCKING FOR T-8 LAMP		503-235B	6053662 THRU CURRENT
MT20	LAMP HOLDER	SIGN LIGHT - 1-1/4" FOR F25T12		503-064A	1300860 THRU CURRENT
MT20-54	LAMP HOLDER	INTERNAL - 1-1/4" FOR T-12 LAMP		503-064A	UP TO 1300860
MT20-54	LAMP HOLDER	INTERNAL - LOCKING FOR T-8 LAMP		503-235B	6053662 THRU CURRENT
MT21	LAMP HOLDER	SIGN LIGHT - 1-1/4" FOR F25T12		503-064A	1300860 THRU CURRENT

ACCESSORIES

MT21	LAMP HOLDER	LEFT HAND W/YELLOW WIRE FOR T-12 LAMP	503-139A	1300860 THRU CURRENT
MT21	LAMP HOLDER	RIGHT HAND W/BLUE WIRE FOR T-12 LAMP	503-140A	1300860 THRU CURRENT
MT22	LAMP HOLDER	FOR T-8 LAMP-LH YELLOW WIRE	503-139A	1300860 THRU CURRENT
MT22	LAMP HOLDER	FOR T-8 LAMP-RH	503-148A	1300860 THRU CURRENT
MT23	LAMP HOLDER	SIGN LIGHT - 1-1/4" FOR T-8 LAMP	503-064A	1300860 THRU CURRENT
MT23	LAMP HOLDER	INTERIOR LIGHT-F32T8	503-218A	JAN 99 THRU 6053662
MT23	LAMP HOLDER	INTERIOR LIGHT-T8 CURRENT ELECTRONIC	503-235B	6053662 THRU CURRENT
MT27	LAMP HOLDER	SIGN LIGHT - 1-1/4" FOR F20T12	503-064A	1300860 THRU CURRENT
MT27	LAMP HOLDER	LEFT HAND W/YELLOW WIRE FOR T-12 LAMP	503-139A	1300860 THRU CURRENT
MT27	LAMP HOLDER	RIGHT HAND W/BLUE WIRE FOR T-12 LAMP	503-140A	1300860 THRU CURRENT
MT27	LAMP HOLDER	SIGN LIGHT CURRENT	503-235B	6053662 THRU CURRENT
MT27	LAMP HOLDER	INTERIOR LIGHT VERTICLE-T-8 CURRENT	503-235B	6053662 THRU CURRENT
MT33	LAMP HOLDER	LEFT HAND W/YELLOW WIRE FOR T-12 LAMP	503-139A	1300860 THRU CURRENT
MT33	LAMP HOLDER	RIGHT HAND W/BLUE WIRE FOR T-12 LAMP	503-140A	1300860 THRU CURRENT
MT33	LAMP HOLDER	SIGN LIGHT - 1-1/4" FOR T-8 LAMP	503-235B	6053662 THRU CURRENT
MT33	LAMP HOLDER	SIGN LIGHT - 1-1/4" FOR T-12	503-064A	1300860 THRU CURRENT
MT35	LAMP HOLDER	SIGN LIGHT - 1-1/4" FOR T-12 LAMP	503-064A	1300860 THRU CURRENT
MT35	LAMP HOLDER	LEFT HAND W/YELLOW WIRE FOR T-12 LAMP	503-139A	1300860 THRU CURRENT
MT35	LAMP HOLDER	RIGHT HAND W/BLUE WIRE FOR T-12 LAMP	503-140A	1300860 THRU CURRENT
MT35	LAMP HOLDER	SIGN LIGHT - 1-1/4" FOR T-8 LAMP	503-235B	6053662 THRU CURRENT
MT38	LAMP HOLDER	SIGN LIGHT - 1-1/4" FOR T-12 LAMP	503-064A	1300860 THRU CURRENT
MT38	LAMP HOLDER	LEFT HAND W/YELLOW WIRE FOR T-12 LAMP	503-139A	1300860 THRU CURRENT
MT38	LAMP HOLDER	RIGHT HAND W/BLUE WIRE FOR T-12 LAMP	503-140A	1300860 THRU CURRENT
MT38	LAMP HOLDER	SIGN LIGHT - 1-1/4" FOR T-8 LAMP	503-235B	6053662 THRU CURRENT
MT45	LAMP HOLDER	SIGN LIGHT - 1-1/4" FOR T-12 LAMP	503-064A	1300860 THRU CURRENT
MT45	LAMP HOLDER	LEFT HAND W/YELLOW WIRE FOR T-12 LAMP	503-139A	1300860 THRU CURRENT
MT45	LAMP HOLDER	RIGHT HAND W/BLUE WIRE FOR T-12 LAMP	503-140A	1300860 THRU CURRENT
MT45	LAMP HOLDER	SIGN LIGHT - 1-1/4" FOR T-8 LAMP	503-235B	6053662 THRU CURRENT
MT49	LAMP HOLDER	SIGN LIGHT - 1-1/4" FOR T-12 LAMP	503-064A	1300860 THRU CURRENT
MT49	LAMP HOLDER	LEFT HAND W/YELLOW WIRE FOR T-12 LAMP	503-139A	1300860 THRU CURRENT
MT49	LAMP HOLDER	RIGHT HAND W/BLUE WIRE FOR T-12 LAMP	503-140A	1300860 THRU CURRENT
MT49	LAMP HOLDER	SIGN LIGHT - 1-1/4" FOR T-8 LAMP	503-235B	6053662 THRU CURRENT
MT66	LAMP HOLDER	SIGN LIGHT - 1-1/4" FOR T-12 LAMP	503-064A	1300860 THRU CURRENT
MT66	LAMP HOLDER	LEFT HAND W/YELLOW WIRE FOR T-12 LAMP	503-139A	1300860 THRU CURRENT
MT66	LAMP HOLDER	RIGHT HAND W/BLUE WIRE FOR T-12 LAMP	503-140A	1300860 THRU CURRENT
MT66	LAMP HOLDER	SIGN LIGHT - 1-1/4" FOR T-8 LAMP	503-235B	6053662 THRU CURRENT
MT66	LAMP HOLDER	INTERIOR LIGHT VERTICLE-T-8 CURRENT	503-235B	6053662 THRU CURRENT
MT72	LAMP HOLDER	SIGN LIGHT - 1-1/4" FOR T-12 LAMP	503-064A	1300860 THRU CURRENT
MT72	LAMP HOLDER	LEFT HAND W/YELLOW WIRE FOR T-12 LAMP	503-139A	1300860 THRU CURRENT
MT72	LAMP HOLDER	RIGHT HAND W/BLUE WIRE FOR T-12 LAMP	503-140A	1300860 THRU CURRENT
MT72	LAMP HOLDER	INTERIOR LIGHT VERTICLE-T-8 CURRENT	503-235B	6053662 THRU CURRENT
SLM48	LAMP HOLDER	SIGN LIGHT - 1-1/4" FOR T-12 LAMP	503-064A	1300860 THRU CURRENT
SLM48	LAMP HOLDER	SIGN LIGHT - 1-1/4" FOR T-8 LAMP	503-235B	6053662 THRU CURRENT
SLM48	LAMP HOLDER	INTERIOR LIGHT HORIZONTAL T-8	503-235B	6053662 THRU CURRENT
UC85	LAMP HOLDER	LEFT & RIGHT 1-1/4"	503-241B	3441092 THRU CURRENT
UR20	LAMP HOLDER	LEFT & RIGHT FOR T-12 LAMP	503-064A	1300860 THRU CURRENT
UR30	LAMP HOLDER	LEFT HAND FOR T-8 LAMP	503-180B-01	3441092 THRU CURRENT
MT10	LAMP RETAINER	METAL CLIP	401-453A	1300860 THRU CURRENT
MT12	LAMP RETAINER	METAL CLIP	401-453A	1300860 THRU CURRENT
MT14	LAMP RETAINER	METAL CLIP	401-453A	1300860 THRU CURRENT
MT15	LAMP RETAINER	METAL CLIP	401-453A	1300860 THRU CURRENT
MT17	LAMP RETAINER	METAL CLIP	401-453A	1300860 THRU CURRENT
MT18	LAMP RETAINER	METAL CLIP	401-453A	1300860 THRU CURRENT
MT19	LAMP RETAINER	METAL CLIP	401-453A	1300860 THRU CURRENT
MT20	LAMP RETAINER	METAL CLIP	401-453A	1300860 THRU CURRENT
MT21	LAMP RETAINER	METAL CLIP	401-453A	1300860 THRU CURRENT
MT22	LAMP RETAINER	METAL CLIP	401-453A	1300860 THRU CURRENT
MT23	LAMP RETAINER	METAL CLIP	401-453A	1300860 THRU CURRENT

ACCESSORIES

MT27	LAMP RETAINER	METAL CLIP	401-453A	1300860 THRU CURRENT
MT33	LAMP RETAINER	METAL CLIP	401-453A	1300860 THRU CURRENT
MT35	LAMP RETAINER	METAL CLIP	401-453A	1300860 THRU CURRENT
MT38	LAMP RETAINER	METAL CLIP	401-453A	1300860 THRU CURRENT
MT45	LAMP RETAINER	METAL CLIP	401-453A	1300860 THRU CURRENT
MT49	LAMP RETAINER	METAL CLIP	401-453A	1300860 THRU CURRENT
MT66	LAMP RETAINER	METAL CLIP	401-453A	1300860 THRU CURRENT
MT72	LAMP RETAINER	METAL CLIP	401-453A	1300860 THRU CURRENT
SLM48	LAMP RETAINER	METAL CLIP	401-453A	1300860 THRU CURRENT
BZ13	LAMP SHIELD	SHIELD ONLY	713-117C-01	4500000 THRU CURRENT
BZ16	LAMP SHIELD	SHIELD ONLY	713-056C-01	4500000 THRU CURRENT
EZA84	LAMP SHIELD	SHIELD ONLY	713-056C-03	4500000 THRU CURRENT
UR20	LAMP SHIELD	W/ END CAPS	703-682A	1300860 THRU CURRENT
UR30	LAMP SHIELD	SHIELD ONLY	713-001C-02	3441092 THRU CURRENT
MM14	LAMP SHIELD	SHIELD ONLY	713-072C-01	1300860 THRU CURRENT
MM27	LAMP SHIELD	SHIELD ONLY	703-793A	1300860 THRU CURRENT
MT 18	LAMP SHIELD	W/ END CAPS	703-275A	1300860 THRU CURRENT
MT10	LAMP SHIELD	SHIELD ONLY	713-062C-04	1300860 THRU CURRENT
MT12	LAMP SHIELD	SHIELD ONLY	703-914A	1300860 THRU CURRENT
MT14	LAMP SHIELD	SHIELD ONLY	703-914A	1300860 THRU CURRENT
MT15	LAMP SHIELD	SHIELD ONLY	703-575A	1300860 THRU CURRENT
MT17	LAMP SHIELD	SHIELD ONLY	703-575A	1300860 THRU CURRENT
MT19	LAMP SHIELD	SHIELD ONLY	713-062C-04	1300860 THRU CURRENT
MT20	LAMP SHIELD	SHIELD ONLY	703-575A	1300860 THRU CURRENT
MT21	LAMP SHIELD	SHIELD ONLY	703-793A	1300860 THRU CURRENT
MT22	LAMP SHIELD	SHIELD ONLY	703-980A	1300860 THRU CURRENT
MT23	LAMP SHIELD	SHIELD ONLY	713-062C-03	1300860 THRU CURRENT
MT27	LAMP SHIELD	SHIELD ONLY	703-793A	1300860 THRU CURRENT
MT33	LAMP SHIELD	SHIELD ONLY	703-794A	1300860 THRU CURRENT
MT35	LAMP SHIELD	SHIELD ONLY	703-793A	1300860 THRU CURRENT
MT38	LAMP SHIELD	SHIELD ONLY	703-793A	1300860 THRU CURRENT
MT45	LAMP SHIELD	SHIELD ONLY	703-795A	1300860 THRU CURRENT
MT49	LAMP SHIELD	SHIELD ONLY	703-795A	1300860 THRU CURRENT
MT66	LAMP SHIELD	SHIELD ONLY	703-794A	1300860 THRU CURRENT
MT72	LAMP SHIELD	SHIELD ONLY	703-794A	1300860 THRU CURRENT
SLM48	LAMP SHIELD	SHIELD ONLY	703-793A	1300860 THRU CURRENT
BZ13	LAMP -VERTICAL	17WATT F17T8	503-228B-02	4500000 THRU CURRENT
BZ16	LAMP -VERTICAL	17WATT F17T8	503-229B-02	4500000 THRU CURRENT
MM14	LAMP -VERTICAL	F30T12/D	503-052A--	1300860 THRU CURRENT
MM27	LAMP -VERTICAL	32WATT F32T8	503-203A--	1300860 THRU CURRENT
MT23	LAMP -VERTICAL	32WATT F32T8	503-203A--	1300860 THRU CURRENT
MT27	LAMP -VERTICAL	32WATT F32T8	503-203A--	1300860 THRU CURRENT
MT33	LAMP -VERTICAL	32WATT F32T8	503-203A--	1300860 THRU CURRENT
MT35	LAMP -VERTICAL	32WATT F32T8	503-203A--	1300860 THRU CURRENT
MT38	LAMP -VERTICAL	32WATT F32T8	503-203A--	1300860 THRU CURRENT
MT45	LAMP -VERTICAL	32WATT F32T8	503-203A--	1300860 THRU CURRENT
MT49	LAMP -VERTICAL	32WATT F32T8	503-203A--	1300860 THRU CURRENT
MT66	LAMP -VERTICAL	25WATT F25T8	503-229B-02	1300860 THRU CURRENT
MT72	LAMP -VERTICAL	25WATT F25T8	503-229B-02	1300860 THRU CURRENT
MT21	LEG	6" ADJUSTABLE, SET OF FOUR	59B36-011A	3133015 THRU CURRENT
MT27	LEG	6" ADJUSTABLE, SET OF FOUR	59B36-011A	3133015 THRU CURRENT
MT33	LEG	6" ADJUSTABLE, SET OF FOUR	59B36-011A	3133015 THRU CURRENT
MT35	LEG	6" ADJUSTABLE, SET OF FOUR	59B36-011A	3133015 THRU CURRENT
MT38	LEG	6" ADJUSTABLE, SET OF FOUR	59B36-011A	3133015 THRU CURRENT
MT45	LEG	6" ADJUSTABLE, SET OF FOUR	59B36-011A	3133015 THRU CURRENT
MT49	LEG	6" ADJUSTABLE, SET OF FOUR	59B36-011A	3133015 THRU CURRENT
EZA84	LEG - LEVELER	1/2 " STUD 13 THREADS PER INCH	401-457A	3441092 THRU CURRENT
MM 27	LEG - LEVELER	1/2 " STUD 13 THREADS PER INCH	401-670A	1306140 THRU CURRENT

ACCESSORIES

MM14	LEG - LEVELER	1/2 " STUD 13 THREADS PER INCH	401-670A	1306140 THRU CURRENT
MT10	LEG - LEVELER	1/2 " STUD 13 THREADS PER INCH	401-457A	3133015 THRU CURRENT
MT10	LEG - LEVELER	1/2 " STUD 13 THREADS PER INCH	401-670A	1306140 THRU CURRENT
MT12	LEG - LEVELER	1/2 " STUD 13 THREADS PER INCH	401-457A	3133015 THRU CURRENT
MT12	LEG - LEVELER	1/2 " STUD 13 THREADS PER INCH	401-670A	1306140 THRU CURRENT
MT14	LEG - LEVELER	1/2 " STUD 13 THREADS PER INCH	401-457A	3133015 THRU CURRENT
MT14	LEG - LEVELER	1/2 " STUD 13 THREADS PER INCH	401-670A	1306140 THRU CURRENT
MT15	LEG - LEVELER	1/2 " STUD 13 THREADS PER INCH	401-457A	3133015 THRU CURRENT
MT15	LEG - LEVELER	1/2 " STUD 13 THREADS PER INCH	401-670A	1306140 THRU CURRENT
MT17	LEG - LEVELER	1/2 " STUD 13 THREADS PER INCH	401-457A	3133015 THRU CURRENT
MT17	LEG - LEVELER	1/2 " STUD 13 THREADS PER INCH	401-670A	1306140 THRU CURRENT
MT18	LEG - LEVELER	1/2 " STUD 13 THREADS PER INCH	401-457A	3133015 THRU CURRENT
MT18	LEG - LEVELER	1/2 " STUD 13 THREADS PER INCH	401-670A	1306140 THRU CURRENT
MT19	LEG - LEVELER	1/2 " STUD 13 THREADS PER INCH	401-457A	3133015 THRU CURRENT
MT19	LEG - LEVELER	1/2 " STUD 13 THREADS PER INCH	401-670A	1306140 THRU CURRENT
MT20	LEG - LEVELER	1/2 " STUD 13 THREADS PER INCH	401-670A	1306140 THRU CURRENT
MT21	LEG - LEVELER	1/2 " STUD 13 THREADS PER INCH	401-670A	1306140 THRU CURRENT
MT22	LEG - LEVELER	1/2 " STUD 13 THREADS PER INCH	401-670A	1306140 THRU CURRENT
MT23	LEG - LEVELER	1/2 " STUD 13 THREADS PER INCH	401-670A	1306140 THRU CURRENT
MT27	LEG - LEVELER	1/2 " STUD 13 THREADS PER INCH	401-457A	3133015 THRU CURRENT
MT27	LEG - LEVELER	1/2 " STUD 13 THREADS PER INCH	401-670A	1306140 THRU CURRENT
MT33	LEG - LEVELER	1/2 " STUD 13 THREADS PER INCH	401-457A	3133015 THRU CURRENT
MT33	LEG - LEVELER	1/2 " STUD 13 THREADS PER INCH	401-670A	1306140 THRU CURRENT
MT35	LEG - LEVELER	1/2 " STUD 13 THREADS PER INCH	401-457A	3133015 THRU CURRENT
MT35	LEG - LEVELER	1/2 " STUD 13 THREADS PER INCH	401-670A	1306140 THRU CURRENT
MT38	LEG - LEVELER	1/2 " STUD 13 THREADS PER INCH	401-457A	3133015 THRU CURRENT
MT38	LEG - LEVELER	1/2 " STUD 13 THREADS PER INCH	401-670A	1306140 THRU CURRENT
MT45	LEG - LEVELER	1/2 " STUD 13 THREADS PER INCH	401-457A	3133015 THRU CURRENT
MT45	LEG - LEVELER	1/2 " STUD 13 THREADS PER INCH	401-670A	1306140 THRU CURRENT
MT49	LEG - LEVELER	1/2 " STUD 13 THREADS PER INCH	401-457A	3133015 THRU CURRENT
MT49	LEG - LEVELER	1/2 " STUD 13 THREADS PER INCH	401-670A	1306140 THRU CURRENT
MT66	LEG - LEVELER	1/2 " STUD 13 THREADS PER INCH	401-457A	3133015 THRU CURRENT
MT66	LEG - LEVELER	1/2 " STUD 13 THREADS PER INCH	401-670A	1306140 THRU CURRENT
MT72	LEG - LEVELER	1/2 " STUD 13 THREADS PER INCH	401-457A	3133015 THRU CURRENT
MT72	LEG - LEVELER	1/2 " STUD 13 THREADS PER INCH	401-670A	1306140 THRU CURRENT
SLM48	LEG - LEVELER	1/2 " STUD 13 THREADS PER INCH	401-670A	1306140 THRU CURRENT
UC85	LEG - LEVELER	UC0309155	401-706B	3441092 THRU CURRENT
UR20	LEG - LEVELER	5/16" STUD 18 THREADS PER INCH	401-481A	1306140 THRU CURRENT
UR30	LEVELER	5/16" STUD 18 THREADS PER INCH	401-481A	1306140 THRU CURRENT
EZA84	LID	SLIDE ,RIGHT 18.68 X 12.21	02B33-066D-01	3441092 THRU CURRENT
EZA84	LID	SLIDE ,LEFT 18.68 X 12.21	02B33-067D-01	3441092 THRU CURRENT
BZ16	LIGHTING UPGRADE	KIT IL-2006A	63C32-093A	4500000 TO 5856840
SMM10	METAL- BODY	BOTTOM-INNER	401-712B-01	6559212 THRU CURRENT
BZ13	MOTOR	CONDENSER 25 WATT	501-053B	4500000 TO 5856840
BZ16	MOTOR	CONDENSER 25 WATT	501-053B	4500000 TO 5856840
BZ16	MOTOR	CONDENSER 25WATT 230V/60HZ	501-058B	4500000 TO 5856840
BZ16	MOTOR	EVAPORATOR 220V/50HZ	501-150B	4500000 TO 5856840
EZA84	MOTOR	CONDENSER 5 WATT	501-019B	3133015 THRU CURRENT
MM14	MOTOR	CONDENSER FAN 9 WATTS 115V-60HZ	501-148B	4303135 THRU CURRENT
MM27	MOTOR	CONDENSER FAN 9 WATTS 115V-60HZ	501-148B	4303135 THRU CURRENT
MT10	MOTOR	CONDENSER FAN 9 WATTS 115V-60HZ	501-148B	4303135 THRU CURRENT
MT10	MOTOR	CONDENSER FAN 16W BARE TUBE CONDENSER	501-158B-01	6369826 THRU CURRENT
MT10	MOTOR	CONDENSER FAN 9 WATT 230V/50HZ	501-042B	3133015 THRU CURRENT
MT10	MOTOR	EVAPORATOR FAN 220V/50HZ	501-087B	3133015 THRU CURRENT
MT12	MOTOR	CONDENSER FAN 16W BARE TUBE CONDENSER	501-158B-01	6369826 THRU CURRENT
MT12	MOTOR	CONDENSER FAN 9 WATTS 115V-60HZ	501-148B	4303135 THRU CURRENT
MT14	MOTOR	EVAPORATOR FAN 220V/50HZ	501-087B	3133015 THRU CURRENT
MT14	MOTOR	CONDENSER FAN 9 WATTS 115V-60HZ	501-148B	4303135 THRU CURRENT

ACCESSORIES

MT14	MOTOR	CONDENSER FAN 9 WATT 230V/50HZ	501-149B	3133015 THRU CURRENT
MT15	MOTOR	CONDENSER FAN 5 WATT 230V/60HZ	501-055B	3133015 THRU CURRENT
MT15	MOTOR	CONDENSER FAN 5 WATT 230V/50HZ	501-055B	3133015 THRU CURRENT
MT15	MOTOR	EVAPORATOR FAN 220V/50HZ	501-087B	3133015 THRU CURRENT
MT15	MOTOR	EVAPORATOR FAN 230/60HZ	503-088B	3133015 THRU CURRENT
MT15	MOTOR	CONDENSER FAN 5 WATTS 115V-60HZ	501-019B	4303135 THRU CURRENT
MT15-54	MOTOR	CONDENSER FAN 5 WATTS 115V-60HZ	501-019B	4303135 THRU CURRENT
MT17	MOTOR	CONDENSER FAN 5 WATTS 115V-60HZ	501-019B	4303135 THRU CURRENT
MT17	MOTOR	CONDENSER 5 WATT 230V/60HZ	501-055B	3133015 THRU CURRENT
MT17	MOTOR	CONDENSER 5 WATT 230V/50HZ	501-055B	3133015 THRU CURRENT
MT17	MOTOR	EVAPORATOR 220V/50HZ	501-087B	3133015 THRU CURRENT
MT17	MOTOR	EVAPORATOR 230/60HZ	503-088B	3133015 THRU CURRENT
MT17-54	MOTOR	CONDENSER FAN 5 WATTS 115V-60HZ	501-019B	4303135 THRU CURRENT
MT18	MOTOR	CONDENSER FAN 9 WATTS 115V-60HZ	501-148B	4303135 THRU CURRENT
MT19	MOTOR	EVAPORATOR 220V/50HZ	501-087B	3133015 THRU CURRENT
MT19	MOTOR	CONDENSER 9 WATT 230V/50HZ	501-149B	3133015 THRU CURRENT
MT19	MOTOR	CONDENSER FAN 5 WATTS 115V-60HZ	501-019B	4303135 THRU CURRENT
MT19-54	MOTOR	CONDENSER FAN 5 WATTS 115V-60HZ	501-019B	4303135 THRU CURRENT
MT20-54	MOTOR	CONDENSER FAN 9 WATTS 115V-60HZ	501-148B	4303135 THRU CURRENT
MT21	MOTOR	CONDENSER FAN 9 WATTS 115V-60HZ	501-148B	4303135 THRU CURRENT
MT21	MOTOR	CONDENSER 9 WATT 230V/60HZ	501-149B	3133015 THRU CURRENT
MT21	MOTOR	EVAPORATOR 230/60HZ	503-088B	3133015 THRU CURRENT
MT22	MOTOR	CONDENSER FAN 9 WATTS 115V-60HZ	501-148B	4303135 THRU CURRENT
MT23	MOTOR	CONDENSER 9 WATT 230V/50HZ	501-042B	3133015 THRU CURRENT
MT23	MOTOR	EVAPORATOR 220V/50HZ	501-087B	3133015 THRU CURRENT
MT23	MOTOR	CONDENSER FAN 9 WATTS 115V-60HZ	501-148B	4303135 THRU CURRENT
MT27	MOTOR	CONDENSER FAN 16W FOR BARE TUBE	501-158B-01	6369826 THRU CURRENT
MT27	MOTOR	CONDENSER FAN 9 WATT 208V/60HZ	501-043B	3133015 THRU CURRENT
MT27	MOTOR	CONDENSER FAN 9 WATTS 115V-60HZ	501-148B	4303135 THRU CURRENT
MT27	MOTOR	EVAPORATOR 230/60HZ	503-088B	3133015 THRU CURRENT
MT33	MOTOR	EVAPORATOR 220V/50HZ	501-087B	3133015 THRU CURRENT
MT33	MOTOR	CONDENSER FAN 9 WATTS 115V-60HZ	501-148B	4303135 THRU CURRENT
MT33	MOTOR	CONDENSER 9 WATT 230V/60HZ	501-149B	3133015 THRU CURRENT
MT33	MOTOR	EVAPORATOR 230/60HZ	503-088B	3133015 THRU CURRENT
MT35	MOTOR	CONDENSER 9 WATT 230V/50HZ	501-042B	3133015 THRU CURRENT
MT35	MOTOR	EVAPORATOR 220V/50HZ	501-087B	3133015 THRU CURRENT
MT35	MOTOR	CONDENSER FAN 9 WATTS 115V-60HZ	501-148B	4303135 THRU CURRENT
MT38	MOTOR	EVAPORATOR 220V/50HZ	501-087B	3133015 THRU CURRENT
MT38	MOTOR	CONDENSER FAN 9 WATTS 115V-60HZ	501-148B	4303135 THRU CURRENT
MT38	MOTOR	CONDENSER 9 WATT 230V/60HZ	501-149B	3133015 THRU CURRENT
MT38	MOTOR	EVAPORATOR 230/60HZ	503-088B	3133015 THRU CURRENT
MT45	MOTOR	EVAPORATOR 220V/50HZ	501-087B	3133015 THRU CURRENT
MT45	MOTOR	CONDENSER FAN 9 WATTS 115V-60HZ	501-148B	4303135 THRU CURRENT
MT45	MOTOR	CONDENSER 9 WATT 230V/60HZ	501-149B	3133015 THRU CURRENT
MT45	MOTOR	EVAPORATOR 230/60HZ	503-088B	3133015 THRU CURRENT
MT49	MOTOR	EVAPORATOR 220V/50HZ	501-087B	3133015 THRU CURRENT
MT49	MOTOR	CONDENSER FAN 9 WATTS 115V-60HZ	501-148B	4303135 THRU CURRENT
MT49	MOTOR	CONDENSER 9 WATT 230V/60HZ	501-149B	3133015 THRU CURRENT
MT49	MOTOR	EVAPORATOR 230/60HZ	503-088B	3133015 THRU CURRENT
MT66	MOTOR	CONDENSER FAN 25 WATTS 115V-60HZ	501-053B	4303135 THRU CURRENT
MT66	MOTOR	CONDENSER 25WATT 230V/60HZ	501-058B	3133015 THRU CURRENT
MT66	MOTOR	EVAPORATOR 220V/50HZ	501-087B	3133015 THRU CURRENT
MT66	MOTOR	EVAPORATOR 230/60HZ	503-088B	3133015 THRU CURRENT
MT72	MOTOR	CONDENSER FAN 25 WATTS 115V-60HZ	501-053B	4303135 THRU CURRENT
MT72	MOTOR	CONDENSER 25WATT 230V/60HZ	501-058B	3133015 THRU CURRENT
MT72	MOTOR	EVAPORATOR 220V/50HZ	501-087B	3133015 THRU CURRENT
MT72	MOTOR	EVAPORATOR 230/60HZ	503-088B	3133015 THRU CURRENT
SLM48	MOTOR	CONDENSER FAN 9 WATTS 115V-60HZ	501-148B	4303135 THRU CURRENT

ACCESSORIES

SMM10	MOTOR	CONDENSER 3667200R12	501-161B	6559212 THRU CURRENT
UR20	MOTOR	CONDENSER 5 WATT	501-119B	3111474 THRU 4303134
UR30	MOTOR	CONDENSER 5 WATT	501-019B	4303135 THRU CURRENT
UR30	MOTOR	CONDENSER 5 WATT	501-019B	3111474 THRU 4303134
UR30	MOTOR	CONDENSER 5WATT 230V/50HZ	501-055B	3133015 THRU CURRENT
UR30	MOTOR	EVAPORATOR 220V/50HZ	501-087B	3133015 THRU CURRENT
BZ13	MOTOR	EVAP.120/60 .85 AMPS	501-144B	4500000 THRU CURRENT
BZ16	MOTOR	EVAP.120/60 .85 AMPS	501-144B	4500000 THRU CURRENT
EZA84	MOTOR	EVAP.120/60 .65 AMPS	501-076B	1306140 THRU 3441091
EZA84	MOTOR	EVAP.120/60 .85 AMPS	501-105B	3441092 THRU CURRENT
MM14	MOTOR	EVAP.120/60 .85 AMPS	501-105B	0200953 THRU CURRENT
MM27	MOTOR	EVAP.120/60 .85 AMPS	501-105B	0200953 THRU CURRENT
MT15	MOTOR	EVAP.120/60 .85 AMPS	501-105B	8123598 THRU CURRENT
MT15-54	MOTOR	EVAP.120/60 .85 AMPS	501-105B	8123598 THRU CURRENT
MT17	MOTOR	EVAP.120/60 .85 AMPS	501-105B	8123598 THRU CURRENT
MT17-54	MOTOR	EVAP.120/60 .85 AMPS	501-105B	8123598 THRU CURRENT
MT18	MOTOR	EVAP.120/60 .85 AMPS	501-105B	0200953 THRU CURRENT
MT19	MOTOR	EVAP.120/60 .85 AMPS	501-105B	0200953 THRU CURRENT
MT21	MOTOR	EVAP.120/60 .85 AMPS	501-105B	0200953 THRU CURRENT
MT21	MOTOR	EVAP. FAN KIT	63C31-001A	8123598 THRU 0200952
MT23	MOTOR	EVAP.120/60 .85 AMPS	501-105B	0200953 THRU CURRENT
MT27	MOTOR	EVAP.120/60 .85 AMPS	501-105B	0200953 THRU CURRENT
MT27	MOTOR	EVAP. FAN KIT	63C31-001A	8123598 THRU 0200952
MT33	MOTOR	EVAP.120/60 .85 AMPS	501-105B	0200953 THRU CURRENT
MT35	MOTOR	EVAP.120/60 .85 AMPS	501-105B	0200953 THRU CURRENT
MT38	MOTOR	EVAP.120/60 .85 AMPS	501-105B	0200953 THRU CURRENT
MT38	MOTOR	EVAP. FAN KIT	63C31-001A	8123598 THRU 0200952
MT45	MOTOR	EVAP.120/60 .85 AMPS	501-105B	0200953 THRU CURRENT
MT45	MOTOR	EVAP. FAN KIT	63C31-001A	8123598 THRU 0200952
MT49	MOTOR	EVAP.120/60 .85 AMPS	501-105B	0200953 THRU CURRENT
MT49	MOTOR	EVAP. FAN KIT	63C31-001A	8123598 THRU 0200952
MT66	MOTOR	EVAP.120/60 .85 AMPS	501-105B	0200953 THRU CURRENT
MT66	MOTOR	EVAP. FAN KIT	63C31-003A	8123598 THRU 0200952
MT72	MOTOR	EVAP.120/60 .85 AMPS	501-105B	0200953 THRU CURRENT
MT72	MOTOR	EVAP. FAN KIT	63C31-003A	8123598 THRU 0200952
SLM48	MOTOR	EVAP.120/60 .85 AMPS	501-105B	0200953 THRU CURRENT
UC85	MOTOR	MOTOR W/BLADE	405-074B	3441092 THRU CURRENT
UR20	MOTOR	EVAP.120/60 .85 AMPS	501-076B	0200953 THRU 1306139
UR30	MOTOR	EVAP.120/60 .85 AMPS	501-076B	1306140 THRU CURRENT
MM14	MOTOR-SCREW	MOTOR MTG #10-32 X 1/2 SER SS	603-338A	0200953 THRU 1306139
MM27	MOTOR-SCREW	MOTOR MTG #10-32 X 1/2 SER SS	603-338A	0200953 THRU 1306139
MT15	MOTOR-SCREW	MOTOR MTG #10-32 X 1/2 SER SS	603-338A	0200953 THRU 1306139
MT15-54	MOTOR-SCREW	MOTOR MTG #10-32 X 1/2 SER SS	603-338A	0200953 THRU 1306139
MT17	MOTOR-SCREW	MOTOR MTG #10-32 X 1/2 SER SS	603-338A	0200953 THRU 1306139
MT17-54	MOTOR-SCREW	MOTOR MTG #10-32 X 1/2 SER SS	603-338A	0200953 THRU 1306139
MT18	MOTOR-SCREW	MOTOR MTG #10-32 X 1/2 SER SS	603-338A	0200953 THRU 1306139
MT19	MOTOR-SCREW	MOTOR MTG #10-32 X 1/2 SER SS	603-338A	0200953 THRU 1306139
MT21	MOTOR-SCREW	MOTOR MTG #10-32 X 1/2 SER SS	603-338A	0200953 THRU 1306139
MT23	MOTOR-SCREW	MOTOR MTG #10-32 X 1/2 SER SS	603-338A	0200953 THRU 1306139
MT27	MOTOR-SCREW	MOTOR MTG #10-32 X 1/2 SER SS	603-338A	0200953 THRU 1306139
MT33	MOTOR-SCREW	MOTOR MTG #10-32 X 1/2 SER SS	603-338A	0200953 THRU 1306139
MT35	MOTOR-SCREW	MOTOR MTG #10-32 X 1/2 SER SS	603-338A	0200953 THRU 1306139
MT38	MOTOR-SCREW	MOTOR MTG #10-32 X 1/2 SER SS	603-338A	0200953 THRU 1306139
MT45	MOTOR-SCREW	MOTOR MTG #10-32 X 1/2 SER SS	603-338A	0200953 THRU 1306139
MT49	MOTOR-SCREW	MOTOR MTG #10-32 X 1/2 SER SS	603-338A	0200953 THRU 1306139
MT66	MOTOR-SCREW	MOTOR MTG #10-32 X 1/2 SER SS	603-338A	0200953 THRU 1306139
MT72	MOTOR-SCREW	MOTOR MTG #10-32 X 1/2 SER SS	603-338A	0200953 THRU 1306139
SLM48	MOTOR-SCREW	MOTOR MTG #10-32 X 1/2 SER SS	603-338A	0200953 THRU 1306139

ACCESSORIES

BZ13	OVERLOAD	TI - 8300MRTJ79 115V/60HZ	302-439A	4500000 THRU CURRENT
BZ16	OVERLOAD	TI - MRA-2715-114 220V/50HZ	302-356A	4500000 THRU CURRENT
BZ16	OVERLOAD	TI - MRA-5715-114 220V/60HZ	302-555A	4500000 THRU CURRENT
EZA84	OVERLOAD	TI - MRP40AJN-69 115V/60HZ	302-918A	3133015 THRU CURRENT
MM14	OVERLOAD	MRT22AIN-69 115V/60HZ	302-908A	3133015 THRU CURRENT
MM14	OVERLOAD	TI - MRP-40-AMK-69 220V/50HZ	302-942A	3133015 THRU CURRENT
MM14	OVERLOAD	TI - MRA5739-34 220V/60HZ	313-011A	3133015 THRU CURRENT
MM27	OVERLOAD	MRT22AIN-69 115V/60HZ	302-908A	3441092 THRU CURRENT
MM27	OVERLOAD	MRT24AIK-69 115V/60HZ	302-911A	3133015 THRU CURRENT
MM27	OVERLOAD	TI - MRP-28AMN-69 220V/60HZ	302-914A	3133015 THRU CURRENT
MM27	OVERLOAD	TI - MRP-40-AMK-69 220V/50HZ	302-942A	3133015 THRU CURRENT
MT22	OVERLOAD	MRT22AIN-69 115V/60HZ	302-908A	3133015 THRU CURRENT
MT10	OVERLOAD	TI - MRP929-AMK-69 220V/50HZ	302-838A	3133015 THRU CURRENT
MT10	OVERLOAD	MRP26ALL-69 115V/60HZ	302-815A	3133015 THRU CURRENT
MT12	OVERLOAD	TI - MRP929-AMK-69 220V/50HZ	302-838A	3133015 THRU CURRENT
MT14	OVERLOAD	TI - MRP929-AMK-69 220V/50HZ	302-838A	3133015 THRU CURRENT
MT15	OVERLOAD	MRT22AIN-69 115V/60HZ	302-908A	3441092 THRU CURRENT
MT15	OVERLOAD	MRT24AIK-69 115V/60HZ	302-911A	3134764 THRU CURRENT
MT15	OVERLOAD	TI - MRP28AMN-69 220V/60HZ	302-914A	3133015 THRU CURRENT
MT15	OVERLOAD	TI - MRP-40-AMK-69 220V/50HZ	302-942A	3133015 THRU CURRENT
MT15-54	OVERLOAD	TI - MRP28AMN-69 220V/60HZ	302-914A	3133015 THRU CURRENT
MT15-54	OVERLOAD	TI - MRP-40-AMK-69 220V/50HZ	302-942A	3133015 THRU CURRENT
MT17	OVERLOAD	MRT22AIN-69 115V/60HZ	302-908A	3441092 THRU CURRENT
MT17	OVERLOAD	TI - MRP28AMN-69 220V/60HZ	302-914A	3133015 THRU CURRENT
MT17	OVERLOAD	TI - MRP-40-AMK-69 220V/50HZ	302-942A	3133015 THRU CURRENT
MT17-54	OVERLOAD	TI - MRP28AMN-69 220V/60HZ	302-914A	3133015 THRU CURRENT
MT17-54	OVERLOAD	TI - MRP-40-AMK-69 220V/50HZ	302-942A	3133015 THRU CURRENT
MT18	OVERLOAD	MRP26ALL-69 115V/60HZ	302-815A	3201507 THRU CURRENT
MT18	OVERLOAD	MRP26AGK-69 115V/60HZ	302-991A	3441092 THRU CURRENT
MT19	OVERLOAD	MRP26ALL-69 115V/60HZ	302-815A	3201507 THRU CURRENT
MT19	OVERLOAD	TI - MRP929-AMK-69 220V/50HZ	302-838A	3133015 THRU CURRENT
MT19-54	OVERLOAD	MRP26ALL-69 115V/60HZ	302-815A	3201507 THRU CURRENT
MT21	OVERLOAD	MRT22AIN-69 115V/60HZ	302-908A	3441092 THRU CURRENT
MT21	OVERLOAD	MRT24AIK-69 115V/60HZ	302-911A	3133015 THRU CURRENT
MT21	OVERLOAD	TI - MRP-28AMN-69 220V/60HZ	302-914A	3133015 THRU CURRENT
MT21	OVERLOAD	TI - MRP-40-AMK-69 220V/50HZ	302-942A	3133015 THRU CURRENT
MT23	OVERLOAD	MRT22AIN-69 115V/60HZ	302-908A	3133015 THRU CURRENT
MT23	OVERLOAD	TI - MRP-28AMN-69 220V/60HZ	302-914A	3133015 THRU CURRENT
MT23	OVERLOAD	TI - MRP-40-AMK-69 220V/50HZ	302-942A	3133015 THRU CURRENT
MT27	OVERLOAD	MRT22AFZ-5598 FOR BARE TUBE CONDENSER	313-030A	6369826 THRU CURRENT
MT27	OVERLOAD	MRT24AIK-69 115V/60HZ	302-911A	3133015 THRU CURRENT
MT27	OVERLOAD	TI - MRP-28AMN-69 220V/60HZ	302-914A	3133015 THRU CURRENT
MT33	OVERLOAD	TI - MRA-8962-114 220V/50HZ	302-356A	3133015 THRU CURRENT
MT33	OVERLOAD	MRT16AEZ-114 115V/60HZ	302-439A	3129275 THRU CURRENT
MT33	OVERLOAD	TI - MRA- 3786-114 220V/60HZ	302-464A	3133015 THRU CURRENT
MT35	OVERLOAD	TI - MRA-8962-114 220V/50HZ	302-356A	3133015 THRU CURRENT
MT35	OVERLOAD	MRT16AEZ-114 115V/60HZ	302-439A	3129275 THRU CURRENT
MT35	OVERLOAD	TI - MRA- 3786-114 220V/60HZ	302-464A	3133015 THRU CURRENT
MT38	OVERLOAD	TI - MRA-8962-114 220V/50HZ	302-356A	3133015 THRU CURRENT
MT38	OVERLOAD	MRT16AEZ-114 115V/60HZ	302-439A	3129275 THRU CURRENT
MT38	OVERLOAD	TI - MRA- 3786-114 220V/60HZ	302-464A	3133015 THRU CURRENT
MT45	OVERLOAD	TI - MRA-8962-114 220V/50HZ	302-356A	3133015 THRU CURRENT
MT45	OVERLOAD	TI - MRA- 3786-114 220V/60HZ	302-464A	3133015 THRU CURRENT
MT49	OVERLOAD	TI - MRA-8962-114 220V/50HZ	302-356A	3133015 THRU CURRENT
MT49	OVERLOAD	TI - MRA- 3786-114 220V/60HZ	302-464A	3133015 THRU CURRENT
MT66	OVERLOAD	TI - MRA-2715-114 220V/50HZ	302-356A	3133015 THRU CURRENT
MT66	OVERLOAD	TI - MRA-5715-114 220V/60HZ	302-555A	3133015 THRU CURRENT
MT66	OVERLOAD	MRA5718-114 115V/60HZ	302-997A	3441092 THRU CURRENT

ACCESSORIES

MT72	OVERLOAD	TI - MRA-2715-114 220V/50HZ	302-356A	3133015 THRU CURRENT
MT72	OVERLOAD	TI - MRA-5715-114 220V/60HZ	302-555A	3133015 THRU CURRENT
MT72	OVERLOAD	MRA5718-114 115V/60HZ	302-997A	3441092 THRU CURRENT
MTT17	OVERLOAD	MRT24AIK-69 115V/60HZ	302-911A	3134764 THRU CURRENT
SLM48	OVERLOAD	TI - MRA-8962-114 220V/50HZ	302-356A	3133015 THRU CURRENT
SLM48	OVERLOAD	TI - MRA- 3786-114 220V/60HZ	302-464A	3133015 THRU CURRENT
UR20	OVERLOAD	TI - MRP40AJK-161 115V/60HZ	302-918A	3111474 THRU 4303134
UR30	OVERLOAD	TI - MRP40AJK-161 115V/60HZ	302-918A	3111474 THRU 4303134
UR30	OVERLOAD	MRP40AJK-161 115V/60HZ	302-918A	4303135 THRU CURRENT
UR30	OVERLOAD	TI - 4TM739JDBYY-51 220V/50HZ	302-941A	3133015 THRU CURRENT
BZ16	OVERLOAD	MAR578-114 115V/60HZ	302-997A	4500000 THRU CURRENT
MM27	PAN	EVAPORATOR DRAIN PAN	703-803D	1306140 THRU CURRENT
MT21	PAN	EVAPORATOR DRAIN PAN	703-803D	1306140 THRU CURRENT
MT23	PAN	EVAPORATOR DRAIN PAN	703-803D	1306140 THRU CURRENT
MT27	PAN	EVAPORATOR DRAIN PAN	703-803D	1306140 THRU CURRENT
MT33	PAN	EVAPORATOR DRAIN PAN	703-804D	1306140 THRU CURRENT
MT35	PAN	EVAPORATOR DRAIN PAN	703-804D	1306140 THRU CURRENT
MT38	PAN	EVAPORATOR DRAIN PAN	703-804D	1306140 THRU CURRENT
MT45	PAN	EVAPORATOR DRAIN PAN	703-804D	1306140 THRU CURRENT
MT49	PAN	EVAPORATOR DRAIN PAN	703-804D	1306140 THRU CURRENT
MT66	PAN	EVAPORATOR DRAIN PAN	703-805D	1306140 THRU CURRENT
MT72	PAN	EVAPORATOR DRAIN PAN	703-805D	1306140 THRU CURRENT
SLM48	PAN	EVAPORATOR DRAIN PAN	703-804D	1306140 THRU CURRENT
UR20	PAN	EVAPORATOR DRAIN PAN	703-862C	1306140 THRU CURRENT
UR30	PAN	EVAPORATOR DRAIN PAN	703-862C	1306140 THRU CURRENT
MT72	PILASRER	48" SHELF STANDARD	403-092A	1300860 THRU CURRENT
BZ13	PILASTER	PILASTER	403-761D	4500000 THRU CURRENT
BZ16	PILASTER	36" SHELF STANDARD	403-174A	4500000 THRU CURRENT
MT22	PILASTER	36" SHELF STANDARD	403-174A	1300860 THRU CURRENT
MT27	PILASTER	54" SHELF STANDARD	403-096A	1300860 THRU CURRENT
SLM48	PILASTER	48" SHELF STANDARD	403-092A	1300860 THRU CURRENT
SLM48	PILASTER	54" SHELF STANDARD	403-096A	1300860 THRU CURRENT
MT10	PILASTER	36" SHELF STANDARD	403-174A	1300860 THRU CURRENT
MT12	PILASTER	42" SHELF STANDARD	403-145A	1300860 THRU CURRENT
MT14	PILASTER	48" SHELF STANDARD	403-092A	1300860 THRU CURRENT
MT15	PILASTER	36" SHELF STANDARD	403-174A	1300860 THRU CURRENT
MT15-54	PILASTER	36" SHELF STANDARD	403-174A	1300860 THRU CURRENT
MT17	PILASTER	36" SHELF STANDARD	403-174A	1300860 THRU CURRENT
MT17-54	PILASTER	36" SHELF STANDARD	403-174A	1300860 THRU CURRENT
MT21	PILASTER	48" SHELF STANDARD	403-092A	1300860 THRU CURRENT
MT21	PILASTER	54" SHELF STANDARD	403-096A	1300860 THRU CURRENT
MT23	PILASTER	48" SHELF STANDARD	403-092A	1300860 THRU CURRENT
MT23	PILASTER	54" SHELF STANDARD	403-096A	1300860 THRU CURRENT
MT27	PILASTER	48" SHELF STANDARD	403-092A	1300860 THRU CURRENT
MT33	PILASTER	48" SHELF STANDARD	403-092A	1300860 THRU CURRENT
MT33	PILASTER	54" SHELF STANDARD	403-096A	1300860 THRU CURRENT
MT35	PILASTER	48" SHELF STANDARD	403-092A	1300860 THRU CURRENT
MT35	PILASTER	54" SHELF STANDARD	403-096A	1300860 THRU CURRENT
MT38	PILASTER	48" SHELF STANDARD	403-092A	1300860 THRU CURRENT
MT38	PILASTER	54" SHELF STANDARD	403-096A	1300860 THRU CURRENT
MT45	PILASTER	48" SHELF STANDARD	403-092A	1300860 THRU CURRENT
MT45	PILASTER	54" SHELF STANDARD	403-096A	1300860 THRU CURRENT
MT49	PILASTER	48" SHELF STANDARD	403-092A	1300860 THRU CURRENT
MT49	PILASTER	54" SHELF STANDARD	403-096A	1300860 THRU CURRENT
MT66	PILASTER	48" SHELF STANDARD	403-092A	1300860 THRU CURRENT
MT66	PILASTER	54" SHELF STANDARD	403-096A	1300860 THRU CURRENT
MT72	PILASTER	54" SHELF STANDARD	403-096A	1300860 THRU CURRENT
UR20	PILASTER	18" SHELF STANDARD	403-335A	1300860 THRU CURRENT

ACCESSORIES

UR30	PILASTER	18" SHELF STANDARD	403-335A	1300860 THRU CURRENT
BZ13	PILASTER ASSY.	REAR	59D33-032D-01	4500000 THRU CURRENT
BZ16	PILASTER ASSY.	REAR	59D05-023D-01	4500000 THRU CURRENT
MT10	PILASTER SCREW	8-32 HEX SHOULDER ZP	603-304A	1300860 THRU CURRENT
MT12	PILASTER SCREW	8-32 HEX SHOULDER ZP	603-304A	1300860 THRU CURRENT
MT14	PILASTER SCREW	8-32 HEX SHOULDER ZP	603-304A	1300860 THRU CURRENT
MT15	PILASTER SCREW	8-32 HEX SHOULDER ZP	603-304A	1300860 THRU CURRENT
MT17	PILASTER SCREW	8-32 HEX SHOULDER ZP	603-304A	1300860 THRU CURRENT
MT21	PILASTER SCREW	8-32 HEX SHOULDER ZP	603-304A	1300860 THRU CURRENT
MT23	PILASTER SCREW	8-32 HEX SHOULDER ZP	603-304A	1300860 THRU CURRENT
MT27	PILASTER SCREW	8-32 HEX SHOULDER ZP	603-304A	1300860 THRU CURRENT
MT33	PILASTER SCREW	8-32 HEX SHOULDER ZP	603-304A	1300860 THRU CURRENT
MT35	PILASTER SCREW	8-32 HEX SHOULDER ZP	603-304A	1300860 THRU CURRENT
MT38	PILASTER SCREW	8-32 HEX SHOULDER ZP	603-304A	1300860 THRU CURRENT
MT45	PILASTER SCREW	8-32 HEX SHOULDER ZP	603-304A	1300860 THRU CURRENT
MT49	PILASTER SCREW	8-32 HEX SHOULDER ZP	603-304A	1300860 THRU CURRENT
MT66	PILASTER SCREW	8-32 HEX SHOULDER ZP	603-304A	1300860 THRU CURRENT
MT72	PILASTER SCREW	8-32 HEX SHOULDER ZP	603-304A	1300860 THRU CURRENT
UR20	PILASTER SCREW	8-32 HEX SHOULDER ZP	603-304A	1300860 THRU CURRENT
UR30	PILASTER SCREW	8-32 HEX SHOULDER ZP	603-304A	1300860 THRU CURRENT
MM14	PLASTIC WASHER	1/2"X3/4"	401-218A	8123598 THRU CURRENT
MM27	PLASTIC WASHER	1/2"X3/4"	401-218A	8123598 THRU CURRENT
MT10	PLASTIC WASHER	1/2"X3/4"	401-218A	8123598 THRU CURRENT
MT12	PLASTIC WASHER	1/2"X3/4"	401-218A	8123598 THRU CURRENT
MT14	PLASTIC WASHER	1/2"X3/4"	401-218A	8123598 THRU CURRENT
MT18	PLASTIC WASHER	1/2"X3/4"	401-218A	8123598 THRU CURRENT
MT19	PLASTIC WASHER	1/2"X3/4"	401-218A	8123598 THRU CURRENT
MT21	PLASTIC WASHER	1/2"X3/4"	401-218A	8123598 THRU CURRENT
MT23	PLASTIC WASHER	1/2"X3/4"	401-218A	8123598 THRU CURRENT
MT27	PLASTIC WASHER	1/2"X3/4"	401-218A	8123598 THRU CURRENT
MT49	PLASTIC WASHER	1/2"X3/4"	401-218A	8123598 THRU CURRENT
MT72	PLASTIC WASHER	1/2"X3/4"	401-218A	8123598 THRU CURRENT
UR20	PLASTIC WASHER	1/2"X3/4"	401-218A	1304468 THRU CURRENT
UR30	PLASTIC WASHER	1/2"X3/4"	401-218A	1304468 THRU CURRENT
BZ13	PROBE TUBE	EVAP. COIL	49A31-008A	4500000 THRU CURRENT
MT15	REAR ASSEMBLY KIT	CONVERSION KIT	61C31-217A	3441092 THRU CURRENT
BZ13	REFRIGERATION ASSEMBLY	DECK COMPLETE 115V/60HZ	49B36-433D-01	4500000 THRU CURRENT
BZ16	REFRIGERATION ASSEMBLY	DECK COMPLETE 115V/60HZ	49B36-425D-01	4500000 THRU CURRENT
EZA84	REFRIGERATION ASSEMBLY	COMPLETE 115V/60HZ	19B36-096D-01	4303135 THRU CURRENT
MM14	REFRIGERATION ASSEMBLY	REAR AIR FLOW	49B36-419D-02	4303135 THRU CURRENT
MM27	REFRIGERATION ASSEMBLY	FRONT AIR FLOW	49B36-398D-01	1306139 THRU CURRENT
MM27	REFRIGERATION ASSEMBLY	REAR AIR FLOW	49B36-398D-04	1306139 THRU CURRENT
MT12	REFRIGERATION ASSEMBLY	REAR AIR FLOW	49B36-399D-01	4271028 THRU CURRENT
MT14	REFRIGERATION ASSEMBLY	REAR AIR FLOW	49B36-403D-01	4303135 THRU CURRENT
MT15	REFRIGERATION ASSEMBLY	REAR AIR FLOW	49B36-422D-01	4879792 THRU CURRENT
MT15	REFRIGERATION ASSEMBLY	FRONT AIR FLOW	49B36-422D-03	4879792 THRU CURRENT
MT15 -54	REFRIGERATION ASSEMBLY	REAR AIR FLOW	49B36-418D-01	3134763 THRU CURRENT
MT15 -54	REFRIGERATION ASSEMBLY	FRONT AIR FLOW	49B36-418D-03	3134763 THRU CURRENT
MT17	REFRIGERATION ASSEMBLY	REAR AIR FLOW	49B36-422D-03	4879521 THRU CURRENT
MT17	REFRIGERATION ASSEMBLY	FRONT AIR FLOW	49B36-422D-04	4879521 THRU CURRENT
MT17 -54	REFRIGERATION ASSEMBLY	REAR AIR FLOW	49B36-418D-02	4303135 THRU CURRENT
MT17 -54	REFRIGERATION ASSEMBLY	FRONT AIR FLOW	49B36-418D-04	3134763 THRU CURRENT
MT19	REFRIGERATION ASSEMBLY	REAR AIR FLOW	49B36-409D-01	4303135 THRU CURRENT
MT21	REFRIGERATION ASSEMBLY	REAR AIR FLOW	49B36-342D	1306139 THRU CURRENT
MT21	REFRIGERATION ASSEMBLY	FRONT AIR FLOW	49B36-382D-01	1306139 THRU CURRENT
MT22	REFRIGERATION ASSEMBLY	FRONT AIR FLOW	49B36-375D	4303135 THRU CURRENT
MT23	REFRIGERATION ASSEMBLY	REAR AIR FLOW	49B36-414D-01	4303135 THRU CURRENT
MT27	REFRIGERATION ASSEMBLY	FRONT AIR FLOW	49B36-398D-01	1306139 THRU CURRENT

ACCESSORIES

MT27	REFRIGERATION ASSEMBLY	FRONT AIR FLOW	49B36-398D-01	1306139 THRU CURRENT
MT33	REFRIGERATION ASSEMBLY	REAR AIR FLOW	49B36-299D	1306139 THRU CURRENT
MT33	REFRIGERATION ASSEMBLY	FRONT AIR FLOW	49B36-311D	1306139 THRU CURRENT
MT35	REFRIGERATION ASSEMBLY	REAR AIR FLOW	49B36-415D-01	4303135 THRU CURRENT
MT38	REFRIGERATION ASSEMBLY	REAR AIR FLOW	49B36-302D	1306139 THRU CURRENT
MT38	REFRIGERATION ASSEMBLY	FRONT AIR FLOW	49B36-314D	1306139 THRU CURRENT
MT45	REFRIGERATION ASSEMBLY	REAR AIR FLOW	49B36-305D	1306139 THRU CURRENT
MT45	REFRIGERATION ASSEMBLY	FRONT AIR FLOW	49B36-317D	1306139 THRU CURRENT
MT49	REFRIGERATION ASSEMBLY	FRONT AIR FLOW	49B36-320D	2112810 THRU CURRENT
SLM48	REFRIGERATION ASSEMBLY	REAR AIR FLOW	49B36-308D	2112810 THRU CURRENT
UR20	REFRIGERATION ASSEMBLY	115V/60HZ	19B36-056D-01	1306139 THRU CURRENT
UR30	REFRIGERATION ASSEMBLY	115V/60HZ	19B36-056D-03	4303135 THRU CURRENT
BZ16	REFRIGERATION ASSEMBLY	115V/60HZ	49B36-425D-01	3133015 THRU CURRENT
EZA84	REFRIGERATION ASSEMBLY	115V/60HZ	19B36-096D-01	3133015 THRU CURRENT
BZ13	REFRIGERATION DECK	DECK COMPLETE 115V/60HZ	49B36-433D-01	3133015 THRU CURRENT
EZA84	REFRIGERATION DECK	DECK COMPLETE 115V/60HZ	19B37-002D-01	3133015 THRU CURRENT
UR20	REFRIGERATION SYSTEM	115V60HZ	19B36-056D-01	3111474 THRU 4303134
UR30	REFRIGERATION SYSTEM	115V60HZ	19B36-056D-03	3111474 THRU 4303134
UR30	REFRIGERATION SYSTEM	115V60HZ	19B36-094D-01	4303135 THRU CURRENT
BZ16	RELAY	TEC - 820ARR3C29 220V/60HZ	302-427A	3133015 THRU CURRENT
BZ16	RELAY	GE - 3ARR3-85@N4 220V/50HZ	302-559A	3133015 THRU CURRENT
EZA84	RELAY	TI - 9660-071-161 115V/60HZ	302-677A	3133015 THRU CURRENT
MM14	RELAY	TI - 9660-040-135 220V/60HZ	302-975A	3133015 THRU CURRENT
MM14	RELAY	501-96187 115V/60HZ	314-018A	3133015 THRU CURRENT
MM27	RELAY	9660-042-182 115V/60HZ	302-350A	3133015 THRU CURRENT
MM27	RELAY	3ARR12-PL22 115V/60HZ	302-909A	3441092 THRU CURRENT
MM27	RELAY	GE - 3ARR12-PL24 220V/60HZ	302-915A	3133015 THRU CURRENT
MM27	RELAY	TI - 9660-042-149 220V/50HZ	302-399A	3133015 THRU CURRENT
MT 22	RELAY	3ARR12-PL22 115V/60HZ	302-909A	3133015 THRU CURRENT
MT10	RELAY	9660-042-166 115V/60HZ	302-617A	3133015 THRU CURRENT
MT10	RELAY	TEC- 8200EMB564 220V/50HZ	314-010A	3133015 THRU CURRENT
MT12	RELAY	9660-042-166 115V/60HZ	302-617A	3133015 THRU CURRENT
MT12	RELAY	TEC-8200EMB564 220V/50HZ	314-010A	3133015 THRU CURRENT
MT14	RELAY	9660-042-166 115V/60HZ	302-617A	3133015 THRU CURRENT
MT14	RELAY	TEC-8200EMB564 220V/50HZ	314-010A	3133015 THRU CURRENT
MT15	RELAY	9660-042-182 115V/60HZ	302-350A	3134764 THRU CURRENT
MT15	RELAY	TI - 9660-042-149 220V/50HZ	302-399A	3133015 THRU CURRENT
MT15	RELAY	3ARR12-PL22 115V/60HZ	302-909A	3441092 THRU CURRENT
MT15	RELAY	GE- 3ARR12-PL24 220V/60HZ	302-915A	3133015 THRU CURRENT
MT15-54	RELAY	TI- 9660-042-149 220V/50HZ	302-399A	3133015 THRU CURRENT
MT15-54	RELAY	GE-3ARR12-PL24 220V/60HZ	302-915A	3133015 THRU CURRENT
MT17	RELAY	9660-042-182 115V/60HZ	302-350A	3134764 THRU CURRENT
MT17	RELAY	TI-9660-042-149 220V/50HZ	302-399A	3133015 THRU CURRENT
MT17	RELAY	3ARR12-PL22 115V/60HZ	302-909A	3441092 THRU CURRENT
MT17	RELAY	GE - 3ARR12-PL24 220V/60HZ	302-915A	3133015 THRU CURRENT
MT17-54	RELAY	TI - 9660-042-149 220V/50HZ	302-399A	3133015 THRU CURRENT
MT17-54	RELAY	GE - 3ARR12-PL24 220V/60HZ	302-915A	3133015 THRU CURRENT
MT18	RELAY	TI - 9660-042-149 220V/50HZ	302-399A	3133015 THRU CURRENT
MT18	RELAY	9660-042-176 115V/60HZ	302-646A	3201507 THRU CURRENT
MT18	RELAY	9660-071-175 115V/60HZ	302-992A	3441092 THRU CURRENT
MT19	RELAY	9660-042-176 115V/60HZ	302-646A	3201507 THRU CURRENT
MT19	RELAY	TEC-8200EMB564 220V/50HZ	314-010A	3133015 THRU CURRENT
MT19-54	RELAY	9660-042-176 115V/60HZ	302-646A	3201507 THRU CURRENT
MT21	RELAY	9660-042-182 115V/60HZ	302-350A	3133015 THRU CURRENT
MT21	RELAY	3ARR12-PL22 115V/60HZ	302-909A	3441092 THRU CURRENT
MT21	RELAY	GE-3ARR12-PL24 220V/60HZ	302-915A	3133015 THRU CURRENT
MT21	RELAY	TI -9660-042-149 220V/50HZ	302-399A	3133015 THRU CURRENT
MT23	RELAY	3ARR12-PL22 115V/60HZ	302-909A	3441092 THRU CURRENT

ACCESSORIES

MT23	RELAY	GE - 3ARR12-PL24 220V/60HZ	302-915A	3133015 THRU CURRENT
MT23	RELAY	TI - 9660-042-149 220V/50HZ	302-399A	3133015 THRU CURRENT
MT27	RELAY	514-1211-76 FOR BARE TUBE CONDENSER	317-018A	6369826 THRU CURRENT
MT27	RELAY	9660-042-182 115V/60HZ	302-350A	3133015 THRU CURRENT
MT27	RELAY	3ARR12-PL22 115V/60HZ	302-909A	3441092 THRU CURRENT
MT27	RELAY	GE-3ARR12-PL24 220V/60HZ	302-915A	3133015 THRU CURRENT
MT33	RELAY	3ARR2-KCR181S 115V/60HZ	302-290A	3129275 THRU CURRENT
MT33	RELAY	3ARR2-KCR178S 220V/50HZ	302-933A	3133015 THRU CURRENT
MT33	RELAY	GE-3ARR12-PL24 220V/60HZ	302-935A	3133015 THRU CURRENT
MT35	RELAY	3ARR2-KCR181S 115V/60HZ	302-290A	3129275 THRU CURRENT
MT35	RELAY	3ARR2-KCR178S 220V/50HZ	302-933A	3133015 THRU CURRENT
MT35	RELAY	GE - 3ARR12-PL24 220V/60HZ	302-935A	3133015 THRU CURRENT
MT38	RELAY	3ARR2-KCR181S 115V/60HZ	302-290A	3129275 THRU CURRENT
MT38	RELAY	3ARR2-KCR178S 220V/50HZ	302-933A	3133015 THRU CURRENT
MT38	RELAY	GE - 3ARR12-PL24 220V/60HZ	302-935A	3133015 THRU CURRENT
MT45	RELAY	3ARR2-KCR178S 220V/50HZ	302-933A	3133015 THRU CURRENT
MT45	RELAY	GE - 3ARR12-PL24 220V/60HZ	302-935A	3133015 THRU CURRENT
MT45	RELAY	3ARR2-KCR181S 115V/60HZ	302-290A	3124717 THRU CURRENT
MT49	RELAY	3ARR2-KCR181S 115V/60HZ	302-290A	3124717 THRU CURRENT
MT49	RELAY	3ARR2-KCR178S 220V/50HZ	302-933A	3133015 THRU CURRENT
MT49	RELAY	GE - 3ARR12-PL24 220V/60HZ	302-935A	3133015 THRU CURRENT
MT66	RELAY	145-175/110 115V/60HZ	302-341A	3441092 THRU CURRENT
MT66	RELAY	TEC - 820ARR3C29 220V/60HZ	302-427A	3133015 THRU CURRENT
MT66	RELAY	GE - 3ARR3-85@N4 220V/50HZ	302-559A	3133015 THRU CURRENT
MT72	RELAY	145-175/110 115V/60HZ	302-341A	3441092 THRU CURRENT
MT72	RELAY	TEC - 820ARR3C29 220V/60HZ	302-427A	3133015 THRU CURRENT
MT72	RELAY	GE - 3ARR3-85@N4 220V/50HZ	302-559A	3133015 THRU CURRENT
SLM48	RELAY	3ARR2-KCR181S 115V/60HZ	302-290A	3124717 THRU CURRENT
SLM48	RELAY	3ARR2-KCR178S 220V/50HZ	302-933A	3133015 THRU CURRENT
SLM48	RELAY	GE - 3ARR12-PL24 220V/60HZ	302-935A	3133015 THRU CURRENT
UR30	RELAY	TI - 9660-041-161 115V/60HZ	302-677A	3111474 THRU 4303134
UR30	RELAY	TI - 8EAZ203 220V/50HZ	302-940A	3133015 THRU CURRENT
BZ13	RELAY	GE - 3ARR2-KCR181S 115V/60HZ	302-290A	3133015 THRU CURRENT
UR20	RELAY	TI - 9660-041-161 115V/60HZ	302-677A	3111474 THRU 4303134
UR30	RELAY	TI - 9660-041-161 115V/60HZ	302-677A	4303135 THRU CURRENT
BZ16	RELAY	3ARR3-B3TPI 115V/60HZ	302-341A	3133015 THRU CURRENT
BZ13	RELAY/CAP ASSEMBLY	TEC - AE1227-021 115V/60HZ	302-718A	3133015 THRU CURRENT
MT21	RETAINER - RECEPTICAL	FOR EVAP. COVER	604-138A	1306140 THRU 6466173
MT23	RETAINER - RECEPTICAL	FOR EVAP. COVER	604-138A	1306140 THRU 6466173
MT27	RETAINER - RECEPTICAL	FOR EVAP. COVER	604-138A	1306140 THRU 6466173
MT33	RETAINER - RECEPTICAL	FOR EVAP. COVER	604-138A	1306140 THRU 6466173
MT35	RETAINER - RECEPTICAL	FOR EVAP. COVER	604-138A	1306140 THRU 6466173
MT38	RETAINER - RECEPTICAL	FOR EVAP. COVER	604-138A	1306140 THRU 6466173
MT45	RETAINER - RECEPTICAL	FOR EVAP. COVER	604-138A	1306140 THRU 6466173
MT49	RETAINER - RECEPTICAL	FOR EVAP. COVER	604-138A	1306140 THRU 6466173
MT66	RETAINER - RECEPTICAL	FOR EVAP. COVER	604-138A	1306140 THRU 6466173
MT72	RETAINER - RECEPTICAL	FOR EVAP. COVER	604-138A	1306140 THRU 6466173
SLM48	RETAINER - RECEPTICAL	FOR EVAP. COVER	604-138A	1306140 THRU 6466173
MT21	RETAINER SCREW	FOR EVAP. COVER - PTSM #8 X 3/4 SS	601-011A--	6466174 THRU CURRENT
MT23	RETAINER SCREW	FOR EVAP. COVER - PTSM #8 X 3/4 SS	601-011A--	6466174 THRU CURRENT
MT27	RETAINER SCREW	FOR EVAP. COVER - PTSM #8 X 3/4 SS	601-011A--	6466174 THRU CURRENT
MT33	RETAINER SCREW	FOR EVAP. COVER - PTSM #8 X 3/4 SS	601-011A--	6466174 THRU CURRENT
MT35	RETAINER SCREW	FOR EVAP. COVER - PTSM #8 X 3/4 SS	601-011A--	6466174 THRU CURRENT
MT38	RETAINER SCREW	FOR EVAP. COVER - PTSM #8 X 3/4 SS	601-011A--	6466174 THRU CURRENT
MT45	RETAINER SCREW	FOR EVAP. COVER - PTSM #8 X 3/4 SS	601-011A--	6466174 THRU CURRENT
MT49	RETAINER SCREW	FOR EVAP. COVER - PTSM #8 X 3/4 SS	601-011A--	6466174 THRU CURRENT
MT66	RETAINER SCREW	FOR EVAP. COVER - PTSM #8 X 3/4 SS	601-011A--	6466174 THRU CURRENT
MT72	RETAINER SCREW	FOR EVAP. COVER - PTSM #8 X 3/4 SS	601-011A--	6466174 THRU CURRENT

ACCESSORIES

SLM48	RETAINER SCREW	FOR EVAP. COVER - PTSM #8 X 3/4 SS	601-011A--	6466174 THRU CURRENT
MT21	RETAINER-SCREW	FOR EVAP. COVER	601-025A--	6466174 THRU CURRENT
MT23	RETAINER-SCREW	FOR EVAP. COVER	601-025A--	6466174 THRU CURRENT
MT27	RETAINER-SCREW	FOR EVAP. COVER	601-025A--	6466174 THRU CURRENT
MT33	RETAINER-SCREW	FOR EVAP. COVER	601-025A--	6466174 THRU CURRENT
MT35	RETAINER-SCREW	FOR EVAP. COVER	601-025A--	6466174 THRU CURRENT
MT38	RETAINER-SCREW	FOR EVAP. COVER	601-025A--	6466174 THRU CURRENT
MT45	RETAINER-SCREW	FOR EVAP. COVER	601-025A--	6466174 THRU CURRENT
MT49	RETAINER-SCREW	FOR EVAP. COVER	601-025A--	6466174 THRU CURRENT
MT66	RETAINER-SCREW	FOR EVAP. COVER	601-025A--	6466174 THRU CURRENT
MT72	RETAINER-SCREW	FOR EVAP. COVER	601-025A--	6466174 THRU CURRENT
SLM48	RETAINER-SCREW	FOR EVAP. COVER	601-025A--	6466174 THRU CURRENT
MT21	RETAINER-STUD 1/4 TURN	FOR EVAP. COVER	604-137A	1306140 THRU 6466173
MT23	RETAINER-STUD 1/4 TURN	FOR EVAP. COVER	604-137A	1306140 THRU 6466173
MT27	RETAINER-STUD 1/4 TURN	FOR EVAP. COVER	604-137A	1306140 THRU 6466173
MT33	RETAINER-STUD 1/4 TURN	FOR EVAP. COVER	604-137A	1306140 THRU 6466173
MT35	RETAINER-STUD 1/4 TURN	FOR EVAP. COVER	604-137A	1306140 THRU 6466173
MT38	RETAINER-STUD 1/4 TURN	FOR EVAP. COVER	604-137A	1306140 THRU 6466173
MT45	RETAINER-STUD 1/4 TURN	FOR EVAP. COVER	604-137A	1306140 THRU 6466173
MT49	RETAINER-STUD 1/4 TURN	FOR EVAP. COVER	604-137A	1306140 THRU 6466173
MT66	RETAINER-STUD 1/4 TURN	FOR EVAP. COVER	604-137A	1306140 THRU 6466173
MT72	RETAINER-STUD 1/4 TURN	FOR EVAP. COVER	604-137A	1306140 THRU 6466173
SLM48	RETAINER-STUD 1/4 TURN	FOR EVAP. COVER	604-137A	1306140 THRU 6466173
MM14	REVERSING FAN KIT	COVER - ONLY- TIMER HOUSING	49A36-065D-03	UP TO 5856840
MM14	REVERSING FAN KIT	MOTOR-ONLY REVERSIBLE 12W 115/60	501-156B-01	UP TO 5856840
MM14	REVERSING FAN KIT	TIMER - ONLY- REVERSING FAN	502-319D-01	UP TO 5856840
MM14	REVERSING FAN KIT	WIRE HARNESS ONLY-REV FAN KIT	504-892C	UP TO 5856840
MM14	REVERSING FAN KIT	RECEPTACLE PLUG - ONLY	505-149B	UP TO 5856840
MM14	REVERSING FAN KIT	MOTOR SCREW-ONLY	603-437A	UP TO 5856840
MM14	REVERSING FAN KIT	FAN SILENCER - ONLY	603-474A	UP TO 5856840
MM14	REVERSING FAN KIT	CONDENSER FAN MOTOR KIT IL-2058D	63C32-096A	UP TO 5856840
MM27	REVERSING FAN KIT	COVER - ONLY- TIMER HOUSING	49A36-065D-03	UP TO 5856840
MM27	REVERSING FAN KIT	MOTOR-ONLY REVERSIBLE 12W 115/60	501-156B-01	UP TO 5856840
MM27	REVERSING FAN KIT	TIMER - ONLY- REVERSING FAN	502-319D-01	UP TO 5856840
MM27	REVERSING FAN KIT	WIRE HARNESS ONLY-REV FAN KIT	504-892C	UP TO 5856840
MM27	REVERSING FAN KIT	RECEPTACLE PLUG - ONLY	505-149B	UP TO 5856840
MM27	REVERSING FAN KIT	MOTOR SCREW-ONLY	603-437A	UP TO 5856840
MM27	REVERSING FAN KIT	FAN SILENCER - ONLY	603-474A	UP TO 5856840
MM27	REVERSING FAN KIT	CONDENSER FAN MOTOR KIT IL-2004D	63C32-096A	UP TO 5856840
MT10	REVERSING FAN KIT	COVER - ONLY- TIMER HOUSING	49A36-065D-03	UP TO 5856840
MT10	REVERSING FAN KIT	MOTOR-ONLY REVERSIBLE 12W 115/60	501-156B-01	UP TO 5856840
MT10	REVERSING FAN KIT	TIMER - ONLY- REVERSING FAN	502-319D-01	UP TO 5856840
MT10	REVERSING FAN KIT	WIRE HARNESS ONLY-REV FAN KIT	504-892C	UP TO 5856840
MT10	REVERSING FAN KIT	RECEPTACLE PLUG - ONLY	505-149B	UP TO 5856840
MT10	REVERSING FAN KIT	MOTOR SCREW-ONLY	603-437A	UP TO 5856840
MT10	REVERSING FAN KIT	FAN SILENCER - ONLY	603-474A	UP TO 5856840
MT10	REVERSING FAN KIT	CONDENSER FAN MOTOR KIT IL-2000D	63C32-096A	UP TO 5856840
MT12	REVERSING FAN KIT	COVER - ONLY- TIMER HOUSING	49A36-065D-03	UP TO 5856840
MT12	REVERSING FAN KIT	MOTOR-ONLY REVERSIBLE 12W 115/60	501-156B-01	UP TO 5856840
MT12	REVERSING FAN KIT	TIMER - ONLY- REVERSING FAN	502-319D-01	UP TO 5856840
MT12	REVERSING FAN KIT	WIRE HARNESS ONLY-REV FAN KIT	504-892C	UP TO 5856840
MT12	REVERSING FAN KIT	RECEPTACLE PLUG - ONLY	505-149B	UP TO 5856840
MT12	REVERSING FAN KIT	MOTOR SCREW-ONLY	603-437A	UP TO 5856840
MT12	REVERSING FAN KIT	FAN SILENCER - ONLY	603-474A	UP TO 5856840
MT12	REVERSING FAN KIT	CONDENSER FAN MOTOR KIT IL-2000D	63C32-096A	UP TO 5856840
MT14	REVERSING FAN KIT	COVER - ONLY- TIMER HOUSING	49A36-065D-03	UP TO 5856840
MT14	REVERSING FAN KIT	MOTOR-ONLY REVERSIBLE 12W 115/60	501-156B-01	UP TO 5856840
MT14	REVERSING FAN KIT	TIMER - ONLY- REVERSING FAN	502-319D-01	UP TO 5856840

ACCESSORIES

MT14	REVERSING FAN KIT	WIRE HARNESS ONLY-REV FAN KIT	504-892C	UP TO 5856840
MT14	REVERSING FAN KIT	RECEPTACLE PLUG - ONLY	505-149B	UP TO 5856840
MT14	REVERSING FAN KIT	MOTOR SCREW-ONLY	603-437A	UP TO 5856840
MT14	REVERSING FAN KIT	FAN SILENCER - ONLY	603-474A	UP TO 5856840
MT14	REVERSING FAN KIT	CONDENSER FAN MOTOR KIT IL-2000D	63C32-096A	UP TO 5856840
MT15	REVERSING FAN KIT	COVER - ONLY- TIMER HOUSING	49A36-065D-03	UP TO 5856840
MT15	REVERSING FAN KIT	MOTOR-ONLY REVERSIBLE 12W 115/60	501-156B-01	UP TO 5856840
MT15	REVERSING FAN KIT	TIMER - ONLY- REVERSING FAN	502-319D-01	UP TO 5856840
MT15	REVERSING FAN KIT	WIRE HARNESS ONLY-REV FAN KIT	504-892C	UP TO 5856840
MT15	REVERSING FAN KIT	RECEPTACLE PLUG - ONLY	505-149B	UP TO 5856840
MT15	REVERSING FAN KIT	MOTOR SCREW-ONLY	603-437A	UP TO 5856840
MT15	REVERSING FAN KIT	FAN SILENCER - ONLY	603-474A	UP TO 5856840
MT15	REVERSING FAN KIT	CONDENSER FAN MOTOR KIT IL-2000D	63C32-096A	UP TO 5856840
MT15-54	REVERSING FAN KIT	COVER - ONLY- TIMER HOUSING	49A36-065D-03	UP TO 5856840
MT15-54	REVERSING FAN KIT	MOTOR-ONLY REVERSIBLE 12W 115/60	501-156B-01	UP TO 5856840
MT15-54	REVERSING FAN KIT	TIMER - ONLY- REVERSING FAN	502-319D-01	UP TO 5856840
MT15-54	REVERSING FAN KIT	WIRE HARNESS ONLY-REV FAN KIT	504-892C	UP TO 5856840
MT15-54	REVERSING FAN KIT	RECEPTACLE PLUG - ONLY	505-149B	UP TO 5856840
MT15-54	REVERSING FAN KIT	MOTOR SCREW-ONLY	603-437A	UP TO 5856840
MT15-54	REVERSING FAN KIT	FAN SILENCER - ONLY	603-474A	UP TO 5856840
MT15-54	REVERSING FAN KIT	CONDENSER FAN MOTOR KIT IL-2000D	63C32-096A	UP TO 5856840
MT17	REVERSING FAN KIT	COVER - ONLY- TIMER HOUSING	49A36-065D-03	UP TO 5856840
MT17	REVERSING FAN KIT	MOTOR-ONLY REVERSIBLE 12W 115/60	501-156B-01	UP TO 5856840
MT17	REVERSING FAN KIT	TIMER - ONLY- REVERSING FAN	502-319D-01	UP TO 5856840
MT17	REVERSING FAN KIT	WIRE HARNESS ONLY-REV FAN KIT	504-892C	UP TO 5856840
MT17	REVERSING FAN KIT	RECEPTACLE PLUG - ONLY	505-149B	UP TO 5856840
MT17	REVERSING FAN KIT	MOTOR SCREW-ONLY	603-437A	UP TO 5856840
MT17	REVERSING FAN KIT	FAN SILENCER - ONLY	603-474A	UP TO 5856840
MT17	REVERSING FAN KIT	CONDENSER FAN MOTOR KIT IL-2000D	63C32-096A	UP TO 5856840
MT17-54	REVERSING FAN KIT	COVER - ONLY- TIMER HOUSING	49A36-065D-03	UP TO 5856840
MT17-54	REVERSING FAN KIT	MOTOR-ONLY REVERSIBLE 12W 115/60	501-156B-01	UP TO 5856840
MT17-54	REVERSING FAN KIT	TIMER - ONLY- REVERSING FAN	502-319D-01	UP TO 5856840
MT17-54	REVERSING FAN KIT	WIRE HARNESS ONLY-REV FAN KIT	504-892C	UP TO 5856840
MT17-54	REVERSING FAN KIT	RECEPTACLE PLUG - ONLY	505-149B	UP TO 5856840
MT17-54	REVERSING FAN KIT	MOTOR SCREW-ONLY	603-437A	UP TO 5856840
MT17-54	REVERSING FAN KIT	FAN SILENCER - ONLY	603-474A	UP TO 5856840
MT17-54	REVERSING FAN KIT	CONDENSER FAN MOTOR KIT IL-2000D	63C32-096A	UP TO 5856840
MT19	REVERSING FAN KIT	COVER - ONLY- TIMER HOUSING	49A36-065D-03	UP TO 5856840
MT19	REVERSING FAN KIT	MOTOR-ONLY REVERSIBLE 12W 115/60	501-156B-01	UP TO 5856840
MT19	REVERSING FAN KIT	TIMER - ONLY- REVERSING FAN	502-319D-01	UP TO 5856840
MT19	REVERSING FAN KIT	WIRE HARNESS ONLY-REV FAN KIT	504-892C	UP TO 5856840
MT19	REVERSING FAN KIT	RECEPTACLE PLUG - ONLY	505-149B	UP TO 5856840
MT19	REVERSING FAN KIT	MOTOR SCREW-ONLY	603-437A	UP TO 5856840
MT19	REVERSING FAN KIT	FAN SILENCER - ONLY	603-474A	UP TO 5856840
MT19	REVERSING FAN KIT	CONDENSER FAN MOTOR KIT IL-2000D	63C32-096A	UP TO 5856840
MT23	REVERSING FAN KIT	COVER - ONLY- TIMER HOUSING	49A36-065D-03	UP TO 5856840
MT23	REVERSING FAN KIT	MOTOR-ONLY REVERSIBLE 12W 115/60	501-156B-01	UP TO 5856840
MT23	REVERSING FAN KIT	TIMER - ONLY- REVERSING FAN	502-319D-01	UP TO 5856840
MT23	REVERSING FAN KIT	WIRE HARNESS ONLY-REV FAN KIT	504-892C	UP TO 5856840
MT23	REVERSING FAN KIT	RECEPTACLE PLUG - ONLY	505-149B	UP TO 5856840
MT23	REVERSING FAN KIT	MOTOR SCREW-ONLY	603-437A	UP TO 5856840
MT23	REVERSING FAN KIT	FAN SILENCER - ONLY	603-474A	UP TO 5856840
MT23	REVERSING FAN KIT	CONDENSER FAN MOTOR KIT IL-2058D	63C32-096A	UP TO 5856840
MT27	REVERSING FAN KIT	COVER - ONLY- TIMER HOUSING	49A36-065D-03	UP TO 5856840
MT27	REVERSING FAN KIT	MOTOR-ONLY REVERSIBLE 12W 115/60	501-156B-01	UP TO 5856840
MT27	REVERSING FAN KIT	TIMER - ONLY- REVERSING FAN	502-319D-01	UP TO 5856840
MT27	REVERSING FAN KIT	WIRE HARNESS ONLY-REV FAN KIT	504-892C	UP TO 5856840
MT27	REVERSING FAN KIT	RECEPTACLE PLUG - ONLY	505-149B	UP TO 5856840

ACCESSORIES

MT27	REVERSING FAN KIT	MOTOR SCREW-ONLY	603-437A	UP TO 5856840
MT27	REVERSING FAN KIT	FAN SILENCER - ONLY	603-474A	UP TO 5856840
MT27	REVERSING FAN KIT	CONDENSER FAN MOTOR KIT IL-2004D	63C32-096A	UP TO 5856840
MT33	REVERSING FAN KIT	COVER - ONLY- TIMER HOUSING	49A36-065D-03	UP TO 5856840
MT33	REVERSING FAN KIT	MOTOR-ONLY REVERSIBLE 12W 115/60	501-156B-01	UP TO 5856840
MT33	REVERSING FAN KIT	TIMER - ONLY- REVERSING FAN	502-319D-01	UP TO 5856840
MT33	REVERSING FAN KIT	WIRE HARNESS ONLY-REV FAN KIT	504-892C	UP TO 5856840
MT33	REVERSING FAN KIT	RECEPTACLE PLUG - ONLY	505-149B	UP TO 5856840
MT33	REVERSING FAN KIT	MOTOR SCREW-ONLY	603-437A	UP TO 5856840
MT33	REVERSING FAN KIT	FAN SILENCER - ONLY	603-474A	UP TO 5856840
MT33	REVERSING FAN KIT	CONDENSER FAN MOTOR KIT IL-2003D	63C32-096A	UP TO 5856840
MT35	REVERSING FAN KIT	COVER - ONLY- TIMER HOUSING	49A36-065D-03	UP TO 5856840
MT35	REVERSING FAN KIT	MOTOR-ONLY REVERSIBLE 12W 115/60	501-156B-01	UP TO 5856840
MT35	REVERSING FAN KIT	TIMER - ONLY- REVERSING FAN	502-319D-01	UP TO 5856840
MT35	REVERSING FAN KIT	WIRE HARNESS ONLY-REV FAN KIT	504-892C	UP TO 5856840
MT35	REVERSING FAN KIT	RECEPTACLE PLUG - ONLY	505-149B	UP TO 5856840
MT35	REVERSING FAN KIT	MOTOR SCREW-ONLY	603-437A	UP TO 5856840
MT35	REVERSING FAN KIT	FAN SILENCER - ONLY	603-474A	UP TO 5856840
MT35	REVERSING FAN KIT	CONDENSER FAN MOTOR KIT IL-2003D	63C32-096A	UP TO 5856840
MT38	REVERSING FAN KIT	COVER - ONLY- TIMER HOUSING	49A36-065D-03	UP TO 5856840
MT38	REVERSING FAN KIT	MOTOR-ONLY REVERSIBLE 12W 115/60	501-156B-01	UP TO 5856840
MT38	REVERSING FAN KIT	TIMER - ONLY- REVERSING FAN	502-319D-01	UP TO 5856840
MT38	REVERSING FAN KIT	WIRE HARNESS ONLY-REV FAN KIT	504-892C	UP TO 5856840
MT38	REVERSING FAN KIT	RECEPTACLE PLUG - ONLY	505-149B	UP TO 5856840
MT38	REVERSING FAN KIT	MOTOR SCREW-ONLY	603-437A	UP TO 5856840
MT38	REVERSING FAN KIT	FAN SILENCER - ONLY	603-474A	UP TO 5856840
MT38	REVERSING FAN KIT	CONDENSER FAN MOTOR KIT IL-2003D	63C32-096A	UP TO 5856840
MT45	REVERSING FAN KIT	COVER - ONLY- TIMER HOUSING	49A36-065D-03	UP TO 5856840
MT45	REVERSING FAN KIT	MOTOR-ONLY REVERSIBLE 12W 115/60	501-156B-01	UP TO 5856840
MT45	REVERSING FAN KIT	TIMER - ONLY- REVERSING FAN	502-319D-01	UP TO 5856840
MT45	REVERSING FAN KIT	WIRE HARNESS ONLY-REV FAN KIT	504-892C	UP TO 5856840
MT45	REVERSING FAN KIT	RECEPTACLE PLUG - ONLY	505-149B	UP TO 5856840
MT45	REVERSING FAN KIT	MOTOR SCREW-ONLY	603-437A	UP TO 5856840
MT45	REVERSING FAN KIT	FAN SILENCER - ONLY	603-474A	UP TO 5856840
MT45	REVERSING FAN KIT	CONDENSER FAN MOTOR KIT IL-2003D	63C32-096A	UP TO 5856840
MT49	REVERSING FAN KIT	COVER - ONLY- TIMER HOUSING	49A36-065D-03	UP TO 5856840
MT49	REVERSING FAN KIT	MOTOR-ONLY REVERSIBLE 12W 115/60	501-156B-01	UP TO 5856840
MT49	REVERSING FAN KIT	TIMER - ONLY- REVERSING FAN	502-319D-01	UP TO 5856840
MT49	REVERSING FAN KIT	WIRE HARNESS ONLY-REV FAN KIT	504-892C	UP TO 5856840
MT49	REVERSING FAN KIT	RECEPTACLE PLUG - ONLY	505-149B	UP TO 5856840
MT49	REVERSING FAN KIT	MOTOR SCREW-ONLY	603-437A	UP TO 5856840
MT49	REVERSING FAN KIT	FAN SILENCER - ONLY	603-474A	UP TO 5856840
MT49	REVERSING FAN KIT	CONDENSER FAN MOTOR KIT IL-2003D	63C32-096A	UP TO 5856840
MT15	ROLLER	SLIDE DOOR	401-603B	8123598 THRU CURRENT
MT17	ROLLER	SLIDE DOOR	401-603B	8123598 THRU CURRENT
MT19-54	ROLLER	SLIDE DOOR	401-603B	8123598 THRU CURRENT
MT20	ROLLER	SLIDE DOOR	401-603B	8123598 THRU CURRENT
MT22	ROLLER	SLIDE DOOR	401-603B	8123598 THRU CURRENT
MT33	ROLLER	SLIDE DOOR	401-603B	8123598 THRU CURRENT
MT38	ROLLER	SLIDE DOOR	401-603B	8123598 THRU CURRENT
MT45	ROLLER	SLIDE DOOR	401-603B	8123598 THRU CURRENT
MT66	ROLLER	SLIDE DOOR	401-603B	8123598 THRU CURRENT
SLM48	ROLLER	SLIDE DOOR	401-603B	8123598 THRU CURRENT
MT15	ROLLER - KIT	SLIDE DOOR KIT - QTY 2 WITH BRACKETS	63C32-062A	8123598 THRU CURRENT
MT17	ROLLER - KIT	SLIDE DOOR KIT - QTY 2 WITH BRACKETS	63C32-062A	8123598 THRU CURRENT
MT19-54	ROLLER - KIT	SLIDE DOOR KIT - QTY 2 WITH BRACKETS	63C32-062A	8123598 THRU CURRENT
MT20	ROLLER - KIT	SLIDE DOOR KIT - QTY 2 WITH BRACKETS	63C32-062A	8123598 THRU CURRENT
MT22	ROLLER - KIT	SLIDE DOOR KIT - QTY 2 WITH BRACKETS	63C32-062A	8123598 THRU CURRENT

ACCESSORIES

MT33	ROLLER - KIT	SLIDE DOOR KIT - QTY 2 WITH BRACKETS	63C32-062A	8123598 THRU CURRENT
MT38	ROLLER - KIT	SLIDE DOOR KIT - QTY 2 WITH BRACKETS	63C32-062A	8123598 THRU CURRENT
MT45	ROLLER - KIT	SLIDE DOOR KIT - QTY 2 WITH BRACKETS	63C32-062A	8123598 THRU CURRENT
MT66	ROLLER - KIT	SLIDE DOOR KIT - QTY 2 WITH BRACKETS	63C32-062A	8123598 THRU CURRENT
MT66	ROLLER - KIT	SLIDE DOOR - QTY 2 FOR CENTER DOOR	63C32-063A	8123598 THRU CURRENT
SLM48	ROLLER - KIT	SLIDE DOOR KIT - QTY 2 WITH BRACKETS	63C32-062A	8123598 THRU CURRENT
BZ16	RUN CAP.	85PR370F51 115V/60HZ	302-554A	3133015 THRU CURRENT
BZ16	RUN CAPACITOR	TEC - 85PR370 E 36 220V/60HZ	302-557A	3133015 THRU CURRENT
MT66	RUN CAPACITOR	TEC - 85PR370 E 36 220V/60HZ	302-557A	3133015 THRU CURRENT
MT72	RUN CAPACITOR	TEC - 85PR370 E 36 220V/60HZ	302-557A	3133015 THRU CURRENT
MT66	RUN CAPACITOR	85PR37072 F20 115V/60HZ	302-554A	3124717 THRU CURRENT
MT72	RUN CAPACITOR	85PR37072 F20 115V/60HZ	302-554A	3124717 THRU CURRENT
BZ16	SEAL	BACK	60D31-180C-01	3441092 THRU CURRENT
BZ16	SERVICE CORD	REF. DECK	504-748D	3133015 THRU CURRENT
BZ16	SHELF	FLAT SHELF 32.125 X 19.25	403-621D	3441092 THRU CURRENT
EZA84	SHELF	BOTTOM	403-693D-01	3441092 THRU CURRENT
MM14	SHELF	32-1/4 X 15-3/4	403-500D	1300860 THRU CURRENT
MM27	SHELF	VERTICAL LIGHT 26 X 24-3/4	403-444D	1300860 THRU CURRENT
MT10	SHELF	20-1/4 X 18-3/4	403-469D	1300860 THRU CURRENT
MT12	SHELF	20-1/4 X 18-3/4	403-469D	1300860 THRU CURRENT
MT14	SHELF	20-1/4 X 18-3/4	403-469D	1300860 THRU CURRENT
MT15-54	SHELF	23-1/4 X 24-3/4	403-574D	1300860 THRU CURRENT
MT18	SHELF	23-3/4 X 21-3/4	403-311D	1300860 THRU CURRENT
MT19	SHELF	20-1/4 X 18-3/4	403-469D	1300860 THRU CURRENT
MT19-54	SHELF	21-5/8 X 15-3/8	403-585D	1300860 THRU CURRENT
MT20-54	SHELF	29-11/16 X 32-1/4	403-118D	1300860 THRU CURRENT
MT21	SHELF	23-3/4 X 21-3/4	403-311D	1300860 THRU CURRENT
MT22	SHELF	21-1/4W X 15-1/4	403-505D	1300860 THRU CURRENT
MT23	SHELF	23-3/4 X 21-3/4	403-311D	1300860 THRU CURRENT
MT27	SHELF	HORIZONTAL LIGHT 26 X 26-7/8	403-292D	1300860 THRU CURRENT
MT27	SHELF	HORIZONTAL LIGHT 26 X 24-3/4	403-444D	1300860 THRU CURRENT
MT33	SHELF	17-1/4 X 21-3/4	403-309D	1300860 THRU CURRENT
MT35	SHELF	VERTICAL. LIGHT 17-1/4 X 21-3/4	403-624D	1300860 THRU CURRENT
MT38	SHELF	19 X 21-3/4	403-310D	1300860 THRU CURRENT
MT45	SHELF	21-3/4 X 23-3/4	403-311D	1300860 THRU CURRENT
MT49	SHELF	HORIZONTAL LIGHT 21-3/4 X 23-3/4	403-295D	1300860 THRU CURRENT
MT49	SHELF	VERTICAL LIGHT 23-1/4 X 24-3/4	403-311D	1300860 THRU CURRENT
MT66	SHELF	23-1/4 X 21-3/4	403-446D	1300860 THRU CURRENT
MT72	SHELF	HORIZONTAL LIGHT 23-1/4 X 25-1/4	403-295D	1300860 THRU CURRENT
MT72	SHELF	VERTICAL LIGHT 23-1/4 X 24-3/4	403-446D	1300860 THRU CURRENT
SLM48	SHELF	24-5/8 X 15-1/4	403-445D	1300860 THRU CURRENT
UC85	SHELF	BOTTOM	403-783B	3441092 THRU CURRENT
UC85	SHELF	TOP	403-784B	3441092 THRU CURRENT
UR20	SHELF	17.06 X 14.31	403-337D	3441092 THRU CURRENT
UR20	SHELF	17.06 X 12.56	403-338D	3441092 THRU CURRENT
UR30	SHELF	15.25 X 17.0625	403-501D	3441092 THRU CURRENT
UC85	SHELF SUPPORT	FRONT	401-707B	3441092 THRU CURRENT
UC85	SHELF SUPPORT	REAR	401-708B	3441092 THRU CURRENT
MT10	SHELF CLIP	SHORT TAB	403-168A	1300860 THRU CURRENT
MT10	SHELF CLIP	LONG TAB	403-306A	1300860 THRU CURRENT
MT12	SHELF CLIP	SHORT TAB	403-168A	1300860 THRU CURRENT
MT12	SHELF CLIP	LONG TAB	403-306A	1300860 THRU CURRENT
MT14	SHELF CLIP	SHORT TAB	403-168A	1300860 THRU CURRENT
MT14	SHELF CLIP	LONG TAB	403-306A	1300860 THRU CURRENT
MT15	SHELF CLIP	SHORT TAB	403-168A	1300860 THRU CURRENT
MT15	SHELF CLIP	LONG TAB	403-306A	1300860 THRU CURRENT
MT17	SHELF CLIP	SHORT TAB	403-168A	1300860 THRU CURRENT
MT17	SHELF CLIP	LONG TAB	403-306A	1300860 THRU CURRENT
MT21	SHELF CLIP	SHORT TAB	403-168A	1300860 THRU CURRENT
MT21	SHELF CLIP	LONG TAB	403-306A	1300860 THRU CURRENT
MT23	SHELF CLIP	SHORT TAB	403-168A	1300860 THRU CURRENT

ACCESSORIES

MT23	SHELF CLIP	LONG TAB	403-306A	1300860 THRU CURRENT
MT27	SHELF CLIP	SHORT TAB	403-168A	1300860 THRU CURRENT
MT27	SHELF CLIP	LONG TAB	403-306A	1300860 THRU CURRENT
MT33	SHELF CLIP	SHORT TAB	403-168A	1300860 THRU CURRENT
MT33	SHELF CLIP	LONG TAB	403-306A	1300860 THRU CURRENT
MT35	SHELF CLIP	SHORT TAB	403-168A	1300860 THRU CURRENT
MT35	SHELF CLIP	LONG TAB	403-306A	1300860 THRU CURRENT
MT38	SHELF CLIP	SHORT TAB	403-168A	1300860 THRU CURRENT
MT38	SHELF CLIP	LONG TAB	403-306A	1300860 THRU CURRENT
MT45	SHELF CLIP	SHORT TAB	403-168A	1300860 THRU CURRENT
MT45	SHELF CLIP	LONG TAB	403-306A	1300860 THRU CURRENT
MT49	SHELF CLIP	SHORT TAB	403-168A	1300860 THRU CURRENT
MT49	SHELF CLIP	LONG TAB	403-306A	1300860 THRU CURRENT
MT66	SHELF CLIP	SHORT TAB	403-168A	1300860 THRU CURRENT
MT66	SHELF CLIP	LONG TAB	403-306A	1300860 THRU CURRENT
MT72	SHELF CLIP	SHORT TAB	403-168A	1300860 THRU CURRENT
MT72	SHELF CLIP	LONG TAB	403-306A	1300860 THRU CURRENT
UR20	SHELF CLIP	SHORT TAB	403-168A	1300860 THRU CURRENT
UR30	SHELF CLIP	SHORT TAB	403-168A	1300860 THRU CURRENT
BZ13	SHIELD	END PLEXIGLAS L&R	706-163D-01	3441092 THRU CURRENT
BZ13	SHIELD	FRONT PLEXIGLAS - BOTTOM	706-164D-01	3441092 THRU CURRENT
BZ16	SHIELD	END PLEXIGLAS L&R	706-090D	3441092 THRU CURRENT
BZ16	SHIELD	FRONT PLEXIGLAS - BOTTOM	706-091D	3441092 THRU CURRENT
BZ13	SHIELD CLAMP	CHROME - 2 PER UNIT	605-049A	3441092 THRU CURRENT
BZ16	SHIELD CLAMP	CHROME - 2 PER UNIT	605-049A	3441092 THRU CURRENT
MT38	SIGN FRAME	BUBBLE 43 1/4" X 9 13/16"	50B32-065C	0103159 THRU CURRENT
MT66	SIGN FRAME	FLAT 74 1/2" X 8 11/16"	50B32-050C	8123598 THRU CURRENT
SLM48	SIGN FRAME	FLAT 47 3/16" X 8 11/16"	50B32-060C	8123598 THRU CURRENT
MM27	SIGN FRAME	CURVED 29 1/4" X 8 3/4"	706-061D-01	3441092 THRU CURRENT
MT27	SIGN FRAME	BUBBLE 29 13/16" X 8 3/4"	50B32-063C	0108003 THRU CURRENT
MT33	SIGN FRAME	BUBBLE 38 13/16" X 9 13/16"	50B32-064C	0108003 THRU CURRENT
MT35	SIGN FRAME	BUBBLE 38 11/32" X 8 11/16"	50B32-099C-01	1998 THRU CURRENT
MT35	SIGN FRAME	FLAT 38 11/32" X 8 11/16"	50B32-101D-01	1998 THRU CURRENT
MT45	SIGN FRAME	BUBBLE 51 3/4" X 9 13/16"	50B32-066C	0108003 THRU CURRENT
BZ13	SIGN FRAME	LENS ASSEMBLY	50B32-109D-01	3441092 THRU CURRENT
BZ13	SIGN FRAME	LENS ASSEMBLY	50B32-109D-01	3441092 THRU CURRENT
MT38	SIGN FRAME	FLAT 42 7/8" X 8 11/16"	50B32-047C	8123598 THRU CURRENT
MT72	SIGN FRAME	FLAT 74 1/2" X 8 11/16"	50B32-051C	8123598 THRU CURRENT
MT45	SIGN FRAME	FLAT 51 3/8" X 8 11/16"	50B32-048C	8123598 THRU CURRENT
MT49	SIGN FRAME	FLAT 51 3/8" X 8 11/16"	50B32-049C	8123598 THRU CURRENT
MT49	SIGN FRAME	BUBBLE 51 3/4" X 8 3/4"	50B32-067C	0108003 THRU CURRENT
MT21	SIGN FRAME	BUBBLE 27 1/16" X 8 3/4"	50B32-062C	0108003 THRU CURRENT
MT23	SIGN FRAME	BUBBLE 27 1/16" X 8 3/4"	50B32-062C	1987 THRU CURRENT
MT66	SIGN FRAME	BUBBLE 74 7/8" X 9 13/16"	50B32-068C	0108003 THRU CURRENT
MT72	SIGN FRAME	BUBBLE 74 7/8" X 9 13/16"	50B32-068C	0108003 THRU CURRENT
MT19	SIGN FRAME	BUBBLE 23 3/8" X 6 3/4"	50B32-091D-01	1996 THRU CURRENT
MT21	SIGN FRAME	FLAT 26 11/16" X 8 11/16"	50B32-044C	8123598 THRU CURRENT
MT23	SIGN FRAME	FLAT 26 11/16" X 8 11/16"	50B32-044C	1987 THRU CURRENT
MT27	SIGN FRAME	FLAT 29 7/16" X 8 11/16"	50B32-045C	8123598 THRU CURRENT
MT19	SIGN FRAME	FLAT 23 3/8" X 6 3/4"	50B32-089D-01	8123598 THRU CURRENT
MT33	SIGN FRAME	FLAT 38 7/16" X 8 11/16"	50B32-046C	8123598 THRU CURRENT
MM14	SPACER	TOP & BOTTOM (HINGE)	401-572A-02	3441092 THRU CURRENT
MM27	SPACER	TOP & BOTTOM (HINGE)	401-572A-02	3441092 THRU CURRENT
EZA84	SPRING	PRODUCT DIVIDER	401-090AAB	3441092 THRU CURRENT
MT ALL	SPRING	WICKING RETAINING	401-113AAC	3133015 THRU CURRENT
MM14	SPRING - CARTRIDGE	TOP - BLACK LEFT & RIGHT	401-571A-02	8123598 THRU CURRENT
MM27	SPRING - CARTRIDGE	TOP - BLACK LEFT & RIGHT	401-571A-02	8123598 THRU CURRENT
MT10	SPRING - CARTRIDGE	BOTTOM - BLACK LEFT & RIGHT	401-600A-02	8123598 THRU CURRENT
MT12	SPRING - CARTRIDGE	BOTTOM - BLACK LEFT & RIGHT	401-600A-02	8123598 THRU CURRENT
MT14	SPRING - CARTRIDGE	BOTTOM - BLACK LEFT & RIGHT	401-216A-02	8123598 THRU CURRENT
MT18	SPRING - CARTRIDGE	BOTTOM - BLACK LEFT & RIGHT	401-216A-02	8123598 THRU CURRENT

ACCESSORIES

MT19	SPRING - CARTRIDGE	BOTTOM - BLACK LEFT & RIGHT	401-600A-02	8123598 THRU CURRENT
MT21	SPRING - CARTRIDGE	BOTTOM - BLACK LEFT & RIGHT	401-216A-02	8123598 THRU CURRENT
MT23	SPRING - CARTRIDGE	BOTTOM - BLACK LEFT & RIGHT	401-216A-02	8123598 THRU CURRENT
MT27	SPRING - CARTRIDGE	BOTTOM - BLACK LEFT & RIGHT	401-216A-02	8123598 THRU CURRENT
MT49	SPRING - CARTRIDGE	BOTTOM - BLACK LEFT & RIGHT	401-216A-02	8123598 THRU CURRENT
MT72	SPRING - CARTRIDGE	BOTTOM - BLACK LEFT & RIGHT	401-263A-02	8123598 THRU CURRENT
UR20	SPRING - CARTRIDGE	BOTTOM - BLACK LEFT & RIGHT	401-454A-02	1304468 THRU CURRENT
UR30	SPRING - CARTRIDGE	BOTTOM - BLACK LEFT & RIGHT	401-454A-02	1304468 THRU CURRENT
MT15	SPRING - DOOR	SLIDE DOOR - 9-1/2" INCHES LONG	401-559B	8123598 THRU CURRENT
MT17	SPRING - DOOR	SLIDE DOOR - 9-1/2" INCHES LONG	401-559B	8123598 THRU CURRENT
MT19-54	SPRING - DOOR	SLIDE DOOR - 9-1/2" INCHES LONG	401-559B	8123598 THRU CURRENT
MT20	SPRING - DOOR	SLIDE DOOR - 9-1/2" INCHES LONG	401-559B	8123598 THRU CURRENT
MT22	SPRING - DOOR	SLIDE DOOR - 9-1/2" INCHES LONG	401-559B	8123598 THRU CURRENT
MT33	SPRING - DOOR	SLIDE DOOR - 8-1/2" INCHES LONG	401-560B	8123598 THRU CURRENT
MT38	SPRING - DOOR	SLIDE DOOR - 9-1/2" INCHES LONG	401-559B	8123598 THRU CURRENT
MT45	SPRING - DOOR	SLIDE DOOR - 11" INCHES LONG	401-561B	8123598 THRU CURRENT
MT66	SPRING - DOOR	SLIDE DOOR - 11" INCHES LONG	401-561B	8123598 THRU CURRENT
SLM48	SPRING - DOOR	SLIDE DOOR - 11" INCHES LONG	401-561B	8123598 THRU CURRENT
EZA84	SPRING - HOOK	SPRING BLOCK	401-663B	3441092 THRU CURRENT
MM14	SPRING - RELIEF	SWING DOOR BOTTOM - HORSE SHOE	401-217A	8123598 THRU CURRENT
MM27	SPRING - RELIEF	SWING DOOR BOTTOM - HORSE SHOE	401-217A	8123598 THRU CURRENT
MT10	SPRING - RELIEF	SWING DOOR BOTTOM - HORSE SHOE	401-217A	8123598 THRU CURRENT
MT12	SPRING - RELIEF	SWING DOOR BOTTOM - HORSE SHOE	401-217A	8123598 THRU CURRENT
MT14	SPRING - RELIEF	SWING DOOR BOTTOM - HORSE SHOE	401-217A	8123598 THRU CURRENT
MT18	SPRING - RELIEF	SWING DOOR BOTTOM - HORSE SHOE	401-217A	8123598 THRU CURRENT
MT19	SPRING - RELIEF	SWING DOOR BOTTOM - HORSE SHOE	401-217A	8123598 THRU CURRENT
MT21	SPRING - RELIEF	SWING DOOR BOTTOM - HORSE SHOE	401-217A	8123598 THRU CURRENT
MT23	SPRING - RELIEF	SWING DOOR BOTTOM - HORSE SHOE	401-217A	8123598 THRU CURRENT
MT27	SPRING - RELIEF	SWING DOOR BOTTOM - HORSE SHOE	401-217A	8123598 THRU CURRENT
MT49	SPRING - RELIEF	SWING DOOR BOTTOM - HORSE SHOE	401-217A	8123598 THRU CURRENT
MT72	SPRING - RELIEF	SWING DOOR BOTTOM - HORSE SHOE	401-217A	8123598 THRU CURRENT
UR20	SPRING - RELIEF	SWING DOOR BOTTOM - HORSE SHOE	401-217A	1304468 THRU CURRENT
UR30	SPRING - RELIEF	SWING DOOR BOTTOM - HORSE SHOE	401-217A	1304468 THRU CURRENT
BZ16	START CAPACITOR	72-88 MFD@330V 220V/60HZ	302-425A	3133015 THRU CURRENT
BZ16	START CAPACITOR	72-88 MFD@330V 220V/50HZ	302-425A	3133015 THRU CURRENT
MM27	START CAPACITOR	47-56 MFD@230V A54 220V/60HZ	302-711A	3133015 THRU CURRENT
MT15	START CAPACITOR	47-56 MFD@230V A54 220V/60HZ	302-711A	3133015 THRU CURRENT
MT15-54	START CAPACITOR	47-56 MFD@230V A54 220V/60HZ	302-711A	3133015 THRU CURRENT
MT17	START CAPACITOR	47-56 MFD@230V A54 220V/60HZ	302-711A	3133015 THRU CURRENT
MT17-54	START CAPACITOR	47-56 MFD@230V A54 220V/60HZ	302-711A	3133015 THRU CURRENT
MT21	START CAPACITOR	47-56 MFD@230V A54 220V/60HZ	302-711A	3133015 THRU CURRENT
MT23	START CAPACITOR	47-56 MFD@230V A54 220V/60HZ	302-711A	3133015 THRU CURRENT
MT27	START CAPACITOR	47-56 MFD@230V A54 220V/60HZ	302-711A	3133015 THRU CURRENT
MT33	START CAPACITOR	135/155 MFD@250V 220V/60HZ	302-354A	3133015 THRU CURRENT
MT35	START CAPACITOR	135/155 MFD@250V 220V/60HZ	302-354A	3133015 THRU CURRENT
MT38	START CAPACITOR	135/155 MFD@250V 220V/60HZ	302-354A	3133015 THRU CURRENT
MT45	START CAPACITOR	135/155 MFD@250V 220V/60HZ	302-354A	3133015 THRU CURRENT
MT49	START CAPACITOR	135/155 MFD@250V 220V/60HZ	302-354A	3133015 THRU CURRENT
MT66	START CAPACITOR	72-88 MFD@330V 220V/60HZ	302-425A	3133015 THRU CURRENT
MT66	START CAPACITOR	72-88MFD @ 330V 220V/50HZ	302-425A	3133015 THRU CURRENT
MT72	START CAPACITOR	72-88 MFD@330V 220V/60HZ	302-425A	3133015 THRU CURRENT
MT72	START CAPACITOR	72-88MFD @ 330V 220V/50HZ	302-425A	3133015 THRU CURRENT
SLM48	START CAPACITOR	135/155 MFD@250V 220V/60HZ	302-354A	3133015 THRU CURRENT
SLM48	START CAPACITOR	135-155MFD @ 250V 220V/50HZ	302-354A	3133015 THRU CURRENT
BZ13	SUCTION LINE	ASSEMBLY	49B30-323D-01	3133015 THRU CURRENT
BZ13	SUCTION LINE	ASSEMBLY	49A30-371C-42	3133015 THRU CURRENT
EZA84	SUCTION LINE	ASSEMBLY	19B30-054D	3133015 THRU CURRENT
UR30	SUCTION LINE & CAP. TUBE	ASSEMBLY	19C30-017D	3111474 THRU 4303134
UR20	SUCTION LINE/CAP TUBE	ASSEMBLY	19B30-017D	3111474 THRU 4303134
BZ16	SUCTION LINE/CAP TUBE	ASSEMBLY	49B30-293D	3133015 THRU CURRENT
EZA84	SUCTION LINE/CAP TUBE	ASSEMBLY	19B30-054D	4303135 THRU CURRENT

ACCESSORIES

MM14	SUCTION LINE/CAP TUBE	ASSEMBLY	49B30-222D	4303135 THRU CURRENT
MM27	SUCTION LINE/CAP TUBE	ASSEMBLY	49B30-216D	4303135 THRU CURRENT
MT10	SUCTION LINE/CAP TUBE	ASSEMBLY	49B30-317A	4303135 THRU CURRENT
MT12	SUCTION LINE/CAP TUBE	ASSEMBLY	49B30-181D	THRU 3223900
MT12	SUCTION LINE/CAP TUBE	ASSEMBLY	49B30-238D	3223901 THRU CURRENT
MT14	SUCTION LINE/CAP TUBE	ASSEMBLY	49B30-238D	3223901 THRU CURRENT
MT15	SUCTION LINE/CAP TUBE	ASSEMBLY	49B30-192D	THRU 3140800
MT15	SUCTION LINE/CAP TUBE	ASSEMBLY	49B30-210D	3140801 THRU 4879791
MT15	SUCTION LINE/CAP TUBE	ASSEMBLY	49B30-302D	4879792 THRU CURRENT
MT15-54	SUCTION LINE/CAP TUBE	ASSEMBLY	49B30-179D	THRU 3140800
MT15-54	SUCTION LINE/CAP TUBE	ASSEMBLY	49B30-200D	4879792 THRU CURRENT
MT17	SUCTION LINE/CAP TUBE	ASSEMBLY	49B30-045C	0108003 THRU 4879520
MT17	SUCTION LINE/CAP TUBE	ASSEMBLY	49B30-208D	THRU 3134763
MT17-54	SUCTION LINE/CAP TUBE	ASSEMBLY	49B30-173D	0108003 THRU 3134763
MT17-54	SUCTION LINE/CAP TUBE	ASSEMBLY	49B30-201D	3134764 THRU CURRENT
MT18	SUCTION LINE/CAP TUBE	ASSEMBLY	49B30-046C	0108003 THRU 3201506
MT18	SUCTION LINE/CAP TUBE	ASSEMBLY	49B30-195C	3201507 THRU CURRENT
MT19	SUCTION LINE/CAP TUBE	ASSEMBLY	49B30-282D	4303135 THRU CURRENT
MT19-54	SUCTION LINE/CAP TUBE	ASSEMBLY	49B30-237D	4303135 THRU CURRENT
MT20-54	SUCTION LINE/CAP TUBE	ASSEMBLY	49B30-200D	4303135 THRU CURRENT
MT21	SUCTION LINE/CAP TUBE	ASSEMBLY	49B30-062D	0108003 THRU 1306138
MT21	SUCTION LINE/CAP TUBE	ASSEMBLY	49B30-125D	1306139 THRU 3135463
MT21	SUCTION LINE/CAP TUBE	ASSEMBLY	49B30-204D	3135464 THRU CURRENT
MT22	SUCTION LINE/CAP TUBE	ASSEMBLY	49B30-225D	4303135 THRU CURRENT
MT23	SUCTION LINE/CAP TUBE	ASSEMBLY	49B30-308D	4303135 THRU CURRENT
MT27	SUCTION LINE/CAP TUBE	ASSEMBLY	49B30-070D	0108003 THRU 1306138
MT27	SUCTION LINE/CAP TUBE	ASSEMBLY	49B30-137D	1306139 THRU 3133014
MT33	SUCTION LINE/CAP TUBE	ASSEMBLY	49B30-063D	0108003 THRU 1306138
MT33	SUCTION LINE/CAP TUBE	ASSEMBLY	49B30-126D	1306139 THRU 3129274
MT33	SUCTION LINE/CAP TUBE	ASSEMBLY	49B30-196D	3129175 THRU CURRENT
MT35	SUCTION LINE/CAP TUBE	ASSEMBLY	49B30-290D	4303135 THRU CURRENT
MT38	SUCTION LINE/CAP TUBE	ASSEMBLY	49B30-029C	8123598 THRU 0108002
MT38	SUCTION LINE/CAP TUBE	ASSEMBLY	49B30-068D	0108003 THRU 1306138
MT38	SUCTION LINE/CAP TUBE	ASSEMBLY	49B30-127D	1306139 THRU 3132180
MT38	SUCTION LINE/CAP TUBE	ASSEMBLY	49B30-197D	3132181 THRU CURRENT
MT45	SUCTION LINE/CAP TUBE	ASSEMBLY	49B30-029C	8123598 THRU 0108002
MT45	SUCTION LINE/CAP TUBE	ASSEMBLY	49B30-118D	0108003 THRU 1306138
MT45	SUCTION LINE/CAP TUBE	ASSEMBLY	49B30-128D	1306139 THRU 3124716
MT45	SUCTION LINE/CAP TUBE	ASSEMBLY	49B30-198D	3124717 THRU CURRENT
MT49	SUCTION LINE/CAP TUBE	ASSEMBLY	49B30-029C	8123598 THRU 0108002
MT49	SUCTION LINE/CAP TUBE	ASSEMBLY	49B30-118D	0108003 THRU 1306138
MT49	SUCTION LINE/CAP TUBE	ASSEMBLY	49B30-128D	1306139 THRU 3124716
MT49	SUCTION LINE/CAP TUBE	ASSEMBLY	49B30-198D	3124717 THRU CURRENT
MT66	SUCTION LINE/CAP TUBE	ASSEMBLY	49B30-129D	1306139 THRU CURRENT
MT72	SUCTION LINE/CAP TUBE	ASSEMBLY	49B30-129D	1306139 THRU CURRENT
SLM48	SUCTION LINE/CAP TUBE	ASSEMBLY	49B30-154D	2112810 THRU 3129830
SLM48	SUCTION LINE/CAP TUBE	ASSEMBLY	49B30-199D	3129830 THRU CURRENT
UR20	SUCTION LINE/CAP TUBE	ASSEMBLY	19C30-017D	3111474 THRU 4303134
UR30	SUCTION LINE/CAP TUBE	ASSEMBLY	19B30-048D	4303135 THRU CURRENT
UR20	SWITCH	PUSH LIGHT	502-042A--	1306140 THRU CURRENT
UR30	SWITCH	PUSH LIGHT	502-042A--	1306140 THRU CURRENT
MT10	SWITCH	LIGHT & DEFOG	502-068A	1306140 THRU CURRENT
MT12	SWITCH	LIGHT & DEFOG	502-068A	1306140 THRU CURRENT
MT14	SWITCH	LIGHT & DEFOG	502-068A	1306140 THRU CURRENT
MT15	SWITCH	LIGHT & DEFOG	502-068A	1306140 THRU CURRENT
MT15-54	SWITCH	LIGHT & DEFOG	502-068A	1306140 THRU CURRENT
MT17	SWITCH	LIGHT & DEFOG	502-068A	1306140 THRU CURRENT
MT17-54	SWITCH	LIGHT & DEFOG	502-068A	1306140 THRU CURRENT
MT18	SWITCH	LIGHT & DEFOG	502-068A	1306140 THRU CURRENT
MT19	SWITCH	LIGHT & DEFOG	502-068A	1306140 THRU CURRENT
MT19-54	SWITCH	LIGHT & DEFOG	502-068A	1306140 THRU CURRENT

ACCESSORIES

MT21	SWITCH	LIGHT & DEFOG	502-068A	1306140 THRU CURRENT
MT23	SWITCH	LIGHT & DEFOG	502-068A	1306140 THRU CURRENT
MT27	SWITCH	LIGHT & DEFOG	502-068A	1306140 THRU CURRENT
MT33	SWITCH	LIGHT & DEFOG	502-068A	1306140 THRU CURRENT
MT35	SWITCH	LIGHT & DEFOG	502-068A	1306140 THRU CURRENT
MT38	SWITCH	LIGHT & DEFOG	502-068A	1306140 THRU CURRENT
MT45	SWITCH	LIGHT & DEFOG	502-068A	1306140 THRU CURRENT
MT49	SWITCH	LIGHT & DEFOG	502-068A	1306140 THRU CURRENT
MT66	SWITCH	LIGHT & DEFOG	502-068A	1306140 THRU CURRENT
MT72	SWITCH	LIGHT & DEFOG	502-068A	1306140 THRU CURRENT
SLM48	SWITCH	LIGHT & DEFOG	502-068A	1306140 THRU CURRENT
BZ13	THERMOMETER	VERTICAL	402-223B	1306140 THRU CURRENT
BZ16	THERMOMETER	VERTICAL	402-223B	1306140 THRU CURRENT
MT10	THERMOMETER	VERTICAL	402-223B	1306140 THRU CURRENT
MT12	THERMOMETER	VERTICAL	402-223B	1306140 THRU CURRENT
MT14	THERMOMETER	VERTICAL	402-223B	1306140 THRU CURRENT
MT15	THERMOMETER	VERTICAL	402-223B	1306140 THRU CURRENT
MT15-54	THERMOMETER	VERTICAL	402-223B	1306140 THRU CURRENT
MT17	THERMOMETER	VERTICAL	402-223B	1306140 THRU CURRENT
MT17-54	THERMOMETER	VERTICAL	402-223B	1306140 THRU CURRENT
MT18	THERMOMETER	VERTICAL	402-223B	1306140 THRU CURRENT
MT19	THERMOMETER	VERTICAL	402-223B	1306140 THRU CURRENT
MT19-54	THERMOMETER	VERTICAL	402-223B	1306140 THRU CURRENT
MT21	THERMOMETER	VERTICAL	402-223B	1306140 THRU CURRENT
MT23	THERMOMETER	VERTICAL	402-223B	1306140 THRU CURRENT
MT27	THERMOMETER	VERTICAL	402-223B	1306140 THRU CURRENT
MT33	THERMOMETER	VERTICAL	402-223B	1306140 THRU CURRENT
MT35	THERMOMETER	VERTICAL	402-223B	1306140 THRU CURRENT
MT38	THERMOMETER	VERTICAL	402-223B	1306140 THRU CURRENT
MT45	THERMOMETER	VERTICAL	402-223B	1306140 THRU CURRENT
MT49	THERMOMETER	VERTICAL	402-223B	1306140 THRU CURRENT
MT66	THERMOMETER	VERTICAL	402-223B	1306140 THRU CURRENT
MT72	THERMOMETER	VERTICAL	402-223B	1306140 THRU CURRENT
SLM48	THERMOMETER	VERTICAL	402-223B	1306140 THRU CURRENT
UR20	THERMOMETER	VERTICAL	402-223B	1306140 THRU CURRENT
UR30	THERMOMETER	VERTICAL	402-223B	1306140 THRU CURRENT
MT21	TINNERMAN - CLIP	FOR EVAP. COVER	604-225A	6466174 THRU CURRENT
MT23	TINNERMAN - CLIP	FOR EVAP. COVER	604-225A	6466174 THRU CURRENT
MT27	TINNERMAN - CLIP	FOR EVAP. COVER	604-225A	6466174 THRU CURRENT
MT33	TINNERMAN - CLIP	FOR EVAP. COVER	604-225A	6466174 THRU CURRENT
MT35	TINNERMAN - CLIP	FOR EVAP. COVER	604-225A	6466174 THRU CURRENT
MT38	TINNERMAN - CLIP	FOR EVAP. COVER	604-225A	6466174 THRU CURRENT
MT45	TINNERMAN - CLIP	FOR EVAP. COVER	604-225A	6466174 THRU CURRENT
MT49	TINNERMAN - CLIP	FOR EVAP. COVER	604-225A	6466174 THRU CURRENT
MT66	TINNERMAN - CLIP	FOR EVAP. COVER	604-225A	6466174 THRU CURRENT
MT72	TINNERMAN - CLIP	FOR EVAP. COVER	604-225A	6466174 THRU CURRENT
SLM48	TINNERMAN - CLIP	FOR EVAP. COVER	604-225A	6466174 THRU CURRENT
BZ16	TOP	TOP ASSEMBLY - RED	46B31-081D-20	3441092 THRU CURRENT
BZ16	TOP	TOP ASSEMBLY- IVORY	46B31-081D-02	3441092 THRU CURRENT
BZ16	TOP	TOP ASSEMBLY- WHITE	46B31-081D-03	3441092 THRU CURRENT
BZ16	TOP	TOP ASSEMBLY - BLACK	46B31-081D-04	3441092 THRU CURRENT
BZ16	TOP	TOP ASSEMBLY - GREEN	46B31-081D-05	3441092 THRU CURRENT
BZ16	TOP	TOP ASSEMBLY - MAROON	46B31-081D-06	3441092 THRU CURRENT
BZ16	TOP	TOP ASSEMBLY - PURPLE	46B31-081D-13	3441092 THRU CURRENT
BZ16	TOP	TOP ASSEMBLY - TEAL	46B31-081D-15	3441092 THRU CURRENT
SMM10	TOP	SPECIFY COLORS 504MM	706-187D-01	3441092 THRU CURRENT
SMM10	TOP	SPECIFY COLORS 518MM	706-188D-01	3441092 THRU CURRENT
M17-54	TRACK - SCREW	BOTTOM DOOR TRACK #8 X 1"	601-091A	1306138 THRU CURRENT
MT22	TRACK - SCREW	BOTTOM DOOR TRACK #8 X 1"	601-091A	1306138 THRU CURRENT
MT33	TRACK - SCREW	BOTTOM DOOR TRACK #8 X 1"	601-091A	1306138 THRU CURRENT
MT38	TRACK - SCREW	BOTTOM DOOR TRACK #8 X 1"	601-091A	1306138 THRU CURRENT

ACCESSORIES

MT45	TRACK - SCREW	BOTTOM DOOR TRACK #8 X 1"	601-091A	1306138 THRU CURRENT
MT15	TRACK - SCREW	BOTTOM DOOR TRACK #8 X 1"	601-091A	1306138 THRU CURRENT
MT15-54	TRACK - SCREW	BOTTOM DOOR TRACK #8 X 1"	601-091A	1306138 THRU CURRENT
MT17	TRACK - SCREW	BOTTOM DOOR TRACK #8 X 1"	601-091A	1306138 THRU CURRENT
MT19-54	TRACK - SCREW	BOTTOM DOOR TRACK #8 X 1"	601-091A	1306138 THRU CURRENT
MT19-54	TRACK - SCREW	BOTTOM DOOR TRACK #8 X 1"	601-091A	1306138 THRU CURRENT
MT20	TRACK - SCREW	BOTTOM DOOR TRACK #8 X 1"	601-091A	1306138 THRU CURRENT
MT20-54	TRACK - SCREW	BOTTOM DOOR TRACK #8 X 1"	601-091A	1306138 THRU CURRENT
MT66	TRACK - SCREW	BOTTOM DOOR TRACK #8 X 1"	601-091A	1306138 THRU CURRENT
SLM48	TRACK - SCREW	BOTTOM DOOR TRACK #8 X 1"	601-091A	1306138 THRU CURRENT
BZ13	HOT GAS -LINE	DISCHARGE TUBE	49B30-325D-02	3133015 THRU CURRENT
BZ16	HOT GAS -LINE	DISCHARGE TUBE	49B30-313C	3133015 THRU CURRENT
MT15	WASHER	STAR WASHER - ONE PER ROLLER 1/4 EXT.TOOTH	603-036A	8123598 THRU 1306140
MT15	WASHER	ROLLER ADJUSTMENT	603-404A	1306140 THRU CURRENT
MT17	WASHER	STAR WASHER - ONE PER ROLLER 1/4 EXT.TOOTH	603-036A	8123598 THRU 1306140
MT17	WASHER	ROLLER ADJUSTMENT	603-404A	1306140 THRU CURRENT
MT19-54	WASHER	STAR WASHER - ONE PER ROLLER 1/4 EXT.TOOTH	603-036A	8123598 THRU 1306140
MT19-54	WASHER	ROLLER ADJUSTMENT	603-404A	1306140 THRU CURRENT
MT20	WASHER	STAR WASHER - ONE PER ROLLER 1/4 EXT.TOOTH	603-036A	8123598 THRU 1306140
MT20	WASHER	ROLLER ADJUSTMENT	603-404A	1306140 THRU CURRENT
MT22	WASHER	STAR WASHER - ONE PER ROLLER 1/4 EXT.TOOTH	603-036A	8123598 THRU 1306140
MT22	WASHER	ROLLER ADJUSTMENT	603-404A	1306140 THRU CURRENT
MT33	WASHER	STAR WASHER - ONE PER ROLLER 1/4 EXT.TOOTH	603-036A	8123598 THRU 1306140
MT33	WASHER	ROLLER ADJUSTMENT	603-404A	1306140 THRU CURRENT
MT35	WASHER	STAR WASHER - ONE PER ROLLER 1/4 EXT.TOOTH	603-036A	8123598 THRU 1306140
MT35	WASHER	ROLLER ADJUSTMENT	603-404A	1306140 THRU CURRENT
MT38	WASHER	STAR WASHER - ONE PER ROLLER 1/4 EXT.TOOTH	603-036A	8123598 THRU 1306140
MT38	WASHER	ROLLER ADJUSTMENT	603-404A	1306140 THRU CURRENT
MT45	WASHER	STAR WASHER - ONE PER ROLLER 1/4 EXT.TOOTH	603-036A	8123598 THRU 1306140
MT45	WASHER	ROLLER ADJUSTMENT	603-404A	1306140 THRU CURRENT
MT66	WASHER	STAR WASHER - ONE PER ROLLER 1/4 EXT.TOOTH	603-036A	8123598 THRU 1306140
MT66	WASHER	ROLLER ADJUSTMENT	603-404A	1306140 THRU CURRENT
SLM48	WASHER	STAR WASHER - ONE PER ROLLER 1/4 EXT.TOOTH	603-036A	8123598 THRU 1306140
SLM48	WASHER	ROLLER ADJUSTMENT	603-404A	1306140 THRU CURRENT
MT15	WASHER	TOP DOOR TRACK 1/4 EXT. TOOTH	603-036A	1306138 THRU CURRENT
MT17	WASHER	TOP DOOR TRACK 1/4 EXT. TOOTH	603-036A	1306138 THRU CURRENT
MT19	WASHER	TOP DOOR TRACK 1/4 EXT. TOOTH	603-036A	1306138 THRU CURRENT
MT20	WASHER	TOP DOOR TRACK 1/4 EXT. TOOTH	603-036A	1306138 THRU CURRENT
MT22	WASHER	TOP DOOR TRACK 1/4 EXT. TOOTH	603-036A	1306138 THRU CURRENT
MT33	WASHER	TOP DOOR TRACK 1/4 EXT. TOOTH	603-036A	1306138 THRU CURRENT
MT38	WASHER	TOP DOOR TRACK 1/4 EXT. TOOTH	603-036A	1306138 THRU CURRENT
MT45	WASHER	TOP DOOR TRACK 1/4 EXT. TOOTH	603-036A	1306138 THRU CURRENT
MT66	WASHER	TOP DOOR TRACK 1/4 EXT. TOOTH	603-036A	1306138 THRU CURRENT
SLM48	WASHER	TOP DOOR TRACK 1/4 EXT. TOOTH	603-036A	1306138 THRU CURRENT
MT15	WASHER - SPACER	FOR DOOR CARTRIDGE .028x.032 S/S	603-404A	8123598 THRU CURRENT
MT17	WASHER - SPACER	FOR DOOR CARTRIDGE .028x.032 S/S	603-404A	8123598 THRU CURRENT
MT19-54	WASHER - SPACER	FOR DOOR CARTRIDGE .028x.032 S/S	603-404A	8123598 THRU CURRENT
MT20	WASHER - SPACER	FOR DOOR CARTRIDGE .028x.032 S/S	603-404A	8123598 THRU CURRENT
MT22	WASHER - SPACER	FOR DOOR CARTRIDGE .028x.032 S/S	603-404A	8123598 THRU CURRENT
MT33	WASHER - SPACER	FOR DOOR CARTRIDGE .028x.032 S/S	603-404A	8123598 THRU CURRENT
MT38	WASHER - SPACER	FOR DOOR CARTRIDGE .028x.032 S/S	603-404A	8123598 THRU CURRENT
MT45	WASHER - SPACER	FOR DOOR CARTRIDGE .028x.032 S/S	603-404A	8123598 THRU CURRENT
MT66	WASHER - SPACER	FOR DOOR CARTRIDGE .028x.032 S/S	603-404A	8123598 THRU CURRENT
SLM48	WASHER - SPACER	FOR DOOR CARTRIDGE .028x.032 S/S	603-404A	8123598 THRU CURRENT
BZ16	WICKING	CONDENSATE PAN	703-982B-05	3133015 THRU CURRENT
MT12	WICKING	CONDENSATE PAN	703-444A	3133015 THRU CURRENT
MT17	WICKING	CONDENSATE PAN	703-444A	3133015 THRU CURRENT
MT18	WICKING	CONDENSATE PAN	703-782A	3133015 THRU CURRENT
MT21	WICKING	CONDENSATE PAN	703-782A	3133015 THRU CURRENT
MT22	WICKING	CONDENSATE PAN	703-444A	3133015 THRU CURRENT
MT27	WICKING	CONDENSATE PAN	703-444A	3133015 THRU CURRENT

ACCESSORIES

MT27	WICKING	CONDENSATE PAN	703-782A	3133015 THRU CURRENT
MT66	WICKING	CONDENSATE PAN	703-444A	3133015 THRU CURRENT
MT72	WICKING	CONDENSATE PAN	703-444A	3133015 THRU CURRENT
MT 20	WICKING	CONDENSATE PAN	703-969A	3133015 THRU CURRENT
MT15-54	WICKING	CONDENSATE PAN	703-789A	3133015 THRU CURRENT
MT17-54	WICKING	CONDENSATE PAN	703-789A	3133015 THRU CURRENT
MT33	WICKING	CONDENSATE PAN	703-444A	3133015 THRU CURRENT
MT35	WICKING	CONDENSATE PAN	703-782A	3133015 THRU CURRENT
MT38	WICKING	CONDENSATE PAN	703-444A	3133015 THRU CURRENT
MT45	WICKING	CONDENSATE PAN	703-444A	3133015 THRU CURRENT
MT49	WICKING	CONDENSATE PAN	703-444A	3133015 THRU CURRENT