

# ***BEVERAGE INDUSTRY***

## ***PARTS MANUAL***



***ALL PURPOSE COLD***

**2003**

***115V/60HZ***

***220V/60HZ***

***220V/50HZ***

| PART                                   | IL - NUMBER | PAGE NUMBER |
|--|-------------|-------------|
| ACCUMULATOR                            | IL - 8      | 1           |
| BALLAST                                | IL -2,8     | 1 & 2       |
| BALLAST REPLACEMENT KIT                | IL - 2      | 2           |
| BASE PLATE                             | IL - 7      | 2           |
| BASE STAND                             | IL - 7      | 2           |
| BODY COVER (SMM10)                     | IL - 7      | 2           |
| BOLT- TOP TRACK                        |             | 3           |
| BOLT-DOOR HINGE                        | IL - 5      | 2 & 3       |
| BRACKET-EVAP.FAN MOTOR                 | IL - 3      | 4           |
| BRACKET-CONDENSER FAN MOTOR            | IL - 9      | 3           |
| BRACKET-DOOR ROLLER                    | IL - 4      | 3 & 4       |
| BRACKET-FOR EVAP. COVER                | IL - 9      | 3           |
| BRACKET-SCREW FOR ROLLER BKT.          | IL - 4      | 4           |
| BREAKER-CABINET                        | IL - 6      | 4 & 5       |
| BREAKER-DOOR TRACK-BOTTOM              | IL - 6      | 5           |
| BREAKER-END GLASS-RETAINER             | IL - 6      | 5           |
| BREAKER-LID TRACK                      |             | 5           |
| BREAKER-POCKET-COVER                   | IL - 6      | 5 & 6       |
| BREAKER-TOP TRIM                       | IL - 6      | 6           |
| CAP. & RELAY ASSEMBLY                  | IL - 9      | 6           |
| CAPACITORS                             | IL - 9      | 6           |
| CAPILLARY TUBES                        | IL - 8      | 7           |
| CAP-RUBBER STRIP                       | IL - 1      | 6           |
| CASTERS                                | IL - 11     | 7 & 8       |
| CENTER DOOR BUMPERS                    | IL - 4      | 8           |
| CENTER PIPE (SMM10)                    | IL - 7      | 8           |
| COLLECTOR-INNER (SMM10)                | IL - 7      | 8           |
| COLLECTOR-OUTER (SMM10)                | IL - 7      | 8           |
| COMPRESSORS                            | IL - 7,8,9  | 8 & 9       |
| CONDENSATE PANS                        | IL - 8,9    | 9           |
| CONDENSING UNITS                       | IL - 8      | 10 & 11     |
| CONDENSOR COILS                        | IL - 7,8,9  | 9           |
| CORNER COVER                           | IL - 6      | 13          |
| COVER-ASSY-EVAPORATOR                  | IL - 3      | 13          |
| CURVE FLOW SHELF KITS                  | IL - 11     | 13          |
| DEFROST TIMER (SMM10)                  | IL - 7      | 14          |
| DIVIDERS (SMM10)                       | IL - 7      | 14          |
| DOOR HANDLE REPLACEMENT KITS (SLIDE DC | IL - 4,5    | 18          |
| DOOR HANDLE -SCREWS                    | IL - 5      | 18          |
| DOOR HANDLE WASHERS                    | IL - 5      | 18          |
| DOOR HANDLES                           | IL - 5      | 17 & 18     |
| DOOR HINGES                            | IL - 5      | 15 & 16     |
| DOOR LOCK KITS                         | IL - 10     | 16          |
| DOOR ROLLER-NUT                        | IL - 4      | 19          |
| DOOR STOP BUMPERS                      | IL - 1,4    | 17          |
| DOOR STOP SCREWS                       | IL - 1      | 19          |
| DOOR STOPS                             | IL - 4,5    | 16 & 17     |
| DOOR TRACK NUT                         | IL - 4      | 19          |
| DOOR TRACKES-TOP                       | IL - 1      | 14          |
| DOOR-ROLLER KITS                       | IL - 4      | 42 & 43     |

| PART                             | IL - NUMBER  | PAGE NUMBER |
|----------------------------------|--------------|-------------|
| DOOR-ROLLER                      | IL - 4       | 42          |
| DOORS                            | IL - 4,5     | 13 & 14     |
| DRAIN CLAMP (BZ13)               |              | 20          |
| DRAIN FLANGE                     | IL - 3       | 20          |
| DRAIN FLANGE ADAPTER             | IL - 3       | 20          |
| DRUM ASSY. (SMM10)               | IL - 7       | 20          |
| DRYERS                           | IL - 7,8     | 20 & 21     |
| END CAPS                         | IL - 2       | 21          |
| EVAP. COVER BRACKET              | IL - 3       | 41          |
| EVAP. COVER RETAINER-SCREW       | IL - 3       | 41          |
| TINNERMAN CLIP                   | IL - 3       | 49          |
| EVAP. FAN HOUSINGS               | IL - 3       | 20 & 21     |
| BALLAST REPLACEMENT KIT          | IL - 2       | 23          |
| EVAPORATOR COIL                  | IL - 7,8,9   | 21 & 22     |
| FAN BLADES                       | IL - 3,7,8,9 | 23 & 24     |
| FAN GUARDS                       | IL - 3       | 23          |
| FAN SHROUDS-CONDENSOR            | IL - 8       | 24          |
| SHIELDS (BZ13/16) - FRONT& END   | IL - 1       | 44          |
| GASKETS                          | IL - 4,5,6   | 25          |
| GLASS - SLIDE                    |              | 25          |
| GLIDE MATS                       | IL - 11      | 25          |
| GRILL SCREWS                     |              | 26          |
| GRILLS                           | IL - 1       | 26 & 27     |
| HANDLE-ADAPTER                   |              | 26          |
| HANDLE-NUT                       | IL - 5       | 26          |
| HANDLE-REPAIR KITS (SLIDE DOORS) | IL - 4       | 26          |
| HEAD RAIL REPAIR KITS            | IL - 5       | 26          |
| HEAT EXCHANGER (SMM10)           | IL - 7       | 26          |
| HEATER-TOP (BZ13&16)             |              | 26          |
| HOLD DOWN-HOT GAS TUBE           |              | 26          |
| HOLD OPEN-HEX NUT                | IL - 1       | 26          |
| HOLD OPEN-PIN                    | IL - 1       | 27          |
| HOLD OPEN-SCREW                  | IL - 1       | 27          |
| HOLDERS-BOTTLE (EZA84LD)         |              | 27          |
| HONEY COMB                       | IL - 1       | 27          |
| HOT GAS - LINE                   | IL - 8       | 48          |
| LAMP ASSEMBLIES                  | IL - 2       | 27,28 & 29  |
| LAMP HOLDERS                     | IL - 2       | 29 & 30     |
| LAMP RETAINERS                   | IL - 3       | 30 & 31     |
| LAMP SHELDS                      | IL - 2       | 31          |
| LAMPS                            | IL - 2       | 27          |
| LEG LEVELERS                     | IL - 11      | 31 & 32     |
| LEGS                             | IL - 11      | 31          |
| LIGHTING UPGRADE (BZ16)          | IL - 2       | 32          |
| LIVE DISPLAY ASSY.               |              | 13          |
| METEL-BODY (SMM10)               | IL - 7       | 32          |
| MOTOR SCREWS - EVAP.             | IL - 3       | 34          |

| PART                                | IL - NUMBER       | PAGE NUMBER              |
|-------------------------------------|-------------------|--------------------------|
| MOTORS-EVAP. FAN                    | <u>IL - 3</u>     | <u>33 &amp; 34</u>       |
| MPTORS-CONDENSER FAN                | <u>IL - 7,8,9</u> | <u>33 &amp; 34</u>       |
| OVERLOADS                           | <u>IL - 9</u>     | <u>35 &amp; 36</u>       |
| PANS-EVAP DRAIN                     | <u>IL - 1</u>     | <u>36</u>                |
| PILASTER SCREWS                     |                   | <u>37</u>                |
| PILASTER/ SHELF SUPPORTS            | <u>IL - 11</u>    | <u>36</u>                |
| REAR ASSEMBLY KIT (MT15)            |                   | <u>37</u>                |
| REFRIGERATION ASSEMBLYS             | <u>IL - 8,9</u>   | <u>37 &amp; 38</u>       |
| RELAYS                              | <u>IL - 9</u>     | <u>38 &amp; 39</u>       |
| REVERSING COND. FAN-KITS            | <u>IL - 9</u>     | <u>40,41,42 &amp; 43</u> |
| SHEILD CLAMP (BZ13/16)              | <u>IL - 1</u>     | <u>44</u>                |
| SHELF CLIPS                         | <u>IL - 11</u>    | <u>43 &amp; 44</u>       |
| SHELF SUPPORTS (UC85)               | <u>IL - 11</u>    | <u>43</u>                |
| SHELVES                             | <u>IL - 11</u>    | <u>43</u>                |
| SIGN FRAMES                         | <u>IL - 1</u>     | <u>44</u>                |
| SPACER-HINGE (MM UNITS)             | <u>IL - 5</u>     | <u>44</u>                |
| SPRINGS-SLIDE DOORS                 | <u>IL - 4,5</u>   | <u>44 &amp; 45</u>       |
| SUCTION LINES/CAP TUBE ASSEMBLYS    | <u>IL - 8</u>     | <u>45 &amp; 46</u>       |
| SWITCHE-FAN/LIGHT                   | <u>IL - 3</u>     | <u>46 &amp; 47</u>       |
| TEMPERATURE CONTROL MOUNTING SCREWS |                   | <u>12 &amp; 13</u>       |
| TEMPERATURE CONTROLS                | <u>IL - 3</u>     | <u>11 &amp; 12</u>       |
| THERMOMETERS                        | <u>IL - 3</u>     | <u>47</u>                |
| TOP ASSEMBLYS (BX16)                |                   | <u>47</u>                |
| TOP TRACK SCREWS                    |                   | <u>48</u>                |
| WASHER SPACERS                      | <u>IL - 4,5</u>   | <u>48</u>                |
| WASHERS                             | <u>IL - 4,5</u>   | <u>48</u>                |
| WICKING                             | <u>IL - 8,9</u>   | <u>49</u>                |

TOC III

## HOW TO USE THIS MANUAL

- (1) The parts in this manual are listed in alphabetical order and are illustrated on pages IL-1 THRU. IL-11.
- (2) To locate a part you are looking for scroll the Table of Contents (TOC). There you will find the part listed along with the Illustration Page number (IL - 1) and the Page Number where the part can be found,
- (3) When searching for a part please have the serial number of the cabinet for reference. This will insure you will receive the correct parts. Please refer to the serial number chart below.

Note: Most parts are illustrated, some parts are not. However all parts are listed.

| SERIAL NUMBER BREAK HISTORY |         |          |          |         |
|-----------------------------|---------|----------|----------|---------|
|                             | 1st Qtr | 2nd Qtr  | 3rd Qtr  | 4th Qtr |
| 1990                        | JAN-MAR | MAR-JUNE | JUNE-OCT | OCT-DEC |
|                             | 13      | 14       | 15       | 16      |
| 1991                        | JAN-MAR | MAR-JUNE | JUNE-OCT | OCT-DEC |
|                             | 17      | 18       | 19       | 20      |
| 1992                        | JAN-MAR | MAR-JUNE | JUNE-OCT | OCT-DEC |
|                             | 21      | 22       | 23       | 24      |
| 1993                        | JAN-MAR | MAR-JUNE | JUNE-OCT | OCT-DEC |
|                             | 25      | 26       | 27       | 28      |
| 1994                        | JAN-MAR | MAR-JUNE | JUNE-OCT | OCT-DEC |
|                             | 29      | 30       | 31       | 32      |
| 1995                        | JAN-MAR | MAR-JUNE | JUNE-OCT | OCT-DEC |
|                             | 33      | 34       | 35       | 36      |
| 1996                        | JAN-MAR | MAR-JUNE | JUNE-OCT | OCT-DEC |
|                             | 37      | 38       | 39       | 41      |
| 1997                        | JAN-MAR | MAR-JUNE | JUNE-OCT | OCT-DEC |
|                             | 42      | 43       | 44       | 45      |
| 1998                        | JAN-MAR | MAR-JUNE | JUNE-OCT | OCT-DEC |
|                             | 46      | 47       | 48       | 49      |
| 1999                        | JAN-MAR | MAR-JUNE | JUNE-OCT | OCT-DEC |
|                             | 50      | 51       | 52       | 53      |
| 2000                        | JAN-MAR | MAR-JUNE | JUNE-OCT | OCT-DEC |
|                             | 54      | 55       | 56       | 57      |
| 2001                        | JAN-MAR | MAR-JUNE | JUNE-OCT | OCT-DEC |
|                             | 58      | 59       | 60       | 61      |
| 2002                        | JAN-MAR | MAR-JUNE | JUNE-OCT | OCT-DEC |
|                             | 62      | 63       | 64       | 65      |
| 2003                        | JAN-MAR | MAR-JUNE | JUNE-OCT | OCT-DEC |
|                             | 66      | 67       | 68       | 69      |
| 2004                        | JAN-MAR | MAR-JUNE | JUNE-OCT | OCT-DEC |
|                             | 70      | 71       | 72       | 73      |
| 2005                        | JAN-MAR | MAR-JUNE | JUNE-OCT | OCT-DEC |
|                             | 74      | 75       | 76       | 77      |




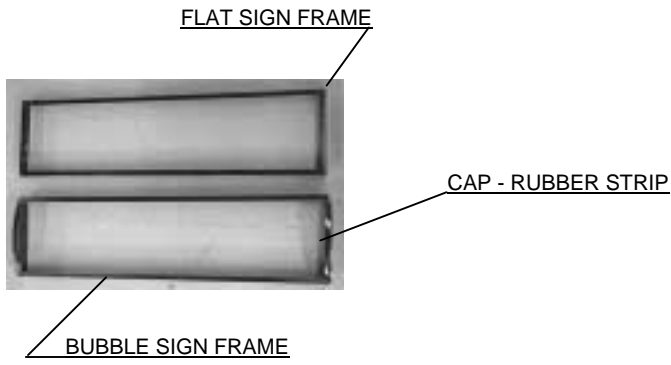
Note: First two digits represent quarter

From 1981 thru 1985 the first two digits identified the year the unit was manufactured (81 thru 85)

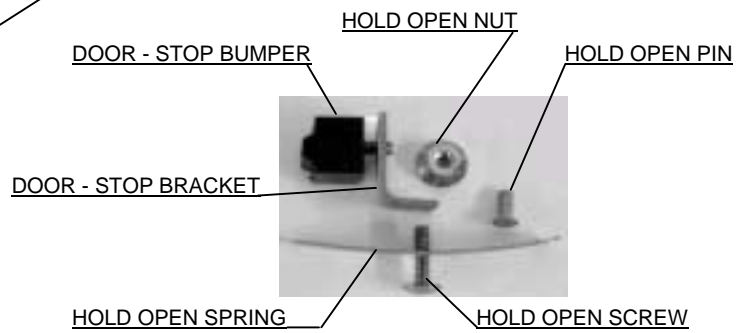
In 1986 the first two digits (40) were used to identify that year.

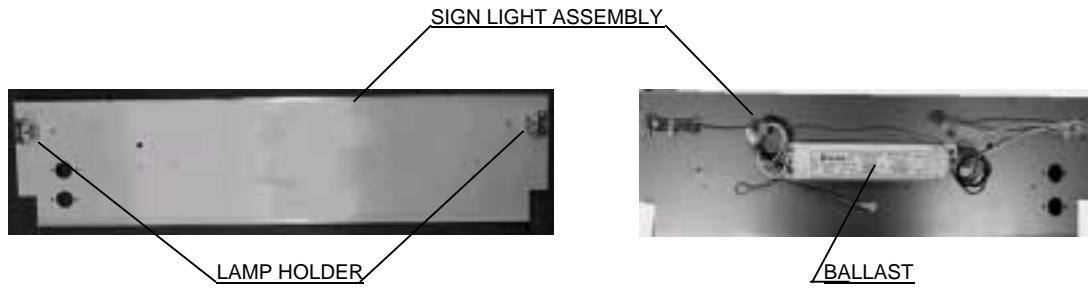
In 1987 Beverage-Air began utilizing the current system by quarters and skipped the (40) range because that serial range had already been used in 1986.

CABINET COMPONENTS

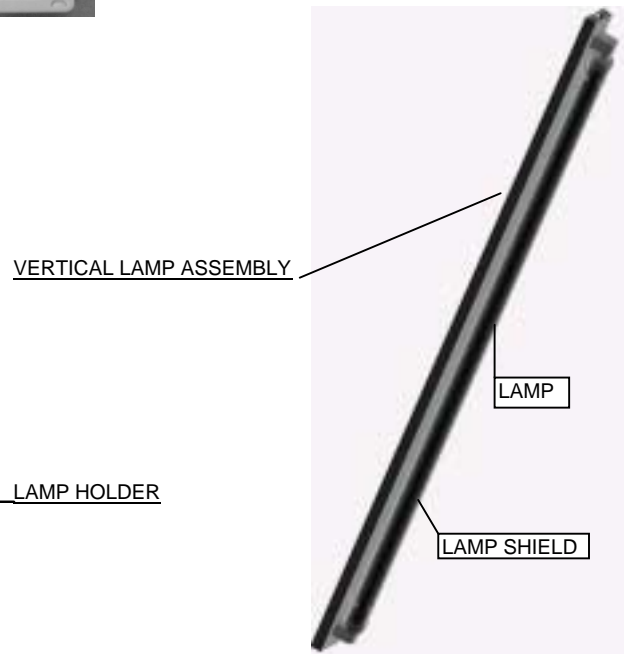
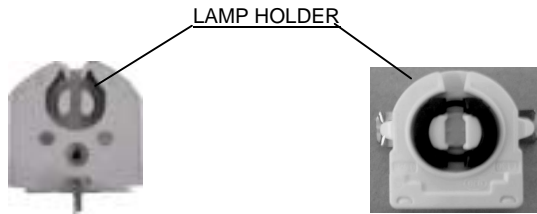


EVAPORATOR DRAIN PAN

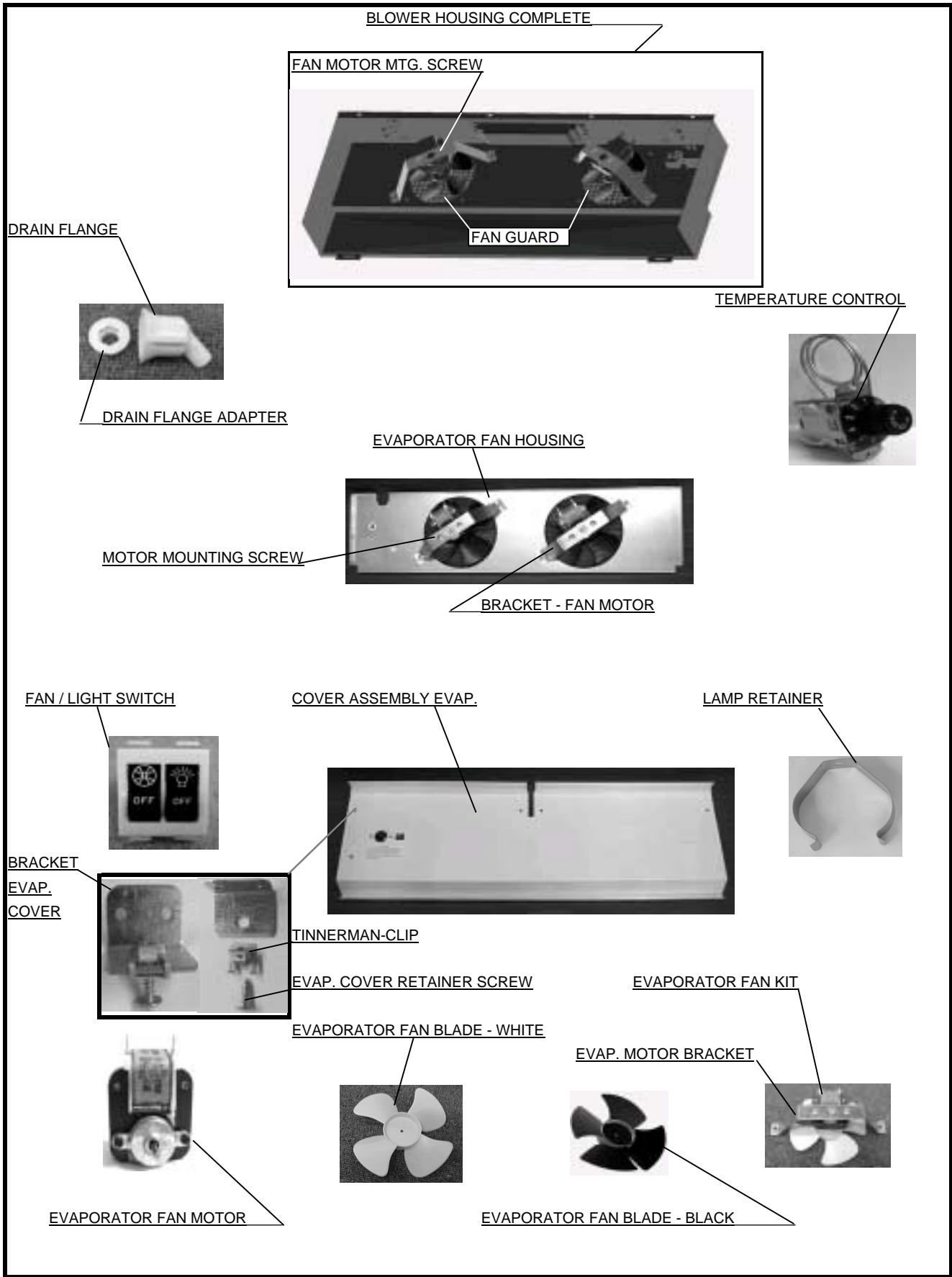




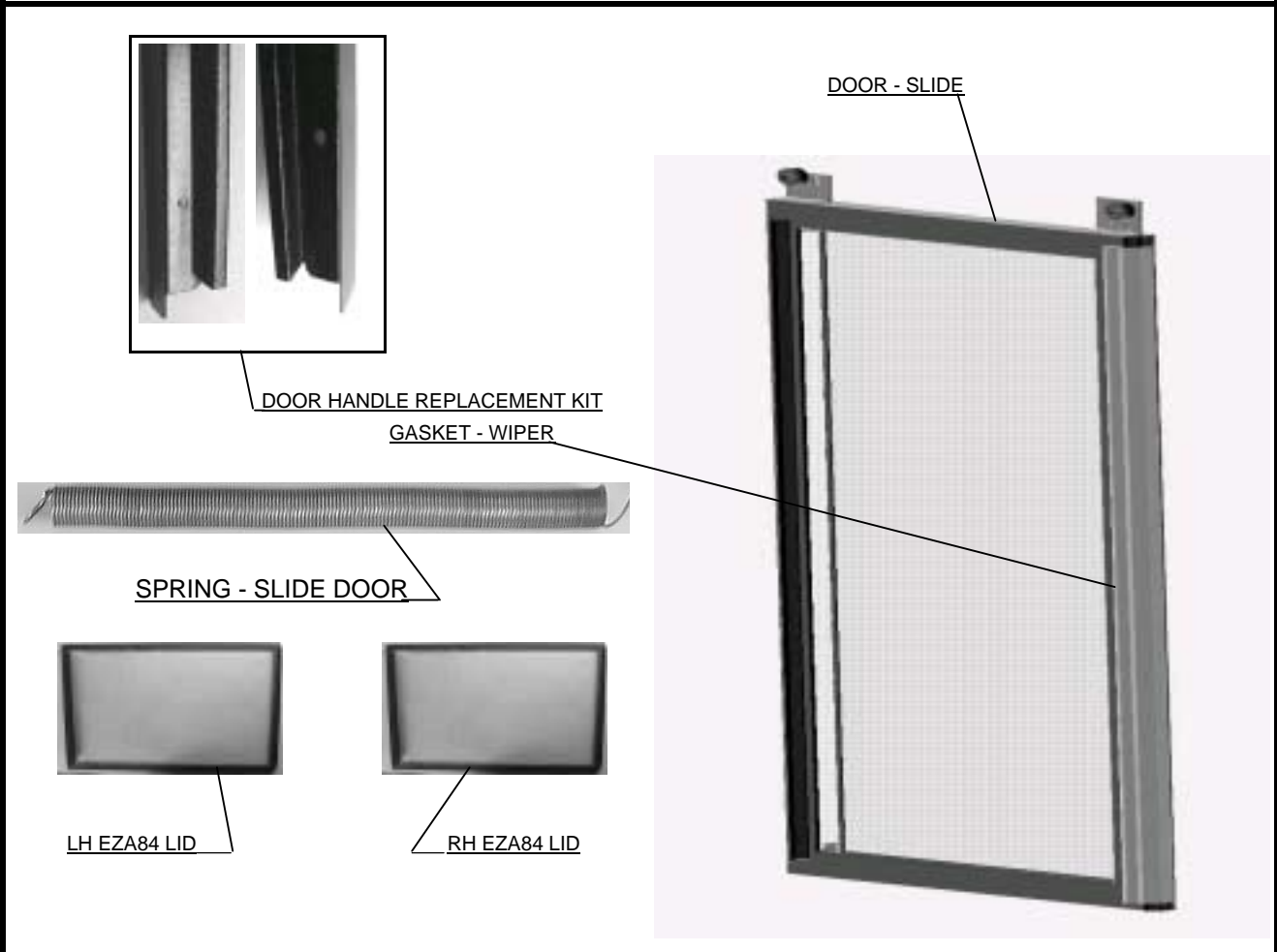
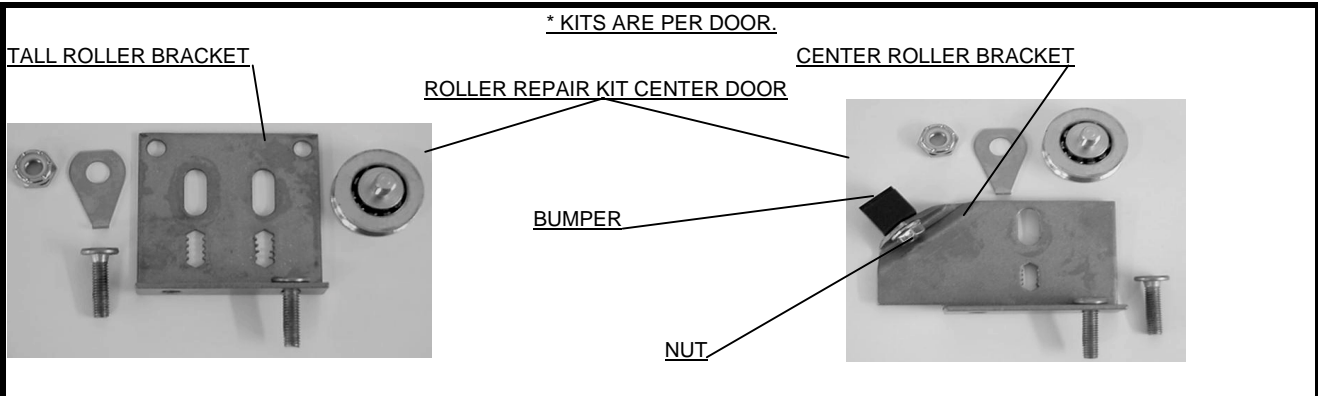
BALLAST REPLACEMENT KIT  
NOTE: DOES NOT COME WITH  
FAN MOTORS & BLADES



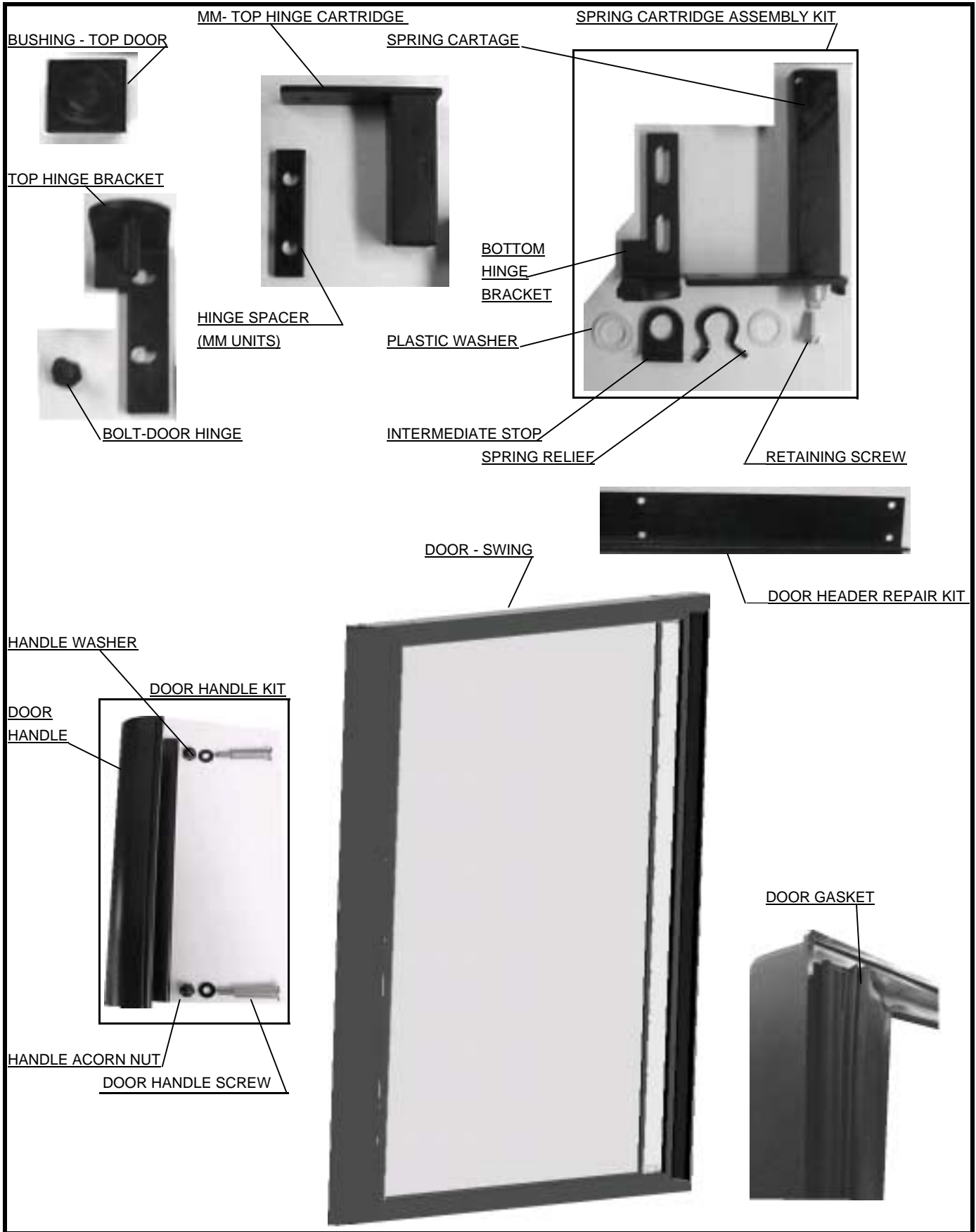
FAN HOUSINGS







**DOORS-SWING**




CABINET GASKET




BREAKER - TOP TRIM




BREAKER - CABINET (LEFT SIDE)




BREAKER - CABINET (RIGHT SIDE)



END GLASS RETAINER



BREAKER - DOOR TRACK-BOTTOM



GASKET - TOP TRACK




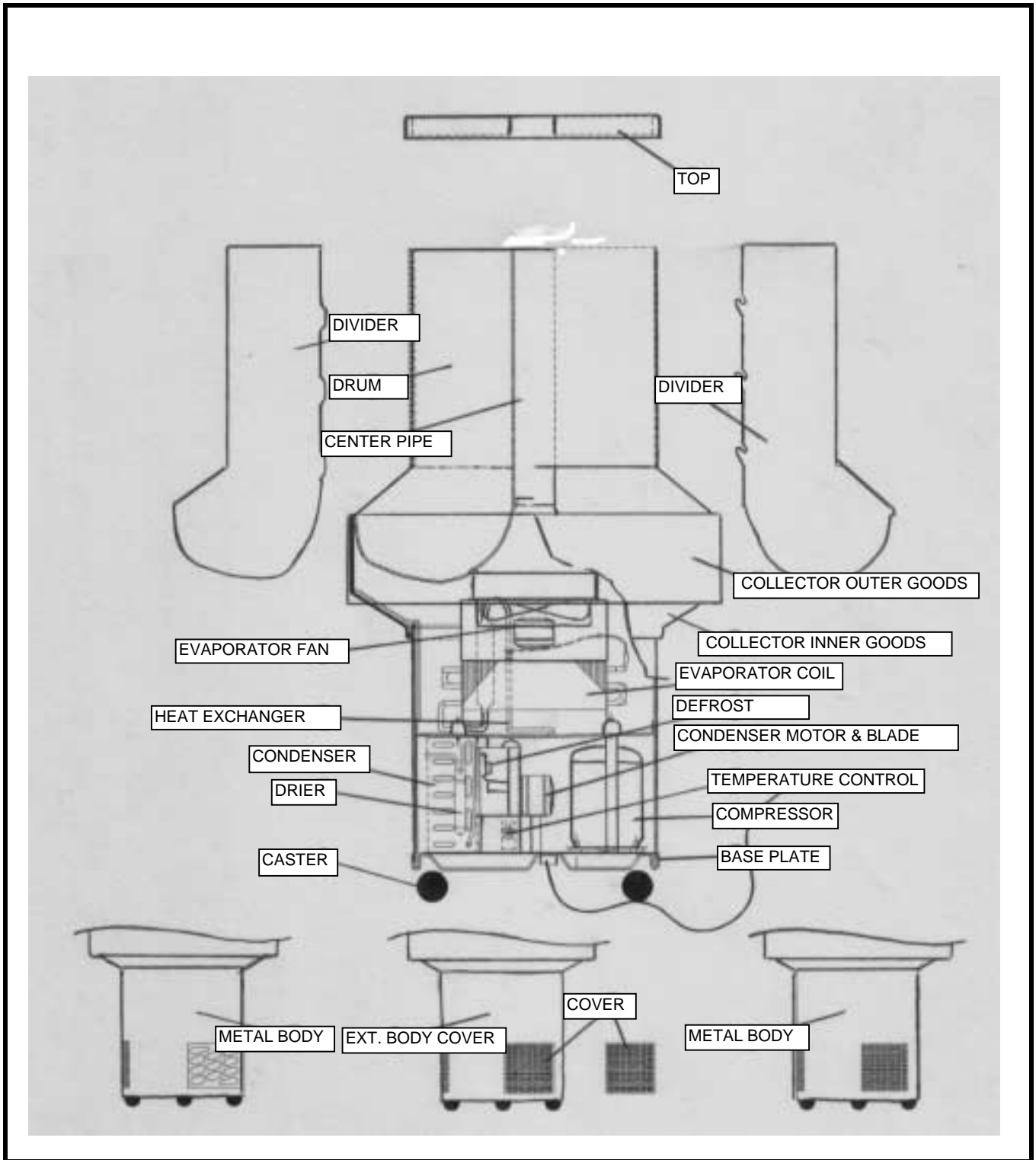
CORNER CIVER - SLIDE DOOR

BREAKER - POCKET COVER



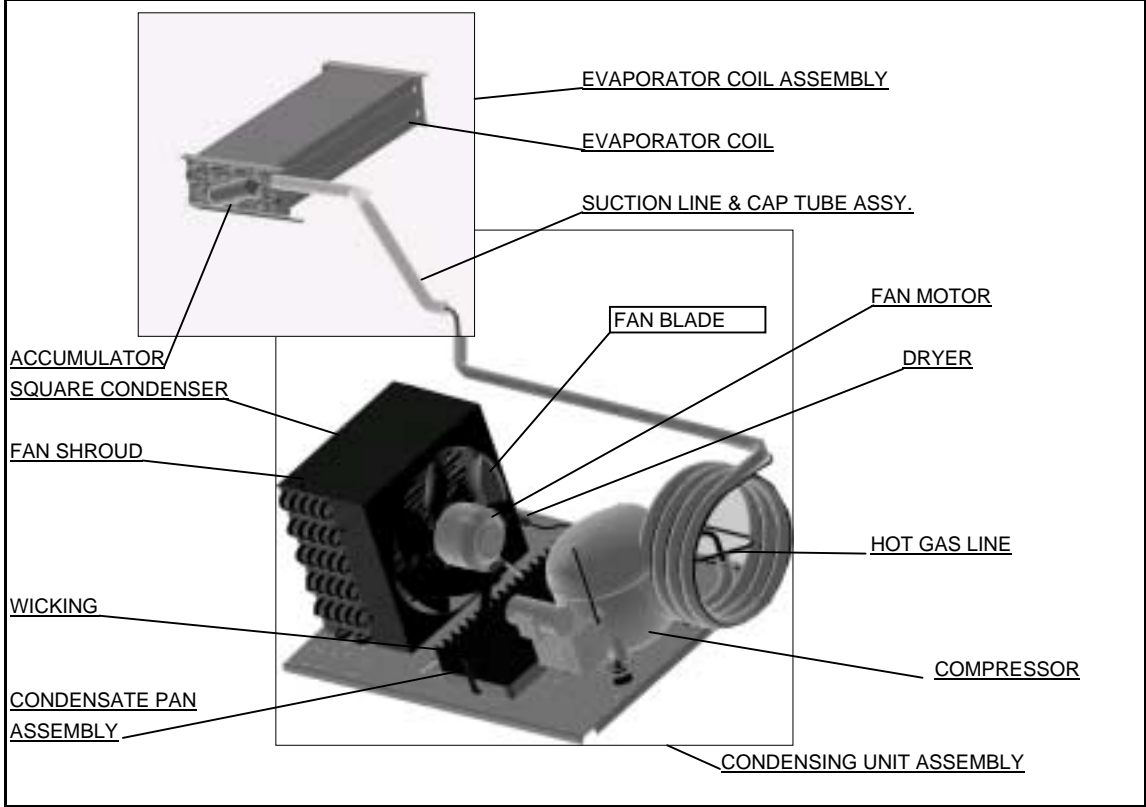
CORNER COVER - SWING DOOR



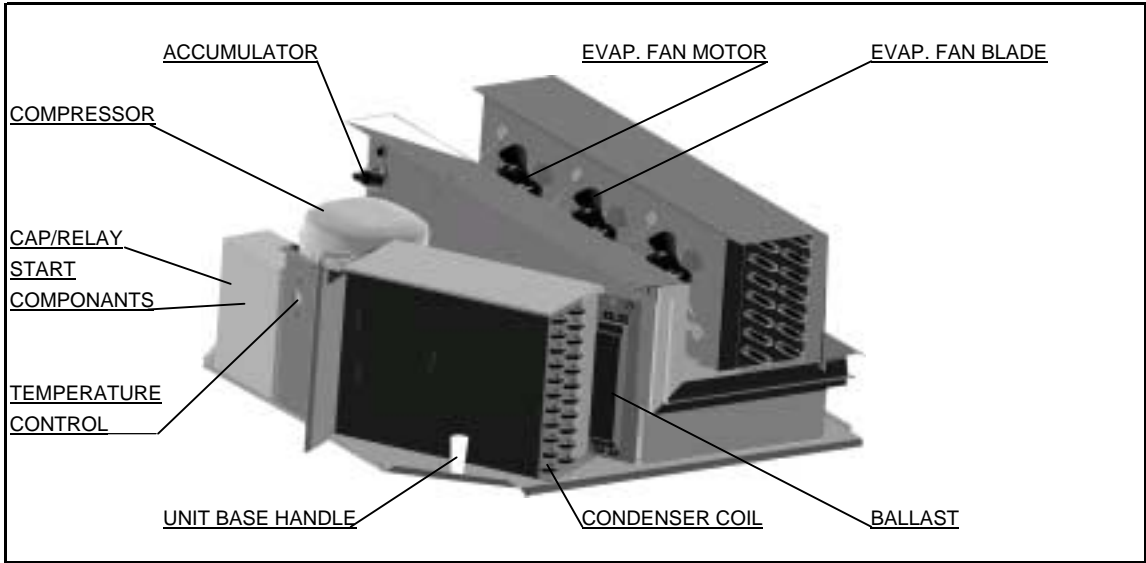


IL - 7

REFRIGERATION ASSEMBLY (COMPLETE)

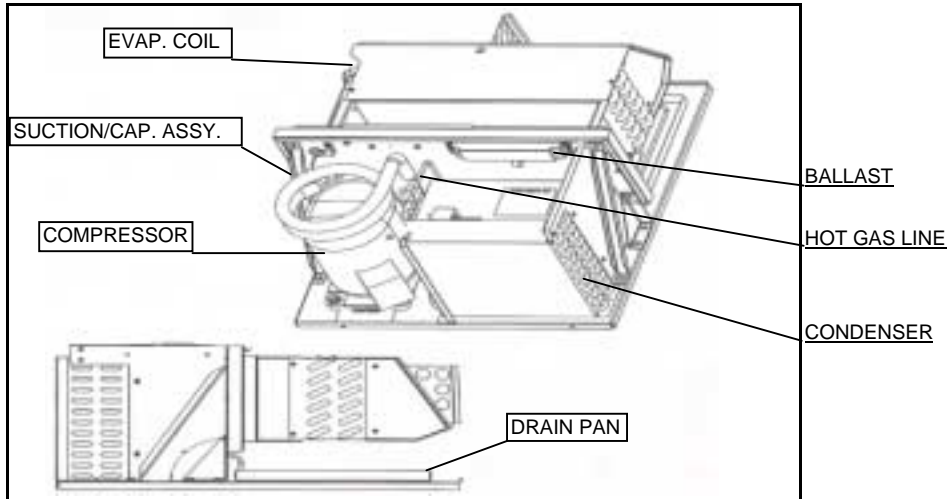


BZ16 REFRIGERATION DECK ASSEMBLY




REFRIGERATION

BZ13 REFRIGERATION DECK ASSEMBLY



CONDENSING UNIT ASSEMBLY



CONDENSATE AIR WICKS

REVERSING CONDENSER FAN KIT



TIMER

REVERSING MOTOR

WIRE HARNESS

TIMER HOUSING

RUN CAP.

START CAPACITOR

CAP. & RELAY ASSEMBLY


CONDENSER FAN MOTOR



CONDENSER FAN BLADE



RELAY POTENTIAL




CONDENSER FAN MOTOR BRACKET

CURVED CONDEN



BARE TUBE CONDENSER



SQUARE CONDENSER




CURRENT RELAY



OVERLOAD




DOOR LOCK KIT MT10/12/14/18/1921/23/27



DOOR LOCK KIT MT72



DOOR LOCK KIT MT49




DOOR LOCK KIT MT33/38/45/SLM48



DOOR LOCK KIT MT66

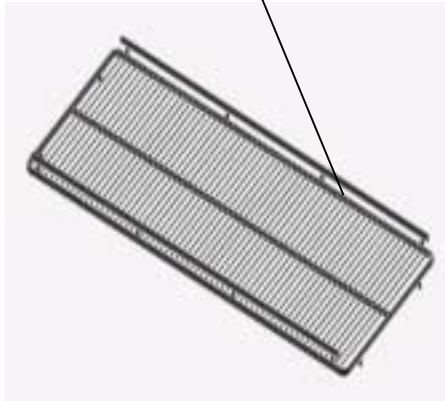
DOOR LOCK KIT MM14



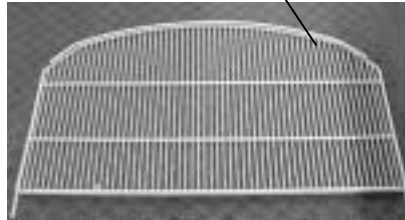
DOOR LOCK KIT MT15/17/19-54




SHELVING - MT




SHELVING - BZ



MT GLIDE MAT




BZ GLIDE MAT



SHELF CLIP



CURVE FLOW ORGANIZER



PILASTER SHELF SUPPORTS



CASTER - 4 INCH



Caster - 6 inch



LEG



LEVELER



**ACCESSORIES**

| <b>MODEL #</b> | <b>Part</b> | <b>Description</b>                     | <b>PART NUMBER</b> | <b>SERIAL RANGE</b>  |
|----------------|-------------|--|--------------------|----------------------|
| BZ16           | ACCUMULATOR | ACCUMULATOR                            | 303-090A           | 3133015 THRU CURRENT |
| EZA84          | ACCUMULATOR | ACCUMULATOR                            | 303-094A           | 3133015 THRU CURRENT |
| MM14           | ACCUMULATOR | ACCUMULATOR                            | 303-110B           | 4878520 THRU CURRENT |
| MM27           | ACCUMULATOR | ACCUMULATOR                            | 303-110B           | 4878520 THRU CURRENT |
| MT10           | ACCUMULATOR | ACCUMULATOR                            | 303-110B           | 4878520 THRU CURRENT |
| MT12           | ACCUMULATOR | ACCUMULATOR                            | 303-110B           | 4878520 THRU CURRENT |
| MT14           | ACCUMULATOR | ACCUMULATOR                            | 303-110B           | 4878520 THRU CURRENT |
| MT15           | ACCUMULATOR | ACCUMULATOR                            | 303-071A           | THRU 3140800         |
| MT15           | ACCUMULATOR | ACCUMULATOR                            | 303-110B           | 3140801 THRU CURRENT |
| MT15-54        | ACCUMULATOR | ACCUMULATOR                            | 303-071A           | THRU 3140800         |
| MT15-54        | ACCUMULATOR | ACCUMULATOR                            | 303-110B           | 3140801 THRU CURRENT |
| MT17           | ACCUMULATOR | ACCUMULATOR                            | 303-071A           | 8123598 THRU 3103462 |
| MT17           | ACCUMULATOR | ACCUMULATOR                            | 303-110B           | 3103462 THRU CURRENT |
| MT17-54        | ACCUMULATOR | ACCUMULATOR                            | 303-071A           | 0108003 THRU 3134763 |
| MT17-54        | ACCUMULATOR | ACCUMULATOR                            | 303-110B           | 3134764 THRU CURRENT |
| MT18           | ACCUMULATOR | ACCUMULATOR                            | 303-071A           | 4878520 THRU CURRENT |
| MT19           | ACCUMULATOR | ACCUMULATOR                            | 303-110B           | 4878520 THRU CURRENT |
| MT19-54        | ACCUMULATOR | ACCUMULATOR                            | 303-110B           | 4878520 THRU CURRENT |
| MT20-54        | ACCUMULATOR | ACCUMULATOR                            | 303-110B           | 4878520 THRU CURRENT |
| MT21           | ACCUMULATOR | ACCUMULATOR                            | 303-012A           | 0108003 THRU 1306138 |
| MT21           | ACCUMULATOR | ACCUMULATOR                            | 303-110B           | 1306139 THRU 3135463 |
| MT22           | ACCUMULATOR | ACCUMULATOR                            | 303-110B           | 4878520 THRU CURRENT |
| MT23           | ACCUMULATOR | ACCUMULATOR                            | 303-110B           | 4878520 THRU CURRENT |
| MT27           | ACCUMULATOR | ACCUMULATOR                            | 303-012A           | 8123598 THRU 1306138 |
| MT27           | ACCUMULATOR | ACCUMULATOR                            | 303-110B           | 1306139 THRU CURRENT |
| MT33           | ACCUMULATOR | ACCUMULATOR                            | 303-012A           | 8123598 THRU 1306138 |
| MT33           | ACCUMULATOR | ACCUMULATOR                            | 303-110B           | 1306139 THRU CURRENT |
| MT35           | ACCUMULATOR | ACCUMULATOR                            | 303-110B           | 4878520 THRU CURRENT |
| MT38           | ACCUMULATOR | ACCUMULATOR                            | 303-012A           | 8123598 THRU 1306138 |
| MT38           | ACCUMULATOR | ACCUMULATOR                            | 303-110B           | 1306139 THRU CURRENT |
| MT45           | ACCUMULATOR | ACCUMULATOR                            | 303-012A           | 8123598 THRU 1306138 |
| MT45           | ACCUMULATOR | ACCUMULATOR                            | 303-110B           | 1306139 THRU CURRENT |
| MT49           | ACCUMULATOR | ACCUMULATOR                            | 303-012A           | 8123598 THRU 1306138 |
| MT49           | ACCUMULATOR | ACCUMULATOR                            | 303-110B           | 1306139 THRU CURRENT |
| MT66           | ACCUMULATOR | ACCUMULATOR                            | 303-067A           | 8123598 THRU 1306138 |
| MT66           | ACCUMULATOR | ACCUMULATOR                            | 303-111B           | 1306139 THRU CURRENT |
| MT72           | ACCUMULATOR | ACCUMULATOR                            | 303-067A           | 8123598 THRU 1306138 |
| MT72           | ACCUMULATOR | ACCUMULATOR                            | 303-111B           | 1306139 THRU CURRENT |
| UR20           | ACCUMULATOR | ACCUMULATOR                            | 303-094A           | 3111474 THRU 4303134 |
| UR30           | ACCUMULATOR | ACCUMULATOR                            | 303-094A           | 3111474 THRU CURRENT |
| BZ13           | ACCUMULATOR | ACCUMULATOR                            | 303-090A           | 3133015 THRU CURRENT |
| BZ13           | BALLAST     | ELECTRONIC - 1,2 15-32W 115V/60HZ      | 503-246B-01        | 6064237 THRU CURRENT |
| BZ16           | BALLAST     | ELECTRONIC - 1,2 15-32W 115V/60HZ      | 503-246B-01        | 6064237 THRU CURRENT |
| BZ16           | BALLAST     | ELECTRONIC - 1,2 15-32W 220V/ 50/60HZ  | 503-246B-02        | 6064237 THRU CURRENT |
| EZA84          | BALLAST     | ELECTRONIC - 1,2 15-32W 115V/60HZ      | 503-246B-01        | 6064237 THRU CURRENT |
| MM14           | BALLAST     | ELECTRONIC - 1,2 15-32W 115V/60HZ      | 503-246B-01        | 6064237 THRU CURRENT |
| MM27           | BALLAST     | (1) 40W 115-60                         | 503-029A           | 3441092 THRU CURRENT |
| MM27           | BALLAST     | (2) 20W 118-50/60                      | 503-095A           | 3441092 THRU CURRENT |
| MT10           | BALLAST     | ELECTRONIC - 1,2 15-32W 220V/ 50/60 HZ | 503-246B-02        | 6064237 THRU CURRENT |
| MT10           | BALLAST     | ELECTRONIC - 1,2 15-32W 115V/60HZ      | 503-246B-01        | 6064237 THRU CURRENT |
| MT12           | BALLAST     | ELECTRONIC - 1,2 15-32W 115V/60HZ      | 503-246B-01        | 6064237 THRU CURRENT |
| MT14           | BALLAST     | ELECTRONIC - 1,2 15-32W 115V/60HZ      | 503-246B-01        | 6064237 THRU CURRENT |
| MT15           | BALLAST     | ELECTRONIC - 1,2 15-32W 220V/50/60HZ   | 503-246B-02        | 6064237 THRU CURRENT |
| MT15           | BALLAST     | ELECTRONIC - 1,2 15-32W 115V/60HZ      | 503-246B-01        | 6064237 THRU CURRENT |
| MT15-54        | BALLAST     | ELECTRONIC - 1,2 15-32W 115V/60HZ      | 503-246B-01        | 6064237 THRU CURRENT |
| MT17           | BALLAST     | ELECTRONIC - 1,2 15-32W 115V/60HZ      | 503-246B-01        | 6064237 THRU CURRENT |
| MT17           | BALLAST     | ELECTRONIC - 1,2 15-32W 220V/50/60 HZ  | 503-246B-02        | 6064237 THRU CURRENT |
| MT17-54        | BALLAST     | ELECTRONIC - 1,2 15-32W 115V/60HZ      | 503-246B-01        | 6064237 THRU CURRENT |

## ACCESSORIES

|       |                          |                                       |             |                      |
|-------|--------------------------|---------------------------------------|-------------|----------------------|
| MT18  | BALLAST                  | ELECTRONIC - 1,2 15-32W 115V/60HZ     | 503-246B-01 | 6064237 THRU CURRENT |
| MT19  | BALLAST                  | ELECTRONIC - 1,2 15-32W 115V/60HZ     | 503-246B-01 | 6064237 THRU CURRENT |
| MT21  | BALLAST                  | ELECTRONIC - 1,2 15-32W 115V/60HZ     | 503-246B-01 | 6064237 THRU CURRENT |
| MT21  | BALLAST                  | ELECTRONIC - 1,2 15-32W 220V/50HZ     | 503-246B-02 | 6064237 THRU CURRENT |
| MT21  | BALLAST                  | ELECTRONIC - 1,2 15-32W 115V/60HZ     | 503-246B-01 | 6064237 THRU CURRENT |
| MT21  | BALLAST                  | ELECTRONIC - 1,2 15-32W 220V/60 HZ    | 503-246B-02 | 6064237 THRU CURRENT |
| MT23  | BALLAST                  | ELECTRONIC - 1,2 15-32W 115V/60HZ     | 503-246B-01 | 6064237 THRU CURRENT |
| MT23  | BALLAST                  | ELECTRONIC - 1,2 15-32W 220V/50/60 HZ | 503-246B-02 | 6064237 THRU CURRENT |
| MT27  | BALLAST                  | ELECTRONIC - 1,2 15-32W 115V/60HZ     | 503-246B-01 | 6064237 THRU CURRENT |
| MT27  | BALLAST                  | ELECTRONIC - 1,2 15-32W 220V/50HZ     | 503-246B-02 | 6064237 THRU CURRENT |
| MT27  | BALLAST                  | ELECTRONIC - 1,2 15-32W 115V/60HZ     | 503-246B-01 | 6064237 THRU CURRENT |
| MT27  | BALLAST                  | ELECTRONIC - 1,2 15-32W 220V/50HZ     | 503-246B-02 | 6064237 THRU CURRENT |
| MT27  | BALLAST                  | ELECTRONIC - 1,2 15-32W 220V/60HZ     | 503-246B-02 | 6064237 THRU CURRENT |
| MT27  | BALLAST                  | ELECTRONIC - 1,2 15-32W 220V/60 HZ    | 503-246B-02 | 6064237 THRU CURRENT |
| MT33  | BALLAST                  | ELECTRONIC - 1,2 15-32W 115V/50/60HZ  | 503-246B-01 | 6064237 THRU CURRENT |
| MT33  | BALLAST                  | ELECTRONIC - 1,2 15-32W 220V/50HZ     | 503-246B-02 | 6064237 THRU CURRENT |
| MT33  | BALLAST                  | ELECTRONIC - 1,2 15-32W 220V/60HZ     | 503-246B-02 | 6064237 THRU CURRENT |
| MT35  | BALLAST                  | ELECTRONIC - 1,2 15-32W 115V/ 50/60HZ | 503-246B-01 | 6064237 THRU CURRENT |
| MT35  | BALLAST                  | ELECTRONIC - 1,2 15-32W 220V/50HZ     | 503-246B-02 | 6064237 THRU CURRENT |
| MT35  | BALLAST                  | ELECTRONIC - 1,2 15-32W 220V/60 HZ    | 503-246B-02 | 6064237 THRU CURRENT |
| MT38  | BALLAST                  | ELECTRONIC - 1,2 15-32W 115V/ 50/60HZ | 503-246B-01 | 6064237 THRU CURRENT |
| MT38  | BALLAST                  | ELECTRONIC - 1,2 15-32W 220V/50HZ     | 503-246B-02 | 6064237 THRU CURRENT |
| MT38  | BALLAST                  | ELECTRONIC - 1,2 15-32W 220V/60 HZ    | 503-246B-02 | 6064237 THRU CURRENT |
| MT45  | BALLAST                  | ELECTRONIC - 1,2 15-32W 115V/50/60HZ  | 503-246B-01 | 6064237 THRU CURRENT |
| MT45  | BALLAST                  | ELECTRONIC - 1,2 15-32W 220V/50HZ     | 503-246B-02 | 6064237 THRU CURRENT |
| MT45  | BALLAST                  | ELECTRONIC - 1,2 15-32W 220V/60HZ     | 503-246B-02 | 6064237 THRU CURRENT |
| MT49  | BALLAST                  | ELECTRONIC - 1,2 15-32W 115V/50/60HZ  | 503-246B-01 | 6064237 THRU CURRENT |
| MT49  | BALLAST                  | ELECTRONIC - 1,2 15-32W 220V/50HZ     | 503-246B-02 | 6064237 THRU CURRENT |
| MT49  | BALLAST                  | ELECTRONIC - 1,2 15-32W 220V/60 HZ    | 503-246B-02 | 6064237 THRU CURRENT |
| MT66  | BALLAST                  | ELECTRONIC - 1,2 15-32W 115V/50/60HZ  | 503-246B-01 | 6064237 THRU CURRENT |
| MT66  | BALLAST                  | ELECTRONIC - 1,2 15-32W220V/50HZ      | 503-246B-02 | 6064237 THRU CURRENT |
| MT66  | BALLAST                  | ELECTRONIC - 1,2 15-32W 220V/60HZ     | 503-246B-02 | 6064237 THRU CURRENT |
| MT72  | BALLAST                  | ELECTRONIC - 1,2 15-32W 115V/ 50/60HZ | 503-246B-01 | 6064237 THRU CURRENT |
| MT72  | BALLAST                  | ELECTRONIC - 1,2 15-32W 220V/50HZ     | 503-246B-02 | 6064237 THRU CURRENT |
| MT72  | BALLAST                  | ELECTRONIC - 1,2 15-32W 220V/60HZ     | 503-246B-02 | 6064237 THRU CURRENT |
| SLM48 | BALLAST                  | ELECTRONIC - 1,2 15-32W 115V/ 50/60HZ | 503-246B-01 | 6064237 THRU CURRENT |
| UC85  | BALLAST                  | ELECTRONIC - 1,2 15-32W 50/60         | 503-240B    | ALL SERIAL NUMBERS   |
| UR20  | BALLAST                  | 1,2 15-32W 50/60                      | 503-216A-01 | 3441092 THRU CURRENT |
| UR30  | BALLAST                  | ELECTRONIC - 1,2 15-32W 115/220 50/60 | 503-237B    | 6064237 THRU CURRENT |
| BZ13  | BALLAST- KIT             | ELECTRONIC REPLACEMENT IL-2006A       | 63C32-093A  | 1306139 THRU 6064236 |
| BZ16  | BALLAST- KIT             | ELECTRONIC REPLACEMENT IL-2006A       | 63C32-093A  | 1306139 THRU 6064236 |
| MM14  | BALLAST- KIT             | ELECTRONIC REPLACEMENT IL-2020A       | 63C32-094A  | 1306139 THRU 6064236 |
| MT19  | BALLAST- KIT             | ELECTRONIC REPLACEMENT IL-2020A       | 63C32-094A  | 1306139 THRU 6064236 |
| MT33  | BALLAST- KIT             | ELECTRONIC REPLACEMENT IL-2020A       | 63C32-094A  | 1306139 THRU 6064236 |
| MT49  | BALLAST- KIT             | ELECTRONIC REPLACEMENT IL-2020A       | 63C32-094A  | 1306139 THRU 6064236 |
| MT66  | BALLAST- KIT             | ELECTRONIC REPLACEMENT IL-2020A       | 63C32-094A  | 1306139 THRU 6064236 |
| MT72  | BALLAST- KIT             | ELECTRONIC REPLACEMENT IL-2020A       | 63C32-094A  | 1306139 THRU 6064236 |
| UR30  | BALLAST- KIT             | ELECTRONIC REPLACEMENT IL-2020A       | 63C32-094A  | 1306139 THRU 6064236 |
| MT21  | BALLAST- KIT - VERTICAL  | ELECTRONIC REPLACEMENT IL-2020A       | 63C32-094A  | 1306139 THRU 6064236 |
| MT27  | BALLAST- KIT - VERTICAL  | ELECTRONIC REPLACEMENT IL-2020A       | 63C32-094A  | 1306139 THRU 6064236 |
| MT21  | BALLAST- KIT- HORIZONTAL | ELECTRONIC REPLACEMENT IL-2020A       | 63C32-094A  | 1306139 THRU 6064236 |
| MT27  | BALLAST- KIT- HORIZONTAL | ELECTRONIC REPLACEMENT IL-2020A       | 63C32-094A  | 1306139 THRU 6064236 |
| SMM10 | BASE PLATE               | BLACK                                 | 706-189D-01 | 6559212 THRU CURRENT |
| UR20  | BASE STAND               | ASSEMBLY                              | 00C27-004A  | 3133015 THRU CURRENT |
| UR30  | BASE STAND               | ASSEMBLY                              | 00C27-004A  | 3133015 THRU CURRENT |
| SMM10 | BODY COVER               | METAL                                 | 401-714B-01 | 3441092 THRU CURRENT |
| MM14  | BOLT - DOOR HINGE        | DOOR HINGE BLACK                      | 603-400A    | 8123598 THRU CURRENT |
| MM27  | BOLT - DOOR HINGE        | DOOR HINGE BLACK                      | 603-400A    | 8123598 THRU CURRENT |
| MT10  | BOLT - DOOR HINGE        | DOOR HINGE BLACK                      | 603-400A    | 8123598 THRU CURRENT |
| MT12  | BOLT - DOOR HINGE        | DOOR HINGE BLACK                      | 603-400A    | 8123598 THRU CURRENT |

**ACCESSORIES**

|         |                     |                                |               |                      |
|---------|---------------------|--------------------------------|---------------|----------------------|
| MT14    | BOLT - DOOR HINGE   | DOOR HINGE BLACK               | 603-400A      | 8123598 THRU CURRENT |
| MT18    | BOLT - DOOR HINGE   | DOOR HINGE BLACK               | 603-400A      | 8123598 THRU CURRENT |
| MT19    | BOLT - DOOR HINGE   | DOOR HINGE BLACK               | 603-400A      | 8123598 THRU CURRENT |
| MT21    | BOLT - DOOR HINGE   | DOOR HINGE BLACK               | 603-400A      | 8123598 THRU CURRENT |
| MT23    | BOLT - DOOR HINGE   | DOOR HINGE BLACK               | 603-400A      | 8123598 THRU CURRENT |
| MT27    | BOLT - DOOR HINGE   | DOOR HINGE BLACK               | 603-400A      | 8123598 THRU CURRENT |
| MT49    | BOLT - DOOR HINGE   | DOOR HINGE BLACK               | 603-400A      | 8123598 THRU CURRENT |
| MT72    | BOLT - DOOR HINGE   | DOOR HINGE BLACK               | 603-400A      | 8123598 THRU CURRENT |
| MT72    | BOLT - DOOR HINGE   | DOOR HINGE BLACK               | 603-400A      | 8123598 THRU CURRENT |
| UR20    | BOLT - DOOR HINGE   | DOOR HINGE BLACK               | 603-400A      | 1304468 THRU CURRENT |
| UR30    | BOLT - DOOR HINGE   | DOOR HINGE BLACK               | 603-400A      | 1304468 THRU CURRENT |
| MT15    | BOLT - TOP TRACK    | TOP DOOR TRACK 1/4 -20X3/4"BZP | 603-349A      | 1306138 THRU CURRENT |
| MT17    | BOLT - TOP TRACK    | TOP DOOR TRACK 1/4 -20X3/4"BZP | 603-349A      | 1306138 THRU CURRENT |
| MT19    | BOLT - TOP TRACK    | TOP DOOR TRACK 1/4 -20X3/4"BZP | 603-349A      | 1306138 THRU CURRENT |
| MT20    | BOLT - TOP TRACK    | TOP DOOR TRACK 1/4 -20X3/4"BZP | 603-349A      | 1306138 THRU CURRENT |
| MT22    | BOLT - TOP TRACK    | TOP DOOR TRACK 1/4 -20X3/4"BZP | 603-349A      | 1306138 THRU CURRENT |
| MT33    | BOLT - TOP TRACK    | TOP DOOR TRACK 1/4 -20X3/4"BZP | 603-349A      | 1306138 THRU CURRENT |
| MT38    | BOLT - TOP TRACK    | TOP DOOR TRACK 1/4 -20X3/4"BZP | 603-349A      | 1306138 THRU CURRENT |
| MT45    | BOLT - TOP TRACK    | TOP DOOR TRACK 1/4 -20X3/4"BZP | 603-349A      | 1306138 THRU CURRENT |
| MT66    | BOLT - TOP TRACK    | TOP DOOR TRACK 1/4 -20X3/4"BZP | 603-349A      | 1306138 THRU CURRENT |
| SLM48   | BOLT - TOP TRACK    | TOP DOOR TRACK 1/4 -20X3/4"BZP | 603-349A      | 1306138 THRU CURRENT |
| MT21    | BRACKET             | FOR EVAP. COVER                | 59D41-080B    | 6466174 THRU CURRENT |
| MT23    | BRACKET             | FOR EVAP. COVER                | 59D41-080B    | 6466174 THRU CURRENT |
| MT27    | BRACKET             | FOR EVAP. COVER                | 59D41-080B    | 6466174 THRU CURRENT |
| MT33    | BRACKET             | FOR EVAP. COVER                | 59D41-080B    | 6466174 THRU CURRENT |
| MT35    | BRACKET             | FOR EVAP. COVER                | 59D41-080B    | 6466174 THRU CURRENT |
| MT38    | BRACKET             | FOR EVAP. COVER                | 59D41-080B    | 6466174 THRU CURRENT |
| MT45    | BRACKET             | FOR EVAP. COVER                | 59D41-080B    | 6466174 THRU CURRENT |
| MT49    | BRACKET             | FOR EVAP. COVER                | 59D41-080B    | 6466174 THRU CURRENT |
| MT66    | BRACKET             | FOR EVAP. COVER                | 59D41-080B    | 6466174 THRU CURRENT |
| MT72    | BRACKET             | FOR EVAP. COVER                | 59D41-080B    | 6466174 THRU CURRENT |
| SLM48   | BRACKET             | FOR EVAP. COVER                | 59D41-080B    | 6466174 THRU CURRENT |
| BZ13    | BRACKET - FAN MOTOR | CONDENSER MOTOR BRACKET        | 408-004A      | 3133015 THRU CURRENT |
| EZA84   | BRACKET - FAN MOTOR | CONDENSER MOTOR BRACKET        | 04A02-365C-03 | 3133015 THRU CURRENT |
| MT12    | BRACKET - FAN MOTOR | CONDENSER MOTOR BRACKET        | 408-003A      | 4878520 THRU CURRENT |
| MT15    | BRACKET - FAN MOTOR | CONDENSER MOTOR BRACKET        | 408-003A      | 4878520 THRU CURRENT |
| MT17    | BRACKET - FAN MOTOR | CONDENSER MOTOR BRACKET        | 408-003A      | 4878520 THRU CURRENT |
| MT18    | BRACKET - FAN MOTOR | CONDENSER MOTOR BRACKET        | 408-004A      | 4878520 THRU CURRENT |
| MT20    | BRACKET - FAN MOTOR | CONDENSER MOTOR BRACKET        | 408-004A      | 4878520 THRU CURRENT |
| MT21    | BRACKET - FAN MOTOR | CONDENSER MOTOR BRACKET        | 408-004A      | 4878520 THRU CURRENT |
| MT22    | BRACKET - FAN MOTOR | CONDENSER MOTOR BRACKET        | 408-003A      | 4878520 THRU CURRENT |
| MT23    | BRACKET - FAN MOTOR | CONDENSER MOTOR BRACKET        | 408-004A      | 4878520 THRU CURRENT |
| MT27    | BRACKET - FAN MOTOR | CONDENSER MOTOR BRACKET        | 408-004A      | 4878520 THRU CURRENT |
| MT33    | BRACKET - FAN MOTOR | CONDENSER MOTOR BRACKET        | 408-004A      | 4878520 THRU CURRENT |
| MT35    | BRACKET - FAN MOTOR | CONDENSER MOTOR BRACKET        | 408-004A      | 4878520 THRU CURRENT |
| MT45    | BRACKET - FAN MOTOR | CONDENSER MOTOR BRACKET        | 408-004A      | 4878520 THRU CURRENT |
| MT49    | BRACKET - FAN MOTOR | CONDENSER MOTOR BRACKET        | 408-004A      | 4878520 THRU CURRENT |
| MT66    | BRACKET - FAN MOTOR | CONDENSER MOTOR BRACKET        | 408-004A      | 4878520 THRU CURRENT |
| MT72    | BRACKET - FAN MOTOR | CONDENSER MOTOR BRACKET        | 408-004A      | 4878520 THRU CURRENT |
| UR20    | BRACKET - FAN MOTOR | CONDENSER MOTOR BRACKET        | 26A51-021BAC  | 3111474 THRU 4303134 |
| UR30    | BRACKET - FAN MOTOR | CONDENSER MOTOR BRACKET        | 26A51-021BAC  | 3111474 THRU 4303134 |
| UR30    | BRACKET - FAN MOTOR | CONDENSER MOTOR BRACKET        | 26A51-021BAC  | 4303135 THRU CURRENT |
| MT15    | BRACKET - ROLLER    | DOOR ROLLER BRACKET - SHORT    | 40A37-054B-04 | 1304468 THRU CURRENT |
| MT15    | BRACKET - ROLLER    | DOOR ROLLER BRACKET - TALL     | 40A37-055B-04 | 1304468 THRU CURRENT |
| MT17    | BRACKET - ROLLER    | DOOR ROLLER BRACKET - SHORT    | 40A37-054B-04 | 1304468 THRU CURRENT |
| MT17    | BRACKET - ROLLER    | DOOR ROLLER BRACKET - TALL     | 40A37-055B-04 | 1304468 THRU CURRENT |
| MT19-54 | BRACKET - ROLLER    | DOOR ROLLER BRACKET - SHORT    | 40A37-054B-04 | 1304468 THRU CURRENT |
| MT19-54 | BRACKET - ROLLER    | DOOR ROLLER BRACKET - TALL     | 40A37-055B-04 | 1304468 THRU CURRENT |
| MT20    | BRACKET - ROLLER    | DOOR ROLLER BRACKET - SHORT    | 40A37-054B-04 | 1304468 THRU CURRENT |

**ACCESSORIES**

|         |                    |  |               |                      |
|---------|--------------------|--|---------------|----------------------|
| MT20    | BRACKET - ROLLER   | DOOR ROLLER BRACKET - TALL             | 40A37-055B-04 | 1304468 THRU CURRENT |
| MT22    | BRACKET - ROLLER   | DOOR ROLLER BRACKET - SHORT            | 40A37-054B-04 | 1304468 THRU CURRENT |
| MT22    | BRACKET - ROLLER   | DOOR ROLLER BRACKET - TALL             | 40A37-055B-04 | 1304468 THRU CURRENT |
| MT33    | BRACKET - ROLLER   | DOOR ROLLER BRACKET - SHORT            | 40A37-054B-04 | 1304468 THRU CURRENT |
| MT33    | BRACKET - ROLLER   | DOOR ROLLER BRACKET - TALL             | 40A37-055B-04 | 1304468 THRU CURRENT |
| MT38    | BRACKET - ROLLER   | DOOR ROLLER BRACKET - SHORT            | 40A37-054B-04 | 1304468 THRU CURRENT |
| MT38    | BRACKET - ROLLER   | DOOR ROLLER BRACKET - TALL             | 40A37-055B-04 | 1304468 THRU CURRENT |
| MT45    | BRACKET - ROLLER   | DOOR ROLLER BRACKET - SHORT            | 40A37-054B-04 | 1304468 THRU CURRENT |
| MT45    | BRACKET - ROLLER   | DOOR ROLLER BRACKET - TALL             | 40A37-055B-04 | 1304468 THRU CURRENT |
| MT66    | BRACKET - ROLLER   | DOOR ROLLER BRACKET - SHORT            | 40A37-054B-04 | 1304468 THRU CURRENT |
| MT66    | BRACKET - ROLLER   | DOOR ROLLER BRACKET - TALL             | 40A37-055B-04 | 1304468 THRU CURRENT |
| MT66    | BRACKET - ROLLER   | DOOR ROLLER BRACKET - BUMPER           | 40A37-056B-04 | 1304468 THRU CURRENT |
| MTSLM48 | BRACKET - ROLLER   | DOOR ROLLER BRACKET - SHORT            | 40A37-054B-04 | 1304468 THRU CURRENT |
| SLM48   | BRACKET - ROLLER   | DOOR ROLLER BRACKET - TALL             | 40A37-055B-04 | 1304468 THRU CURRENT |
| BZ13    | BRACKET- FAN MOTOR | EVAP. FAN MOTOR BRACKET                | 42A37-011B    | 8123598 THRU CURRENT |
| BZ16    | BRACKET- FAN MOTOR | EVAP. FAN MOTOR BRACKET                | 42A37-011B    | 8123598 THRU CURRENT |
| EZA84   | BRACKET- FAN MOTOR | EVAP. FAN MOTOR BRACKET                | 42A37-011B    | 8123598 THRU CURRENT |
| MM14    | BRACKET- FAN MOTOR | EVAP. FAN MOTOR BRACKET                | 42A37-011B    | 8123598 THRU CURRENT |
| MM27    | BRACKET- FAN MOTOR | EVAP. FAN MOTOR BRACKET                | 42A37-011B    | 8123598 THRU CURRENT |
| MT15    | BRACKET- FAN MOTOR | EVAP. FAN MOTOR BRACKET                | 42A37-011B    | 8123598 THRU CURRENT |
| MT15-54 | BRACKET- FAN MOTOR | EVAP. FAN MOTOR BRACKET                | 42A37-011B    | 8123598 THRU CURRENT |
| MT17    | BRACKET- FAN MOTOR | EVAP. FAN MOTOR BRACKET                | 42A37-011B    | 8123598 THRU CURRENT |
| MT17-54 | BRACKET- FAN MOTOR | EVAP. FAN MOTOR BRACKET                | 42A37-011B    | 8123598 THRU CURRENT |
| MT18    | BRACKET- FAN MOTOR | EVAP. FAN MOTOR BRACKET                | 42A37-011B    | 8123598 THRU CURRENT |
| MT19    | BRACKET- FAN MOTOR | EVAP. FAN MOTOR BRACKET                | 42A37-011B    | 8123598 THRU CURRENT |
| MT21    | BRACKET- FAN MOTOR | EVAP. FAN MOTOR BRACKET                | 42A37-011B    | 8123598 THRU CURRENT |
| MT23    | BRACKET- FAN MOTOR | EVAP. FAN MOTOR BRACKET                | 42A37-011B    | 8123598 THRU CURRENT |
| MT27    | BRACKET- FAN MOTOR | EVAP. FAN MOTOR BRACKET                | 42A37-011B    | 8123598 THRU CURRENT |
| MT33    | BRACKET- FAN MOTOR | EVAP. FAN MOTOR BRACKET                | 42A37-011B    | 8123598 THRU CURRENT |
| MT35    | BRACKET- FAN MOTOR | EVAP. FAN MOTOR BRACKET                | 42A37-011B    | 8123598 THRU CURRENT |
| MT38    | BRACKET- FAN MOTOR | EVAP. FAN MOTOR BRACKET                | 42A37-011B    | 8123598 THRU CURRENT |
| MT45    | BRACKET- FAN MOTOR | EVAP. FAN MOTOR BRACKET                | 42A37-011B    | 8123598 THRU CURRENT |
| MT49    | BRACKET- FAN MOTOR | EVAP. FAN MOTOR BRACKET                | 42A37-011B    | 8123598 THRU CURRENT |
| MT66    | BRACKET- FAN MOTOR | EVAP. FAN MOTOR BRACKET                | 42A37-011B    | 8123598 THRU CURRENT |
| MT72    | BRACKET- FAN MOTOR | EVAP. FAN MOTOR BRACKET                | 42A37-011B    | 8123598 THRU CURRENT |
| SLM48   | BRACKET- FAN MOTOR | EVAP. FAN MOTOR BRACKET                | 42A37-011B    | 8123598 THRU CURRENT |
| UR20    | BRACKET- FAN MOTOR | EVAP. FAN MOTOR BRACKET                | 42A37-011B    | 8123598 THRU CURRENT |
| UR30    | BRACKET- FAN MOTOR | EVAP. FAN MOTOR BRACKET                | 42A37-011B    | 8123598 THRU CURRENT |
| MT15    | BRACKET-SCREW      | ROLLER BRACKET - 2 NEEDED #10-32 X 3/4 | 603-395A      | 8123598 THRU CURRENT |
| MT17    | BRACKET-SCREW      | ROLLER BRACKET - 2 NEEDED #10-32 X 3/4 | 603-395A      | 8123598 THRU CURRENT |
| MT19-54 | BRACKET-SCREW      | ROLLER BRACKET - 2 NEEDED #10-32 X 3/4 | 603-395A      | 8123598 THRU CURRENT |
| MT20    | BRACKET-SCREW      | ROLLER BRACKET - 2 NEEDED #10-32 X 3/4 | 603-395A      | 8123598 THRU CURRENT |
| MT22    | BRACKET-SCREW      | ROLLER BRACKET - 2 NEEDED #10-32 X 3/4 | 603-395A      | 8123598 THRU CURRENT |
| MT33    | BRACKET-SCREW      | ROLLER BRACKET - 2 NEEDED #10-32 X 3/4 | 603-395A      | 8123598 THRU CURRENT |
| MT38    | BRACKET-SCREW      | ROLLER BRACKET - 2 NEEDED #10-32 X 3/4 | 603-395A      | 8123598 THRU CURRENT |
| MT45    | BRACKET-SCREW      | ROLLER BRACKET - 2 NEEDED #10-32 X 3/4 | 603-395A      | 8123598 THRU CURRENT |
| MT66    | BRACKET-SCREW      | ROLLER BRACKET - 2 NEEDED #10-32 X 3/4 | 603-395A      | 8123598 THRU CURRENT |
| SLM48   | BRACKET-SCREW      | ROLLER BRACKET - 2 NEEDED #10-32 X 3/4 | 603-395A      | 8123598 THRU CURRENT |
| MT15    | BREAKER - CABINET  | CABINET - RIGHT VERTICAL SIDE          | 60D31-117C    | 1306138 THRU 5867809 |
| MT15    | BREAKER - CABINET  | CABINET - LEFT VERTICAL SIDE           | 60D31-118C    | 1306138 THRU 5867809 |
| MT15    | BREAKER - CABINET  | CABINET - LEFT VERTICAL SIDE           | 60D31-197C-03 | 5867810 THRU CURRENT |
| MT15    | BREAKER - CABINET  | CABINET - RIGHT VERTICAL SIDE          | 60D31-198C-03 | 5867810 THRU CURRENT |
| MT17    | BREAKER - CABINET  | CABINET - RIGHT VERTICAL SIDE          | 60D31-117C    | 1306138 THRU 5867809 |
| MT17    | BREAKER - CABINET  | CABINET - LEFT VERTICAL SIDE           | 60D31-118C    | 1306138 THRU 5867809 |
| MT17    | BREAKER - CABINET  | CABINET - LEFT VERTICAL SIDE           | 60D31-197C-03 | 5867810 THRU CURRENT |
| MT17    | BREAKER - CABINET  | CABINET - RIGHT VERTICAL SIDE          | 60D31-198C-03 | 5867810 THRU CURRENT |
| MT19-54 | BREAKER - CABINET  | CABINET - LEFT VERTICAL SIDE           | 60D31-151C-02 | 1306138 THRU 5867809 |
| MT19-54 | BREAKER - CABINET  | CABINET - RIGHT VERTICAL SIDE          | 60D31-152C-02 | 1306138 THRU 5867809 |
| MT19-54 | BREAKER - CABINET  | CABINET - LEFT VERTICAL SIDE           | 60D31-197C-01 | 5867810 THRU CURRENT |



**ACCESSORIES**

|         |                      |  |                             |                      |
|---------|----------------------|--|-----------------------------|----------------------|
| MT19-54 | BREAKER - CABINET    | CABINET - RIGHT VERTICAL SIDE            | 60D31-198C-01               | 5867810 THRU CURRENT |
| MT20    | BREAKER - CABINET    | CABINET - RIGHT VERTICAL SIDE            | 60D31-017C                  | 1306138 THRU 5867809 |
| MT20    | BREAKER - CABINET    | CABINET - LEFT VERTICAL SIDE             | 60D31-018C                  | 1306138 THRU 5867809 |
| MT22    | BREAKER - CABINET    | CABINET - RIGHT VERTICAL SIDE            | 60D31-117C                  | 1306138 THRU 5867809 |
| MT22    | BREAKER - CABINET    | CABINET - LEFT VERTICAL SIDE             | 60D31-118C                  | 1306138 THRU 5867809 |
| MT22    | BREAKER - CABINET    | CABINET - LEFT VERTICAL SIDE             | 60D31-197C-02               | 5867810 THRU CURRENT |
| MT22    | BREAKER - CABINET    | CABINET - RIGHT VERTICAL SIDE            | 60D31-198C-03               | 5867810 THRU CURRENT |
| MT33    | BREAKER - CABINET    | CABINET - RIGHT VERTICAL SIDE            | 60D31-169C-01               | 1306138 THRU 6153962 |
| MT33    | BREAKER - CABINET    | CABINET - RIGHT VERTICAL SIDE            | 60D31-199C-01               | 6153963 THRU CURRENT |
| MT38    | BREAKER - CABINET    | CABINET - RIGHT VERTICAL SIDE            | 60D31-169C-01               | 1306138 THRU 6153962 |
| MT38    | BREAKER - CABINET    | CABINET - RIGHT VERTICAL SIDE            | 60D31-199C-01               | 6153963 THRU CURRENT |
| MT45    | BREAKER - CABINET    | CABINET - RIGHT VERTICAL SIDE            | 60D31-169C-01               | 1306138 THRU 6153962 |
| MT45    | BREAKER - CABINET    | CABINET - RIGHT VERTICAL SIDE            | 60D31-199C-01               | 6153963 THRU CURRENT |
| MT66    | BREAKER - CABINET    | CABINET - LEFT VERTICAL SIDE             | 60D31-066C                  | 1306138 THRU 5867809 |
| MT66    | BREAKER - CABINET    | CABINET - RIGHT VERTICAL SIDE            | 60D31-170C-01               | 1306138 THRU 6193962 |
| MT66    | BREAKER - CABINET    | CABINET - RIGHT VERTICAL SIDE            | 60D31-200C-01               | 6153963 THRU CURRENT |
| MT66    | BREAKER - CABINET    | CABINET - LEFT VERTICAL SIDE             | 60D31-201C-01               | 5867810 THRU CURRENT |
| SLM48   | BREAKER - CABINET    | CABINET - RIGHT VERTICAL SIDE            | 60D31-063C                  | 1306138 THRU 5867809 |
| SLM48   | BREAKER - CABINET    | CABINET - RIGHT VERTICAL SIDE            | 60D31-199C-01               | 5867810 THRU CURRENT |
| M17-54  | BREAKER - DOOR TRACK | REAR BOTTOM TRACK NOTCHED                | 60D31-101A                  | 1306138 THRU CURRENT |
| MT22    | BREAKER - DOOR TRACK | BOTTOM TRACK                             | 60D31-143C                  | 1306138 THRU CURRENT |
| MT33    | BREAKER - DOOR TRACK | BOTTOM TRACK REPAIR KIT                  | 63C32-033A                  | 1306138 THRU 1910469 |
| MT33    | BREAKER - DOOR TRACK | BOTTOM TRACK REPAIR KIT                  | <a href="#">63C32-038A</a>  | 1910470 THRU CURRENT |
| MT38    | BREAKER - DOOR TRACK | BOTTOM TRACK REPAIR KIT                  | 63C32-034A                  | 1306138 THRU 1910510 |
| MT38    | BREAKER - DOOR TRACK | BOTTOM TRACK REPAIR KIT                  | <a href="#">63C32-039A</a>  | 1910511 THRU CURRENT |
| MT45    | BREAKER - DOOR TRACK | BOTTOM TRACK REPAIR KIT                  | 63C32-019A                  | 1306138 THRU 1903975 |
| MT45    | BREAKER - DOOR TRACK | BOTTOM TRACK REPAIR KIT                  | <a href="#">63C32-040A</a>  | 1903976 THRU CURRENT |
| MT66    | BREAKER - DOOR TRACK | BOTTOM TRACK REPAIR KIT                  | 63C32-021A                  | 1306138 THRU 1904108 |
| MT66    | BREAKER - DOOR TRACK | BOTTOM TRACK REPAIR KIT                  | 63C32-041A                  | 1904109 THRU CURRENT |
| MT15    | BREAKER - DOOR TRACK | BOTTOM TRACK REPAIR KIT                  | 63C32-018A                  | 1306138 THRU 1904152 |
| MT15    | BREAKER - DOOR TRACK | BOTTOM TRACK REPAIR KIT                  | 63C32-037A                  | 1904153 THRU CURRENT |
| MT15-54 | BREAKER - DOOR TRACK | REAR BOTTOM TRACK NOTCHED                | 60D31-101A                  | 1306138 THRU CURRENT |
| MT17    | BREAKER - DOOR TRACK | BOTTOM TRACK REPAIR KIT                  | 63C32-018A                  | 1306138 THRU 1904152 |
| MT17    | BREAKER - DOOR TRACK | BOTTOM TRACK REPAIR KIT                  | 63C32-037A                  | 1904153 THRU CURRENT |
| MT19-54 | BREAKER - DOOR TRACK | BOTTOM TRACK                             | 60D31-150C-01               | 1306138 THRU CURRENT |
| MT19-54 | BREAKER - DOOR TRACK | REAR BOTTOM TRACK NOTCHED                | 60D31-155C-01               | 1306138 THRU CURRENT |
| MT20    | BREAKER - DOOR TRACK | BOTTOM TRACK REPAIR KIT                  | 63C32-037A                  | 1904153 THRU CURRENT |
| MT20-54 | BREAKER - DOOR TRACK | REAR BOTTOM TRACK NOTCHED                | 60D31-101A                  | 1306138 THRU CURRENT |
| SLM48   | BREAKER - DOOR TRACK | BOTTOM TRACK REPAIR KIT                  | <a href="#">63C32-042A</a>  | 1306138 THRU CURRENT |
| BZ16    | BREAKER - END GLASS  | VERTICAL GLASS - RETAINER LEFT & RIGHT   | 60D31-204C-07               | 3441092 THRU CURRENT |
| BZ16    | BREAKER - END GLASS  | HORIZONTAL GLASS - RETAINER LEFT & RIGHT | 60D31-204C-11               | 3441092 THRU CURRENT |
| MM14    | BREAKER - END GLASS  | HORIZONTAL GLASS - RETAINER LEFT & RIGHT | 60D31-204C-13               | 3441092 THRU CURRENT |
| MM14    | BREAKER - END GLASS  | VERTICAL GLASS - RETAINER LEFT & RIGHT   | 60D31-204C-14               | 3441092 THRU CURRENT |
| MT15    | BREAKER - END GLASS  | HORIZONTAL GLASS - RETAINER LEFT & RIGHT | 60D31-204C-09               | 1306138 THRU CURRENT |
| MT15    | BREAKER - END GLASS  | VERTICAL GLASS - RETAINER LEFT & RIGHT   | 60D31-204C-12               | 1306138 THRU CURRENT |
| MT17    | BREAKER - END GLASS  | HORIZONTAL GLASS - RETAINER LEFT & RIGHT | 60D31-204C-09               | 1306138 THRU CURRENT |
| MT17    | BREAKER - END GLASS  | VERTICAL GLASS - RETAINER LEFT & RIGHT   | 60D31-204C-12               | 1306138 THRU CURRENT |
| UR20GE  | BREAKER - END GLASS  | VERTICAL GLASS - RETAINER LEFT & RIGHT   | 30D03-021B                  | 1306138 THRU CURRENT |
| UR20GE  | BREAKER - END GLASS  | HORIZONTAL GLASS - RETAINER LEFT & RIGHT | 713-003C-02                 | 1306138 THRU CURRENT |
| UR30GE  | BREAKER - END GLASS  | VERTICAL GLASS - RETAINER LEFT & RIGHT   | 713-003C-01                 | 1306138 THRU CURRENT |
| UR30GE  | BREAKER - END GLASS  | HORIZONTAL GLASS - RETAINER LEFT & RIGHT | 713-003C-02                 | 1306138 THRU CURRENT |
| EZA84   | BREAKER - LID TRACK  | FRONT                                    | 13B04-001D                  | 3441092 THRU CURRENT |
| EZA84   | BREAKER - LID TRACK  | REAR                                     | 13B04-002D                  | 3441092 THRU CURRENT |
| MT10    | BREAKER - POCKET     | LEFT VERTICAL SIDE - COVER               | 60D31-161B-01               | 1306138 THRU CURRENT |
| MT12    | BREAKER - POCKET     | LEFT VERTICAL SIDE - COVER               | 60D31-161B-01               | 1306138 THRU CURRENT |
| MT14    | BREAKER - POCKET     | LEFT VERTICAL SIDE - COVER               | 60D31-161B-01               | 1306138 THRU CURRENT |
| MT19    | BREAKER - POCKET     | LEFT VERTICAL SIDE - COVER               | 59D39-086C-12               | 1306138 THRU CURRENT |
| MT21    | BREAKER - POCKET     | LEFT VERTICAL SIDE - COVER               | <a href="#">703-953C-07</a> | 1306138 THRU CURRENT |
| MT23    | BREAKER - POCKET     | LEFT VERTICAL SIDE - COVER               | <a href="#">703-953C-07</a> | 1306138 THRU CURRENT |
| MT27    | BREAKER - POCKET     | LEFT VERTICAL SIDE - COVER               | <a href="#">703-953C-07</a> | 1306138 THRU CURRENT |
| MT33    | BREAKER - POCKET     | LEFT VERTICAL SIDE - COVER               | 60D31-171C-01               | 1306138 THRU CURRENT |

## ACCESSORIES

|         |                      |                              |                               |                      |
|---------|----------------------|------------------------------|-------------------------------|----------------------|
| MT35    | BREAKER - POCKET     | LEFT VERTICAL SIDE - COVER   | 60D31-171C-01                 | 1306138 THRU CURRENT |
| MT38    | BREAKER - POCKET     | LEFT VERTICAL SIDE - COVER   | 60D31-171C-01                 | 1306138 THRU CURRENT |
| MT45    | BREAKER - POCKET     | LEFT VERTICAL SIDE - COVER   | 60D31-171C-01                 | 1306138 THRU CURRENT |
| MT49    | BREAKER - POCKET     | LEFT VERTICAL SIDE - COVER   | <a href="#">703-953C-07</a>   | 1306138 THRU CURRENT |
| SLM48   | BREAKER - POCKET     | LEFT VERTICAL SIDE - COVER   | 60D31-171C-01                 | 1306138 THRU CURRENT |
| BZ16    | BREAKER - TOP TRIM   | TOP TRIM                     | 60D31-189C-01                 | 3441092 THRU CURRENT |
| MT15    | BREAKER - TOP TRIM   | TOP TRIM                     | 60D31-123B                    | 1306138 THRU 5867809 |
| MT15    | BREAKER - TOP TRIM   | TOP TRIM                     | 60D31-173C-01                 | 5867810 THRU CURRENT |
| MT17    | BREAKER - TOP TRIM   | TOP TRIM                     | 60D31-123B                    | 1306138 THRU 5867809 |
| MT17    | BREAKER - TOP TRIM   | TOP TRIM                     | 60D31-173C-01                 | 5867810 THRU CURRENT |
| MT19-54 | BREAKER - TOP TRIM   | TOP TRIM                     | 60D31-173C-06                 | 1306138 THRU 5867809 |
| MT19-54 | BREAKER - TOP TRIM   | TOP TRIM                     | 60D31-173C-06                 | 5867810 THRU CURRENT |
| MT20    | BREAKER - TOP TRIM   | TOP TRIM                     | 60D31-123B                    | 1306138 THRU 5867809 |
| MT22    | BREAKER - TOP TRIM   | TOP TRIM                     | 60D31-142B                    | 1306138 THRU 5867809 |
| MT22    | BREAKER - TOP TRIM   | TOP TRIM                     | 60D31-173C-07                 | 5867810 THRU CURRENT |
| MT33    | BREAKER - TOP TRIM   | TOP TRIM                     | 60D31-124B                    | 1306138 THRU 6153962 |
| MT33    | BREAKER - TOP TRIM   | TOP TRIM                     | 60D31-173C-02                 | 6153963 THRU CURRENT |
| MT38    | BREAKER - TOP TRIM   | TOP TRIM                     | 60D31-125B                    | 1306138 THRU 6153962 |
| MT38    | BREAKER - TOP TRIM   | TOP TRIM                     | 60D31-173C-03                 | 6153963 THRU CURRENT |
| MT45    | BREAKER - TOP TRIM   | TOP TRIM                     | <a href="#">60D31-126B</a>    | 1306138 THRU 6153962 |
| MT45    | BREAKER - TOP TRIM   | TOP TRIM                     | 60D31-173C-04                 | 6153963 THRU CURRENT |
| MT66    | BREAKER - TOP TRIM   | TOP TRIM                     | 60D31-127B                    | 1306138 THRU 6153962 |
| MT66    | BREAKER - TOP TRIM   | TOP TRIM                     | <a href="#">60D31-173C-05</a> | 6153963 THRU CURRENT |
| SLM48   | BREAKER - TOP TRIM   | TOP TRIM                     | 60D31-128B                    | 1306138 THRU 6153962 |
| SLM48   | BREAKER - TOP TRIM   | TOP TRIM                     | 60D31-173C-06                 | 6153963 THRU CURRENT |
| MT19    | CAP - RUBBER STRIP   | FRAME - RUBBER END STRIP     | 703-672A                      | 1306139 THRU CURRENT |
| MT21    | CAP - RUBBER STRIP   | FRAME - RUBBER END STRIP     | 703-672A                      | 1306139 THRU CURRENT |
| MT27    | CAP - RUBBER STRIP   | FRAME - RUBBER END STRIP     | 703-672A                      | 1306139 THRU CURRENT |
| MT33    | CAP - RUBBER STRIP   | FRAME - RUBBER END STRIP     | 703-673A                      | 1306139 THRU CURRENT |
| MT35    | CAP - RUBBER STRIP   | FRAME - RUBBER END STRIP     | 703-673A                      | 1306139 THRU CURRENT |
| MT38    | CAP - RUBBER STRIP   | FRAME - RUBBER END STRIP     | 703-673A                      | 1306139 THRU CURRENT |
| MT45    | CAP - RUBBER STRIP   | FRAME - RUBBER END STRIP     | 703-673A                      | 1306139 THRU CURRENT |
| MT49    | CAP - RUBBER STRIP   | FRAME - RUBBER END STRIP     | 703-672A                      | 1306139 THRU CURRENT |
| MT66    | CAP - RUBBER STRIP   | FRAME - RUBBER END STRIP     | 703-673A                      | 1306139 THRU CURRENT |
| MT72    | CAP - RUBBER STRIP   | FRAME - RUBBER END STRIP     | 703-672A                      | 1306139 THRU CURRENT |
| BZ16    | CAP.& RELAY ASSEMBLY | AE1197-28                    | 302-998A                      | 3133015 THRU CURRENT |
| MT66    | CAP.& RELAY ASSEMBLY | AE1197-28                    | 302-998A                      | 3133015 THRU CURRENT |
| MT72    | CAP.& RELAY ASSEMBLY | AE1197-28                    | 302-998A                      | 3133015 THRU CURRENT |
| EZA84   | CAPACITOR            | START TEC - 855S165C89       | <a href="#">302-921A</a>      | 3133015 THRU CURRENT |
| MM14    | CAPACITOR            | 145-175MFD@110VAC            | <a href="#">302-357A</a>      | 3441092 THRU CURRENT |
| MM27    | CAPACITOR            | 145-175 MFD @ 110 VAC        | <a href="#">302-357A</a>      | 3441092 THRU CURRENT |
| MT 22   | CAPACITOR            | 270-342 MFD @ 110 VAC        | 302-964A                      | 3441092 THRU CURRENT |
| MT15    | CAPACITOR            | 145-175MFD@110 VAC           | <a href="#">302-357A</a>      | 3441092 THRU CURRENT |
| MT17    | CAPACITOR            | 145-175MFD@110 VAC           | <a href="#">302-357A</a>      | 3441092 THRU CURRENT |
| MT18    | CAPACITOR            | 243-292 MFD @110 VAC         | <a href="#">302-993A</a>      | 3441092 THRU CURRENT |
| MT19    | CAPACITOR            | 145-175 MFD @ 110 VAC        | <a href="#">302-357A</a>      | 3441092 THRU CURRENT |
| MT21    | CAPACITOR            | 145-175 MFD @ 110 VAC        | <a href="#">302-357A</a>      | 3441092 THRU CURRENT |
| MT23    | CAPACITOR            | 145-175MFD@110 VAC           | <a href="#">302-357A</a>      | 3441092 THRU CURRENT |
| MT33    | CAPACITOR            | 378-455 MFD @ 125 VAC        | <a href="#">302-628A</a>      | 3129275 THRU CURRENT |
| MT35    | CAPACITOR            | 378-455 MFD @ 125 VAC        | <a href="#">302-628A</a>      | 3129275 THRU CURRENT |
| MT38    | CAPACITOR            | 378-455 MFD @ 125 VAC        | <a href="#">302-628A</a>      | 3129275 THRU CURRENT |
| MT45    | CAPACITOR            | 378-455 MFD @ 125 VAC        | <a href="#">302-628A</a>      | 3124717 THRU CURRENT |
| MT49    | CAPACITOR            | 378-455 MFD @ 125 VAC        | <a href="#">302-628A</a>      | 3124717 THRU CURRENT |
| MT66    | CAPACITOR            | 72-88 MFD @ 250 VAC          | <a href="#">302-339A</a>      | 3124717 THRU CURRENT |
| MT72    | CAPACITOR            | 72-88 MFD @ 250 VAC          | <a href="#">302-339A</a>      | 3124717 THRU CURRENT |
| SLM48   | CAPACITOR            | 378-455 MFD @ 125 VAC        | <a href="#">302-628A</a>      | 3124717 THRU CURRENT |
| UR20    | CAPACITOR            | START 161 - 193 MFD @ 165VAC | 303-919A                      | 3111474 THRU 4303134 |
| BZ16    | CAPACITOR            | RUN 72-88MFD-220             | <a href="#">302-339A</a>      | 3133015 THRU CURRENT |
| UR30    | CAPACITOR            | START 161 - 193 MFD @ 165VAC | 303-919A                      | 3111474 THRU 4303134 |
| EZA84   | CAPACITOR ASSY.      | TEC - 855S165C89             | <a href="#">302-921A</a>      | 3133015 THRU CURRENT |
| MM14    | CAPILLARY TUBE       | .054ID X .106OD X 108"       | <a href="#">203-043A--</a>    | 4878520 THRU CURRENT |

## ACCESSORIES

|         |                |   |            |                      |
|---------|----------------|---|------------|----------------------|
| MM27    | CAPILLARY TUBE | .049ID X .099OD X 72"                       | 203-110A   | 3133015 THRU CURRENT |
| MT10    | CAPILLARY TUBE | .049ID X .099OD X 100"                      | 203-127A   | 4878520 THRU CURRENT |
| MT12    | CAPILLARY TUBE | .049ID X .099OD X 100"                      | 203-127A   | 3223900 THRU CURRENT |
| MT14    | CAPILLARY TUBE | .049ID X .099OD X 100"                      | 203-127A   | 3223900 THRU CURRENT |
| MT15    | CAPILLARY TUBE | .054ID X .106OD X 108"                      | 203-043A-- | 3140801 THRU CURRENT |
| MT15    | CAPILLARY TUBE | .054ID X .106OD X 132"                      | 203-116A   | 0108003 THRU 4879520 |
| MT15-54 | CAPILLARY TUBE | .054ID X .106OD X 108"                      | 203-043A-- | 3140801 THRU CURRENT |
| MT15-54 | CAPILLARY TUBE | .054ID X .106OD X 132"                      | 203-116A   | 0108003 THRU 4879520 |
| MT17    | CAPILLARY TUBE | .049ID X .099OD X 132"                      | 203-039A-- | 8123598 THRU 0108002 |
| MT17    | CAPILLARY TUBE | .054ID X .106OD X 108"                      | 203-043A-- | 4879521 THRU CURRENT |
| MT17    | CAPILLARY TUBE | .054ID X .106OD X 132"                      | 203-116A   | 0108003 THRU 4879520 |
| MT17-54 | CAPILLARY TUBE | .054ID X .106OD X 108"                      | 203-043A-- | 3134764 THRU CURRENT |
| MT17-54 | CAPILLARY TUBE | .054ID X .106OD X 132"                      | 203-116A   | 0108003 THRU 3134763 |
| MT18    | CAPILLARY TUBE | .049ID X .099OD X 132"                      | 203-039A-- | 8123598 THRU 3201506 |
| MT18    | CAPILLARY TUBE | .042ID X .093OD X 68"                       | 203-109A   | 3201507 THRU CURRENT |
| MT19    | CAPILLARY TUBE | .049ID X .099OD X 84"                       | 203-132A   | 4878520 THRU CURRENT |
| MT19-54 | CAPILLARY TUBE | .054ID X .106OD X 108"                      | 203-043A-- | 4878520 THRU CURRENT |
| MT20-54 | CAPILLARY TUBE | .054ID X .106OD X 108"                      | 203-043A-- | 4878520 THRU CURRENT |
| MT21    | CAPILLARY TUBE | .054ID X .106OD X 132"                      | 203-116A   | 8123598 THRU 3135463 |
| MT21    | CAPILLARY TUBE | .054ID X .106OD X 120"                      | 203-124A   | 3135464 THRU CURRENT |
| MT22    | CAPILLARY TUBE | .054ID X .106OD X 108"                      | 203-043A-- | 4878520 THRU CURRENT |
| MT23    | CAPILLARY TUBE | .054ID X .106OD X 120"                      | 203-124A   | 4878520 THRU CURRENT |
| MT27    | CAPILLARY TUBE | .054ID X .106OD X 132"                      | 203-116A   | 8123598 THRU 3135464 |
| MT27    | CAPILLARY TUBE | .054ID X .106OD X 120"                      | 203-124A   | 3135464 THRU CURRENT |
| MT33    | CAPILLARY TUBE | .059ID X .109OD X 120"                      | 203-114A   | 8123598 THRU 1306137 |
| MT33    | CAPILLARY TUBE | .059ID X . OD X 84"                         | 203-133A   | 1306138 THRU CURRENT |
| MT35    | CAPILLARY TUBE | .059ID X . OD X 84"                         | 203-133A   | 3140801 THRU CURRENT |
| MT38    | CAPILLARY TUBE | .059ID X .109OD X 120"                      | 203-114A   | 8123598 THRU 1306138 |
| MT38    | CAPILLARY TUBE | .059ID X . OD X 84"                         | 203-133A   | 1306139 THRU CURRENT |
| MT45    | CAPILLARY TUBE | .059ID X .109OD X 120"                      | 203-114A   | 8123598 THRU 1306138 |
| MT45    | CAPILLARY TUBE | .059ID X . OD X 84"                         | 203-133A   | 3140801 THRU CURRENT |
| MT49    | CAPILLARY TUBE | .059ID X .109OD X 120"                      | 203-114A   | 8123598 THRU 1306138 |
| MT49    | CAPILLARY TUBE | .059ID X . OD X 84"                         | 203-133A   | 3140801 THRU CURRENT |
| MT66    | CAPILLARY TUBE | .054ID X .106OD X 132" DOUBLE CAP TUBE UNIT | 203-116A   | 8123598 THRU CURRENT |
| MT72    | CAPILLARY TUBE | .054ID X .106OD X 132" DOUBLE CAP TUBE UNIT | 203-116A   | 8123598 THRU CURRENT |
| BZ13    | CAPILLARY TUBE | .059ID X .109OD X 72"                       | 203-137A   | 3133015 THRU CURRENT |
| EZA84   | CAPILLARY TUBE | .036ID X .087OD X 84"                       | 203-126A   | 3133015 THRU CURRENT |
| SLM48   | CAPILLARY TUBE | .059ID X .109OD X 72"                       | 203-137A   | 2112810 THRU CURRENT |
| BZ13    | CASTER         | ROLLER KIT                                  | 61C01-010A | 4878520 THRU CURRENT |
| BZ16    | CASTER         | ROLLER KIT                                  | 61C01-010A | 4878520 THRU CURRENT |
| EZA84   | CASTER         | CASTER 2 1/2" 5/16-18 STEM                  | 00C26-026A | 4878520 THRU CURRENT |
| MM14    | CASTER         | ROLLER-KIT                                  | 61C01-009A | 4878520 THRU CURRENT |
| MT10    | CASTER         | 2" W/BRAKE 1/2-13 STEM - SET OF FOUR        | 61C01-008A | 3133015 THRU CURRENT |
| MT12    | CASTER         | 2" W/BRAKE 1/2-13 STEM - SET OF FOUR        | 61C01-008A | 3133015 THRU CURRENT |
| MT15    | CASTER         | 2" X 1/2-13 STEM - SET OF FOUR              | 61C01-005A | 3133015 THRU CURRENT |
| MT17    | CASTER         | 2" X 1/2-13 STEM - SET OF FOUR              | 61C01-005A | 3133015 THRU CURRENT |
| MT19    | CASTER         | 2" W/BRAKE 1/2-13 STEM - SET OF FOUR        | 61C01-008A | 3133015 THRU CURRENT |
| MT20    | CASTER         | 2" X 1/2-13 STEM - SET OF FOUR              | 61C01-005A | 3133015 THRU CURRENT |
| MT21    | CASTER         | 6", SET OF FOUR-PLATE MOUNT                 | 61C01-003A | 3133015 THRU CURRENT |
| MT22    | CASTER         | 6", SET OF FOUR-PLATE MOUNT                 | 61C01-003A | 3133015 THRU CURRENT |
| MT27    | CASTER         | 6", SET OF FOUR-PLATE MOUNT                 | 61C01-003A | 3133015 THRU CURRENT |
| MT33    | CASTER         | 6", SET OF FOUR-PLATE MOUNT                 | 61C01-003A | 3133015 THRU CURRENT |
| MT35    | CASTER         | 6", SET OF FOUR-PLATE MOUNT                 | 61C01-003A | 3133015 THRU CURRENT |
| MT38    | CASTER         | 6", SET OF FOUR-PLATE MOUNT                 | 61C01-003A | 3133015 THRU CURRENT |
| MT45    | CASTER         | 6", SET OF FOUR-PLATE MOUNT                 | 61C01-003A | 3133015 THRU CURRENT |
| MT49    | CASTER         | 6", SET OF FOUR-PLATE MOUNT                 | 61C01-003A | 3133015 THRU CURRENT |
| MT66    | CASTER         | 6", SET OF FOUR-PLATE MOUNT                 | 61C01-003A | 3133015 THRU CURRENT |
| MT72    | CASTER         | 6", SET OF FOUR-PLATE MOUNT                 | 61C01-003A | 3133015 THRU CURRENT |
| SLM48   | CASTER         | 6", SET OF FOUR-PLATE MOUNT                 | 61C01-003A | 3133015 THRU CURRENT |
| SMM10   | CASTER         | 2"  | 401-710B   | 6559212 THRU CURRENT |
| UR20    | CASTERS        | CASTER 2 1/2" 5/16-18 STEM                  | 00C26-026A | 3133015 THRU CURRENT |

## ACCESSORIES

|         |                    |  |             |                      |
|---------|--------------------|--|-------------|----------------------|
| UR30    | CASTERS            | CASTER 2 1/2" 5/16-18 STEM                   | 00C26-026A  | 3133015 THRU CURRENT |
| MT66    | CENTER DOOR BUMPER | ONE PER CENTER DOOR                          | 703-517A    | 8123598 THRU CURRENT |
| SMM10   | CENTER PIPE        | WHITE  | 401-711B-01 | 6559212 THRU CURRENT |
| EZA84LD | CHAIN              | CHAIN-12"                                    | 606-001A--  | 4303135 THRU CURRENT |
| SMM10   | COLLECTOR-INNER    | 530MM  | 706-183D-01 | 6559212 THRU CURRENT |
| SMM10   | COLLECTOR-INNER    | 500MM  | 706-184D-01 | 6559212 THRU CURRENT |
| SMM10   | COLLECTOR-OUTER    | 3621943R06                                   | 706-185D-01 | 6559212 THRU CURRENT |
| SMM10   | COLLECTOR-OUTER    | 3620924R06                                   | 706-186D-01 | 6559212 THRU CURRENT |
| BZ13    | COMPRESSOR         | 1/2HP 115-60 TEC AKA4476YXA                  | 302-626B    | 3133015 THRU CURRENT |
| BZ16    | COMPRESSOR         | 3/4HP AKA9451YXD 220V/60HZ                   | 302-920B    | 3133015 THRU CURRENT |
| BZ16    | COMPRESSOR         | 3/4HP AKA9451ZXD 220V/50HZ                   | 312-043B    | 3133015 THRU CURRENT |
| EZA84   | COMPRESSOR         | 1/5HP AXA0395YXA 115V/60HZ                   | 302-676B    | 3133015 THRU CURRENT |
| MM14    | COMPRESSOR         | 1/3HP 208/230-60 TC AEA4440YXD               | 302-708B    | 3133015 THRU CURRENT |
| MM14    | COMPRESSOR         | 1/3HP AEA4440YXA 115V/60HZ                   | 302-857B    | 3133015 THRU CURRENT |
| MM14    | COMPRESSOR         | 1/3HP AEA3440YXC 220V/50HZ                   | 302-875B    | 3133015 THRU CURRENT |
| MM27    | COMPRESSOR         | 1/3HP AEA4440YXA 220V/60HZ                   | 302-708B    | 3133015 THRU CURRENT |
| MM27    | COMPRESSOR         | 1/3HP AE4440YXA 115V/60HZ                    | 302-857B    | 3441092 THRU CURRENT |
| MM27    | COMPRESSOR         | 1/3HP AEA3440YXC 220V/50HZ                   | 302-875B    | 3133015 THRU CURRENT |
| MT 22   | COMPRESSOR         | 1/3HP AE4440YXA 115V/60HZ                    | 302-857B    | 3133015 THRU CURRENT |
| MT10    | COMPRESSOR         | 1/4HP AEA3430YXD 220V/50HZ                   | 302-648B    | 3133015 THRU CURRENT |
| MT10    | COMPRESSOR         | 1/5HP AEA3425YXA 115V/60HZ                   | 302-805B    | 3133015 THRU CURRENT |
| MT12    | COMPRESSOR         | 1/4HP AEA3430YXD 220V/50HZ                   | 302-648B    | 3133015 THRU CURRENT |
| MT12    | COMPRESSOR         | 1/5HP AEA3425YXA 115V/60HZ                   | 302-805B    | 3133015 THRU CURRENT |
| MT14    | COMPRESSOR         | 1/4HP AEA3430YXD 220V/50HZ                   | 302-648B    | 3133015 THRU CURRENT |
| MT14    | COMPRESSOR         | 1/5HP AEA3425YXA 115V/60HZ                   | 302-805B    | 3133015 THRU CURRENT |
| MT15    | COMPRESSOR         | 1/3HP AEA4440YXD 220V/60HZ                   | 302-708B    | 3133015 THRU CURRENT |
| MT15    | COMPRESSOR         | 1/3HP AE3440Y 115V/60HZ                      | 302-804B    | 3134764 THRU 3441091 |
| MT15    | COMPRESSOR         | 1/3HP AE4440Y 115V/60HZ                      | 302-857B    | 3441092 THRU CURRENT |
| MT15    | COMPRESSOR         | 1/3HP AEA3440YXC 220V/50HZ                   | 302-875B    | 3133015 THRU CURRENT |
| MT15-54 | COMPRESSOR         | 1/3HP AEA4440YXD 220V/60HZ                   | 302-708B    | 3133015 THRU CURRENT |
| MT17    | COMPRESSOR         | 1/3HP AEA4440YXD 220V/60HZ                   | 302-708B    | 3133015 THRU CURRENT |
| MT17    | COMPRESSOR         | 1/3HP AE3440Y 115V/60HZ                      | 302-804B    | 3134764 THRU 3441091 |
| MT17    | COMPRESSOR         | 1/3HP AE4440Y 115V/60HZ                      | 302-857B    | 3441092 THRU CURRENT |
| MT17    | COMPRESSOR         | 1/3HP AEA3440YXC 220V/50HZ                   | 302-875B    | 3133015 THRU CURRENT |
| MT17-54 | COMPRESSOR         | 1/3HP AEA4440YXD 220V/60HZ                   | 302-708B    | 3133015 THRU CURRENT |
| MT18    | COMPRESSOR         | 1/4HP AEA3430YXA 115V/60HZ                   | 302-803B    | 3201507 THRU CURRENT |
| MT18    | COMPRESSOR         | 1/4HP AE4430YXA 115V/60HZ                    | 302-968B    | 3441092 THRU CURRENT |
| MT19    | COMPRESSOR         | 1/4HP AEA3430YXD 220V/50HZ                   | 302-648B    | 3133015 THRU CURRENT |
| MT19    | COMPRESSOR         | 1/4HP AEA3430YXA 115V/60HZ                   | 302-803B    | 3201507 THRU CURRENT |
| MT19-54 | COMPRESSOR         | 1/4HP AEA3430YXA 115V/60HZ                   | 302-803B    | 3201507 THRU CURRENT |
| MT21    | COMPRESSOR         | 1/3HP AEA4440YXA 220V/60HZ                   | 302-708B    | 3133015 THRU CURRENT |
| MT21    | COMPRESSOR         | 1/3HP AE3440YXA 115V/60HZ                    | 302-804B    | 3133015 THRU 3441091 |
| MT21    | COMPRESSOR         | 1/3HP AE4440YXA 115V/60HZ                    | 302-857B    | 3441092 THRU CURRENT |
| MT21    | COMPRESSOR         | 1/3HP AEA3440YXC 220V/50HZ                   | 302-875B    | 3133015 THRU CURRENT |
| MT23    | COMPRESSOR         | 1/3HP AEA4440YXA 220V/60HZ                   | 302-708B    | 3133015 THRU CURRENT |
| MT23    | COMPRESSOR         | 1/3HP AE4440YXA 115V/60HZ                    | 302-857B    | 3133015 THRU CURRENT |
| MT23    | COMPRESSOR         | 1/3HP AEA3440YXC 220V/50HZ                   | 302-875B    | 3133015 THRU CURRENT |
| MT27    | COMPRESSOR         | 1/3HP AE3440YXA 115V/60HZ                    | 302-804B    | 3133015 THRU 3441091 |
| MT27    | COMPRESSOR         | 1/3HP 115-60 SIC AEA4440YXA                  | 302-857B    | 3441092 THRU CURRENT |
| MT27    | COMPRESSOR         | 1/3HP 115-60 EMB FFI12HBX(BARE TUBE CONDENSE | 312-056B-01 | 6369826 THRU CURRENT |
| MT27    | COMPRESSOR         | 1/3HP AEA4440YXA 220V/60HZ                   | 302-708B    | 3133015 THRU CURRENT |
| MT33    | COMPRESSOR         | 1/2HP 115-60 TEC AKA4476YXA                  | 302-626B    | 3133015 THRU CURRENT |
| MT33    | COMPRESSOR         | 1/2HP AKA4476YXC 220V/50HZ                   | 302-651B    | 3133015 THRU CURRENT |
| MT33    | COMPRESSOR         | 1/2HP AKA4476YXD 220V/60HZ                   | 302-861B    | 3133015 THRU CURRENT |
| MT35    | COMPRESSOR         | 1/2HP 115-60 TEC AKA4476YXA                  | 302-626B    | 3133015 THRU CURRENT |
| MT35    | COMPRESSOR         | 1/2HP AKA4476YXC 220V/50HZ                   | 302-651B    | 3133015 THRU CURRENT |
| MT35    | COMPRESSOR         | 1/2HP AKA4476YXD 220V/60HZ                   | 302-861B    | 3133015 THRU CURRENT |
| MT38    | COMPRESSOR         | 1/2HP 115-60 TEC AKA4476YXA                  | 302-626B    | 3133015 THRU CURRENT |
| MT38    | COMPRESSOR         | 1/2HP AKA4476YXC 220V/50HZ                   | 302-651B    | 3133015 THRU CURRENT |
| MT38    | COMPRESSOR         | 1/2HP AKA4476YXD 220V/60HZ                   | 302-861B    | 3133015 THRU CURRENT |
| MT45    | COMPRESSOR         | 1/2HP 115-60 TEC AKA4476YXA                  | 302-626B    | 3133015 THRU CURRENT |



## ACCESSORIES

|         |                |                                   |               |                      |
|---------|----------------|-----------------------------------|---------------|----------------------|
| MT45    | COMPRESSOR     | 1/2HP AKA4476YXC 220V/50HZ        | 302-651B      | 3133015 THRU CURRENT |
| MT45    | COMPRESSOR     | 1/2HP AKA4476YXD 220V/60HZ        | 302-861B      | 3133015 THRU CURRENT |
| MT49    | COMPRESSOR     | 1/2HP 115-60 TEC AKA4476YXA       | 302-626B      | 3133015 THRU CURRENT |
| MT49    | COMPRESSOR     | 1/2HP AKA4476YXC 220V/50HZ        | 302-651B      | 3133015 THRU CURRENT |
| MT49    | COMPRESSOR     | 1/2HP AKA4476YXD 220V/60HZ        | 302-861B      | 3133015 THRU CURRENT |
| MT66    | COMPRESSOR     | 3/4HP 230-60 TEC AKA9451ZXD       | 302-920B      | 3133015 THRU CURRENT |
| MT66    | COMPRESSOR     | 3/4HP 115-60 TEC AKA9451ZXA       | 312-042B      | 3441092 THRU CURRENT |
| MT66    | COMPRESSOR     | 3/4HP AKA9451ZXD 220V/50HZ        | 312-043B      | 3133015 THRU CURRENT |
| MT72    | COMPRESSOR     | 3/4HP 230-60 TEC AKA9451ZXD       | 302-920B      | 3133015 THRU CURRENT |
| MT72    | COMPRESSOR     | 3/4HP 115-60 TEC AKA9451ZXA       | 312-042B      | 3441092 THRU CURRENT |
| MT72    | COMPRESSOR     | 3/4HP AKA9451YXD 220V/60HZ        | 312-043B      | 3133015 THRU CURRENT |
| SLM48   | COMPRESSOR     | 1/2HP 115-60 TEC AKA4476YXA       | 302-626B      | 3133015 THRU CURRENT |
| SLM48   | COMPRESSOR     | 1/2HP AKA4476YXC 220V/50HZ        | 302-651B      | 3133015 THRU CURRENT |
| SLM48   | COMPRESSOR     | 1/2HP AKA4476YXD 220V/60HZ        | 302-861B      | 3133015 THRU CURRENT |
| SMM10   | COMPRESSOR     | DANFOSS 115V/60HZ                 | 312-058B      | 6559212 THRU CURRENT |
| UC85    | COMPRESSOR     | HP UC0506008 DANFOSS 127/60       | 312-057B      | 3133015 THRU CURRENT |
| UR30    | COMPRESSOR     | 1/5HP AZ0395Y SICOM 115V/60HZ     | 302-676B      | 3111474 THRU CURRENT |
| UR30    | COMPRESSOR     | 1/5HP AZA0395YXA 220V/50HZ        | 302-828B      | 3133015 THRU CURRENT |
| UR20    | COMPRESSOR     | 1/5HP AZ0395Y SICOM 115V/60HZ     | 302-676B      | 3111474 THRU 4303134 |
| BZ16    | COMPRESSOR     | 3/4HP AKA9451ZXA 115V/60HZ        | 312-042B      | 3133015 THRU CURRENT |
| BZ16    | CONDENSATE PAN | ASSEMBLY                          | 43B35-042C-01 | 3133015 THRU CURRENT |
| MM14    | CONDENSATE PAN | COMPLETE W / WICKING              | 43B32-226B-01 | 3133015 THRU CURRENT |
| MM27    | CONDENSATE PAN | COMPLETE W / WICKING              | 43B32-208C    | 3133015 THRU CURRENT |
| MT 20   | CONDENSATE PAN | COMPLETE W / WICKING              | 43B35-022C    | 3133015 THRU CURRENT |
| MT10    | CONDENSATE PAN | COMPLETE W / WICKING              | 43B32-209C    | 3133015 THRU CURRENT |
| MT12    | CONDENSATE PAN | COMPLETE W / WICKING              | 43B32-209C    | 3133015 THRU CURRENT |
| MT14    | CONDENSATE PAN | COMPLETE W / WICKING              | 43B32-209C    | 3133015 THRU CURRENT |
| MT15    | CONDENSATE PAN | COMPLETE W / WICKING              | 43B32-153B    | 3133015 THRU CURRENT |
| MT15    | CONDENSATE PAN | W/HOT GAS LINE                    | 43B35-021C    | 3133015 THRU CURRENT |
| MT15    | CONDENSATE PAN | COMPLETE W / WICKING              | 43B35-265C-01 | 3133015 THRU CURRENT |
| MT17    | CONDENSATE PAN | COMPLETE W / WICKING              | 43B32-153B    | 3133015 THRU CURRENT |
| MT17    | CONDENSATE PAN | W/HOT GAS LINE                    | 43B35-021C    | 3133015 THRU CURRENT |
| MT17-54 | CONDENSATE PAN | COMPLETE W / WICKING              | 43B35-265C-01 | 3133015 THRU CURRENT |
| MT18    | CONDENSATE PAN | COMPLETE W / WICKING              | 43B32-209C    | 3133015 THRU CURRENT |
| MT19    | CONDENSATE PAN | COMPLETE W / WICKING              | 43B32-209C    | 3133015 THRU CURRENT |
| MT19-54 | CONDENSATE PAN | W/HOT GAS LINE                    | 43B35-021C    | 3133015 THRU CURRENT |
| MT21    | CONDENSATE PAN | COMPLETE W / WICKING              | 43B32-209C    | 3133015 THRU CURRENT |
| MT22    | CONDENSATE PAN | COMPLETE W / WICKING              | 43B32-153B    | 3133015 THRU CURRENT |
| MT23    | CONDENSATE PAN | COMPLETE W / WICKING              | 43B32-209C    | 3133015 THRU CURRENT |
| MT27    | CONDENSATE PAN | COMPLETE W / WICKING              | 43B32-265C-01 | 3133015 THRU CURRENT |
| MT33    | CONDENSATE PAN | COMPLETE W / WICKING              | 43B32-265C-01 | 3133015 THRU CURRENT |
| MT35    | CONDENSATE PAN | COMPLETE W / WICKING              | 43B32-209C    | 3133015 THRU CURRENT |
| MT38    | CONDENSATE PAN | COMPLETE W / WICKING              | 43B32-208C    | 3133015 THRU CURRENT |
| MT45    | CONDENSATE PAN | COMPLETE W / WICKING              | 43B32-208C    | 3133015 THRU CURRENT |
| MT49    | CONDENSATE PAN | COMPLETE W / WICKING              | 43B32-208C    | 3133015 THRU CURRENT |
| MT66    | CONDENSATE PAN | COMPLETE W / WICKING              | 43B32-028B    | 3133015 THRU CURRENT |
| MT72    | CONDENSATE PAN | COMPLETE W / WICKING              | 43B32-028B    | 3133015 THRU CURRENT |
| UR20    | CONDENSATE PAN | DRAIN                             | 15B05-002C    | 3111474 THRU 4303134 |
| UR30    | CONDENSATE PAN | ASSEMBLY                          | 15B05-002C    | 4303135 THRU CURRENT |
| BZ13    | CONDENSATE PAN | ASSEMBLY                          | 43B35-051D-02 | 3133015 THRU CURRENT |
| EZA84   | CONDENSATE PAN | ASSEMBLY                          | 43B32-208C    | 3133015 THRU CURRENT |
| EZA84   | CONDENSER COIL | 14-3/4"X4"X4"                     | 305-375C      | 3133015 THRU CURRENT |
| MM14    | CONDENSER COIL | 16.63" X 8.07" X 6"               | 305-356C      | 4754377 THRU CURRENT |
| MM27    | CONDENSER COIL | 11X11X3                           | 305-217C      | 4754377 THRU CURRENT |
| MM27    | CONDENSER COIL | CURVED 21"X11"X1"                 | 305-337C      | 4260689 THRU CURRENT |
| MT10    | CONDENSER COIL | 11" X 8" X 2"                     | 305-232C      | 3133015 THRU CURRENT |
| MT10    | CONDENSER COIL | 11" X 8" X 2" BARE TUBE CONDENSER | 305-395D-01   | 6363098 THRU CURRENT |
| MT12    | CONDENSER COIL | 11-5/16" X 7-7/8" X 3"            | 305-049C      | 1300860 THRU 3133014 |
| MT12    | CONDENSER COIL | 11" X 8" X 2"                     | 305-232C      | 3133015 THRU CURRENT |
| MT12    | CONDENSER COIL | 11" X 8" X 2" BARE TUBE CONDENSER | 305-395D-01   | 6363098 THRU CURRENT |
| MT14    | CONDENSER COIL | 11" X 8" X 2"                     | 305-232C      | 3133015 THRU CURRENT |

## ACCESSORIES

|         |                 |  |               |                      |
|---------|-----------------|--|---------------|----------------------|
| MT15    | CONDENSER COIL  | 16.63" X 8.07" X 6"                        | 305-356C      | 4750885 THRU CURRENT |
| MT17    | CONDENSER COIL  | 11-5/16" X 7-7/8" X 4"                     | 305-168C      | 0103159 THRU 4754376 |
| MT17    | CONDENSER COIL  | 16.63" X 8.07" X 6"                        | 305-356C      | 4754377 THRU CURRENT |
| MT18    | CONDENSER COIL  | 11" X 10-7/8" X 4"                         | 305-150C      | 3133015 THRU CURRENT |
| MT19    | CONDENSER COIL  | 11" X 8" X 2"                              | 305-232C      | 3133015 THRU CURRENT |
| MT19-54 | CONDENSER COIL  | 11-1/4" X 8" X 4"                          | 305-230C      | 3133015 THRU CURRENT |
| MT20    | CONDENSER COIL  | 11-1/4" X 8" X 4"                          | 305-230C      | 3133015 THRU CURRENT |
| MT21    | CONDENSER COIL  | 11-5/16" X 7-7/8" X 3"                     | 305-151C      | 1300860 THRU 3133014 |
| MT21    | CONDENSER COIL  | 11"X11"X3"                                 | 305-217C      | 3133015 THRU 4260688 |
| MT21    | CONDENSER COIL  | 21"X11"X1" CURVED                          | 305-337C      | 4260689 THRU CURRENT |
| MT22    | CONDENSER COIL  | 11-1/4" X 8" X 4"                          | 305-230C      | 3133015 THRU CURRENT |
| MT23    | CONDENSER COIL  | 11"X11"X3"                                 | 305-217C      | 3133015 THRU CURRENT |
| MT27    | CONDENSER COIL  | 11-5/16" X 7-7/8" X 3" BARE TUBE CONDENSER | 305-392D-01   | 6363098 THRU CURRENT |
| MT27    | CONDENSER COIL  | 11-5/16" X 7-7/8" X 3"                     | 305-151C      | 1300860 THRU 4260688 |
| MT27    | CONDENSER COIL  | CURVED 21"X11"X1"                          | 305-337C      | 4260689 THRU CURRENT |
| MT33    | CONDENSER COIL  | 13-1/4" X 10-7/8" X 4"                     | 305-159C      | 0111125 THRU CURRENT |
| MT33    | CONDENSER COIL  | 11" X 10-7/8" X 4"                         | 305-160C      | 0804366 THRU 0111124 |
| MT33    | CONDENSER COIL  | 11" X 10-7/8" X 5-9/16"                    | 305-125C      | 8123598 THRU 0804365 |
| MT35    | CONDENSER COIL  | 28-1/2" X 7" X4"                           | 305-206C      | 3133015 THRU CURRENT |
| MT38    | CONDENSER COIL  | 11" X 10-7/8" X 5-9/16"                    | 305-125C      | 8123598 THRU 0804365 |
| MT38    | CONDENSER COIL  | 13-1/4" X 10-7/8" X 4"                     | 305-159C      | 0111125 THRU CURRENT |
| MT38    | CONDENSER COIL  | 11" X 10-7/8" X 4"                         | 305-160C      | 0804366 THRU 0111124 |
| MT45    | CONDENSER COIL  | 11" X 10-7/8" X 5-9/16"                    | 305-125C      | 8123598 THRU 0804365 |
| MT45    | CONDENSER COIL  | 13-1/4" X 10-7/8" X 4"                     | 305-159C      | 0111125 THRU CURRENT |
| MT45    | CONDENSER COIL  | 11" X 10-7/8" X 4"                         | 305-160C      | 0804366 THRU 0111124 |
| MT49    | CONDENSER COIL  | 11" X 10-7/8" X 5-9/16"                    | 305-125C      | 8123598 THRU 0804365 |
| MT49    | CONDENSER COIL  | 13-1/4" X 10-7/8" X 4"                     | 305-159C      | 0111125 THRU CURRENT |
| MT49    | CONDENSER COIL  | 11" X 10-7/8" X 4"                         | 305-160C      | 0804366 THRU 0111124 |
| MT66    | CONDENSER COIL  | 13-1/4" X 10-7/8" X 4"                     | 305-159C      | 0608142 THRU CURRENT |
| MT72    | CONDENSER COIL  | 13-1/4" X 10-7/8" X 4"                     | 305-159C      | 0608142 THRU CURRENT |
| SLM48   | CONDENSER COIL  | 13-1/4" X 10-7/8" X 4"                     | 305-159C      | 2122810 THRU CURRENT |
| SMM10   | CONDENSER COIL  | 3620925R01                                 | 305-398D      | 6559212 THRU CURRENT |
| UR30    | CONDENSER COIL  | 4-1/4" X 7" X 4"                           | 305-223C      | 3111474 THRU 4303134 |
| UR30    | CONDENSER COIL  | 2-19/32"X7"X4-1/4"                         | 305-343C      | 4303135 THRU CURRENT |
| BZ13    | CONDENSER COIL  | 11.50"x12.875x11"                          | 305-387D-01   | 3133015 THRU CURRENT |
| BZ16    | CONDENSER COIL  | 13-1/4" X 10-7/8" X 4"                     | 305-159C      | 3133015 THRU CURRENT |
| UR20    | CONDENSER COIL  | 4-1/4 X 7 X 4                              | 305-223C      | 3111474 THRU 4303134 |
| MM14    | CONDENSING UNIT | ASSEMBLY - 115V/60HZ                       | 49B34-330D-02 | 3133015 THRU CURRENT |
| MM27    | CONDENSING UNIT | ASSEMBLY - 115V/60HZ                       | 49B34-301D-01 | 3133015 THRU CURRENT |
| MT10    | CONDENSING UNIT | ASSEMBLY - 115V/60HZ                       | 49B34-299D-01 | 3133015 THRU CURRENT |
| MT12    | CONDENSING UNIT | ASSEMBLY - 115V/60HZ                       | 49B34-299D-01 | 3133015 THRU CURRENT |
| MT14    | CONDENSING UNIT | ASSEMBLY - 115V/60HZ                       | 49B34-299D-01 | 3133015 THRU CURRENT |
| MT15    | CONDENSING UNIT | ASSEMBLY - 115V/60HZ                       | 49B34-334D-01 | 3133015 THRU CURRENT |
| MT17    | CONDENSING UNIT | ASSEMBLY - 115V/60HZ                       | 49B34-334D-01 | 3133015 THRU CURRENT |
| MT17-54 | CONDENSING UNIT | ASSEMBLY - 115V/60HZ                       | 49B34-334D-01 | 3133015 THRU CURRENT |
| MT18    | CONDENSING UNIT | ASSEMBLY - 115V/60HZ                       | 49B34-215D    | 3133015 THRU CURRENT |
| MT19    | CONDENSING UNIT | ASSEMBLY - 115V/60HZ                       | 49B34-299D-04 | 3133015 THRU CURRENT |
| MT19-54 | CONDENSING UNIT | ASSEMBLY - 115V/60HZ                       | 49B34-300D-01 | 3133015 THRU CURRENT |
| MT21    | CONDENSING UNIT | ASSEMBLY - 115V/60HZ                       | 49B34-212D    | 3133015 THRU 3441091 |
| MT21    | CONDENSING UNIT | ASSEMBLY - FRONT AIR FLOW - 115V/60HZ      | 49B34-268D-01 | 3441092 THRU CURRENT |
| MT22    | CONDENSING UNIT | ASSEMBLY - 115V/60HZ                       | 49B34-271D-01 | 3133015 THRU CURRENT |
| MT23    | CONDENSING UNIT | ASSEMBLY - FRONT AIR FLOW - 115V/60HZ      | 49B34-268D-01 | 3133015 THRU CURRENT |
| MT27    | CONDENSING UNIT | ASSEMBLY - 115V/60HZ                       | 49B34-301D-03 | 3133015 THRU CURRENT |
| MT33    | CONDENSING UNIT | ASSEMBLY - 115V/60HZ                       | 49B34-190D    | 0111124 THRU CURRENT |
| MT35    | CONDENSING UNIT | ASSEMBLY - 115V/60HZ                       | 49B34-328D-01 | 4878520 THRU CURRENT |
| MT38    | CONDENSING UNIT | ASSEMBLY - 115V/60HZ                       | 49B34-190D    | 0111124 THRU CURRENT |
| MT45    | CONDENSING UNIT | ASSEMBLY - 115V/60HZ                       | 49B34-190D    | 0111124 THRU CURRENT |
| MT49    | CONDENSING UNIT | ASSEMBLY - 115V/60HZ                       | 49B34-190D    | 0111124 THRU CURRENT |
| MT66    | CONDENSING UNIT | ASSEMBLY - 115V/60HZ                       | 49B34-261D-01 | 0608142 THRU CURRENT |
| MT66    | CONDENSING UNIT | ASSEMBLY - 220V/60HZ                       | 49B34-261D-02 | 3133015 THRU CURRENT |
| MT72    | CONDENSING UNIT | ASSEMBLY - 115V/60HZ                       | 49B34-261D-01 | 0608142 THRU CURRENT |

## ACCESSORIES

|         |                 |                                   |               |                      |
|---------|-----------------|-----------------------------------|---------------|----------------------|
| MT72    | CONDENSING UNIT | ASSEMBLY - 220V/60HZ              | 49B34-261D-02 | 3133015 THRU CURRENT |
| SLM48   | CONDENSING UNIT | ASSEMBLY - 115V/60HZ              | 49B34-193D    | 2122810 THRU CURRENT |
| UR20    | CONDENSING UNIT | ASSEMBLY - 115V/60HZ              | 15B07-006D-01 | 3111474 THRU 4303134 |
| UR30    | CONDENSING UNIT | ASSEMBLY - 115V/60HZ              | 15B07-006D-01 | 3111474 THRU 4303134 |
| UR30    | CONDENSING UNIT | ASSEMBLY - 115V/60HZ              | 19B34-044D-01 | 4303135 THRU CURRENT |
| BZ16    | CONDENSING UNIT | ASSEMBLY - 220V/50HZ              | 49B34-326D-02 | 3133015 THRU CURRENT |
| EZA84   | CONDENSING UNIT | ASSEMBLY - 115V/60HZ              | 19B34-041D-01 | 3133015 THRU CURRENT |
| MM14    | CONDENSING UNIT | ASSEMBLY - 220V/50HZ              | 49B34-262D-02 | 3133015 THRU CURRENT |
| MM14    | CONDENSING UNIT | ASSEMBLY - 220V/60HZ              | 49B34-299D-02 | 3133015 THRU CURRENT |
| MM27    | CONDENSING UNIT | ASSEMBLY - 220V/60HZ              | 49B34-301D-02 | 3133015 THRU CURRENT |
| MM27    | CONDENSING UNIT | ASSEMBLY - 220V/50HZ              | 49B34-301D-04 | 3133015 THRU CURRENT |
| MT10    | CONDENSING UNIT | ASSEMBLY - 220V/50HZ              | 49B34-299D-03 | 3133015 THRU CURRENT |
| MT12    | CONDENSING UNIT | ASSEMBLY - 220V/50HZ              | 49B34-299D-03 | 3133015 THRU CURRENT |
| MT14    | CONDENSING UNIT | ASSEMBLY - 220V/50HZ              | 49B34-299D-03 | 3133015 THRU CURRENT |
| MT15    | CONDENSING UNIT | ASSEMBLY - 220V/60HZ              | 49B36-270D-01 | 3133015 THRU CURRENT |
| MT17    | CONDENSING UNIT | ASSEMBLY - 220V/50HZ              | 49B34-270D-02 | 3133015 THRU CURRENT |
| MT15-54 | CONDENSING UNIT | ASSEMBLY - 220V/50HZ              | 49B34-329D-04 | 3133015 THRU CURRENT |
| MT15-54 | CONDENSING UNIT | ASSEMBLY - 220V/60HZ              | 49B36-270D-01 | 3133015 THRU CURRENT |
| MT17    | CONDENSING UNIT | ASSEMBLY - 220V/50HZ              | 49B34-270D-02 | 3133015 THRU CURRENT |
| MT17    | CONDENSING UNIT | ASSEMBLY - 220V/60HZ              | 49B36-270D-01 | 3133015 THRU CURRENT |
| MT17-54 | CONDENSING UNIT | ASSEMBLY - 220V/50HZ              | 49B34-329D-04 | 3133015 THRU CURRENT |
| MT17-54 | CONDENSING UNIT | ASSEMBLY - 220V/60HZ              | 49B36-270D-01 | 3133015 THRU CURRENT |
| MT18    | CONDENSING UNIT | ASSEMBLY - 220V/50HZ              | 49B34-319D-01 | 3133015 THRU CURRENT |
| MT19    | CONDENSING UNIT | ASSEMBLY - 220V/50HZ              | 49B34-299D-03 | 3133015 THRU CURRENT |
| MT21    | CONDENSING UNIT | ASSEMBLY - 220V/60HZ              | 49B34-213D    | 3133015 THRU CURRENT |
| MT21    | CONDENSING UNIT | ASSEMBLY - 220V/50HZ              | 49B34-214D    | 3133015 THRU CURRENT |
| MT23    | CONDENSING UNIT | ASSEMBLY - 220V/60HZ              | 49B34-213D    | 3133015 THRU CURRENT |
| MT23    | CONDENSING UNIT | ASSEMBLY - 220V/50HZ              | 49B34-214D    | 3133015 THRU CURRENT |
| MT27    | CONDENSING UNIT | ASSEMBLY - 220V/60HZ              | 49B34-301D-02 | 3133015 THRU CURRENT |
| MT27    | CONDENSING UNIT | ASSEMBLY - 220V/50HZ              | 49B34-301D-04 | 3133015 THRU CURRENT |
| MT27    | CONDENSING UNIT | ASSEMBLY - 115V/60HZ W/ BARE TUBE | 49B34-357D-01 | 6369825 THRU CURRENT |
| MT33    | CONDENSING UNIT | ASSEMBLY - 220V/60HZ              | 49B34-191D    | 3133015 THRU CURRENT |
| MT35    | CONDENSING UNIT | ASSEMBLY - 220V/60HZ              | 49B34-191D    | 3133015 THRU CURRENT |
| MT35    | CONDENSING UNIT | ASSEMBLY - 220V/50HZ              | 49B34-328D-03 | 3133015 THRU CURRENT |
| MT38    | CONDENSING UNIT | ASSEMBLY - 220V/60HZ              | 49B34-191D    | 3133015 THRU CURRENT |
| MT38    | CONDENSING UNIT | ASSEMBLY - 220V/50HZ              | 49B34-192D    | 3133015 THRU CURRENT |
| MT45    | CONDENSING UNIT | ASSEMBLY - 220V/60HZ              | 49B34-191D    | 3133015 THRU CURRENT |
| MT45    | CONDENSING UNIT | ASSEMBLY - 220V/50HZ              | 49B34-192D    | 3133015 THRU CURRENT |
| MT49    | CONDENSING UNIT | ASSEMBLY - 220V/60HZ              | 49B34-191D    | 3133015 THRU CURRENT |
| MT49    | CONDENSING UNIT | ASSEMBLY - 220V/50HZ              | 49B34-192D    | 3133015 THRU CURRENT |
| MT66    | CONDENSING UNIT | ASSEMBLY - 220V/50HZ              | 49B34-261D-03 | 3133015 THRU CURRENT |
| MT72    | CONDENSING UNIT | ASSEMBLY - 220V/50HZ              | 49B34-261D-03 | 3133015 THRU CURRENT |
| SLM48   | CONDENSING UNIT | ASSEMBLY - 220V/60HZ              | 49B34-191D    | 3133015 THRU CURRENT |
| SLM48   | CONDENSING UNIT | ASSEMBLY - 220V/50HZ              | 49B34-195D    | 3133015 THRU CURRENT |
| BZ13    | CONTROL         | TEMPERATURE                       | 502-297A      | 3441092 THRU CURRENT |
| BZ16    | CONTROL         | TEMPERATURE                       | 502-301B      | 3441092 THRU CURRENT |
| EZA84   | CONTROL         | TEMPERATURE                       | 502-301B      | 3441092 THRU CURRENT |
| MM14    | CONTROL         | TEMPERATURE                       | 502-290B      | 0200953 THRU CURRENT |
| MM27    | CONTROL         | TEMPERATURE                       | 502-289B      | 0200953 THRU CURRENT |
| MT10    | CONTROL         | TEMPERATURE                       | 502-293B      | 0200953 THRU CURRENT |
| MT12    | CONTROL         | TEMPERATURE                       | 502-293B      | 0200953 THRU CURRENT |
| MT14    | CONTROL         | TEMPERATURE                       | 502-293B      | 0200953 THRU CURRENT |
| MT15    | CONTROL         | TEMPERATURE                       | 502-290B      | 0200953 THRU CURRENT |
| MT15-54 | CONTROL         | TEMPERATURE                       | 502-290B      | 0200953 THRU CURRENT |
| MT17    | CONTROL         | TEMPERATURE                       | 502-290B      | 0200953 THRU CURRENT |
| MT17-54 | CONTROL         | TEMPERATURE                       | 502-290B      | 0200953 THRU CURRENT |
| MT18    | CONTROL         | TEMPERATURE                       | 502-290B      | 0200953 THRU CURRENT |
| MT19    | CONTROL         | TEMPERATURE                       | 502-293B      | 0200953 THRU CURRENT |
| MT19-54 | CONTROL         | TEMPERATURE                       | 502-289B      | 0200953 THRU CURRENT |
| MT21    | CONTROL         | TEMPERATURE                       | 502-289B      | 0200953 THRU CURRENT |
| MT23    | CONTROL         | TEMPERATURE                       | 502-289B      | 0200953 THRU CURRENT |



**ACCESSORIES**

|         |                 |                              |               |                      |
|---------|-----------------|------------------------------|---------------|----------------------|
| UR20    | CONTROL-SCREW   | TEMPERATURE CONTROL MOUNTING | 603-086A--    | 1306140 THRU CURRENT |
| UR20    | CONTROL-SCREW   | TEMPERATURE CONTROL MOUNTING | 603-086A--    | 1306140 THRU CURRENT |
| UR30    | CONTROL-SCREW   | TEMPERATURE CONTROL MOUNTING | 603-086A--    | 1306140 THRU CURRENT |
| UR30    | CONTROL-SCREW   | TEMPERATURE CONTROL MOUNTING | 603-086A--    | 1306140 THRU CURRENT |
| EZA84   | CORD            | SUPPLY                       | 504-343B      | 3133015 THRU CURRENT |
| MT19    | CORNER PLUG     | BOTTOM LEFT HAND             | 703-647C      | 1306138 THRU CURRENT |
| MT21    | CORNER PLUG     | BOTTOM LEFT HAND             | 703-647C      | 1306138 THRU CURRENT |
| MT27    | CORNER PLUG     | BOTTOM LEFT HAND             | 703-647C      | 1306138 THRU CURRENT |
| MT33    | CORNER PLUG     | BOTTOM LEFT HAND             | 703-845C      | 1306138 THRU CURRENT |
| MT35    | CORNER PLUG     | BOTTOM LEFT HAND             | 703-647C      | 1306138 THRU CURRENT |
| MT38    | CORNER PLUG     | BOTTOM LEFT HAND             | 703-845C      | 1306138 THRU CURRENT |
| MT45    | CORNER PLUG     | BOTTOM LEFT HAND             | 703-845C      | 1306138 THRU CURRENT |
| MT49    | CORNER PLUG     | BOTTOM LEFT HAND             | 703-647C      | 1306138 THRU CURRENT |
| EZA84   | COVER - ASEMBLY | EVAP. COMPLETE W/PARTS       | 04B02-188D-01 | 3441092 THRU CURRENT |
| MM27    | COVER - ASEMBLY | EVAP. COMPLETE W/PARTS       | 43B32-200D    | 1306140 THRU CURRENT |
| MT23    | COVER - ASEMBLY | EVAP. COMPLETE W/PARTS       | 43B32-270D-01 | 1306140 THRU CURRENT |
| MT27    | COVER - ASEMBLY | EVAP. COMPLETE W/PARTS       | 43B32-200D    | 1306140 THRU CURRENT |
| MT33    | COVER - ASEMBLY | EVAP. COMPLETE W/PARTS       | 43B32-204D    | 1306140 THRU CURRENT |
| MT35    | COVER - ASEMBLY | EVAP. COMPLETE W/PARTS       | 43B32-271D-01 | 1306140 THRU CURRENT |
| MT38    | COVER - ASEMBLY | EVAP. COMPLETE W/PARTS       | 43B32-184D    | 1306140 THRU CURRENT |
| MT45    | COVER - ASEMBLY | EVAP. COMPLETE W/PARTS       | 43B32-188D    | 1306140 THRU CURRENT |
| MT49    | COVER - ASEMBLY | EVAP. COMPLETE W/PARTS       | 43B32-188D    | 1306140 THRU CURRENT |
| MT66    | COVER - ASEMBLY | EVAP. COMPLETE W/PARTS       | 43B32-190D    | 1306140 THRU CURRENT |
| MT72    | COVER - ASEMBLY | EVAP. COMPLETE W/PARTS       | 43B32-190D    | 1306140 THRU CURRENT |
| SLM48   | COVER - ASEMBLY | EVAP. COMPLETE W/PARTS       | 43B32-137D    | 1306140 THRU CURRENT |
| MM14    | CURVE FLOW      | GRAVITY KIT 16/20/600        | 61C31-187A-01 | 1987 THRU CURRENT    |
| MM27    | CURVE FLOW      | GRAVITY KIT 16/20/600        | 61C31-193A-01 | 1987 THRU CURRENT    |
| MT10    | CURVE FLOW      | GRAVITY KIT 16/20/600        | 61C31-179A-01 | 1987 THRU CURRENT    |
| MT12    | CURVE FLOW      | GRAVITY KIT 16/20/600        | 61C31-179A-01 | 1987 THRU CURRENT    |
| MT14    | CURVE FLOW      | GRAVITY KIT 16/20/600        | 61C31-181A-01 | 1987 THRU CURRENT    |
| MT15    | CURVE FLOW      | GRAVITY KIT 16/20/600        | 61C31-200A-01 | 1987 THRU CURRENT    |
| MT15-54 | CURVE FLOW      | GRAVITY KIT 16/20/600        | 61C31-204A-01 | 1987 THRU CURRENT    |
| MT17    | CURVE FLOW      | GRAVITY KIT 16/20/600        | 61C31-200A-01 | 1987 THRU CURRENT    |
| MT17-54 | CURVE FLOW      | GRAVITY KIT 16/20/600        | 61C31-204A-01 | 1987 THRU CURRENT    |
| MT19    | CURVE FLOW      | GRAVITY KIT 16/20/600        | 61C31-181A-01 | 1987 THRU CURRENT    |
| MT19-54 | CURVE FLOW      | GRAVITY KIT 16/20/600        | 61C31-183A-01 | 1987 THRU CURRENT    |
| MT22    | CURVE FLOW      | GRAVITY KIT 16/20/600        | 61C31-189A-01 | 1987 THRU CURRENT    |
| MT23    | CURVE FLOW      | GRAVITY KIT 16/20/600        | 61C31-199A-01 | 1987 THRU CURRENT    |
| MT27    | CURVE FLOW      | GRAVITY KIT 16/20/600        | 61C31-191A-01 | 1987 THRU CURRENT    |
| MT27-55 | CURVE FLOW      | GRAVITY KIT 16/20/600        | 61C31-193A-01 | 1987 THRU CURRENT    |
| MT33    | CURVE FLOW      | GRAVITY KIT 16/20/600        | 61C31-195A-01 | 1987 THRU CURRENT    |
| MT35    | CURVE FLOW      | GRAVITY KIT 16/20/600        | 61C31-195A-01 | 1987 THRU CURRENT    |
| MT38    | CURVE FLOW      | GRAVITY KIT 16/20/600        | 61C31-201A-01 | 1987 THRU CURRENT    |
| MT45    | CURVE FLOW      | GRAVITY KIT 16/20/600        | 61C31-199A-01 | 1987 THRU CURRENT    |
| MT49    | CURVE FLOW      | GRAVITY KIT 16/20/600        | 61C31-197A-01 | 1987 THRU CURRENT    |
| MT49-55 | CURVE FLOW      | GRAVITY KIT 16/20/600        | 61C31-199A-01 | 1987 THRU CURRENT    |
| MT66    | CURVE FLOW      | GRAVITY KIT 16/20/600        | 61C31-199A-01 | 1987 THRU CURRENT    |
| MT72    | CURVE FLOW      | GRAVITY KIT 16/20/600        | 61C31-197A-01 | 1987 THRU CURRENT    |
| MT72-55 | CURVE FLOW      | GRAVITY KIT 16/20/600        | 61C31-199A-01 | 1987 THRU CURRENT    |
| SLM48   | CURVE FLOW      | GRAVITY KIT 16/20/600        | 61C31-203A-01 | 1987 THRU CURRENT    |
| SMM10   | DEFROST TIMER   | 362056R02                    | 502-326B      | 6559212 THRU CURRENT |
| EZA84LD | DISPLAY         | LIVE DISPLAY ASSEMBLY- PEPSI | 24B34-013D-01 | 4303135 THRU CURRENT |
| EZA84LD | DISPLAY         | LIVE DISPLAY ASSEMBLY- COKE  | 24B34-015D-01 | 4303135 THRU CURRENT |
| BZ13    | DIVIDER         | 20 OZ - ORGANIZER            | 403-750D-01   | 3441092 THRU CURRENT |
| BZ13    | DIVIDER         | 20 OZ - ORGANIZER            | 403-750D-01   | 3441092 THRU CURRENT |
| BZ16    | DIVIDER         | 20 OZ - ORGANIZER            | 403-706D-01   | 3441092 THRU CURRENT |
| EZA84   | DIVIDER         | PRODUCT                      | 403-699D-01   | 3441092 THRU CURRENT |
| SMM10   | DIVIDER         | PRODUCT- HOOK ON             | 403-788D      | 3441092 THRU CURRENT |
| SMM10   | DIVIDER         | PRODUCT - GLUE ON            | 403-804B      | 3441092 THRU CURRENT |
| MM 27   | DOOR            | SWING-CURVED- RIGHT 30X 56   | 40B48-001D-01 | 3133015 THRU CURRENT |
| MM 27   | DOOR            | SWING-CURVED- LEFT 30X 56    | 40B48-001D-02 | 3133015 THRU CURRENT |



**ACCESSORIES**

|       |                |                     |                     |                               |                      |
|-------|----------------|---------------------|---------------------|-------------------------------|----------------------|
| MM14  | DOOR           | SWING-CURVED, LEFT  | 18 X 46             | <a href="#">40B48-003D-01</a> | 3133015 THRU CURRENT |
| MM14  | DOOR           | SWING-CURVED, RIGHT | 18 X 46             | <a href="#">40B48-003D-02</a> | 3133015 THRU CURRENT |
| MT10  | DOOR           | SWING-LEFT          | 23 1/4 X 43         | 40B48-061D-01                 | 3133015 THRU CURRENT |
| MT10  | DOOR           | SWING-RIGHT         | 23 1/4 X 43         | 40B48-061D-02                 | 3133015 THRU CURRENT |
| MT12  | DOOR           | SWING-LEFT          | 23 1/4 X 51         | 40B48-062D-01                 | 3133015 THRU CURRENT |
| MT12  | DOOR           | SWING-RIGHT         | 23 1/4 X 51         | 40B48-062D-02                 | 3133015 THRU CURRENT |
| MT14  | DOOR           | SWING-LEFT          | 23 1/4 X 60         | 40B48-068D-01                 | 3133015 THRU CURRENT |
| MT14  | DOOR           | SWING-RIGHT         | 23 1/4 X 60         | 40B48-068D-02                 | 3133015 THRU CURRENT |
| MT15  | DOOR           | SLIDE -LEFT         | 16 21/32 X 38 13/16 | 40B47-021D                    | 3133015 THRU CURRENT |
| MT15  | DOOR           | SLIDE -RIGHT        | 16 21/32 X 38 13/16 | 40B47-022D                    | 3133015 THRU CURRENT |
| MT17  | DOOR           | SLIDE -LEFT         | 16 21/32 X 44 13/16 | 40B47-023D                    | 3133015 THRU CURRENT |
| MT17  | DOOR           | SLIDE -RIGHT        | 16 21/32 X 44 13/16 | 40B47-024D                    | 3133015 THRU CURRENT |
| MT18  | DOOR           | SWING-RIGHT         | 26 1/2 X 55 1/4     | 40B48-063D-01                 | 8123598 THRU CURRENT |
| MT18  | DOOR           | SWING-LEFT          | 26 1/2 X 55 1/4     | 40B48-063D-02                 | 8123598 THRU CURRENT |
| MT19  | DOOR           | SWING-LEFT          | 23 1/4 X 60         | 40B48-068D-01                 | 3133015 THRU CURRENT |
| MT19  | DOOR           | SWING-RIGHT         | 23 1/4 X 60         | 40B48-068D-02                 | 3133015 THRU CURRENT |
| MT20  | DOOR           | SLIDE -LEFT         | 16 21/32 X 38 13/16 | 40B47-021D                    | 3133015 THRU CURRENT |
| MT20  | DOOR           | SLIDE -RIGHT        | 16 21/32 X 38 13/16 | 40B47-022D                    | 3133015 THRU CURRENT |
| MT21  | DOOR           | SWING-RIGHT         | 26 1/2 X 55 1/4     | 40B48-063D-01                 | 8123598 THRU CURRENT |
| MT21  | DOOR           | SWING-LEFT          | 26 1/2 X 55 1/4     | 40B48-063D-02                 | 8123598 THRU CURRENT |
| MT22  | DOOR           | SLIDE -LEFT         | 20 21/32 X 44 13/16 | 40B47-033D                    | 3133015 THRU CURRENT |
| MT22  | DOOR           | SLIDE -RIGHT        | 20 21/32X44 13/16   | 40B47-034D                    | 3133015 THRU CURRENT |
| MT23  | DOOR           | SWING-RIGHT         | 26 1/2 X 55 1/4     | 40B48-063D-01                 | 3133015 THRU CURRENT |
| MT23  | DOOR           | SWING-LEFT          | 26 1/2 X 55 1/4     | 40B48-063D-02                 | 3133015 THRU CURRENT |
| MT27  | DOOR           | SWING-RIGHT         | 29 1/4 X 55 1/4     | <a href="#">40B48-063D-03</a> | 8123598 THRU CURRENT |
| MT27  | DOOR           | SWING-LEFT          | 29 1/4 X 55 1/4     | 40B48-063D-04                 | 8123598 THRU CURRENT |
| MT33  | DOOR           | SLIDE -LEFT         | 18 5/32 X 51 1/2    | 40B47-025D                    | 8123598 THRU CURRENT |
| MT33  | DOOR           | SLIDE -RIGHT        | 18 5/32 X 51 1/2    | 40B47-026D                    | 8123598 THRU CURRENT |
| MT35  | DOOR           | SWING-LEFT          | 18 15/16 X 55-1/4   | 40B48-063D-17                 | 3133015 THRU CURRENT |
| MT35  | DOOR           | SWING-RIGHT         | 18 15/16 X 55-1/4   | 40B48-063D-18                 | 3133015 THRU CURRENT |
| MT38  | DOOR           | SLIDE -LEFT         | 20 3/8 X 51 1/2     | 40B47-027D                    | 8123598 THRU CURRENT |
| MT38  | DOOR           | SLIDE -RIGHT        | 20 3/8 X 51 1/2     | 40B47-028D                    | 8123598 THRU CURRENT |
| MT45  | DOOR           | SWING-LEFT          | 24 3/8 X 51 1/2     | 40B47-029D                    | 8123598 THRU CURRENT |
| MT45  | DOOR           | SLIDE -RIGHT        | 24 3/8 X 51 1/2     | <a href="#">40B47-030D</a>    | 8123598 THRU CURRENT |
| MT49  | DOOR           | SLIDE -RIGHT        | 25 13/32 X 55 1/4   | 40B48-063D-05                 | 8123598 THRU CURRENT |
| MT49  | DOOR           | SWING-LEFT          | 25 13/32 X 55 1/4   | 40B48-063D-06                 | 8123598 THRU CURRENT |
| MT66  | DOOR           | SLIDE -LEFT         | 24 3/8 X 51 1/2     | 40B47-029D                    | 8123598 THRU CURRENT |
| MT66  | DOOR           | SLIDE -RIGHT        | 24 3/8 X 51 1/2     | 40B47-031D                    | 8123598 THRU CURRENT |
| MT66  | DOOR           | SLIDE -CENTER       | 24 3/8 X 51 1/2     | <a href="#">40B47-032D</a>    | 8123598 THRU CURRENT |
| MT72  | DOOR           | SWING-All           | 25 13/32 X 55 1/4   | <a href="#">40B48-063D-07</a> | 8123598 THRU CURRENT |
| SLM48 | DOOR           | SLIDE -LEFT         | 22 17/32 X 51 1/2   | 40B47-019D                    | 8123598 THRU CURRENT |
| SLM48 | DOOR           | SLIDE -RIGHT        | 22 17/32 X 51 1/2   | 40B47-020D                    | 8123598 THRU CURRENT |
| UC85  | DOOR           | SWING-RIGHT         | 17-3/4" X 26-11/16" | 401-703B                      | 3441092 THRU CURRENT |
| UR30  | DOOR           | SWING-RIGHT         | 20-11/32 X 34-21/32 | 02B20-046D-01                 | 1304468 THRU CURRENT |
| UR30  | DOOR           | SWING-LEFT          | 20-11/32 X 34-21/32 | 02B20-046D-02                 | 1304468 THRU CURRENT |
| UR20  | DOOR           | SWING-LEFT          | 20-11/32 X 31-5/32  | 02B20-039D-01                 | 1304468 THRU CURRENT |
| UR20  | DOOR           | SWING-RIGHT         | 20-11/32 X 31-5/32  | 02B20-039D-02                 | 1304468 THRU CURRENT |
| MT15  | DOOR - TRACK   | TOP TRACK ASSEMBLY  |                     | 63C32-049A                    | 8123598 THRU CURRENT |
| MT17  | DOOR - TRACK   | TOP TRACK ASSEMBLY  |                     | 63C32-049A                    | 8123598 THRU CURRENT |
| MT19  | DOOR - TRACK   | TOP TRACK ASSEMBLY  |                     | <a href="#">63C32-054A</a>    | 8123598 THRU CURRENT |
| MT20  | DOOR - TRACK   | TOP TRACK ASSEMBLY  |                     | 63C32-049A                    | 8123598 THRU CURRENT |
| MT22  | DOOR - TRACK   | TOP TRACK ASSEMBLY  |                     | 40B29-013D                    | 8123598 THRU CURRENT |
| MT33  | DOOR - TRACK   | TOP TRACK ASSEMBLY  |                     | 63C32-050A                    | 8123598 THRU CURRENT |
| MT38  | DOOR - TRACK   | TOP TRACK ASSEMBLY  |                     | <a href="#">63C32-051A</a>    | 8123598 THRU CURRENT |
| MT45  | DOOR - TRACK   | TOP TRACK ASSEMBLY  |                     | <a href="#">63C32-052A</a>    | 8123598 THRU CURRENT |
| MT66  | DOOR - TRACK   | TOP TRACK ASSEMBLY  |                     | <a href="#">63C32-053A</a>    | 8123598 THRU CURRENT |
| SLM48 | DOOR - TRACK   | TOP TRACK ASSEMBLY  |                     | <a href="#">63C32-054A</a>    | 8123598 THRU CURRENT |
| MM14  | DOOR - BUSHING | TOP DOOR            |                     | 703-966A                      | 8123598 THRU CURRENT |
| MM27  | DOOR - BUSHING | TOP DOOR            |                     | 703-966A                      | 8123598 THRU CURRENT |
| MT10  | DOOR - BUSHING | TOP DOOR            |                     | 401-248A                      | 8123598 THRU CURRENT |
| MT12  | DOOR - BUSHING | TOP DOOR            |                     | 401-248A                      | 8123598 THRU CURRENT |



## ACCESSORIES

|       |                       |  |               |                      |
|-------|-----------------------|--|---------------|----------------------|
| MT72  | DOOR - HINGE          | BOTTOM - RIGHT HAND BLACK                    | 401-220A-02   | 8123598 THRU CURRENT |
| MT72  | DOOR - HINGE          | TOP - RIGHT HAND BLACK                       | 401-246A-02   | 8123598 THRU CURRENT |
| MT72  | DOOR - HINGE          | TOP - LEFT HAND BLACK                        | 401-247A-02   | 8123598 THRU CURRENT |
| UC85  | DOOR - HINGE          | TOP - RIGHT HAND BLACK                       | 401-704B      | 3441092 THRU CURRENT |
| UC85  | DOOR - HINGE          | BOTTOM - RIGHT HAND                          | 401-705B      | 3441092 THRU CURRENT |
| UC85  | DOOR - HINGE          | BOTTOM - LEFT HAND BLACK                     | 401-705B      | 3441092 THRU CURRENT |
| UR20  | DOOR - HINGE          | BOTTOM - LEFT HAND BLACK                     | 401-219A-02   | 1304468 THRU CURRENT |
| UR20  | DOOR - HINGE          | BOTTOM - RIGHT HAND BLACK                    | 401-220A-02   | 1304468 THRU CURRENT |
| UR20  | DOOR - HINGE          | TOP - RIGHT HAND BLACK                       | 401-246A-02   | 1304468 THRU CURRENT |
| UR20  | DOOR - HINGE          | TOP - LEFT HAND BLACK                        | 401-247A-02   | 1304468 THRU CURRENT |
| UR30  | DOOR - HINGE          | BOTTOM - LEFT HAND BLACK                     | 401-219A-02   | 1304468 THRU CURRENT |
| UR30  | DOOR - HINGE          | BOTTOM - RIGHT HAND BLACK                    | 401-220A-02   | 1304468 THRU CURRENT |
| UR30  | DOOR - HINGE          | TOP - RIGHT HAND BLACK                       | 401-246A-02   | 1304468 THRU CURRENT |
| UR30  | DOOR - HINGE          | TOP - LEFT HAND BLACK                        | 401-247A-02   | 1304468 THRU CURRENT |
| MT10  | DOOR - HINGE ASSEMBLY | BOTTOM - RIGHT HAND BLACK                    | 40B34-022B-02 | 8123598 THRU CURRENT |
| MT10  | DOOR - HINGE ASSEMBLY | BOTTOM - LEFT HAND BLACK                     | 40B34-023B-02 | 8123598 THRU CURRENT |
| MT12  | DOOR - HINGE ASSEMBLY | BOTTOM - RIGHT HAND BLACK                    | 40B34-022B-02 | 8123598 THRU CURRENT |
| MT12  | DOOR - HINGE ASSEMBLY | BOTTOM - LEFT HAND BLACK                     | 40B34-023B-02 | 8123598 THRU CURRENT |
| MT14  | DOOR - HINGE ASSEMBLY | BOTTOM - RIGHT HAND BLACK                    | 40B34-022B-02 | 8123598 THRU CURRENT |
| MT14  | DOOR - HINGE ASSEMBLY | BOTTOM - LEFT HAND BLACK                     | 40B34-023B-02 | 8123598 THRU CURRENT |
| MT18  | DOOR - HINGE ASSEMBLY | BOTTOM - RIGHT HAND BLACK                    | 40B34-022B-02 | 8123598 THRU CURRENT |
| MT18  | DOOR - HINGE ASSEMBLY | BOTTOM - LEFT HAND BLACK                     | 40B34-023B-02 | 8123598 THRU CURRENT |
| MT19  | DOOR - HINGE ASSEMBLY | BOTTOM - RIGHT HAND BLACK                    | 40B34-022B-02 | 8123598 THRU CURRENT |
| MT19  | DOOR - HINGE ASSEMBLY | BOTTOM - LEFT HAND BLACK                     | 40B34-023B-02 | 8123598 THRU CURRENT |
| MT21  | DOOR - HINGE ASSEMBLY | BOTTOM - RIGHT HAND BLACK                    | 40B34-022B-02 | 8123598 THRU CURRENT |
| MT21  | DOOR - HINGE ASSEMBLY | BOTTOM - LEFT HAND BLACK                     | 40B34-023B-02 | 8123598 THRU CURRENT |
| MT23  | DOOR - HINGE ASSEMBLY | BOTTOM - RIGHT HAND BLACK                    | 40B34-022B-02 | 8123598 THRU CURRENT |
| MT23  | DOOR - HINGE ASSEMBLY | BOTTOM - LEFT HAND BLACK                     | 40B34-023B-02 | 8123598 THRU CURRENT |
| MT27  | DOOR - HINGE ASSEMBLY | BOTTOM - RIGHT HAND BLACK                    | 40B34-022B-02 | 8123598 THRU CURRENT |
| MT27  | DOOR - HINGE ASSEMBLY | BOTTOM - LEFT HAND BLACK                     | 40B34-023B-02 | 8123598 THRU CURRENT |
| MT35  | DOOR - HINGE ASSEMBLY | BOTTOM - RIGHT HAND BLACK                    | 40B34-022B-02 | 8123598 THRU CURRENT |
| MT35  | DOOR - HINGE ASSEMBLY | BOTTOM - LEFT HAND BLACK                     | 40B34-023B-02 | 8123598 THRU CURRENT |
| MT49  | DOOR - HINGE ASSEMBLY | BOTTOM - RIGHT HAND BLACK                    | 40B34-022B-02 | 8123598 THRU CURRENT |
| MT49  | DOOR - HINGE ASSEMBLY | BOTTOM - LEFT HAND BLACK                     | 40B34-023B-02 | 8123598 THRU CURRENT |
| MT72  | DOOR - HINGE ASSEMBLY | BOTTOM - RIGHT HAND BLACK                    | 40B34-028B-02 | 8123598 THRU CURRENT |
| MT72  | DOOR - HINGE ASSEMBLY | BOTTOM - LEFT HAND BLACK                     | 40B34-029B-02 | 8123598 THRU CURRENT |
| UR20  | DOOR - HINGE ASSEMBLY | BOTTOM - RIGHT HAND BLACK                    | 40B34-022B-02 | 8123598 THRU CURRENT |
| UR20  | DOOR - HINGE ASSEMBLY | BOTTOM - LEFT HAND BLACK                     | 40B34-023B-02 | 1304468 THRU CURRENT |
| UR30  | DOOR - HINGE ASSEMBLY | BOTTOM - RIGHT HAND BLACK                    | 40B34-022B-02 | 8123598 THRU CURRENT |
| UR30  | DOOR - HINGE ASSEMBLY | BOTTOM - LEFT HAND BLACK                     | 40B34-023B-02 | 1304468 THRU CURRENT |
| MM14  | DOOR - LOCK           | LOCK KIT                                     | 61C11-042A    | 8123598 THRU CURRENT |
| MT49  | DOOR - LOCK           | LOCK KIT                                     | 61C11-024A    | 8123598 THRU CURRENT |
| MT66  | DOOR - LOCK           | LOCK KIT                                     | 61C11-029A    | 8123598 THRU CURRENT |
| MT72  | DOOR - LOCK           | LOCK KIT                                     | 61C11-031A    | 8123598 THRU CURRENT |
| MT12  | DOOR - LOCK           | LOCK KIT                                     | 61C11-025A    | 8123598 THRU CURRENT |
| MT15  | DOOR - LOCK           | LOCK KIT                                     | 61C11-038A    | 8123598 THRU CURRENT |
| MT17  | DOOR - LOCK           | LOCK KIT                                     | 61C11-038A    | 8123598 THRU CURRENT |
| MT18  | DOOR - LOCK           | LOCK KIT                                     | 61C11-025A    | 8123598 THRU CURRENT |
| MT20  | DOOR - LOCK           | LOCK KIT                                     | 61C11-038A    | 8123598 THRU CURRENT |
| MT27  | DOOR - LOCK           | LOCK KIT ALL SINGL DOORS W/O MANDRAL (HOLE S | 61C11-043A    | 8123598 THRU CURRENT |
| MT21  | DOOR - LOCK           | LOCK KIT                                     | 61C11-025A    | 8123598 THRU CURRENT |
| MT22  | DOOR - LOCK           | LOCK KIT                                     | 61C11-038A    | 8123598 THRU CURRENT |
| MT27  | DOOR - LOCK           | LOCK KIT                                     | 61C11-025A    | 8123598 THRU CURRENT |
| MT33  | DOOR - LOCK           | LOCK KIT                                     | 61C11-023A    | 8123598 THRU CURRENT |
| MT38  | DOOR - LOCK           | LOCK KIT                                     | 61C11-023A    | 8123598 THRU CURRENT |
| MT45  | DOOR - LOCK           | LOCK KIT                                     | 61C11-023A    | 8123598 THRU CURRENT |
| SLM48 | DOOR - LOCK           | LOCK KIT                                     | 61C11-023A    | 8123598 THRU CURRENT |
| MT15  | DOOR - STOP           | BRACKET - LH                                 | 40A37-051A    | 1306140 THRU CURRENT |
| MT15  | DOOR - STOP           | BRACKET - RH                                 | 40A37-052A    | 1306140 THRU CURRENT |
| MT15  | DOOR - STOP           | BUMPER STOP KIT                              | 63C32-055A    | 1306138 THRU CURRENT |
| MT17  | DOOR - STOP           | BRACKET - LH                                 | 40A37-051A    | 1306140 THRU CURRENT |



## ACCESSORIES

|      |                    |                                   |             |                      |
|------|--------------------|-----------------------------------|-------------|----------------------|
| MT17 | DOOR - STOP        | BRACKET - RH                      | 40A37-052A  | 1306140 THRU CURRENT |
| MT17 | DOOR - STOP        | BUMPER STOP KIT                   | 63C32-055A  | 1306138 THRU CURRENT |
| MT19 | DOOR - STOP        | BRACKET - LH                      | 40A37-051A  | 1306140 THRU CURRENT |
| MT19 | DOOR - STOP        | BRACKET - RH                      | 40A37-052A  | 1306140 THRU CURRENT |
| MT19 | DOOR - STOP        | BUMPER STOP KIT                   | 63C32-055A  | 1306138 THRU CURRENT |
| MT20 | DOOR - STOP        | BUMPER STOP KIT                   | 63C32-055A  | 1306138 THRU CURRENT |
| MT22 | DOOR - STOP        | BUMPER STOP KIT                   | 63C32-055A  | 1306138 THRU CURRENT |
| MT33 | DOOR - STOP        | BRACKET - LH                      | 40A37-051A  | 1306140 THRU CURRENT |
| MT33 | DOOR - STOP        | BRACKET - RH                      | 40A37-052A  | 1306140 THRU CURRENT |
| MT33 | DOOR - STOP        | BUMPER STOP KIT                   | 63C32-055A  | 1306140 THRU CURRENT |
| MT35 | DOOR - STOP        | BRACKET - LH                      | 40A37-051A  | 1306140 THRU CURRENT |
| MT35 | DOOR - STOP        | BRACKET - RH                      | 40A37-052A  | 1306140 THRU CURRENT |
| MT38 | DOOR - STOP        | BUMPER STOP KIT                   | 63C32-055A  | 1306140 THRU CURRENT |
| MT38 | DOOR - STOP        | BRACKET - LH                      | 40A37-051A  | 1306140 THRU CURRENT |
| MT38 | DOOR - STOP        | BRACKET - RH                      | 40A37-052A  | 1306140 THRU CURRENT |
| MT45 | DOOR - STOP        | BRACKET - LH                      | 40A37-051A  | 1306140 THRU CURRENT |
| MT45 | DOOR - STOP        | BRACKET - RH                      | 40A37-052A  | 3441092 THRU CURRENT |
| MT45 | DOOR - STOP        | BUMPER STOP KIT                   | 63C32-055A  | 1306138 THRU CURRENT |
| MT66 | DOOR - STOP        | BRACKET - LH                      | 40A37-051A  | 1306140 THRU CURRENT |
| MT66 | DOOR - STOP        | BRACKET - RH                      | 40A37-052A  | 3441092 THRU CURRENT |
| MT66 | DOOR - STOP        | BRACKET                           | 59D45-002B  | 1306140 THRU CURRENT |
| MT66 | DOOR - STOP        | BUMPER STOP KIT                   | 63C32-056A  | 1306140 THRU CURRENT |
| MT66 | DOOR - STOP        | BOTTOM BUMPER STOP KIT            | 63C32-060A  | 1306140 THRU CURRENT |
| MT72 | DOOR - STOP        | INTERMEDIATE - BLACK              | 401-262A-02 | 8123598 THRU CURRENT |
| MT15 | DOOR - STOP BUMPER | HOLD OPEN DEVICE                  | 703-946A    | 3441092 THRU CURRENT |
| MT17 | DOOR - STOP BUMPER | HOLD OPEN DEVICE                  | 703-946A    | 3441092 THRU CURRENT |
| MT19 | DOOR - STOP BUMPER | HOLD OPEN DEVICE                  | 703-946A    | 3441092 THRU CURRENT |
| MT33 | DOOR - STOP BUMPER | HOLD OPEN DEVICE                  | 703-946A    | 3441092 THRU CURRENT |
| MT35 | DOOR - STOP BUMPER | HOLD OPEN DEVICE                  | 703-946A    | 3441092 THRU CURRENT |
| MT38 | DOOR - STOP BUMPER | HOLD OPEN DEVICE                  | 703-946A    | 3441092 THRU CURRENT |
| MT45 | DOOR - STOP BUMPER | HOLD OPEN DEVICE                  | 703-946A    | 3441092 THRU CURRENT |
| MT66 | DOOR - STOP BUMPER | HOLD OPEN DEVICE                  | 703-946A    | 3441092 THRU CURRENT |
| MT12 | DOOR HANDLE        | NANTUCKET                         | 40B27-015B  | 6271698 THRU CURRENT |
| MT27 | DOOR HANDLE        | NANTUCKET                         | 40B27-015B  | 6271697 THRU CURRENT |
| MT10 | DOOR HANDLE        | SEVEN UP                          | 40B27-010C  | 6550921 THRU CURRENT |
| MT10 | DOOR HANDLE        | 4INCH DOOR HANDLE STANDARD (L&R)  | 713-031C-02 | 8123598 THRU CURRENT |
| MT10 | DOOR HANDLE        | 7 INCH DOOR HANDLE STANDARD (L&R) | 713-031C-02 | 8123598 THRU CURRENT |
| MT12 | DOOR HANDLE        | SEVEN UP                          | 40B27-010C  | 6550921 THRU CURRENT |
| MT12 | DOOR HANDLE        | 4INCH DOOR HANDLE STANDARD (L&R)  | 713-031C-02 | 8123598 THRU CURRENT |
| MT12 | DOOR HANDLE        | 7 INCH DOOR HANDLE STANDARD (L&R) | 713-031C-02 | 8123598 THRU CURRENT |
| MT14 | DOOR HANDLE        | SEVEN UP                          | 40B27-010C  | 6550921 THRU CURRENT |
| MT14 | DOOR HANDLE        | 4INCH DOOR HANDLE STANDARD (L&R)  | 713-031C-02 | 8123598 THRU CURRENT |
| MT14 | DOOR HANDLE        | 7 INCH DOOR HANDLE STANDARD (L&R) | 713-031C-02 | 8123598 THRU CURRENT |
| MT18 | DOOR HANDLE        | 4INCH DOOR HANDLE STANDARD (L&R)  | 713-031C-02 | 8123598 THRU CURRENT |
| MT18 | DOOR HANDLE        | 7 INCH DOOR HANDLE STANDARD (L&R) | 713-031C-02 | 8123598 THRU CURRENT |
| MT19 | DOOR HANDLE        | SEVEN UP                          | 40B27-010C  | 6550921 THRU CURRENT |
| MT19 | DOOR HANDLE        | 4INCH DOOR HANDLE STANDARD (L&R)  | 713-031C-02 | 8123598 THRU CURRENT |
| MT19 | DOOR HANDLE        | 7 INCH DOOR HANDLE STANDARD (L&R) | 713-031C-02 | 8123598 THRU CURRENT |
| MT21 | DOOR HANDLE        | 4INCH DOOR HANDLE STANDARD (L&R)  | 713-031C-02 | 8123598 THRU CURRENT |
| MT21 | DOOR HANDLE        | 7 INCH DOOR HANDLE STANDARD (L&R) | 713-031C-02 | 8123598 THRU CURRENT |
| MT23 | DOOR HANDLE        | SEVEN UP                          | 40B27-010C  | 6550921 THRU CURRENT |
| MT23 | DOOR HANDLE        | 4INCH DOOR HANDLE STANDARD (L&R)  | 713-031C-02 | 8123598 THRU CURRENT |
| MT23 | DOOR HANDLE        | 7 INCH DOOR HANDLE STANDARD (L&R) | 713-031C-02 | 8123598 THRU CURRENT |
| MT27 | DOOR HANDLE        | SEVEN UP                          | 40B27-011C  | 6550921 THRU CURRENT |
| MT27 | DOOR HANDLE        | 4INCH DOOR HANDLE STANDARD (L&R)  | 713-031C-02 | 8123598 THRU CURRENT |
| MT27 | DOOR HANDLE        | 7 INCH DOOR HANDLE STANDARD (L&R) | 713-031C-02 | 8123598 THRU CURRENT |
| MT35 | DOOR HANDLE        | 4INCH DOOR HANDLE STANDARD (L&R)  | 713-031C-02 | 8123598 THRU CURRENT |
| MT35 | DOOR HANDLE        | 7 INCH DOOR HANDLE STANDARD (L&R) | 713-031C-02 | 8123598 THRU CURRENT |
| MT49 | DOOR HANDLE        | SEVEN UP                          | 40B27-011C  | 6550921 THRU CURRENT |
| MT49 | DOOR HANDLE        | 4INCH DOOR HANDLE STANDARD (L&R)  | 713-031C-02 | 8123598 THRU CURRENT |
| MT49 | DOOR HANDLE        | 7 INCH DOOR HANDLE STANDARD (L&R) | 713-031C-02 | 8123598 THRU CURRENT |

## ACCESSORIES

|      |                      |                                    |                             |                      |
|------|----------------------|------------------------------------|-----------------------------|----------------------|
| MT72 | DOOR HANDLE          | SEVEN UP                           | 40B27-011C                  | 6550921 THRU CURRENT |
| MT72 | DOOR HANDLE          | 4INCH DOOR HANDLE STANDARD (L&R)   | <a href="#">713-031C-02</a> | 8123598 THRU CURRENT |
| MT72 | DOOR HANDLE          | 7 INCH DOOR HANDLE STANDARD (L&R)  | <a href="#">713-031C-02</a> | 8123598 THRU CURRENT |
| UR20 | DOOR HANDLE          | 7 INCH DOOR HANDLE STANDARD (L&R)  | <a href="#">713-031C-02</a> | 1304468 THRU CURRENT |
| UR30 | DOOR HANDLE          | NANTUCKET                          | 40B27-015B                  | 6271697 THRU CURRENT |
| UR30 | DOOR HANDLE          | 7 INCH DOOR HANDLE STANDARD (L&R)  | <a href="#">713-031C-02</a> | 1304468 THRU CURRENT |
| MM14 | DOOR HANDLE - KIT    | COKE (L&R)                         | 40B27-007A-01               | 5651138 THRU CURRENT |
| MM27 | DOOR HANDLE - KIT    | COKE (L&R)                         | 40B27-002B-01               | 8123598 THRU CURRENT |
| MM27 | DOOR HANDLE - KIT    | (STANDARD) (L&R)                   | 40B27-004B-01               | 8123598 THRU CURRENT |
| MT10 | DOOR HANDLE - KIT    | COKE (L&R)                         | 40B27-001B-01               | 8123598 THRU CURRENT |
| MT10 | DOOR HANDLE - KIT    | 7 INCH DOOR HANDLE STANDARD (L&R)  | <a href="#">63C32-068A</a>  | 8123598 THRU CURRENT |
| MT10 | DOOR HANDLE - KIT    | 14 INCH DOOR HANDLE STANDARD (L&R) | 63C32-069A                  | 8123598 THRU CURRENT |
| MT12 | DOOR HANDLE - KIT    | COKE (L&R)                         | 40B27-001B-01               | 8123598 THRU CURRENT |
| MT12 | DOOR HANDLE - KIT    | 7 INCH DOOR HANDLE STANDARD (L&R)  | <a href="#">63C32-068A</a>  | 8123598 THRU CURRENT |
| MT12 | DOOR HANDLE - KIT    | 14 INCH DOOR HANDLE STANDARD (L&R) | 63C32-069A                  | 8123598 THRU CURRENT |
| MT14 | DOOR HANDLE - KIT    | COKE (L&R)                         | 40B27-001B-01               | 8123598 THRU CURRENT |
| MT14 | DOOR HANDLE - KIT    | 7 INCH DOOR HANDLE STANDARD (L&R)  | <a href="#">63C32-068A</a>  | 8123598 THRU CURRENT |
| MT14 | DOOR HANDLE - KIT    | 14 INCH DOOR HANDLE STANDARD (L&R) | 63C32-069A                  | 8123598 THRU CURRENT |
| MT18 | DOOR HANDLE - KIT    | COKE (L&R)                         | 40B27-001B-01               | 8123598 THRU CURRENT |
| MT18 | DOOR HANDLE - KIT    | 7 INCH DOOR HANDLE STANDARD (L&R)  | <a href="#">63C32-068A</a>  | 8123598 THRU CURRENT |
| MT18 | DOOR HANDLE - KIT    | 14 INCH DOOR HANDLE STANDARD (L&R) | 63C32-069A                  | 8123598 THRU CURRENT |
| MT19 | DOOR HANDLE - KIT    | COKE (L&R)                         | 40B27-001B-01               | 8123598 THRU CURRENT |
| MT19 | DOOR HANDLE - KIT    | 7 INCH DOOR HANDLE STANDARD (L&R)  | <a href="#">63C32-068A</a>  | 8123598 THRU CURRENT |
| MT19 | DOOR HANDLE - KIT    | 14 INCH DOOR HANDLE STANDARD (L&R) | 63C32-069A                  | 8123598 THRU CURRENT |
| MT21 | DOOR HANDLE - KIT    | COKE (L&R)                         | 40B27-001B-01               | 8123598 THRU CURRENT |
| MT21 | DOOR HANDLE - KIT    | 7 INCH DOOR HANDLE STANDARD (L&R)  | <a href="#">63C32-068A</a>  | 8123598 THRU CURRENT |
| MT21 | DOOR HANDLE - KIT    | 14 INCH DOOR HANDLE STANDARD (L&R) | 63C32-069A                  | 8123598 THRU CURRENT |
| MT23 | DOOR HANDLE - KIT    | COKE (L&R)                         | 40B27-001B-01               | 8123598 THRU CURRENT |
| MT23 | DOOR HANDLE - KIT    | 7 INCH DOOR HANDLE STANDARD (L&R)  | <a href="#">63C32-068A</a>  | 8123598 THRU CURRENT |
| MT23 | DOOR HANDLE - KIT    | 14 INCH DOOR HANDLE STANDARD (L&R) | 63C32-069A                  | 8123598 THRU CURRENT |
| MT27 | DOOR HANDLE - KIT    | COKE (L&R)                         | 40B27-001B-01               | 8123598 THRU CURRENT |
| MT27 | DOOR HANDLE - KIT    | 7 INCH DOOR HANDLE STANDARD (L&R)  | <a href="#">63C32-068A</a>  | 8123598 THRU CURRENT |
| MT27 | DOOR HANDLE - KIT    | 14 INCH DOOR HANDLE STANDARD (L&R) | 63C32-069A                  | 8123598 THRU CURRENT |
| MT35 | DOOR HANDLE - KIT    | COKE (L&R)                         | 40B27-001B-01               | 8123598 THRU CURRENT |
| MT35 | DOOR HANDLE - KIT    | 7 INCH DOOR HANDLE STANDARD (L&R)  | <a href="#">63C32-068A</a>  | 8123598 THRU CURRENT |
| MT35 | DOOR HANDLE - KIT    | 14 INCH DOOR HANDLE STANDARD (L&R) | 63C32-069A                  | 8123598 THRU CURRENT |
| MT49 | DOOR HANDLE - KIT    | COKE (L&R)                         | 40B27-001B-01               | 8123598 THRU CURRENT |
| MT49 | DOOR HANDLE - KIT    | 7 INCH DOOR HANDLE STANDARD (L&R)  | <a href="#">63C32-068A</a>  | 8123598 THRU CURRENT |
| MT49 | DOOR HANDLE - KIT    | 14 INCH DOOR HANDLE STANDARD (L&R) | 63C32-069A                  | 8123598 THRU CURRENT |
| MT72 | DOOR HANDLE - KIT    | COKE (L&R)                         | 40B27-001B-01               | 8123598 THRU CURRENT |
| MT72 | DOOR HANDLE - KIT    | 7 INCH DOOR HANDLE STANDARD (L&R)  | <a href="#">63C32-068A</a>  | 8123598 THRU CURRENT |
| MT72 | DOOR HANDLE - KIT    | 14 INCH DOOR HANDLE STANDARD (L&R) | 63C32-069A                  | 8123598 THRU CURRENT |
| UR20 | DOOR HANDLE - KIT    | 14 INCH DOOR HANDLE STANDARD (L&R) | <a href="#">63C32-068A</a>  | 1304468 THRU CURRENT |
| UR30 | DOOR HANDLE - KIT    | 7 INCH DOOR HANDLE STANDARD (L&R)  | 63C32-069A                  | 1304468 THRU CURRENT |
| MM14 | DOOR HANDLE - SCREW  | #10-32 X 3/4 SPECIAL               | <a href="#">603-399A</a>    | 3441092 THRU CURRENT |
| MM27 | DOOR HANDLE - SCREW  | #10-32 X 3/4 SPECIAL               | <a href="#">603-399A</a>    | 3441092 THRU CURRENT |
| MT10 | DOOR HANDLE - SCREW  | (WITH SHOULDER) 10-24              | <a href="#">603-425A</a>    | 8123598 THRU CURRENT |
| MT12 | DOOR HANDLE - SCREW  | (WITH SHOULDER) 10-24              | <a href="#">603-425A</a>    | 8123598 THRU CURRENT |
| MT14 | DOOR HANDLE - SCREW  | (WITH SHOULDER) 10-24              | <a href="#">603-425A</a>    | 8123598 THRU CURRENT |
| MT18 | DOOR HANDLE - SCREW  | (WITH SHOULDER) 10-24              | <a href="#">603-425A</a>    | 8123598 THRU CURRENT |
| MT19 | DOOR HANDLE - SCREW  | (WITH SHOULDER) 10-24              | <a href="#">603-425A</a>    | 8123598 THRU CURRENT |
| MT21 | DOOR HANDLE - SCREW  | (WITH SHOULDER) 10-24              | <a href="#">603-425A</a>    | 8123598 THRU CURRENT |
| MT23 | DOOR HANDLE - SCREW  | (WITH SHOULDER) 10-24              | <a href="#">603-425A</a>    | 8123598 THRU CURRENT |
| MT27 | DOOR HANDLE - SCREW  | (WITH SHOULDER) 10-24              | <a href="#">603-425A</a>    | 8123598 THRU CURRENT |
| MT35 | DOOR HANDLE - SCREW  | (WITH SHOULDER) 10-24              | <a href="#">603-425A</a>    | 8123598 THRU CURRENT |
| MT49 | DOOR HANDLE - SCREW  | (WITH SHOULDER) 10-24              | <a href="#">603-425A</a>    | 8123598 THRU CURRENT |
| MT72 | DOOR HANDLE - SCREW  | (WITH SHOULDER) 10-24              | <a href="#">603-425A</a>    | 8123598 THRU CURRENT |
| UR20 | DOOR HANDLE - SCREW  | (WITH SHOULDER) 10-24              | <a href="#">603-425A</a>    | 1304468 THRU CURRENT |
| UR30 | DOOR HANDLE - SCREW  | (WITH SHOULDER) 10-24              | <a href="#">603-425A</a>    | 1304468 THRU CURRENT |
| MM14 | DOOR HANDLE - WASHER | FLAT .437"X.195"                   | <a href="#">603-394A</a>    | 3441092 THRU CURRENT |
| MM27 | DOOR HANDLE - WASHER | FLAT .437"X.195"                   | <a href="#">603-394A</a>    | 3441092 THRU CURRENT |

## ACCESSORIES

|         |                      |                                       |            |                      |
|---------|----------------------|---------------------------------------|------------|----------------------|
| MT10    | DOOR HANDLE - WASHER | FLAT .437"X.195"                      | 603-394A   | 8123598 THRU CURRENT |
| MT12    | DOOR HANDLE - WASHER | FLAT .437"X.195"                      | 603-394A   | 8123598 THRU CURRENT |
| MT14    | DOOR HANDLE - WASHER | FLAT .437"X.195"                      | 603-394A   | 8123598 THRU CURRENT |
| MT18    | DOOR HANDLE - WASHER | FLAT .437"X.195"                      | 603-394A   | 8123598 THRU CURRENT |
| MT19    | DOOR HANDLE - WASHER | FLAT .437"X.195"                      | 603-394A   | 8123598 THRU CURRENT |
| MT21    | DOOR HANDLE - WASHER | FLAT .437"X.195"                      | 603-394A   | 8123598 THRU CURRENT |
| MT23    | DOOR HANDLE - WASHER | FLAT .437"X.195"                      | 603-394A   | 8123598 THRU CURRENT |
| MT27    | DOOR HANDLE - WASHER | FLAT .437"X.195"                      | 603-394A   | 8123598 THRU CURRENT |
| MT35    | DOOR HANDLE - WASHER | FLAT .437"X.195"                      | 603-394A   | 8123598 THRU CURRENT |
| MT49    | DOOR HANDLE - WASHER | FLAT .437"X.195"                      | 603-394A   | 8123598 THRU CURRENT |
| MT72    | DOOR HANDLE - WASHER | FLAT .437"X.195"                      | 603-394A   | 8123598 THRU CURRENT |
| UR20    | DOOR HANDLE - WASHER | FLAT .437"X.195"                      | 603-394A   | 1304468 THRU CURRENT |
| UR30    | DOOR HANDLE - WASHER | FLAT .437"X.195"                      | 603-394A   | 1304468 THRU CURRENT |
| MT15    | DOOR ROLLER - NUT    | RETAINING NUT - ONE PER ROLLER 1/4-20 | 603-384A   | 8123598 THRU CURRENT |
| MT17    | DOOR ROLLER - NUT    | RETAINING NUT - ONE PER ROLLER 1/4-20 | 603-384A   | 8123598 THRU CURRENT |
| MT19-54 | DOOR ROLLER - NUT    | RETAINING NUT - ONE PER ROLLER 1/4-20 | 603-384A   | 8123598 THRU CURRENT |
| MT20    | DOOR ROLLER - NUT    | RETAINING NUT - ONE PER ROLLER 1/4-20 | 603-384A   | 8123598 THRU CURRENT |
| MT22    | DOOR ROLLER - NUT    | RETAINING NUT - ONE PER ROLLER 1/4-20 | 603-384A   | 8123598 THRU CURRENT |
| MT33    | DOOR ROLLER - NUT    | RETAINING NUT - ONE PER ROLLER 1/4-20 | 603-384A   | 8123598 THRU CURRENT |
| MT38    | DOOR ROLLER - NUT    | RETAINING NUT - ONE PER ROLLER 1/4-20 | 603-384A   | 8123598 THRU CURRENT |
| MT45    | DOOR ROLLER - NUT    | RETAINING NUT - ONE PER ROLLER 1/4-20 | 603-384A   | 8123598 THRU CURRENT |
| MT66    | DOOR ROLLER - NUT    | RETAINING NUT - ONE PER ROLLER 1/4-20 | 603-384A   | 8123598 THRU CURRENT |
| SLM48   | DOOR ROLLER - NUT    | RETAINING NUT - ONE PER ROLLER 1/4-20 | 603-384A   | 8123598 THRU CURRENT |
| MT66    | DOOR STOP - SCREW    | ONE PER CENTER DOOR BUMPER            | 603-299A   | 8123598 THRU CURRENT |
| MT15    | DOOR TRACK - NUT     | TOP DOOR TRACK 1/4-20 JAM             | 603-203A-- | 1306138 THRU CURRENT |
| MT17    | DOOR TRACK - NUT     | TOP DOOR TRACK 1/4-20 JAM             | 603-203A-- | 1306138 THRU CURRENT |
| MT19    | DOOR TRACK - NUT     | TOP DOOR TRACK 1/4-20 JAM             | 603-203A-- | 1306138 THRU CURRENT |
| MT20    | DOOR TRACK - NUT     | TOP DOOR TRACK 1/4-20 JAM             | 603-203A-- | 1306138 THRU CURRENT |
| MT22    | DOOR TRACK - NUT     | TOP DOOR TRACK 1/4-20 JAM             | 603-203A-- | 1306138 THRU CURRENT |
| MT33    | DOOR TRACK - NUT     | TOP DOOR TRACK 1/4-20 JAM             | 603-203A-- | 1306138 THRU CURRENT |
| MT38    | DOOR TRACK - NUT     | TOP DOOR TRACK 1/4-20 JAM             | 603-203A-- | 1306138 THRU CURRENT |
| MT45    | DOOR TRACK - NUT     | TOP DOOR TRACK 1/4-20 JAM             | 603-203A-- | 1306138 THRU CURRENT |
| MT66    | DOOR TRACK - NUT     | TOP DOOR TRACK 1/4-20 JAM             | 603-203A-- | 1306138 THRU CURRENT |
| SLM48   | DOOR TRACK - NUT     | TOP DOOR TRACK 1/4-20 JAM             | 603-203A-- | 1306138 THRU CURRENT |
| BZ13    | DRAIN CLAMP          | 11/16 HEYCO                           | 605-045A   | 3133015 THRU CURRENT |
| MT10    | DRAIN FLANGE         | MALE - PLASTIC WHITE                  | 205-150A   | 0200953 THRU CURRENT |
| MT12    | DRAIN FLANGE         | MALE - PLASTIC WHITE                  | 205-150A   | 0200953 THRU CURRENT |
| MT14    | DRAIN FLANGE         | MALE - PLASTIC WHITE                  | 205-150A   | 0200953 THRU CURRENT |
| MT15    | DRAIN FLANGE         | MALE - PLASTIC WHITE                  | 205-150A   | 0200953 THRU CURRENT |
| MT17    | DRAIN FLANGE         | MALE - PLASTIC WHITE                  | 205-150A   | 0200953 THRU CURRENT |
| MT19    | DRAIN FLANGE         | MALE - PLASTIC WHITE                  | 205-150A   | 0200953 THRU CURRENT |
| MT12    | DRAIN FLANGE ADAPTER | FEMALE - PLASTIC WHITE                | 205-151A   | 0200953 THRU CURRENT |
| MT14    | DRAIN FLANGE ADAPTER | FEMALE - PLASTIC WHITE                | 205-151A   | 0200953 THRU CURRENT |
| MT15    | DRAIN FLANGE ADAPTER | FEMALE - PLASTIC WHITE                | 205-151A   | 0200953 THRU CURRENT |
| MT17    | DRAIN FLANGE ADAPTER | FEMALE - PLASTIC WHITE                | 205-151A   | 0200953 THRU CURRENT |
| MT19    | DRAIN FLANGE ADAPTER | FEMALE - PLASTIC WHITE                | 205-151A   | 0200953 THRU CURRENT |
| SMM10   | DRUM ASSEMBLY        | CENTER TOP - ACRYLIC                  | 403-789D   | 3441092 THRU CURRENT |
| BZ13    | DRYER                | R-134A & R-12                         | 303-127A   | 3133015 THRU CURRENT |
| BZ16    | DRYER                | R-134/404/502                         | 303-129A   | 3133015 THRU CURRENT |
| EZA84   | DRYER                | SPRING LOADED                         | 303-143A   | 3133015 THRU CURRENT |
| MT10    | DRYER                | R-12/134/404                          | 303-126A   | 4878520 THRU CURRENT |
| MT12    | DRYER                | R-12/134/404                          | 303-126A   | 4878520 THRU CURRENT |
| MT14    | DRYER                | R-12/134/404                          | 303-126A   | 4878520 THRU CURRENT |
| MT15    | DRYER                | R-12/134/404                          | 303-126A   | 4878520 THRU CURRENT |
| MT17    | DRYER                | R-12/134/404                          | 303-126A   | 4878520 THRU CURRENT |
| MT19    | DRYER                | R-12/134/404                          | 303-126A   | 4878520 THRU CURRENT |
| MT21    | DRYER                | R-12/134/404                          | 303-126A   | 4878520 THRU CURRENT |
| MT23    | DRYER                | R-12/134/404                          | 303-126A   | 4878520 THRU CURRENT |
| MT27    | DRYER                | R-12/134/404                          | 303-126A   | 4878520 THRU CURRENT |
| MT33    | DRYER                | R-12/134/404                          | 303-127A   | 4878520 THRU CURRENT |
| MT35    | DRYER                | R-12/134/404                          | 303-127A   | 4878520 THRU CURRENT |

**ACCESSORIES**

|         |                   |  |               |                      |
|---------|-------------------|--|---------------|----------------------|
| MT38    | DRYER             | R-12/134/404                             | 303-127A      | 4878520 THRU CURRENT |
| MT45    | DRYER             | R-12/134/404                             | 303-127A      | 4878520 THRU CURRENT |
| MT49    | DRYER             | R-12/134/404                             | 303-127A      | 4878520 THRU CURRENT |
| MT66    | DRYER             | R-134/404/502                            | 303-129A      | 3133015 THRU CURRENT |
| MT72    | DRYER             | R-134/404/502                            | 303-129A      | 3133015 THRU CURRENT |
| SLM48   | DRYER             | R-12/134/404                             | 303-127A      | 3133015 THRU CURRENT |
| SMM10   | DRYER             | 3620914R01                               | 303-151B      | 6559212 THRU CURRENT |
| UR20    | DRYER             | R-12/134/404                             | 303-126A      | 3111474 THRU 4303134 |
| UR30    | DRYER             | R-12/134/404                             | 303-126A      | 3111474 THRU 4303134 |
| UR30    | DRYER             | SPRING LOADED                            | 303-143A      | 4303135 THRU CURRENT |
| MM27    | END CAP           | FOR LIGHT SHIELD - WHITE                 | 503-138B      | 1300860 THRU CURRENT |
| MT12    | END CAP           | FOR LIGHT SHIELD - WHITE                 | 503-138B      | 1300860 THRU CURRENT |
| MT14    | END CAP           | FOR LIGHT SHIELD - WHITE                 | 503-138B      | 1300860 THRU CURRENT |
| MT18    | END CAP           | FOR LIGHT SHIELD - WHITE                 | 503-138B      | 1300860 THRU CURRENT |
| MT20    | END CAP           | FOR LIGHT SHIELD - WHITE                 | 503-138B      | 1300860 THRU CURRENT |
| MT21    | END CAP           | FOR LIGHT SHIELD - WHITE                 | 503-138B      | 1300860 THRU CURRENT |
| MT22    | END CAP           | FOR LIGHT SHIELD - WHITE                 | 503-138B      | 1300860 THRU CURRENT |
| MT27    | END CAP           | FOR LIGHT SHIELD - WHITE                 | 503-138B      | 1300860 THRU CURRENT |
| MT33    | END CAP           | FOR LIGHT SHIELD - WHITE                 | 503-138B      | 1300860 THRU CURRENT |
| MT35    | END CAP           | FOR LIGHT SHIELD - WHITE                 | 503-138B      | 1300860 THRU CURRENT |
| MT38    | END CAP           | FOR LIGHT SHIELD - WHITE                 | 503-138B      | 1300860 THRU CURRENT |
| MT45    | END CAP           | FOR LIGHT SHIELD - WHITE                 | 503-138B      | 1300860 THRU CURRENT |
| MT49    | END CAP           | FOR LIGHT SHIELD - WHITE                 | 503-138B      | 1300860 THRU CURRENT |
| MT66    | END CAP           | FOR LIGHT SHIELD - WHITE                 | 503-138B      | 1300860 THRU CURRENT |
| MT72    | END CAP           | FOR LIGHT SHIELD - WHITE                 | 503-138B      | 1300860 THRU CURRENT |
| BZ13    | EVAP. FAN HOUSING | W/O COMPONANT PARTS                      | 42B30-230D-01 | 3133015 THRU CURRENT |
| BZ13    | EVAP. FAN HOUSING | EVAPORATOR FAN                           | 42B35-011D-01 | 3133015 THRU CURRENT |
| EZA84   | EVAP. FAN HOUSING | EVAP. - W/COMPONENT PARTS                | 04B01-088D-01 | 3441092 THRU CURRENT |
| MM14    | EVAP. FAN HOUSING | W/O COMPONANT PARTS                      | 42B30-203D-01 | 1306140 THRU CURRENT |
| MM14    | EVAP. FAN HOUSING | EVAP. - W/COMPONENT PARTS                | 42B30-204D-01 | 1306140 THRU CURRENT |
| MM27    | EVAP. FAN HOUSING | W/O COMPONANT PARTS                      | 42A35-088D    | 1306140 THRU CURRENT |
| MM27    | EVAP. FAN HOUSING | EVAP. - W/COMPONENT PARTS                | 42B30-124D    | 1306140 THRU CURRENT |
| MT10    | EVAP. FAN HOUSING | EVAP. - W/COMPONENT PARTS- REAR AIR FLOW | 42B31-255D-01 | 1306140 THRU CURRENT |
| MT10    | EVAP. FAN HOUSING | EVAP. - W/COMPONENT PARTS-FRONTAIR FLOW  | 42B31-255D-07 | 1306140 THRU CURRENT |
| MT10    | EVAP. FAN HOUSING | W/O COMPONANT PARTS                      | 42B35-016D-01 | 1306140 THRU CURRENT |
| MT12    | EVAP. FAN HOUSING | EVAP. - W/COMPONENT PARTS-FRONTAIR FLOW  | 42B31-245D-07 | 1306140 THRU CURRENT |
| MT12    | EVAP. FAN HOUSING | EVAP. - W/COMPONENT PARTS- REAR AIR FLOW | 42B31-255D-01 | 1306140 THRU CURRENT |
| MT12    | EVAP. FAN HOUSING | W/O COMPONANT PARTS                      | 42B35-016D-01 | 1306140 THRU CURRENT |
| MT15    | EVAP. FAN HOUSING | W/O COMPONANT PARTS                      | 42B30-218D-01 | 1306140 THRU CURRENT |
| MT15    | EVAP. FAN HOUSING | EVAP. - W/COMPONENT PARTS                | 42B30-219D-01 | 1306140 THRU CURRENT |
| MT15-54 | EVAP. FAN HOUSING | EVAP. - W/COMPONENT PARTS                | 42B30-220D-01 | 1306140 THRU CURRENT |
| MT15-54 | EVAP. FAN HOUSING | W/O COMPONANT PARTS                      | 42B30-221D-01 | 1306140 THRU CURRENT |
| MT17    | EVAP. FAN HOUSING | W/O COMPONANT PARTS                      | 42B30-218D-01 | 1306140 THRU CURRENT |
| MT17    | EVAP. FAN HOUSING | EVAP. - W/COMPONENT PARTS                | 42B30-219D-01 | 1306140 THRU CURRENT |
| MT17-54 | EVAP. FAN HOUSING | EVAP. - W/COMPONENT PARTS                | 42B30-220D-01 | 1306140 THRU CURRENT |
| MT17-54 | EVAP. FAN HOUSING | W/O COMPONANT PARTS                      | 42B30-221D-01 | 1306140 THRU CURRENT |
| MT20    | EVAP. FAN HOUSING | EVAP. - WO/COMPONENT PARTS               | 42B30-179D    | 1306140 THRU CURRENT |
| MT20    | EVAP. FAN HOUSING | EVAP. - W/COMPONENT PARTS                | 42B31-181D    | 1306140 THRU CURRENT |
| MT21    | EVAP. FAN HOUSING | W/O COMPONANT PARTS                      | 42A35-089D    | 1306140 THRU CURRENT |
| MT21    | EVAP. FAN HOUSING | EVAP. - W/COMPONENT PARTS                | 42B30-099D    | 1306140 THRU CURRENT |
| MT22    | EVAP. FAN HOUSING | EVAP. - W/COMPONENT PARTS                | 42B30-196D-01 | 1306140 THRU CURRENT |
| MT22    | EVAP. FAN HOUSING | W/O COMPONANT PARTS                      | 42B30-197D-01 | 1306140 THRU CURRENT |
| MT23    | EVAP. FAN HOUSING | W/O COMPONANT PARTS                      | 42A35-089D    | 1306140 THRU CURRENT |
| MT23    | EVAP. FAN HOUSING | EVAP. - W/COMPONENT PARTS                | 42B30-099D    | 1306140 THRU CURRENT |
| MT27    | EVAP. FAN HOUSING | W/O COMPONANT PARTS                      | 42A35-088D    | 1306140 THRU CURRENT |
| MT27    | EVAP. FAN HOUSING | EVAP. - W/COMPONENT PARTS- REAR AIR FLOW | 42B30-102D    | 1306140 THRU CURRENT |
| MT27    | EVAP. FAN HOUSING | EVAP. - W/COMPONENT PARTS-FRONTAIR FLOW  | 42B30-124D    | 1306140 THRU CURRENT |
| MT33    | EVAP. FAN HOUSING | EVAP. - W/COMPONENT PARTS-FRONT AIR FLOW | 42B30-127D    | 1306140 THRU CURRENT |
| MT33    | EVAP. FAN HOUSING | W/O COMPONANT PARTS                      | 42A35-087D    | 1306140 THRU CURRENT |
| MT33    | EVAP. FAN HOUSING | EVAP. - W/COMPONENT PARTS-REAR AIR FLOW  | 42B30-105D    | 1306140 THRU CURRENT |
| MT35    | EVAP. FAN HOUSING | W/O COMPONANT PARTS                      | 42A35-087D    | 1306140 THRU CURRENT |

**ACCESSORIES**

|         |                   |  |                             |                      |
|---------|-------------------|--|-----------------------------|----------------------|
| MT35    | EVAP. FAN HOUSING | EVAP. - W/COMPONENT PARTS- REAR AIR FLOW | 42B30-105D                  | 1306140 THRU CURRENT |
| MT35    | EVAP. FAN HOUSING | EVAP. - W/COMPONENT PARTS-FRONTAIR FLOW  | 42B30-127D                  | 1306140 THRU CURRENT |
| MT38    | EVAP. FAN HOUSING | W/O COMPONANT PARTS                      | <a href="#">42A35-086D</a>  | 1306140 THRU CURRENT |
| MT38    | EVAP. FAN HOUSING | EVAP. - W/COMPONENT PARTS- REAR AIR FLOW | 42B30-108D                  | 1306140 THRU CURRENT |
| MT38    | EVAP. FAN HOUSING | EVAP. - W/COMPONENT PARTS-FRONTAIR FLOW  | 42B30-130D                  | 1306140 THRU CURRENT |
| MT45    | EVAP. FAN HOUSING | W/O COMPONANT PARTS                      | <a href="#">42A35-084D</a>  | 1306140 THRU CURRENT |
| MT45    | EVAP. FAN HOUSING | EVAP. - W/COMPONENT PARTS- REAR AIR FLOW | 42B30-111D                  | 1306140 THRU CURRENT |
| MT45    | EVAP. FAN HOUSING | EVAP. - W/COMPONENT PARTS-FRONTAIR FLOW  | 42B30-133D                  | 1306140 THRU CURRENT |
| MT49    | EVAP. FAN HOUSING | W/O COMPONANT PARTS                      | <a href="#">42A35-084D</a>  | 1306140 THRU CURRENT |
| MT49    | EVAP. FAN HOUSING | EVAP. - W/COMPONENT PARTS- REAR AIR FLOW | 42B30-111D                  | 1306140 THRU CURRENT |
| MT49    | EVAP. FAN HOUSING | EVAP. - W/COMPONENT PARTS-FRONTAIR FLOW  | 42B30-133D                  | 1306140 THRU CURRENT |
| MT66    | EVAP. FAN HOUSING | W/O COMPONANT PARTS                      | 42A35-085D                  | 1306140 THRU CURRENT |
| MT66    | EVAP. FAN HOUSING | EVAP. - W/COMPONENT PARTS- REAR AIR FLOW | 42B30-114D                  | 1306140 THRU CURRENT |
| MT66    | EVAP. FAN HOUSING | EVAP. - W/COMPONENT PARTS-FRONTAIR FLOW  | 42B30-136D                  | 1306140 THRU CURRENT |
| MT72    | EVAP. FAN HOUSING | W/O COMPONANT PARTS                      | 42A35-085D                  | 1306140 THRU CURRENT |
| MT72    | EVAP. FAN HOUSING | EVAP. - W/COMPONENT PARTS- REAR AIR FLOW | 42B30-114D                  | 1306140 THRU CURRENT |
| MT72    | EVAP. FAN HOUSING | EVAP. - W/COMPONENT PARTS-FRONTAIR FLOW  | 42B30-136D                  | 1306140 THRU CURRENT |
| UR20    | EVAP. FAN HOUSING | W/O COMPONENT PARTS                      | 04A02-154C                  | 0200953 THRU 1306139 |
| UR20    | EVAP. FAN HOUSING | EVAP. - W/COMPONENT PARTS                | 04B10-001C                  | 0200953 THRU 1306139 |
| UR30    | EVAP. FAN HOUSING | W/O COMPONENT PARTS                      | 04A02-329D-01               | 1306140 THRU CURRENT |
| UR30    | EVAP. FAN HOUSING | EVAP. - W/COMPONENT PARTS                | 04B10-005D-01               | 1306140 THRU CURRENT |
| BZ13    | EVAPORATOR COIL   | 7.63"x20"x4.33"                          | <a href="#">305-386D-01</a> | 3133015 THRU CURRENT |
| BZ16    | EVAPORATOR COIL   | 26-12X4-1/4X9                            | 305-353D                    | 3133015 THRU CURRENT |
| BZ16    | EVAPORATOR COIL   | ASSEMBLY                                 | 49B31-245D                  | 3133015 THRU CURRENT |
| BZ16    | EVAPORATOR COIL   | ASSEMBLY                                 | 49B31-261D                  | 4303135 THRU CURRENT |
| EZA84   | EVAPORATOR COIL   | ASSEMBLY                                 | 19B31-024D-01               | 4303135 THRU CURRENT |
| EZA84   | EVAPORATOR COIL   | ASSEMBLY                                 | 19B31-024D-01               | 3133015 THRU CURRENT |
| EZA84   | EVAPORATOR COIL   | 22.44"X 4"X4.015"                        | 305-369C                    | 3133015 THRU CURRENT |
| MM14    | EVAPORATOR COIL   | ASSEMBLY                                 | 49B31-174D                  | 4303135 THRU CURRENT |
| MM27    | EVAPORATOR COIL   | ASSEMBLY                                 | 49B31-139D                  | 4303135 THRU CURRENT |
| MT10    | EVAPORATOR COIL   | ASSEMBLY                                 | 49B31-222D                  | 4303135 THRU CURRENT |
| MT12    | EVAPORATOR COIL   | ASSEMBLY                                 | 49B31-119D                  | THRU 3223900         |
| MT12    | EVAPORATOR COIL   | ASSEMBLY                                 | 49B31-217D                  | 3223901 THRU CURRENT |
| MT14    | EVAPORATOR COIL   | ASSEMBLY                                 | 49B31-217D                  | 3223901 THRU CURRENT |
| MT15    | EVAPORATOR COIL   | ASSEMBLY                                 | 49B31-124D                  | THRU 3140800         |
| MT15    | EVAPORATOR COIL   | ASSEMBLY                                 | 49B31-157D                  | 3140801 THRU 4879791 |
| MT15    | EVAPORATOR COIL   | ASSEMBLY                                 | 49B31-256D-01               | 4879792 THRU CURRENT |
| MT15-54 | EVAPORATOR COIL   | ASSEMBLY                                 | 49B31-118D                  | 3140800 THRU 4879791 |
| MT15-54 | EVAPORATOR COIL   | ASSEMBLY                                 | 49B31-135D                  | 4879792 THRU CURRENT |
| MT17    | EVAPORATOR COIL   | ASSEMBLY                                 | 49B31-029D                  | 0108003 THRU 3134763 |
| MT17    | EVAPORATOR COIL   | ASSEMBLY                                 | 49B31-153D                  | 3134764 THRU 4879520 |
| MT17-54 | EVAPORATOR COIL   | ASSEMBLY                                 | 49B31-115D                  | 0108003 THRU 3134763 |
| MT17-54 | EVAPORATOR COIL   | ASSEMBLY                                 | 49B31-136D                  | 3134764 THRU CURRENT |
| MT18    | EVAPORATOR COIL   | ASSEMBLY                                 | 49B31-030C                  | 0108003 THRU 3201506 |
| MT18    | EVAPORATOR COIL   | ASSEMBLY                                 | 49B31-142D                  | 3201507 THRU CURRENT |
| MT19    | EVAPORATOR COIL   | ASSEMBLY                                 | 49B31-242D                  | 4303135 THRU CURRENT |
| MT19-54 | EVAPORATOR COIL   | ASSEMBLY                                 | 49B31-215D                  | 4303135 THRU CURRENT |
| MT20-54 | EVAPORATOR COIL   | ASSEMBLY                                 | 49B31-135D                  | 4303135 THRU CURRENT |
| MT21    | EVAPORATOR COIL   | ASSEMBLY                                 | 49B31-038D                  | 0108003 THRU 1306138 |
| MT21    | EVAPORATOR COIL   | ASSEMBLY                                 | 49B31-083D                  | 1306139 THRU 3135463 |
| MT21    | EVAPORATOR COIL   | REAR AIR FLOW - ASSEMBLY                 | 49B31-140D                  | 3135464 THRU CURRENT |
| MT21    | EVAPORATOR COIL   | FRONT AIR FLOW - ASSEMBLY                | 49B31-141D                  | 3135464 THRU CURRENT |
| MT22    | EVAPORATOR COIL   | ASSEMBLY                                 | 49B31-175D                  | 4303135 THRU CURRENT |
| MT23    | EVAPORATOR COIL   | ASSEMBLY                                 | 49B31-258D                  | 4303135 THRU CURRENT |
| MT27    | EVAPORATOR COIL   | ASSEMBLY                                 | 49B31-041D                  | 0108003 THRU 1306138 |
| MT27    | EVAPORATOR COIL   | ASSEMBLY                                 | 49B31-084D                  | 1306139 THRU 3133014 |
| MT27    | EVAPORATOR COIL   | REAR AIR FLOW - ASSEMBLY                 | 49B31-139D                  | 3133015 THRU CURRENT |
| MT27    | EVAPORATOR COIL   | FRONT AIR FLOW - ASSEMBLY                | 49B31-173D                  | 3133015 THRU CURRENT |
| MT33    | EVAPORATOR COIL   | ASSEMBLY                                 | 49B31-037D                  | 0108003 THRU 1306138 |
| MT33    | EVAPORATOR COIL   | ASSEMBLY                                 | 49B31-085D                  | 1306139 THRU 3129274 |
| MT33    | EVAPORATOR COIL   | REAR AIR FLOW - ASSEMBLY                 | 49B31-127D                  | 1306139 THRU CURRENT |



**ACCESSORIES**

|         |                        |                               |            |                       |
|---------|------------------------|-------------------------------|------------|-----------------------|
| MT33    | EVAPORATOR COIL        | FRONT AIR FOLW - ASSEMBLY     | 49B31-131D | 1306139 THRU CURRENT  |
| MT35    | EVAPORATOR COIL        | ASSEMBLY                      | 49B31-252D | 4303135 THRU CURRENT  |
| MT38    | EVAPORATOR COIL        | ASSEMBLY                      | 49B31-039D | 0108003 THRU 1306138  |
| MT38    | EVAPORATOR COIL        | ASSEMBLY                      | 49B31-086D | 1306139 THRU 3132180  |
| MT38    | EVAPORATOR COIL        | ASSEMBLY                      | 49B31-128D | 3132181 THRU CURRENT  |
| MT45    | EVAPORATOR COIL        | ASSEMBLY                      | 49B31-040D | 0108003 THRU 1306138  |
| MT45    | EVAPORATOR COIL        | REAR AIR FLOW - ASSEMBLY      | 49B31-087D | 1306139 THRU 3124716  |
| MT45    | EVAPORATOR COIL        | FRONT AIR FOLW - ASSEMBLY     | 49B31-129D | 3124717 THRU CURRENT  |
| MT45    | EVAPORATOR COIL        | FRONT AIR FOLW - ASSEMBLY     | 49B31-133D | 1306139 THRU 3124716  |
| MT49    | EVAPORATOR COIL        | ASSEMBLY                      | 49B31-040D | 0108003 THRU 1306138  |
| MT49    | EVAPORATOR COIL        | REAR AIR FLOW - ASSEMBLY      | 49B31-087D | 1306139 THRU 3124716  |
| MT49    | EVAPORATOR COIL        | FRONT AIR FOLW - ASSEMBLY     | 49B31-129D | 3124717 THRU CURRENT  |
| MT49    | EVAPORATOR COIL        | FRONT AIR FOLW - ASSEMBLY     | 49B31-133D | 1306139 THRU 3124716  |
| MT66    | EVAPORATOR COIL        | ASSEMBLY                      | 49B31-088D | 1306139 THRU CURRENT  |
| MT66    | EVAPORATOR COIL        | FRONT AIR FOLW - ASSEMBLY     | 49B31-106D | 1306139 THRU CURRENT  |
| MT72    | EVAPORATOR COIL        | ASSEMBLY                      | 49B31-088D | 1306139 THRU CURRENT  |
| MT72    | EVAPORATOR COIL        | FRONT AIR FOLW - ASSEMBLY     | 49B31-106D | 1306139 THRU CURRENT  |
| SLM48   | EVAPORATOR COIL        | ASSEMBLY                      | 49B31-100D | 2112810 THRU 3129830  |
| SLM48   | EVAPORATOR COIL        | REAR AIR FLOW - ASSEMBLY      | 49B31-130D | 3129831 THRU CURRENT  |
| SLM48   | EVAPORATOR COIL        | FRONT AIR FOLW - ASSEMBLY     | 49B31-134D | 3129831 THRU CURRENT  |
| SMM10   | EVAPORATOR COIL        | 360926R01                     | 305-399D   | 6559212 THRU CURRENT  |
| UR20    | EVAPORATOR COIL        | ASSEMBLY                      | 20B03-016D | 3111474 THRU 4303134  |
| UR20    | EVAPORATOR COIL        | 8 X 6 X 3                     | 305-174C   | 3111474 THRU 4303134  |
| UR30    | EVAPORATOR COIL        | ASSEMBLY                      | 19B30-049D | 4303135 THRU CURRENT  |
| UR30    | EVAPORATOR COIL        | ASSEMBLY                      | 20B03-016D | 3111474 THRU 4303134  |
| UR30    | EVAPORATOR COIL        | 8 X 6 X 3                     | 305-174C   | 3111474 THRU CURRENT  |
| MM14    | EVAPORATOR COIL        | 26" X 7" X 3"                 | 305-138C   | 4878520 THRU CURRENT  |
| MM27    | EVAPORATOR COIL        | 19-1/2" X 7" X 4"             | 305-207C   | 4303135 THRU CURRENT  |
| MT10    | EVAPORATOR COIL        | 16" X 4" X 3-1/16"            | 305-112C   | 4878520 THRU CURRENT  |
| MT12/14 | EVAPORATOR COIL        | 16" X 4" X 3-1/16"            | 305-112C   | UP TO 3223900         |
| MT15    | EVAPORATOR COIL        | 20" X 4" X 4-1/16"            | 305-169C   | 4878520 THRU CURRENT  |
| MT15-54 | EVAPORATOR COIL        | 20" X 4" X 4-1/16"            | 305-169C   | 4878520 THRU CURRENT  |
| MT17    | EVAPORATOR COIL        | 20" X 6" X 3"                 | 305-166C   | 8123598 THRU 0108002) |
| MT17    | EVAPORATOR COIL        | 20" X 4" X 4-1/16"            | 305-169C   | 4878520 THRU CURRENT  |
| MT17-54 | EVAPORATOR COIL        | 20" X 4" X 4-1/16"            | 305-169C   | 4878520 THRU CURRENT  |
| MT18    | EVAPORATOR COIL        | 20" X 6" X 3"                 | 305-170C   | 0108003 THRU 3201506  |
| MT18    | EVAPORATOR COIL        | 20" X 4" X 4-1/16"            | 305-189C   | 8123598 THRU 0108002) |
| MT19    | EVAPORATOR COIL        | 16" X 4" X 3-1/6"             | 305-112C   | 4303135 THRU CURRENT  |
| MT19-54 | EVAPORATOR COIL        | 35" X 5" X 4"                 | 305-339C   | 4303135 THRU CURRENT  |
| MT20-54 | EVAPORATOR COIL        | 20" X 4" X 4-1/16"            | 305-169C   | 4303135 THRU CURRENT  |
| MT21    | EVAPORATOR COIL        | 20" X 7-1/8" X 4"             | 305-139B   | 8123598 THRU 1306138  |
| MT21    | EVAPORATOR COIL        | 19-1/2" X 7" X 4"             | 305-207C   | 1306139 THRU CURRENT  |
| MT22    | EVAPORATOR COIL        | 35" X 5" X 4"                 | 305-339C   | 4303135 THRU CURRENT  |
| MT23    | EVAPORATOR COIL        | 9-1/2" X 7" X 4"              | 305-207C   | 4303135 THRU CURRENT  |
| MT27    | EVAPORATOR COIL        | 20" X 7-1/8" X 4"             | 305-139B   | 8123598 THRU 1306138  |
| MT27    | EVAPORATOR COIL        | 19-1/2" X 7" X 4"             | 305-207C   | 1306139 THRU CURRENT  |
| MT33    | EVAPORATOR COIL        | 28-1/2" X 7" X 4"             | 305-070CAE | 8123598 THRU 1306138  |
| MT33    | EVAPORATOR COIL        | 28-1/2" X 7" X 4"             | 305-206C   | 1306139 THRU CURRENT  |
| MT35    | EVAPORATOR COIL        | 28-1/2" X 7" X 4"             | 305-206C   | 4303135 THRU CURRENT  |
| MT38    | EVAPORATOR COIL        | 28-1/2" X 7" X 4"             | 305-070CAE | 8123598 THRU 1306138  |
| MT38    | EVAPORATOR COIL        | 28-1/2" X 7" X 4"             | 305-206C   | 1306139 THRU CURRENT  |
| MT45    | EVAPORATOR COIL        | 28-1/2" X 7" X 4"             | 305-070CAE | 8123598 THRU 1306138  |
| MT45    | EVAPORATOR COIL        | 28-1/2" X 7" X 4"             | 305-206C   | 1306139 THRU CURRENT  |
| MT49    | EVAPORATOR COIL        | 28-1/2" X 7" X 4"             | 305-070CAE | 8123598 THRU 1306138  |
| MT49    | EVAPORATOR COIL        | 28-1/2" X 7" X 4"             | 305-206C   | 1306139 THRU CURRENT  |
| MT66    | EVAPORATOR COIL        | 52" X 7" X 4"                 | 305-137B   | 8123598 THRU 1306138  |
| MT66    | EVAPORATOR COIL        | 54" X 7" X 4"                 | 305-205C   | 1306139 THRU CURRENT  |
| MT72    | EVAPORATOR COIL        | 52" X 7" X 4"s                | 305-137B   | 8123598 THRU 1306138  |
| MT72    | EVAPORATOR COIL        | 54" X 7" X 4"                 | 305-205C   | 1306139 THRU CURRENT  |
| SLM48   | EVAPORATOR COIL        | 28-1/2" X 7" X 4"             | 305-206C   | 2112810 THRU CURRENT  |
| MT10    | EVAPORATOR-HOUSING KIT | W/ELECTRONIC BALLAST IL-2074A | 63C32-097A | 3441092 THRU CURRENT  |

## ACCESSORIES

|         |                        |                                   |            |                      |
|---------|------------------------|-----------------------------------|------------|----------------------|
| MT12    | EVAPORATOR-HOUSING KIT | W/ELECTRONIC BALLAST IL-2074A     | 63C32-097A | 3441092 THRU CURRENT |
| MT14    | EVAPORATOR-HOUSING KIT | W/ELECTRONIC BALLAST IL-2074A     | 63C32-097A | 3441092 THRU CURRENT |
| MT15    | EVAPORATOR-HOUSING KIT | W/ELECTRONIC BALLAST IL-2074A     | 63C32-098A | 3441092 THRU CURRENT |
| MT15-54 | EVAPORATOR-HOUSING KIT | W/ELECTRONIC BALLAST IL-2074A     | 63C32-099A | 3441092 THRU CURRENT |
| MT17    | EVAPORATOR-HOUSING KIT | W/ELECTRONIC BALLAST IL-2074A     | 63C32-098A | 3441092 THRU CURRENT |
| MT17-54 | EVAPORATOR-HOUSING KIT | W/ELECTRONIC BALLAST IL-2074A     | 63C32-099A | 3441092 THRU CURRENT |
| MT19-54 | EVAPORATOR-HOUSING KIT | W/ELECTRONIC BALLAST IL-2074A     | 63C32-101A | 3441092 THRU CURRENT |
| MT22    | EVAPORATOR-HOUSING KIT | W/ELECTRONIC BALLAST IL-2074A     | 63C32-102A | 3441092 THRU CURRENT |
| MT15    | FAN - GUARD            | EVAP. FAN PLASTIC                 | 703-523C   | 0200953 THRU CURRENT |
| MT17    | FAN - GUARD            | EVAP. FAN PLASTIC                 | 703-523C   | 0200953 THRU CURRENT |
| MT19    | FAN - GUARD            | EVAP. FAN PLASTIC                 | 703-523C   | 0200953 THRU CURRENT |
| BZ13    | FAN BLADE              | CONDENSER - FAN                   | 405-036A   | 3133015 THRU CURRENT |
| BZ13    | FAN BLADE              | EVAPORATOR 6"BLACK 4 PET- PLASIC  | 405-063A   | 3133015 THRU CURRENT |
| BZ16    | FAN BLADE              | CONDENSER 10" 4 PETALS            | 405-036A   | 3133015 THRU CURRENT |
| BZ16    | FAN BLADE              | EVAPORATOR 6"BLACK                | 405-063A   | 3133015 THRU CURRENT |
| EZA84   | FAN BLADE              | CONDENSER - FAN                   | 405-071A   | 3133015 THRU CURRENT |
| EZA84   | FAN BLADE              | EVAP. FAN 4" - 5 PET PLASTIC      | 405-072B   | 3441092 THRU CURRENT |
| MM14    | FAN BLADE              | EVAP.FAN 6"WHITE - 4 PET PLASTIC  | 405-062A   | 0200953 THRU CURRENT |
| MM27    | FAN BLADE              | EVAP.FAN 6"WHITE - 4 PET PLASTIC  | 405-062A   | 0200953 THRU CURRENT |
| MT10    | FAN BLADE              | CONDENSER 7.75" 3 PED-ALUMINUM    | 405-012A-- | 4303135 THRU CURRENT |
| MT10    | FAN BLADE              | CONDENSER 7.94" FOR BARE TUBE     | 405-050A   | 6369826 THRU CURRENT |
| MT10    | FAN BLADE              | EVAP.FAN 6"WHITE - 4 PET PLASTIC  | 405-062A   | 0200953 THRU CURRENT |
| MT12    | FAN BLADE              | CONDENSER 7.75" 3 PED-ALUMINUM    | 405-012A-- | 4303135 THRU CURRENT |
| MT12    | FAN BLADE              | CONDENSER 7.94" FOR BARE TUBE     | 405-050A   | 6369826 THRU CURRENT |
| MT12    | FAN BLADE              | EVAP.FAN 6"WHITE - 4 PET PLASTIC  | 405-062A   | 0200953 THRU CURRENT |
| MT14    | FAN BLADE              | CONDENSER 7.75" 3 PED-ALUMINUM    | 405-012A-- | 4303135 THRU CURRENT |
| MT15    | FAN BLADE              | CONDENSER 7.75" 3 PED-ALUMINUM    | 405-012A-- | 4303135 THRU CURRENT |
| MT15    | FAN BLADE              | EVAP.FAN 6"WHITE - 4 PET PLASTIC  | 405-062A   | 0200953 THRU CURRENT |
| MT15-54 | FAN BLADE              | EVAP.FAN 5" (5 PET PLASTIC        | 405-061A   | 0200953 THRU CURRENT |
| MT17    | FAN BLADE              | CONDENSER 7.75" 3 PED-ALUMINUM    | 405-012A-- | 4303135 THRU CURRENT |
| MT17    | FAN BLADE              | EVAP.FAN 6"WHITE - 4 PET PLASTIC  | 405-062A   | 0200953 THRU CURRENT |
| MT17-54 | FAN BLADE              | EVAP. FAN 5" - 5 PET PLASTIC      | 405-061A   | 0200953 THRU CURRENT |
| MT18    | FAN BLADE              | EVAP.FAN 6"WHITE - 4 PET PLASTIC  | 405-062A   | 0200953 THRU CURRENT |
| MT18    | FAN BLADE              | CONDENSER 10" 5 PED-ALUMINUM      | 405-066B   | 4303135 THRU CURRENT |
| MT19    | FAN BLADE              | CONDENSER 7.75" 3 PED-ALUMINUM    | 405-012A-- | 4303135 THRU CURRENT |
| MT20    | FAN BLADE              | CONDENSER 7.75" 3 PED-ALUMINUM    | 405-012A-- | 4303135 THRU CURRENT |
| MT20    | FAN BLADE              | EVAP.FAN 6"WHITE - 4 PET PLASTIC  | 405-062A   | 0200953 THRU CURRENT |
| MT21    | FAN BLADE              | EVAP. FAN 6"BLACK - 4 PET PLASTIC | 405-063A   | 0200953 THRU CURRENT |
| MT21    | FAN BLADE              | CONDENSER 10" 5 PED-ALUMINUM      | 405-066B   | 4303135 THRU CURRENT |
| MT22    | FAN BLADE              | CONDENSER 7.75" 5 PED-ALUMINUM    | 405-050A   | 4303135 THRU CURRENT |
| MT23    | FAN BLADE              | EVAP.FAN 6"WHITE - 4 PET PLASTIC  | 405-062A   | 0200953 THRU CURRENT |
| MT23    | FAN BLADE              | EVAP. FAN 6"BLACK - 4 PET PLASTIC | 405-063A   | 0200953 THRU CURRENT |
| MT23    | FAN BLADE              | CONDENSER 10" 5 PED-ALUMINUM      | 405-066B   | 4303135 THRU CURRENT |
| MT27    | FAN BLADE              | CONDENSER 9 1/2" FOR BARE TUBE    | 19-0101-00 | 6369826 THRU CURRENT |
| MT27    | FAN BLADE              | EVAP.FAN 6"WHITE - 4 PET PLASTIC  | 405-062A   | 0200953 THRU CURRENT |
| MT27    | FAN BLADE              | EVAP. FAN 6"BLACK - 4 PET PLASTIC | 405-063A   | 0200953 THRU CURRENT |
| MT27    | FAN BLADE              | CONDENSER 10" 5 PED-ALUMINUM      | 405-066B   | 4303135 THRU CURRENT |
| MT33    | FAN BLADE              | EVAP.FAN 6"WHITE - 4 PET PLASTIC  | 405-062A   | 0200953 THRU CURRENT |
| MT33    | FAN BLADE              | EVAP. FAN 6"BLACK - 4 PET PLASTIC | 405-063A   | 0200953 THRU CURRENT |
| MT33    | FAN BLADE              | CONDENSER 10" 5 PED-ALUMINUM      | 405-066B   | 4303135 THRU CURRENT |
| MT35    | FAN BLADE              | EVAP.FAN 6"WHITE - 4 PET PLASTIC  | 405-062A   | 0200953 THRU CURRENT |
| MT35    | FAN BLADE              | EVAP. FAN 6"BLACK - 4 PET PLASTIC | 405-063A   | 0200953 THRU CURRENT |
| MT35    | FAN BLADE              | CONDENSER 10" 5 PED-ALUMINUM      | 405-066B   | 4303135 THRU CURRENT |
| MT38    | FAN BLADE              | EVAP.FAN 6"WHITE - 4 PET PLASTIC  | 405-062A   | 0200953 THRU CURRENT |
| MT38    | FAN BLADE              | EVAP. FAN 6"BLACK - 4 PET PLASTIC | 405-063A   | 0200953 THRU CURRENT |
| MT38    | FAN BLADE              | CONDENSER 10" 5 PED-ALUMINUM      | 405-066B   | 4303135 THRU CURRENT |
| MT45    | FAN BLADE              | EVAP.FAN 6"WHITE - 4 PET PLASTIC  | 405-062A   | 0200953 THRU CURRENT |
| MT45    | FAN BLADE              | EVAP. FAN 6"BLACK - 4 PET PLASTIC | 405-063A   | 0200953 THRU CURRENT |
| MT45    | FAN BLADE              | CONDENSER 10" 5 PED-ALUMINUM      | 405-066B   | 4303135 THRU CURRENT |
| MT49    | FAN BLADE              | EVAP.FAN 6"WHITE - 4 PET PLASTIC  | 405-062A   | 0200953 THRU CURRENT |
| MT49    | FAN BLADE              | EVAP. FAN 6"BLACK - 4 PET PLASTIC | 405-063A   | 0200953 THRU CURRENT |

## ACCESSORIES

|         |                    |                                   |               |                      |
|---------|--------------------|-----------------------------------|---------------|----------------------|
| MT49    | FAN BLADE          | CONDENSER 10" 5 PED-ALUMINUM      | 405-066B      | 4303135 THRU CURRENT |
| MT66    | FAN BLADE          | EVAP. FAN 6"WHITE - 4 PET PLASTIC | 405-062A      | 0200953 THRU CURRENT |
| MT66    | FAN BLADE          | EVAP. FAN 6"BLACK - 4 PET PLASTIC | 405-063A      | 0200953 THRU CURRENT |
| MT66/72 | FAN BLADE          | CONDENSER 10" 4 PED-ALUMINUM      | 405-036B      | 4303135 THRU CURRENT |
| MT72    | FAN BLADE          | EVAP. FAN 6"WHITE - 4 PET PLASTIC | 405-062A      | 0200953 THRU CURRENT |
| MT72    | FAN BLADE          | EVAP. FAN 6"BLACK - 4 PET PLASTIC | 405-063A      | 0200953 THRU CURRENT |
| SLM48   | FAN BLADE          | EVAP. FAN 6"WHITE - 4 PET PLASTIC | 405-062A      | 0200953 THRU CURRENT |
| SLM48   | FAN BLADE          | EVAP. FAN 6"BLACK - 4 PET PLASTIC | 405-063A      | 0200953 THRU CURRENT |
| SLM48   | FAN BLADE          | CONDENSER 10" 5 PED-ALUMINUM      | 405-066B      | 4303135 THRU CURRENT |
| SMM10   | FAN BLADE          | EVAP. FAN W/MOTOR - EMI           | 405-074B      | 3441092 THRU CURRENT |
| SMM10   | FAN BLADE          | CONDENSER                         | 405-075B      | 6559212 THRU CURRENT |
| UR20    | FAN BLADE          | CONDENSER 6" 4 PETALS             | 405-010A--    | 3111474 THRU 4303134 |
| UR20    | FAN BLADE          | EVAP. FAN 6"BLACK - 4 PET PLASTIC | 405-063A      | 0200953 THRU CURRENT |
| UR30    | FAN BLADE          | CONDENSER 6" 4 PETALS             | 405-010A--    | 3111474 THRU 4303134 |
| UR30    | FAN BLADE          | CONDENSER 6" 4 PETALS             | 405-010A--    | 4303135 THRU CURRENT |
| UR30    | FAN BLADE          | EVAP. FAN 6"BLACK - 4 PET PLASTIC | 405-063A      | 0200953 THRU CURRENT |
| BZ13    | FAN SHROUD         | CONDENSER                         | 49A36-054D-03 | 3133015 THRU CURRENT |
| BZ16    | FAN SHROUD         | CONDENSER                         | 49A36-021D    | 3133015 THRU CURRENT |
| EZA84   | FAN SHROUD         | CONDENSER                         | 49A36-048D-03 | 3133015 THRU CURRENT |
| MT21    | FASTENER-WING HEAD | FOR EVAP. COVER                   | 604-136A      | 1306140 THRU 6466173 |
| MT23    | FASTENER-WING HEAD | FOR EVAP. COVER                   | 604-136A      | 1306140 THRU 6466173 |
| MT27    | FASTENER-WING HEAD | FOR EVAP. COVER                   | 604-136A      | 1306140 THRU 6466173 |
| MT33    | FASTENER-WING HEAD | FOR EVAP. COVER                   | 604-136A      | 1306140 THRU 6466173 |
| MT35    | FASTENER-WING HEAD | FOR EVAP. COVER                   | 604-136A      | 1306140 THRU 6466173 |
| MT38    | FASTENER-WING HEAD | FOR EVAP. COVER                   | 604-136A      | 1306140 THRU 6466173 |
| MT45    | FASTENER-WING HEAD | FOR EVAP. COVER                   | 604-136A      | 1306140 THRU 6466173 |
| MT49    | FASTENER-WING HEAD | FOR EVAP. COVER                   | 604-136A      | 1306140 THRU 6466173 |
| MT66    | FASTENER-WING HEAD | FOR EVAP. COVER                   | 604-136A      | 1306140 THRU 6466173 |
| MT72    | FASTENER-WING HEAD | FOR EVAP. COVER                   | 604-136A      | 1306140 THRU 6466173 |
| SLM48   | FASTENER-WING HEAD | FOR EVAP. COVER                   | 604-136A      | 1306140 THRU 6466173 |
| BZ13    | GASKET             | DECK AIR SEAL                     | 60D31-227D    | 3133015 THRU CURRENT |
| MM14    | GASKET - DOOR      | 16 1/4X 43 3/4                    | 712-013C-06   | 8123598 THRU CURRENT |
| MM27    | GASKET - DOOR      | 291/4 X 55 1/4                    | 712-013C-03   | 8123598 THRU CURRENT |
| MT10    | GASKET - DOOR      | 21 1/4 X 41                       | 712-013C-10   | 8123598 THRU CURRENT |
| MT12    | GASKET - DOOR      | 21 1/4 X 49                       | 712-013C-01   | 8123598 THRU CURRENT |
| MT14    | GASKET - DOOR      | 21 1/4 X 58                       | 712-013C-09   | 8123598 THRU CURRENT |
| MT18    | GASKET - DOOR      | 241/2 X 53 1/4                    | 712-013C-02   | 8123598 THRU CURRENT |
| MT19    | GASKET - DOOR      | 21 1/4 X 58                       | 712-013C-09   | 8123598 THRU CURRENT |
| MT21    | GASKET - DOOR      | 241/2 X 53 1/4                    | 712-013C-02   | 8123598 THRU CURRENT |
| MT23    | GASKET - DOOR      | 241/2 X 53 1/4                    | 712-013C-02   | 8123598 THRU CURRENT |
| MT27    | GASKET - DOOR      | 291/4 X 55 1/4                    | 712-013C-03   | 8123598 THRU CURRENT |
| MT35    | GASKET - DOOR      | 17 9/16X 53 1/4                   | 712-013C-11   | 8123598 THRU CURRENT |
| MT49    | GASKET - DOOR      | 221/4 X 53 15/32                  | 712-013C-04   | 8123598 THRU CURRENT |
| MT72    | GASKET - DOOR      | 221/4 X 53 1/4                    | 712-013C-05   | 8123598 THRU CURRENT |
| UR20    | GASKET - DOOR      | 29" X 32" X 18-1/32"              | 703-766C      | 1304468 THRU CURRENT |
| UR30    | GASKET - DOOR      | 32.438 X 18.25                    | 712-013C-07   | 1304468 THRU CURRENT |
| MT15    | GASKET - CABINET   | VERTICAL - SIDE 39-7/16"L         | 703-904B      | 1306138 THRU CURRENT |
| MT17    | GASKET - CABINET   | VERTICAL - SIDE 45-7/16"L         | 703-566B      | 1306138 THRU CURRENT |
| MT19    | GASKET - CABINET   | VERTICAL - SIDE 52-1/8"L          | 703-814B      | 1306138 THRU CURRENT |
| MT20    | GASKET - CABINET   | VERTICAL - SIDE 39-7/16"L         | 703-904B      | 1306138 THRU CURRENT |
| MT22    | GASKET - CABINET   | VERTICAL - SIDE 45-7/16"L         | 703-566B      | 1306138 THRU CURRENT |
| MT33    | GASKET - CABINET   | VERTICAL - SIDE 52-1/8"L          | 703-814B      | 1306138 THRU CURRENT |
| MT38    | GASKET - CABINET   | VERTICAL - SIDE 52-1/8"L          | 703-814B      | 1306138 THRU CURRENT |
| MT45    | GASKET - CABINET   | VERTICAL - SIDE 52-1/8"L          | 703-814B      | 1306138 THRU CURRENT |
| MT66    | GASKET - CABINET   | VERTICAL - SIDE 52-1/8"L          | 703-814B      | 1306138 THRU CURRENT |
| SLM48   | GASKET - CABINET   | VERTICAL - SIDE 52-1/8"L          | 703-814B      | 1306138 THRU CURRENT |
| MT15    | GASKET - TOP TRACK | TWO PER TOP TRACK 32-1/2"LONG     | 703-971C-01   | 1306138 THRU CURRENT |
| MT17    | GASKET - TOP TRACK | TWO PER TOP TRACK 32-1/2"LONG     | 703-971C-01   | 1306138 THRU CURRENT |
| MT19    | GASKET - TOP TRACK | TWO PER TOP TRACK 48-7/16"LONG    | 703-971C-06   | 1306138 THRU CURRENT |
| MT20    | GASKET - TOP TRACK | TWO PER TOP TRACK 32-1/2"LONG     | 703-971C-01   | 1306138 THRU CURRENT |
| MT22    | GASKET - TOP TRACK | TWO PER TOP TRACK 43-1/2"LONG     | 703-971C-07   | 1306138 THRU CURRENT |



## ACCESSORIES

|         |                    |                                 |               |               |                      |
|---------|--------------------|---------------------------------|---------------|---------------|----------------------|
| MT33    | GASKET - TOP TRACK | TWO PER TOP TRACK               | 35-1/2"LONG   | 703-971C-02   | 1306138 THRU CURRENT |
| MT38    | GASKET - TOP TRACK | TWO PER TOP TRACK               | 39-15/16"LONG | 703-971C-04   | 1306138 THRU CURRENT |
| MT45    | GASKET - TOP TRACK | TWO PER TOP TRACK               | 48-7/16"LONG  | 703-971C-05   | 1306138 THRU CURRENT |
| MT66    | GASKET - TOP TRACK | TWO PER TOP TRACK               | 71-9/16"LONG  | 703-971C-03   | 1306138 THRU CURRENT |
| SLM48   | GASKET - TOP TRACK | TWO PER TOP TRACK               | 48-7/16"LONG  | 703-971C-06   | 1306138 THRU CURRENT |
| MT15    | GASKET - WIPER     | 37-3/4" LONG                    | SLIDE DOOR    | 703-932C      | 8123598 THRU CURRENT |
| MT17    | GASKET - WIPER     | 43-3/4" LONG                    | SLIDE DOOR    | 703-933C      | 8123598 THRU CURRENT |
| MT19-54 | GASKET - WIPER     | 37-3/4" LONG                    | SLIDE DOOR    | 703-932C      | 8123598 THRU CURRENT |
| MT20    | GASKET - WIPER     | 37-3/4" LONG                    | SLIDE DOOR    | 703-932C      | 8123598 THRU CURRENT |
| MT22    | GASKET - WIPER     | 43-3/4" LONG                    | SLIDE DOOR    | 703-933C      | 8123598 THRU CURRENT |
| MT33    | GASKET - WIPER     | 50-3/8" LONG                    | SLIDE DOOR    | 703-934C      | 8123598 THRU CURRENT |
| MT38    | GASKET - WIPER     | 50-3/8" LONG                    | SLIDE DOOR    | 703-934C      | 8123598 THRU CURRENT |
| MT45    | GASKET - WIPER     | 50-3/8" LONG                    | SLIDE DOOR    | 703-934C      | 8123598 THRU CURRENT |
| MT66    | GASKET - WIPER     | 50-3/8" LONG                    | SLIDE DOOR    | 703-934C      | 8123598 THRU CURRENT |
| MTSLM48 | GASKET - WIPER     | 50-3/8" LONG                    | SLIDE DOOR    | 703-934C      | 8123598 THRU CURRENT |
| BZ16    | GLASS              | 38"X10"                         |               | 702-307C-05   | 3441092 THRU CURRENT |
| MT15    | GLASS              | 34-5/8"X13-1/8"                 |               | 702-335C-04   | 1306138 THRU CURRENT |
| MT17    | GLASS              | 34-5/8"X13-1/8"                 |               | 702-335C-04   | 1306138 THRU CURRENT |
| UR20GE  | GLASS              | 40-15/16"X10-5/8"               |               | 702-335C-01   | 1306138 THRU CURRENT |
| UR30GE  | GLASS              | 40-15/16"X10-5/8"               |               | 702-310C-02   | 1306138 THRU CURRENT |
| BZ13    | GLIDE MAT          | SINGLE                          | 20.69 X 25.63 | 706-180D-01   | 3441092 THRU CURRENT |
| BZ16    | GLIDE MAT          | LEFT HAND                       | 17.88"X15.75" | 706-116D-01   | 3441092 THRU CURRENT |
| BZ16    | GLIDE MAT          | RIGHT HAND                      | 17.88"X15.75" | 706-117D-01   | 3441092 THRU CURRENT |
| MM14    | GRILL - SCREW      | GRILLE SHOULDER                 | 1/4-20 X 3/4" | 603-273A      | 1306138 THRU CURRENT |
| MM27    | GRILL - SCREW      | GRILLE SHOULDER                 | 1/4-20 X 3/4" | 603-273A      | 1306138 THRU CURRENT |
| MT10    | GRILL - SCREW      | GRILLE SHOULDER                 | 1/4-20 X 3/4" | 603-273A      | 1306138 THRU CURRENT |
| MT12    | GRILL - SCREW      | GRILLE SHOULDER                 | 1/4-20 X 3/4" | 603-273A      | 1306138 THRU CURRENT |
| MT14    | GRILL - SCREW      | GRILLE SHOULDER                 | 1/4-20 X 3/4" | 603-273A      | 1306138 THRU CURRENT |
| MT15    | GRILL - SCREW      | GRILLE SHOULDER                 | 1/4-20 X 3/4" | 603-273A      | 1306138 THRU CURRENT |
| MT17    | GRILL - SCREW      | GRILLE SHOULDER                 | 1/4-20 X 3/4" | 603-273A      | 1306138 THRU CURRENT |
| MT19    | GRILL - SCREW      | GRILLE SHOULDER                 | 1/4-20 X 3/4" | 603-273A      | 1306138 THRU CURRENT |
| MT19-54 | GRILL - SCREW      | GRILLE SHOULDER                 | 1/4-20 X 3/4" | 603-273A      | 1306138 THRU CURRENT |
| MT20    | GRILL - SCREW      | GRILLE SHOULDER                 | 1/4-20 X 3/4" | 603-273A      | 1306138 THRU CURRENT |
| MT21    | GRILL - SCREW      | GRILLE SHOULDER                 | 1/4-20 X 3/4" | 603-273A      | 1306138 THRU CURRENT |
| MT22    | GRILL - SCREW      | GRILLE SHOULDER                 | 1/4-20 X 3/4" | 603-273A      | 1306138 THRU CURRENT |
| MT23    | GRILL - SCREW      | GRILLE SHOULDER                 | 1/4-20 X 3/4" | 603-273A      | 1306138 THRU CURRENT |
| MT27    | GRILL - SCREW      | GRILLE SHOULDER                 | 1/4-20 X 3/4" | 603-273A      | 1306138 THRU CURRENT |
| MT33    | GRILL - SCREW      | GRILLE SHOULDER                 | 1/4-20 X 3/4" | 603-273A      | 1306138 THRU CURRENT |
| MT35    | GRILL - SCREW      | GRILLE SHOULDER                 | 1/4-20 X 3/4" | 603-273A      | 1306138 THRU CURRENT |
| MT38    | GRILL - SCREW      | GRILLE SHOULDER                 | 1/4-20 X 3/4" | 603-273A      | 1306138 THRU CURRENT |
| MT45    | GRILL - SCREW      | GRILLE SHOULDER                 | 1/4-20 X 3/4" | 603-273A      | 1306138 THRU CURRENT |
| MT49    | GRILL - SCREW      | GRILLE SHOULDER                 | 1/4-20 X 3/4" | 603-273A      | 1306138 THRU CURRENT |
| MT72    | GRILL - SCREW      | GRILLE SHOULDER                 | 1/4-20 X 3/4" | 603-273A      | 1306138 THRU CURRENT |
| SLM48   | GRILL - SCREW      | GRILLE SHOULDER                 | 1/4-20 X 3/4" | 603-273A      | 1306138 THRU CURRENT |
| BZ13    | GRILLE             | RED                             |               | 44B31-265D-01 | 3441092 THRU CURRENT |
| BZ13    | GRILLE             | BLACK                           |               | 44B31-266D-01 | 3441092 THRU CURRENT |
| BZ13    | GRILLE             | GREEN                           |               | 44B31-266D-03 | 3441092 THRU CURRENT |
| BZ13    | GRILLE             | MAROON                          |               | 44B31-266D-04 | 3441092 THRU CURRENT |
| BZ13    | GRILLE             | WHITE                           |               | 44B31-266D-05 | 3441092 THRU CURRENT |
| BZ16    | GRILLE             | RED                             |               | 44B31-258D-01 | 3441092 THRU CURRENT |
| BZ16    | GRILLE             | IVORY                           |               | 44B31-258D-02 | 3441092 THRU CURRENT |
| BZ16    | GRILLE             | WHITE                           |               | 44B31-258D-03 | 3441092 THRU CURRENT |
| BZ16    | GRILLE             | BLACK                           |               | 44B31-258D-04 | 3441092 THRU CURRENT |
| BZ16    | GRILLE             | GREEN                           |               | 44B31-258D-05 | 3441092 THRU CURRENT |
| BZ16    | GRILLE             | MAROON                          |               | 44B31-258D-06 | 3441092 THRU CURRENT |
| EZA84   | GRILLE             | REAR                            |               | 28D37-096D-01 | 3441092 THRU CURRENT |
| EZA84   | GRILLE             | FRONT - LIFT OFF                |               | 706-112D-01   | 3441092 THRU CURRENT |
| MM14    | GRILLE             | FRONT - LIFT OFF PLASTIC CURVED |               | 44B31-237D-01 | 1306138 THRU CURRENT |
| MM27    | GRILLE             | FRONT - LIFT OFF PLASTIC CURVED |               | 44B31-236D-01 | 1306138 THRU CURRENT |
| MT 72   | GRILLE             | FRONT - LIFT OFF                |               | 63C03-023A    | 1306138 THRU CURRENT |
| MT10    | GRILLE             | FRONT - LIFT OFF                |               | 44B31-216C    | 1306138 THRU CURRENT |

## ACCESSORIES

|         |                       |                               |               |                      |
|---------|-----------------------|-------------------------------|---------------|----------------------|
| MT12    | GRILLE                | FRONT - LIFT OFF              | 44B31-216C    | 1306138 THRU CURRENT |
| MT14    | GRILLE                | FRONT - LIFT OFF              | 44B31-216C    | 1306138 THRU CURRENT |
| MT15    | GRILLE                | FRONT & REAR - LIFT OFF       | 44B31-241C-01 | 1306138 THRU CURRENT |
| MT17    | GRILLE                | FRONT & REAR - LIFT OFF       | 44B31-241C-01 | 1306138 THRU CURRENT |
| MT19    | GRILLE                | FRONT - LIFT OFF              | 44B31-216C    | 1306138 THRU CURRENT |
| MT19-54 | GRILLE                | FRONT & REAR - LIFT OFF       | 44B31-241C-05 | 1306138 THRU CURRENT |
| MT20    | GRILLE                | FRONT & REAR - LIFT OFF       | 44B31-241C-01 | 1306138 THRU CURRENT |
| MT21    | GRILLE                | FRONT - LIFT OFF              | 63C03-003A    | 1306138 THRU CURRENT |
| MT22    | GRILLE                | FRONT - LIFT OFF              | 44B31-241C-03 | 1306138 THRU CURRENT |
| MT23    | GRILLE                | FRONT - LIFT OFF              | 44B31-181C    | 1306138 THRU CURRENT |
| MT27    | GRILLE                | FRONT - LIFT OFF              | 63C03-007A    | 1306138 THRU CURRENT |
| MT33    | GRILLE                | FRONT - LIFT OFF              | 63C03-011A    | 1306138 THRU CURRENT |
| MT35    | GRILLE                | FRONT - LIFT OFF              | 44B31-259C-01 | 1306138 THRU CURRENT |
| MT38    | GRILLE                | FRONT - LIFT OFF              | 63C03-013A    | 1306138 THRU CURRENT |
| MT45    | GRILLE                | FRONT - LIFT OFF              | 63C03-015A    | 1306138 THRU CURRENT |
| MT49    | GRILLE                | FRONT - LIFT OFF              | 63C03-015A    | 1306138 THRU CURRENT |
| SLM48   | GRILLE                | FRONT - LIFT OFF              | 44B31-213C    | 1306138 THRU CURRENT |
| SMM10   | GRILLE                | CONDENSING UNIT COVER         | 401-715B-01   | 3441092 THRU CURRENT |
| UR20    | GRILLE                | CONDENSING UNIT COVER         | 24B40-030C-01 | 1306138 THRU CURRENT |
| UR30    | GRILLE                | CONDENSING UNIT COVER         | 24B40-030C-01 | 3441092 THRU CURRENT |
| MM14    | HANDLE - ADAPTER      | BRACKET .100 PG PAINTED BLACK | 401-593B      | 3441092 THRU CURRENT |
| MM27    | HANDLE - ADAPTER      | BRACKET .100 PG PAINTED BLACK | 401-593B      | 3441092 THRU CURRENT |
| MT10    | HANDLE - NUT          | LOW CROWN #10-24 (ACORN)      | 603-393A      | 8123598 THRU CURRENT |
| MT12    | HANDLE - NUT          | LOW CROWN #10-24 (ACORN)      | 603-393A      | 8123598 THRU CURRENT |
| MT14    | HANDLE - NUT          | LOW CROWN #10-24 (ACORN)      | 603-393A      | 8123598 THRU CURRENT |
| MT18    | HANDLE - NUT          | LOW CROWN #10-24 (ACORN)      | 603-393A      | 8123598 THRU CURRENT |
| MT19    | HANDLE - NUT          | LOW CROWN #10-24 (ACORN)      | 603-393A      | 8123598 THRU CURRENT |
| MT21    | HANDLE - NUT          | LOW CROWN #10-24 (ACORN)      | 603-393A      | 8123598 THRU CURRENT |
| MT23    | HANDLE - NUT          | LOW CROWN #10-24 (ACORN)      | 603-393A      | 8123598 THRU CURRENT |
| MT27    | HANDLE - NUT          | LOW CROWN #10-24 (ACORN)      | 603-393A      | 8123598 THRU CURRENT |
| MT35    | HANDLE - NUT          | LOW CROWN #10-24 (ACORN)      | 603-393A      | 8123598 THRU CURRENT |
| MT49    | HANDLE - NUT          | LOW CROWN #10-24 (ACORN)      | 603-393A      | 8123598 THRU CURRENT |
| MT72    | HANDLE - NUT          | LOW CROWN #10-24 (ACORN)      | 603-393A      | 8123598 THRU CURRENT |
| UR20    | HANDLE - NUT          | LOW CROWN #10-24 (ACORN)      | 603-393A      | 1304468 THRU CURRENT |
| UR30    | HANDLE - NUT          | LOW CROWN #10-24 (ACORN)      | 603-393A      | 1304468 THRU CURRENT |
| MT15    | HANDLE- REPAIR KIT    | DOOR HANDLE                   | 63C32-079A    | 3441092 THRU CURRENT |
| MT17    | HANDLE- REPAIR KIT    | DOOR HANDLE                   | 63C32-078A    | 3441092 THRU CURRENT |
| MT19    | HANDLE- REPAIR KIT    | DOOR HANDLE                   | 63C32-080A    | 3441092 THRU CURRENT |
| MT33    | HANDLE- REPAIR KIT    | DOOR HANDLE                   | 63C32-077A    | 3441092 THRU CURRENT |
| MT35    | HANDLE- REPAIR KIT    | DOOR HANDLE                   | 63C32-077A    | 3441092 THRU CURRENT |
| MT38    | HANDLE- REPAIR KIT    | DOOR HANDLE                   | 63C32-077A    | 3441092 THRU CURRENT |
| MT45    | HANDLE- REPAIR KIT    | DOOR HANDLE                   | 63C32-077A    | 3441092 THRU CURRENT |
| MT66    | HANDLE- REPAIR KIT    | DOOR HANDLE                   | 63C32-077A    | 3441092 THRU CURRENT |
| BZ13    | HARNESS               | REFRIGERATION DECK            | 504-851D      | 3133015 THRU CURRENT |
| MT10    | HEAD RAIL- REPAIR KIT | HEAD RAIL                     | 63C32-082A    | 3441092 THRU CURRENT |
| MT12    | HEAD RAIL- REPAIR KIT | HEAD RAIL                     | 63C32-082A    | 3441092 THRU CURRENT |
| MT27    | HEAD RAIL- REPAIR KIT | HEAD RAIL                     | 63C32-081A    | 3441092 THRU CURRENT |
| SMM10   | HEAT EXCHANGER        | 3620598R01                    | 305-397B      | 6559212 THRU CURRENT |
| BZ13    | HEATER                | FACE                          | 504-840D-01   | 3441092 THRU CURRENT |
| BZ16    | HEATER                | TOP                           | 504-745B-01   | 3441092 THRU CURRENT |
| BZ13    | HOLD DOWN             | HOT GAS TUBE                  | 43A39-015B-08 | 3133015 THRU CURRENT |
| MT15    | HOLD OPEN - HEX NUT   | FLANGED #6-32                 | 603-391A      | 3441092 THRU CURRENT |
| MT17    | HOLD OPEN - HEX NUT   | FLANGED #6-32                 | 603-391A      | 3441092 THRU CURRENT |
| MT19    | HOLD OPEN - HEX NUT   | FLANGED #6-32                 | 603-391A      | 3441092 THRU CURRENT |
| MT33    | HOLD OPEN - HEX NUT   | FLANGED #6-32                 | 603-391A      | 3441092 THRU CURRENT |
| MT35    | HOLD OPEN - HEX NUT   | FLANGED #6-32                 | 603-391A      | 3441092 THRU CURRENT |
| MT38    | HOLD OPEN - HEX NUT   | FLANGED #6-32                 | 603-391A      | 3441092 THRU CURRENT |
| MT45    | HOLD OPEN - HEX NUT   | FLANGED #6-32                 | 603-391A      | 3441092 THRU CURRENT |
| MT66    | HOLD OPEN - HEX NUT   | FLANGED #6-32                 | 603-391A      | 3441092 THRU CURRENT |
| MT15    | HOLD OPEN - PIN       | HOLD OPEN DEVICE              | 604-173A      | 3441092 THRU CURRENT |
| MT17    | HOLD OPEN - PIN       | HOLD OPEN DEVICE              | 604-173A      | 3441092 THRU CURRENT |

## ACCESSORIES

|         |                    |                               |               |                      |
|---------|--------------------|-------------------------------|---------------|----------------------|
| MT19    | HOLD OPEN - PIN    | HOLD OPEN DEVICE              | 604-173A      | 3441092 THRU CURRENT |
| MT33    | HOLD OPEN - PIN    | HOLD OPEN DEVICE              | 604-173A      | 3441092 THRU CURRENT |
| MT35    | HOLD OPEN - PIN    | HOLD OPEN DEVICE              | 604-173A      | 3441092 THRU CURRENT |
| MT38    | HOLD OPEN - PIN    | HOLD OPEN DEVICE              | 604-173A      | 3441092 THRU CURRENT |
| MT45    | HOLD OPEN - PIN    | HOLD OPEN DEVICE              | 604-173A      | 3441092 THRU CURRENT |
| MT66    | HOLD OPEN - PIN    | HOLD OPEN DEVICE              | 604-173A      | 3441092 THRU CURRENT |
| MT15    | HOLD OPEN - SCREW  | HOLD OPEN DEVICE #6-32 X 1/2  | 603-299A      | 3441092 THRU CURRENT |
| MT17    | HOLD OPEN - SCREW  | HOLD OPEN DEVICE #6-32 X 1/2  | 603-299A      | 3441092 THRU CURRENT |
| MT19    | HOLD OPEN - SCREW  | HOLD OPEN DEVICE #6-32 X 1/2  | 603-299A      | 3441092 THRU CURRENT |
| MT33    | HOLD OPEN - SCREW  | HOLD OPEN DEVICE #6-32 X 1/2  | 603-299A      | 3441092 THRU CURRENT |
| MT35    | HOLD OPEN - SCREW  | HOLD OPEN DEVICE #6-32 X 1/2  | 603-299A      | 3441092 THRU CURRENT |
| MT38    | HOLD OPEN - SCREW  | HOLD OPEN DEVICE #6-32 X 1/2  | 603-299A      | 3441092 THRU CURRENT |
| MT45    | HOLD OPEN - SCREW  | HOLD OPEN DEVICE #6-32 X 1/2  | 603-299A      | 3441092 THRU CURRENT |
| MT66    | HOLD OPEN - SCREW  | HOLD OPEN DEVICE #6-32 X 1/2  | 603-299A      | 3441092 THRU CURRENT |
| MT15    | HOLD OPEN - SPRING | HOLD OPEN DEVICE              | 401-270A      | 3441092 THRU CURRENT |
| MT17    | HOLD OPEN - SPRING | HOLD OPEN DEVICE              | 401-270A      | 3441092 THRU CURRENT |
| MT19    | HOLD OPEN - SPRING | HOLD OPEN DEVICE              | 401-270A      | 3441092 THRU CURRENT |
| MT33    | HOLD OPEN - SPRING | HOLD OPEN DEVICE              | 401-270A      | 3441092 THRU CURRENT |
| MT35    | HOLD OPEN - SPRING | HOLD OPEN DEVICE              | 401-270A      | 3441092 THRU CURRENT |
| MT38    | HOLD OPEN - SPRING | HOLD OPEN DEVICE              | 401-270A      | 3441092 THRU CURRENT |
| MT45    | HOLD OPEN - SPRING | HOLD OPEN DEVICE              | 401-270A      | 3441092 THRU CURRENT |
| MT66    | HOLD OPEN - SPRING | HOLD OPEN DEVICE              | 401-270A      | 3441092 THRU CURRENT |
| EZA84LD | HOLDER             | HOLDER-BOTTLE-BLACK-PEPSI     | 403-741C      | 4303135 THRU CURRENT |
| EZA84LD | HOLDER             | HOLDER-BOTTLE-WHITE -COKE     | 403-752C-02   | 4303135 THRU CURRENT |
| BZ13    | HONEY COMB         | TOP                           | 705-320D-01   | 4500000 THRU CURRENT |
| BZ16    | HONEY COMB         | TOP                           | 705-306C      | 4500000 THRU CURRENT |
| EZA84   | HOOK               | LID SPRING                    | 705-306C      | 3441092 THRU CURRENT |
| BZ13    | LAMP               | SIGN LIGHT 17WATT F17T8       | 503-228B-02   | 3441092 THRU CURRENT |
| MM14    | LAMP               | SIGN LIGHT 30WATT F30T12/D/RS | 503-052A--    | 1300860 THRU CURRENT |
| MM27    | LAMP               | SIGN LIGHT 20WATT F20T12/D    | 503-039A--    | 1300860 THRU CURRENT |
| MT19    | LAMP               | SIGN LIGHT 15WATT F15T8-D     | 503-211A      | 1300860 THRU CURRENT |
| MT19-54 | LAMP               | SIGN LIGHT 15WATT F15T8-D     | 503-211A      | 1300860 THRU CURRENT |
| MT21    | LAMP               | SIGN LIGHT 20WATT F20T12/D    | 503-039A--    | 1300860 THRU CURRENT |
| MT23    | LAMP               | SIGN LIGHT 20WATT F20T12/D    | 503-039A--    | 1300860 THRU CURRENT |
| MT27    | LAMP               | SIGN LIGHT 20WATT F20T12/D    | 503-039A--    | 1300860 THRU CURRENT |
| MT33    | LAMP               | SIGN LIGHT 30WATT F30T12/D/RS | 503-052A--    | 1300860 THRU CURRENT |
| MT35    | LAMP               | SIGN LIGHT 30WATT F30T12/D/RS | 503-052A--    | 1300860 THRU CURRENT |
| MT38    | LAMP               | SIGN LIGHT 30WATT F30T12/D/RS | 503-052A--    | 1300860 THRU CURRENT |
| MT45    | LAMP               | SIGN LIGHT F40SP65RS          | 503-013A--    | 1300860 THRU CURRENT |
| MT49    | LAMP               | SIGN LIGHT F40SP65RS          | 503-013A--    | 1300860 THRU CURRENT |
| MT66    | LAMP               | SIGN LIGHT 30WATT F30T12/D/RS | 503-052A--    | 1300860 THRU CURRENT |
| MT72    | LAMP               | SIGN LIGHT 30WATT F30T12/D/RS | 503-052A--    | 1300860 THRU CURRENT |
| SLM48   | LAMP               | SIGN LIGHT 30WATT F30T12/D/RS | 503-052A--    | 1300860 THRU CURRENT |
| EZA84   | LAMP - HORIZONTAL  | (25WATT) T25T8                | 503-202A      | 3441092 THRU CURRENT |
| MT10    | LAMP - HORIZONTAL  | 15WATT F15T8-D                | 503-227B-02   | 1300860 THRU CURRENT |
| MT12    | LAMP - HORIZONTAL  | 15WATT F15T8-D                | 503-227B-02   | 1300860 THRU CURRENT |
| MT14    | LAMP - HORIZONTAL  | 15WATT F15T8-D                | 503-227B-02   | 1300860 THRU CURRENT |
| MT15    | LAMP - HORIZONTAL  | F25T12/D/28                   | 503-098A      | 1300860 THRU CURRENT |
| MT17    | LAMP - HORIZONTAL  | F25T12/D/28                   | 503-098A      | 1300860 THRU CURRENT |
| MT18    | LAMP - HORIZONTAL  | 20WATT F20T12/D               | 503-039A--    | 1300860 THRU CURRENT |
| MT19    | LAMP - HORIZONTAL  | 15WATT F15T8-D                | 503-227B-02   | 1300860 THRU CURRENT |
| MT21    | LAMP - HORIZONTAL  | 20WATT F20T12/D               | 503-039A--    | 1300860 THRU CURRENT |
| MT27    | LAMP - HORIZONTAL  | 20WATT F20T12/D               | 503-039A--    | 1300860 THRU CURRENT |
| MT33    | LAMP - HORIZONTAL  | F25T12/D/28                   | 503-098A      | 1300860 THRU CURRENT |
| MT45    | LAMP - HORIZONTAL  | F40SP65-RS                    | 503-013A--    | 1300860 THRU CURRENT |
| MT49    | LAMP - HORIZONTAL  | F40SP65-RS                    | 503-013A--    | 1300860 THRU CURRENT |
| MT66    | LAMP - HORIZONTAL  | 30 WATT F30T12/D              | 503-052A--    | 1300860 THRU CURRENT |
| MT72    | LAMP - HORIZONTAL  | F30T12/D                      | 503-052A--    | 1300860 THRU CURRENT |
| SLM48   | LAMP - HORIZONTAL  | F30T12/D                      | 503-052A--    | 1300860 THRU CURRENT |
| UC85    | LAMP - HORIZONTAL  | 9WATT                         | 503-242B      | 3441092 THRU CURRENT |
| MT27    | LAMP ASSY          | INTERNAL VERTICAL CURRENT     | 41B35-134D-01 | 1306140 THRU CURRENT |

**ACCESSORIES**

|         |            |                                    |               |                      |
|---------|------------|------------------------------------|---------------|----------------------|
| BZ13    | LAMP ASSY. | UPPER LH                           | 41B35-138D-01 | 4500000 THRU CURRENT |
| BZ13    | LAMP ASSY. | LOWER                              | 41B35-139D-01 | 4500000 THRU CURRENT |
| BZ13    | LAMP ASSY. | UPPER RH                           | 41B35-145D-01 | 4500000 THRU CURRENT |
| BZ16    | LAMP ASSY. | CHANNEL RH                         | 41B35-156D-01 | 4500000 THRU CURRENT |
| BZ16    | LAMP ASSY. | CHANNEL LH                         | 41B35-156D-02 | 4500000 THRU CURRENT |
| MM14    | LAMP ASSY. | INTERNAL VERTICAL                  | 41B35-095C-01 | 3441092 THRU CURRENT |
| MM14    | LAMP ASSY. | INTERNAL VERTICLE CURRENT          | 41B35-144D-01 | 3441092 THRU CURRENT |
| MM27    | LAMP ASSY. | INTERNAL HORIZONTAL                | 41B35-027B    | 3441092 THRU CURRENT |
| MM27    | LAMP ASSY. | INTERNAL HORIZONTAL CURRENT        | 41B35-128D-01 | 3441092 THRU CURRENT |
| MM27    | LAMP ASSY. | SIGN - EXTERIOR                    | 50B31-055C-01 | 1306140 THRU CURRENT |
| MT10    | LAMP ASSY. | INTERNAL HORIZONTAL                | 41B35-100C-01 | 1306140 THRU CURRENT |
| MT10    | LAMP ASSY. | INTERNAL HORIZONTAL CURRENT        | 41B35-140C-01 | 1306140 THRU CURRENT |
| MT12    | LAMP ASSY. | INTERNAL HORIZONTAL                | 41B35-100C-01 | 1306140 THRU CURRENT |
| MT12    | LAMP ASSY. | INTERNAL HORIZONTAL CURRENT        | 41B35-140C-01 | 1306140 THRU CURRENT |
| MT14    | LAMP ASSY. | INTERNAL HORIZONTAL                | 41B35-100C-01 | 1306140 THRU CURRENT |
| MT14    | LAMP ASSY. | INTERNAL HORIZONTAL CURRENT        | 41B35-140C-01 | 1306140 THRU CURRENT |
| MT15    | LAMP ASSY. | INTERNAL HORIZONTAL                | 42B30-174D    | 1306140 THRU CURRENT |
| MT15    | LAMP ASSY. | INTERNAL HORIZONTAL CURRENT        | 42B30-218D-01 | 1306140 THRU CURRENT |
| MT15-54 | LAMP ASSY. | INTERNAL REAR                      | 41B35-089C    | 1306140 THRU CURRENT |
| MT15-54 | LAMP ASSY. | INTERNAL HORIZONTAL -FRONT         | 42B30-158D    | 1306140 THRU CURRENT |
| MT17    | LAMP ASSY. | INTERNAL HORIZONTAL                | 42B30-174D    | 1306140 THRU CURRENT |
| MT17    | LAMP ASSY. | INTERNAL HORIZONTAL                | 42B30-218D-01 | 1306140 THRU CURRENT |
| MT17-54 | LAMP ASSY. | INTERNAL REAR                      | 41B35-089C    | 1306140 THRU CURRENT |
| MT17-54 | LAMP ASSY. | INTERNAL HORIZONTAL -FRONT         | 42B30-158D    | 1306140 THRU CURRENT |
| MT18    | LAMP ASSY. | INTERNAL HORIZONTAL                | 41B35-022B    | 1306140 THRU CURRENT |
| MT19    | LAMP ASSY. | INTERNAL HORIZONTAL                | 41B35-105D-03 | 1306140 THRU CURRENT |
| MT19    | LAMP ASSY. | INTERNAL HORIZONTAL CURRENT        | 41B35-148D-03 | 1306140 THRU CURRENT |
| MT19    | LAMP ASSY. | SIGN - EXTERIOR CURRENT            | 50B31-085D-01 | 1306140 THRU CURRENT |
| MT19    | LAMP ASSY. | SIGN - EXTERIOR                    | 50B31-057D-01 | 1306140 THRU CURRENT |
| MT19-54 | LAMP ASSY. | INTERNAL REAR                      | 41B35-097D-01 | 1306140 THRU CURRENT |
| MT19-54 | LAMP ASSY. | INTERNAL REAR CURRENT              | 41B35-151C-01 | 1306140 THRU CURRENT |
| MT19-54 | LAMP ASSY. | INTERNAL HORIZONTAL -FRONT         | 42B30-200D-01 | 1306140 THRU CURRENT |
| MT19-54 | LAMP ASSY. | INTERNAL HORIZONTAL -FRONT CURRENT | 42B30-232C-01 | 1306140 THRU CURRENT |
| MT20-54 | LAMP ASSY. | INTERNAL REAR                      | 41B35-089C    | 1306140 THRU CURRENT |
| MT20-54 | LAMP ASSY. | INTERNAL HORIZONTAL                | 42B30-179D    | 1306140 THRU CURRENT |
| MT21    | LAMP ASSY. | INTERNAL VERTICAL                  | 41B35-128B    | 1306140 THRU CURRENT |
| MT21    | LAMP ASSY. | INTERNAL HORIZONTAL                | 43B32-196D    | 1306140 THRU CURRENT |
| MT21    | LAMP ASSY. | SIGN - EXTERIOR                    | 50B31-030C    | 1306140 THRU CURRENT |
| MT22    | LAMP ASSY. | INTERNAL HORIZONTAL                | 42B30-197D-01 | 1306140 THRU CURRENT |
| MT23    | LAMP ASSY. | INTERNAL                           | 41B35-128B    | 1306140 THRU CURRENT |
| MT23    | LAMP ASSY. | INTERNAL VERTICLE CURRENT          | 41B35-134D-01 | 1306140 THRU CURRENT |
| MT23    | LAMP ASSY. | SIGN - EXTERIOR                    | 50B31-054C    | 1306140 THRU CURRENT |
| MT23    | LAMP ASSY. | SIGN - EXTERIOR CURRENT            | 50B31-071C-01 | 1306140 THRU CURRENT |
| MT27    | LAMP ASSY. | INTERNAL VERTICAL                  | 41B35-128B    | 1306140 THRU CURRENT |
| MT27    | LAMP ASSY. | INTERNAL HORIZONTAL                | 43B32-200D    | 1306140 THRU CURRENT |
| MT27    | LAMP ASSY. | SIGN - EXTERIOR                    | 50B31-054C    | 1306140 THRU CURRENT |
| MT27    | LAMP ASSY. | SIGN - EXTERIOR CURRENT            | 50B31-071C-01 | 1306140 THRU CURRENT |
| MT33    | LAMP ASSY. | INTERNAL VERTICAL CURRENT          | 41B35-133D-01 | 1306140 THRU CURRENT |
| MT33    | LAMP ASSY. | INTERNAL HORIZONTAL                | 42A35-087D    | 1306140 THRU CURRENT |
| MT33    | LAMP ASSY. | INTERNAL HORIZONTAL CURRENT        | 43A32-128D    | 1306140 THRU CURRENT |
| MT33    | LAMP ASSY. | SIGN - EXTERIOR-                   | 50B31-033C    | 1306140 THRU CURRENT |
| MT33    | LAMP ASSY. | INTERNAL VERTICAL CURRENT          | 50B31-084C-01 | 1306140 THRU CURRENT |
| MT33    | LAMP ASSY. | INTERNAL VERTICAL                  | 41B35-129C-01 | 1306140 THRU CURRENT |
| MT35    | LAMP ASSY. | INTERNAL HORIZONTAL                | 43A32-237D-01 | 1306140 THRU CURRENT |
| MT35    | LAMP ASSY. | INTERNAL HORIZONTALA CURRENT       | 43A32-279D-01 | 1306140 THRU CURRENT |
| MT35    | LAMP ASSY. | SIGN - EXTERIOR                    | 50B31-033C    | 1306140 THRU CURRENT |
| MT35    | LAMP ASSY. | SIGN - EXTERIOR-CURRENT            | 50B31-084C-01 | 1306140 THRU CURRENT |
| MT38    | LAMP ASSY. | INTERNAL VERTICLE                  | 41B35-129C-01 | 1306140 THRU CURRENT |
| MT38    | LAMP ASSY. | INTERNAL VERTICLE CURRENT          | 41B35-133D-01 | 1306140 THRU CURRENT |
| MT38    | LAMP ASSY. | INTERNAL HORIZONTAL                | 43A32-126D    | 1306140 THRU CURRENT |
| MT38    | LAMP ASSY. | SIGN - EXTERIOR                    | 50B31-033C    | 1306140 THRU CURRENT |

**ACCESSORIES**

|         |             |                                   |         |                          |                      |
|---------|-------------|-----------------------------------|---------|--------------------------|----------------------|
| MT38    | LAMP ASSY.  | SIGN - EXTERIOR                   | CURRENT | 50B31-084C-01            | 1306140 THRU CURRENT |
| MT45    | LAMP ASSY.  | INTERNAL VERTICLE                 |         | 41B35-129C-01            | 1306140 THRU CURRENT |
| MT45    | LAMP ASSY.  | INTERNAL VERTICLE                 | CURRENT | 41B35-133D-01            | 1306140 THRU CURRENT |
| MT45    | LAMP ASSY.  | INTERNAL HORIZONTAL               |         | 43A32-124D               | 1306140 THRU CURRENT |
| MT45    | LAMP ASSY.  | SIGN - EXTERIOR                   |         | 50B31-034C               | 1306140 THRU CURRENT |
| MT45    | LAMP ASSY.  | SIGN - EXTERIOR-CURRENT           |         | 50B31-072C-01            | 1306140 THRU CURRENT |
| MT49    | LAMP ASSY.  | INTERNAL VERTICLE                 |         | 41B35-129C-01            | 1306140 THRU CURRENT |
| MT49    | LAMP ASSY.  | INTERNAL VERTICLE                 | CURRENT | 41B35-133D-01            | 1306140 THRU CURRENT |
| MT49    | LAMP ASSY.  | INTERNAL HORIZONTAL               |         | 43A32-124D               | 1306140 THRU CURRENT |
| MT49    | LAMP ASSY.  | SIGN - EXTERIOR                   |         | 50B31-034C               | 1306140 THRU CURRENT |
| MT49    | LAMP ASSY.  | SIGN - EXTERIOR                   | CURRENT | 50B31-072C-01            | 1306140 THRU CURRENT |
| MT66    | LAMP ASSY.  | INTERNAL VERTICLE                 |         | 41B35-129C-01            | 1306140 THRU CURRENT |
| MT66    | LAMP ASSY.  | INTERNAL VERTICLE                 | CURRENT | 41B35-133D-01            | 1306140 THRU CURRENT |
| MT66    | LAMP ASSY.  | INTERNAL HORIZONTAL               |         | 43A32-122D               | 1306140 THRU CURRENT |
| MT66    | LAMP ASSY.  | SIGN - EXTERIOR                   |         | 50B31-035C               | 1306140 THRU CURRENT |
| MT66    | LAMP ASSY.  | SIGN - EXTERIOR                   | CURRENT | 50B31-080D-01            | 1306140 THRU CURRENT |
| MT72    | LAMP ASSY.  | INTERNAL VERTICLE                 |         | 41B35-129C-01            | 1306140 THRU CURRENT |
| MT72    | LAMP ASSY.  | INTERNAL VERTICLE                 | CURRENT | 41B35-133D-01            | 1306140 THRU CURRENT |
| MT72    | LAMP ASSY.  | INTERNAL HORIZONTAL               |         | 43A32-122D               | 1306140 THRU CURRENT |
| MT72    | LAMP ASSY.  | SIGN - EXTERIOR                   |         | 50B31-035C               | 1306140 THRU CURRENT |
| MT72    | LAMP ASSY.  | SIGN - EXTERIOR                   | CURRENT | 50B31-080D-01            | 1306140 THRU CURRENT |
| SLM48   | LAMP ASSY.  | INTERNAL HORIZONTAL               |         | 43A32-144D               | 1306140 THRU CURRENT |
| SLM48   | LAMP ASSY.  | INTERNAL HORIZONTAL               | CURRENT | 43A32-280D-01            | 1306140 THRU CURRENT |
| SLM48   | LAMP ASSY.  | SIGN - EXTERIOR                   |         | 50B31-048C               | 1306140 THRU CURRENT |
| SLM48   | LAMP ASSY.  | SIGN - EXTERIOR                   | CURRENT | 50B31-084C-01            | 1306140 THRU CURRENT |
| UR20    | LAMP ASSY.  | INTERNAL                          |         | 27B05-011C               | 1300860 THRU CURRENT |
| UR30    | LAMP ASSY.  | INTERNAL                          |         | 27B05-088C-01            | 3441092 THRU CURRENT |
| BZ13    | LAMP HOLDER | FOR T-8 LAMP                      |         | <a href="#">503-235B</a> | 6053662 THRU CURRENT |
| BZ16    | LAMP HOLDER | LAMP CHANNEL                      |         | <a href="#">503-206A</a> | 4500000 THRU CURRENT |
| BZ16    | LAMP HOLDER | LAMP CHANNEL- CURRENT             |         | <a href="#">503-235B</a> | 6053662 THRU CURRENT |
| BZ16    | LAMP HOLDER | SEE LAMPCHANNEL REPLACEMENT       |         | 63C32-093A               | 4500000 THRU CURRENT |
| EZA84   | LAMP HOLDER | LEFT & RIGHT 1-1/4" FOR T-8 LAMP  |         | 503-218A                 | 3441092 THRU CURRENT |
| MM14    | LAMP HOLDER | SIGN LIGHT - 1-1/4" FOR T-12 LAMP |         | <a href="#">503-064A</a> | 1300860 THRU CURRENT |
| MM27    | LAMP HOLDER | SIGN LIGHT - 1-1/4" FOR T-12 LAMP |         | <a href="#">503-064A</a> | 1300860 THRU CURRENT |
| MM27    | LAMP HOLDER | INTERNAL F40SP65RS                |         | <a href="#">503-064A</a> | 1300860 THRU CURRENT |
| MM27    | LAMP HOLDER | INTERNAL F32T8/SP65               |         | <a href="#">503-235B</a> | 6053662 THRU CURRENT |
| MT10    | LAMP HOLDER | F15T12                            |         | <a href="#">503-064A</a> | 1300860 THRU CURRENT |
| MT10    | LAMP HOLDER | INTERNAL - LOCKING FOR T-8 LAMP   |         | <a href="#">503-235B</a> | 6053662 THRU CURRENT |
| MT12    | LAMP HOLDER | F15T12                            |         | <a href="#">503-064A</a> | 1300860 THRU CURRENT |
| MT12    | LAMP HOLDER | INTERNAL - LOCKING FOR T-8 LAMP   |         | <a href="#">503-235B</a> | 6053662 THRU CURRENT |
| MT14    | LAMP HOLDER | F15T12                            |         | <a href="#">503-064A</a> | 1300860 THRU CURRENT |
| MT14    | LAMP HOLDER | INTERNAL - LOCKING FOR T-8 LAMP   |         | <a href="#">503-235B</a> | 6053662 THRU CURRENT |
| MT15    | LAMP HOLDER | INTERNAL - 1-1/4" FOR T-12 LAMP   |         | <a href="#">503-064A</a> | UP TO 1300860        |
| MT15    | LAMP HOLDER | INTERNAL - LOCKING FOR T-8 LAMP   |         | <a href="#">503-235B</a> | 6053662 THRU CURRENT |
| MT15-54 | LAMP HOLDER | INTERNAL - 1-1/4" FOR T-12 LAMP   |         | <a href="#">503-064A</a> | UP TO 1300860        |
| MT15-54 | LAMP HOLDER | INTERNAL - LOCKING FOR T-8 LAMP   |         | <a href="#">503-235B</a> | 6053662 THRU CURRENT |
| MT17    | LAMP HOLDER | INTERNAL - 1-1/4" FOR T-12 LAMP   |         | <a href="#">503-064A</a> | UP TO 1300860        |
| MT17    | LAMP HOLDER | INTERNAL - LOCKING FOR T-8 LAMP   |         | <a href="#">503-235B</a> | 6053662 THRU CURRENT |
| MT17-54 | LAMP HOLDER | INTERNAL - 1-1/4" FOR T-12 LAMP   |         | <a href="#">503-064A</a> | UP TO 1300860        |
| MT17-54 | LAMP HOLDER | INTERNAL - LOCKING FOR T-8 LAMP   |         | <a href="#">503-235B</a> | 6053662 THRU CURRENT |
| MT18    | LAMP HOLDER | INTERNAL - 1-1/4" FOR T-12 LAMP   |         | <a href="#">503-064A</a> | 1300860 THRU CURRENT |
| MT19    | LAMP HOLDER | INTERNAL - 1-1/4" FOR T-12 LAMP   |         | <a href="#">503-064A</a> | UP TO 1300860        |
| MT19    | LAMP HOLDER | SIGN LIGHT - 1-1/4" FOR T-12 LAMP |         | <a href="#">503-064A</a> | 1300860 THRU CURRENT |
| MT19    | LAMP HOLDER | INTERNAL - LOCKING FOR T-8 LAMP   |         | <a href="#">503-235B</a> | 6053662 THRU CURRENT |
| MT19-54 | LAMP HOLDER | INTERNAL - 1-1/4" FOR T-12 LAMP   |         | <a href="#">503-064A</a> | UP TO 1300860        |
| MT19-54 | LAMP HOLDER | INTERNAL - LOCKING FOR T-8 LAMP   |         | <a href="#">503-235B</a> | 6053662 THRU CURRENT |
| MT20    | LAMP HOLDER | SIGN LIGHT - 1-1/4" FOR F25T12    |         | <a href="#">503-064A</a> | 1300860 THRU CURRENT |
| MT20-54 | LAMP HOLDER | INTERNAL - 1-1/4" FOR T-12 LAMP   |         | <a href="#">503-064A</a> | UP TO 1300860        |
| MT20-54 | LAMP HOLDER | INTERNAL - LOCKING FOR T-8 LAMP   |         | <a href="#">503-235B</a> | 6053662 THRU CURRENT |
| MT21    | LAMP HOLDER | SIGN LIGHT - 1-1/4" FOR F25T12    |         | <a href="#">503-064A</a> | 1300860 THRU CURRENT |



## ACCESSORIES

|       |               |                                       |             |                      |
|-------|---------------|---------------------------------------|-------------|----------------------|
| MT21  | LAMP HOLDER   | LEFT HAND W/YELLOW WIRE FOR T-12 LAMP | 503-139A    | 1300860 THRU CURRENT |
| MT21  | LAMP HOLDER   | RIGHT HAND W/BLUE WIRE FOR T-12 LAMP  | 503-140A    | 1300860 THRU CURRENT |
| MT22  | LAMP HOLDER   | FOR T-8 LAMP-LH YELLOW WIRE           | 503-139A    | 1300860 THRU CURRENT |
| MT22  | LAMP HOLDER   | FOR T-8 LAMP-RH                       | 503-148A    | 1300860 THRU CURRENT |
| MT23  | LAMP HOLDER   | SIGN LIGHT - 1-1/4" FOR T-8 LAMP      | 503-064A    | 1300860 THRU CURRENT |
| MT23  | LAMP HOLDER   | INTERIOR LIGHT-F32T8                  | 503-218A    | JAN 99 THRU 6053662  |
| MT23  | LAMP HOLDER   | INTERIOR LIGHT-T8 CURRENT ELECTRONIC  | 503-235B    | 6053662 THRU CURRENT |
| MT27  | LAMP HOLDER   | SIGN LIGHT - 1-1/4" FOR F20T12        | 503-064A    | 1300860 THRU CURRENT |
| MT27  | LAMP HOLDER   | LEFT HAND W/YELLOW WIRE FOR T-12 LAMP | 503-139A    | 1300860 THRU CURRENT |
| MT27  | LAMP HOLDER   | RIGHT HAND W/BLUE WIRE FOR T-12 LAMP  | 503-140A    | 1300860 THRU CURRENT |
| MT27  | LAMP HOLDER   | SIGN LIGHT CURRENT                    | 503-235B    | 6053662 THRU CURRENT |
| MT27  | LAMP HOLDER   | INTERIOR LIGHT VERTICLE-T-8 CURRENT   | 503-235B    | 6053662 THRU CURRENT |
| MT33  | LAMP HOLDER   | LEFT HAND W/YELLOW WIRE FOR T-12 LAMP | 503-139A    | 1300860 THRU CURRENT |
| MT33  | LAMP HOLDER   | RIGHT HAND W/BLUE WIRE FOR T-12 LAMP  | 503-140A    | 1300860 THRU CURRENT |
| MT33  | LAMP HOLDER   | SIGN LIGHT - 1-1/4" FOR T-8 LAMP      | 503-235B    | 6053662 THRU CURRENT |
| MT33  | LAMP HOLDER   | SIGN LIGHT - 1-1/4" FOR T-12          | 503-064A    | 1300860 THRU CURRENT |
| MT35  | LAMP HOLDER   | SIGN LIGHT - 1-1/4" FOR T-12 LAMP     | 503-064A    | 1300860 THRU CURRENT |
| MT35  | LAMP HOLDER   | LEFT HAND W/YELLOW WIRE FOR T-12 LAMP | 503-139A    | 1300860 THRU CURRENT |
| MT35  | LAMP HOLDER   | RIGHT HAND W/BLUE WIRE FOR T-12 LAMP  | 503-140A    | 1300860 THRU CURRENT |
| MT35  | LAMP HOLDER   | SIGN LIGHT - 1-1/4" FOR T-8 LAMP      | 503-235B    | 6053662 THRU CURRENT |
| MT38  | LAMP HOLDER   | SIGN LIGHT - 1-1/4" FOR T-12 LAMP     | 503-064A    | 1300860 THRU CURRENT |
| MT38  | LAMP HOLDER   | LEFT HAND W/YELLOW WIRE FOR T-12 LAMP | 503-139A    | 1300860 THRU CURRENT |
| MT38  | LAMP HOLDER   | RIGHT HAND W/BLUE WIRE FOR T-12 LAMP  | 503-140A    | 1300860 THRU CURRENT |
| MT38  | LAMP HOLDER   | SIGN LIGHT - 1-1/4" FOR T-8 LAMP      | 503-235B    | 6053662 THRU CURRENT |
| MT45  | LAMP HOLDER   | SIGN LIGHT - 1-1/4" FOR T-12 LAMP     | 503-064A    | 1300860 THRU CURRENT |
| MT45  | LAMP HOLDER   | LEFT HAND W/YELLOW WIRE FOR T-12 LAMP | 503-139A    | 1300860 THRU CURRENT |
| MT45  | LAMP HOLDER   | RIGHT HAND W/BLUE WIRE FOR T-12 LAMP  | 503-140A    | 1300860 THRU CURRENT |
| MT45  | LAMP HOLDER   | SIGN LIGHT - 1-1/4" FOR T-8 LAMP      | 503-235B    | 6053662 THRU CURRENT |
| MT49  | LAMP HOLDER   | SIGN LIGHT - 1-1/4" FOR T-12 LAMP     | 503-064A    | 1300860 THRU CURRENT |
| MT49  | LAMP HOLDER   | LEFT HAND W/YELLOW WIRE FOR T-12 LAMP | 503-139A    | 1300860 THRU CURRENT |
| MT49  | LAMP HOLDER   | RIGHT HAND W/BLUE WIRE FOR T-12 LAMP  | 503-140A    | 1300860 THRU CURRENT |
| MT49  | LAMP HOLDER   | SIGN LIGHT - 1-1/4" FOR T-8 LAMP      | 503-235B    | 6053662 THRU CURRENT |
| MT66  | LAMP HOLDER   | SIGN LIGHT - 1-1/4" FOR T-12 LAMP     | 503-064A    | 1300860 THRU CURRENT |
| MT66  | LAMP HOLDER   | LEFT HAND W/YELLOW WIRE FOR T-12 LAMP | 503-139A    | 1300860 THRU CURRENT |
| MT66  | LAMP HOLDER   | RIGHT HAND W/BLUE WIRE FOR T-12 LAMP  | 503-140A    | 1300860 THRU CURRENT |
| MT66  | LAMP HOLDER   | SIGN LIGHT - 1-1/4" FOR T-8 LAMP      | 503-235B    | 6053662 THRU CURRENT |
| MT66  | LAMP HOLDER   | INTERIOR LIGHT VERTICLE-T-8 CURRENT   | 503-235B    | 6053662 THRU CURRENT |
| MT72  | LAMP HOLDER   | SIGN LIGHT - 1-1/4" FOR T-12 LAMP     | 503-064A    | 1300860 THRU CURRENT |
| MT72  | LAMP HOLDER   | LEFT HAND W/YELLOW WIRE FOR T-12 LAMP | 503-139A    | 1300860 THRU CURRENT |
| MT72  | LAMP HOLDER   | RIGHT HAND W/BLUE WIRE FOR T-12 LAMP  | 503-140A    | 1300860 THRU CURRENT |
| MT72  | LAMP HOLDER   | INTERIOR LIGHT VERTICLE-T-8 CURRENT   | 503-235B    | 6053662 THRU CURRENT |
| SLM48 | LAMP HOLDER   | SIGN LIGHT - 1-1/4" FOR T-12 LAMP     | 503-064A    | 1300860 THRU CURRENT |
| SLM48 | LAMP HOLDER   | SIGN LIGHT - 1-1/4" FOR T-8 LAMP      | 503-235B    | 6053662 THRU CURRENT |
| SLM48 | LAMP HOLDER   | INTERIOR LIGHT HORIZONTAL T-8         | 503-235B    | 6053662 THRU CURRENT |
| UC85  | LAMP HOLDER   | LEFT & RIGHT 1-1/4"                   | 503-241B    | 3441092 THRU CURRENT |
| UR20  | LAMP HOLDER   | LEFT & RIGHT FOR T-12 LAMP            | 503-064A    | 1300860 THRU CURRENT |
| UR30  | LAMP HOLDER   | LEFT HAND FOR T-8 LAMP                | 503-180B-01 | 3441092 THRU CURRENT |
| MT10  | LAMP RETAINER | METAL CLIP                            | 401-453A    | 1300860 THRU CURRENT |
| MT12  | LAMP RETAINER | METAL CLIP                            | 401-453A    | 1300860 THRU CURRENT |
| MT14  | LAMP RETAINER | METAL CLIP                            | 401-453A    | 1300860 THRU CURRENT |
| MT15  | LAMP RETAINER | METAL CLIP                            | 401-453A    | 1300860 THRU CURRENT |
| MT17  | LAMP RETAINER | METAL CLIP                            | 401-453A    | 1300860 THRU CURRENT |
| MT18  | LAMP RETAINER | METAL CLIP                            | 401-453A    | 1300860 THRU CURRENT |
| MT19  | LAMP RETAINER | METAL CLIP                            | 401-453A    | 1300860 THRU CURRENT |
| MT20  | LAMP RETAINER | METAL CLIP                            | 401-453A    | 1300860 THRU CURRENT |
| MT21  | LAMP RETAINER | METAL CLIP                            | 401-453A    | 1300860 THRU CURRENT |
| MT22  | LAMP RETAINER | METAL CLIP                            | 401-453A    | 1300860 THRU CURRENT |
| MT23  | LAMP RETAINER | METAL CLIP                            | 401-453A    | 1300860 THRU CURRENT |



## ACCESSORIES

|       |                |                                |             |                      |
|-------|----------------|--------------------------------|-------------|----------------------|
| MT27  | LAMP RETAINER  | METAL CLIP                     | 401-453A    | 1300860 THRU CURRENT |
| MT33  | LAMP RETAINER  | METAL CLIP                     | 401-453A    | 1300860 THRU CURRENT |
| MT35  | LAMP RETAINER  | METAL CLIP                     | 401-453A    | 1300860 THRU CURRENT |
| MT38  | LAMP RETAINER  | METAL CLIP                     | 401-453A    | 1300860 THRU CURRENT |
| MT45  | LAMP RETAINER  | METAL CLIP                     | 401-453A    | 1300860 THRU CURRENT |
| MT49  | LAMP RETAINER  | METAL CLIP                     | 401-453A    | 1300860 THRU CURRENT |
| MT66  | LAMP RETAINER  | METAL CLIP                     | 401-453A    | 1300860 THRU CURRENT |
| MT72  | LAMP RETAINER  | METAL CLIP                     | 401-453A    | 1300860 THRU CURRENT |
| SLM48 | LAMP RETAINER  | METAL CLIP                     | 401-453A    | 1300860 THRU CURRENT |
| BZ13  | LAMP SHIELD    | SHIELD ONLY                    | 713-117C-01 | 4500000 THRU CURRENT |
| BZ16  | LAMP SHIELD    | SHIELD ONLY                    | 713-056C-01 | 4500000 THRU CURRENT |
| EZA84 | LAMP SHIELD    | SHIELD ONLY                    | 713-056C-03 | 4500000 THRU CURRENT |
| UR20  | LAMP SHIELD    | W/ END CAPS                    | 703-682A    | 1300860 THRU CURRENT |
| UR30  | LAMP SHIELD    | SHIELD ONLY                    | 713-001C-02 | 3441092 THRU CURRENT |
| MM14  | LAMP SHIELD    | SHIELD ONLY                    | 713-072C-01 | 1300860 THRU CURRENT |
| MM27  | LAMP SHIELD    | SHIELD ONLY                    | 703-793A    | 1300860 THRU CURRENT |
| MT 18 | LAMP SHIELD    | W/ END CAPS                    | 703-275A    | 1300860 THRU CURRENT |
| MT10  | LAMP SHIELD    | SHIELD ONLY                    | 713-062C-04 | 1300860 THRU CURRENT |
| MT12  | LAMP SHIELD    | SHIELD ONLY                    | 703-914A    | 1300860 THRU CURRENT |
| MT14  | LAMP SHIELD    | SHIELD ONLY                    | 703-914A    | 1300860 THRU CURRENT |
| MT15  | LAMP SHIELD    | SHIELD ONLY                    | 703-575A    | 1300860 THRU CURRENT |
| MT17  | LAMP SHIELD    | SHIELD ONLY                    | 703-575A    | 1300860 THRU CURRENT |
| MT19  | LAMP SHIELD    | SHIELD ONLY                    | 713-062C-04 | 1300860 THRU CURRENT |
| MT20  | LAMP SHIELD    | SHIELD ONLY                    | 703-575A    | 1300860 THRU CURRENT |
| MT21  | LAMP SHIELD    | SHIELD ONLY                    | 703-793A    | 1300860 THRU CURRENT |
| MT22  | LAMP SHIELD    | SHIELD ONLY                    | 703-980A    | 1300860 THRU CURRENT |
| MT23  | LAMP SHIELD    | SHIELD ONLY                    | 713-062C-03 | 1300860 THRU CURRENT |
| MT27  | LAMP SHIELD    | SHIELD ONLY                    | 703-793A    | 1300860 THRU CURRENT |
| MT33  | LAMP SHIELD    | SHIELD ONLY                    | 703-794A    | 1300860 THRU CURRENT |
| MT35  | LAMP SHIELD    | SHIELD ONLY                    | 703-793A    | 1300860 THRU CURRENT |
| MT38  | LAMP SHIELD    | SHIELD ONLY                    | 703-793A    | 1300860 THRU CURRENT |
| MT45  | LAMP SHIELD    | SHIELD ONLY                    | 703-795A    | 1300860 THRU CURRENT |
| MT49  | LAMP SHIELD    | SHIELD ONLY                    | 703-795A    | 1300860 THRU CURRENT |
| MT66  | LAMP SHIELD    | SHIELD ONLY                    | 703-794A    | 1300860 THRU CURRENT |
| MT72  | LAMP SHIELD    | SHIELD ONLY                    | 703-794A    | 1300860 THRU CURRENT |
| SLM48 | LAMP SHIELD    | SHIELD ONLY                    | 703-793A    | 1300860 THRU CURRENT |
| BZ13  | LAMP -VERTICAL | 17WATT F17T8                   | 503-228B-02 | 4500000 THRU CURRENT |
| BZ16  | LAMP -VERTICAL | 17WATT F17T8                   | 503-229B-02 | 4500000 THRU CURRENT |
| MM14  | LAMP -VERTICAL | F30T12/D                       | 503-052A--  | 1300860 THRU CURRENT |
| MM27  | LAMP -VERTICAL | 32WATT F32T8                   | 503-203A--  | 1300860 THRU CURRENT |
| MT23  | LAMP -VERTICAL | 32WATT F32T8                   | 503-203A--  | 1300860 THRU CURRENT |
| MT27  | LAMP -VERTICAL | 32WATT F32T8                   | 503-203A--  | 1300860 THRU CURRENT |
| MT33  | LAMP -VERTICAL | 32WATT F32T8                   | 503-203A--  | 1300860 THRU CURRENT |
| MT35  | LAMP -VERTICAL | 32WATT F32T8                   | 503-203A--  | 1300860 THRU CURRENT |
| MT38  | LAMP -VERTICAL | 32WATT F32T8                   | 503-203A--  | 1300860 THRU CURRENT |
| MT45  | LAMP -VERTICAL | 32WATT F32T8                   | 503-203A--  | 1300860 THRU CURRENT |
| MT49  | LAMP -VERTICAL | 32WATT F32T8                   | 503-203A--  | 1300860 THRU CURRENT |
| MT66  | LAMP -VERTICAL | 25WATT F25T8                   | 503-229B-02 | 1300860 THRU CURRENT |
| MT72  | LAMP -VERTICAL | 25WATT F25T8                   | 503-229B-02 | 1300860 THRU CURRENT |
| MT21  | LEG            | 6" ADJUSTABLE, SET OF FOUR     | 59B36-011A  | 3133015 THRU CURRENT |
| MT27  | LEG            | 6" ADJUSTABLE, SET OF FOUR     | 59B36-011A  | 3133015 THRU CURRENT |
| MT33  | LEG            | 6" ADJUSTABLE, SET OF FOUR     | 59B36-011A  | 3133015 THRU CURRENT |
| MT35  | LEG            | 6" ADJUSTABLE, SET OF FOUR     | 59B36-011A  | 3133015 THRU CURRENT |
| MT38  | LEG            | 6" ADJUSTABLE, SET OF FOUR     | 59B36-011A  | 3133015 THRU CURRENT |
| MT45  | LEG            | 6" ADJUSTABLE, SET OF FOUR     | 59B36-011A  | 3133015 THRU CURRENT |
| MT49  | LEG            | 6" ADJUSTABLE, SET OF FOUR     | 59B36-011A  | 3133015 THRU CURRENT |
| EZA84 | LEG - LEVELER  | 1/2 " STUD 13 THREADS PER INCH | 401-457A    | 3441092 THRU CURRENT |
| MM 27 | LEG - LEVELER  | 1/2 " STUD 13 THREADS PER INCH | 401-670A    | 1306140 THRU CURRENT |

## ACCESSORIES

|       |                  |                                       |               |                      |
|-------|------------------|---------------------------------------|---------------|----------------------|
| MM14  | LEG - LEVELER    | 1/2 " STUD 13 THREADS PER INCH        | 401-670A      | 1306140 THRU CURRENT |
| MT10  | LEG - LEVELER    | 1/2 " STUD 13 THREADS PER INCH        | 401-457A      | 3133015 THRU CURRENT |
| MT10  | LEG - LEVELER    | 1/2 " STUD 13 THREADS PER INCH        | 401-670A      | 1306140 THRU CURRENT |
| MT12  | LEG - LEVELER    | 1/2 " STUD 13 THREADS PER INCH        | 401-457A      | 3133015 THRU CURRENT |
| MT12  | LEG - LEVELER    | 1/2 " STUD 13 THREADS PER INCH        | 401-670A      | 1306140 THRU CURRENT |
| MT14  | LEG - LEVELER    | 1/2 " STUD 13 THREADS PER INCH        | 401-457A      | 3133015 THRU CURRENT |
| MT14  | LEG - LEVELER    | 1/2 " STUD 13 THREADS PER INCH        | 401-670A      | 1306140 THRU CURRENT |
| MT15  | LEG - LEVELER    | 1/2 " STUD 13 THREADS PER INCH        | 401-457A      | 3133015 THRU CURRENT |
| MT15  | LEG - LEVELER    | 1/2 " STUD 13 THREADS PER INCH        | 401-670A      | 1306140 THRU CURRENT |
| MT17  | LEG - LEVELER    | 1/2 " STUD 13 THREADS PER INCH        | 401-457A      | 3133015 THRU CURRENT |
| MT17  | LEG - LEVELER    | 1/2 " STUD 13 THREADS PER INCH        | 401-670A      | 1306140 THRU CURRENT |
| MT18  | LEG - LEVELER    | 1/2 " STUD 13 THREADS PER INCH        | 401-457A      | 3133015 THRU CURRENT |
| MT18  | LEG - LEVELER    | 1/2 " STUD 13 THREADS PER INCH        | 401-670A      | 1306140 THRU CURRENT |
| MT19  | LEG - LEVELER    | 1/2 " STUD 13 THREADS PER INCH        | 401-457A      | 3133015 THRU CURRENT |
| MT19  | LEG - LEVELER    | 1/2 " STUD 13 THREADS PER INCH        | 401-670A      | 1306140 THRU CURRENT |
| MT20  | LEG - LEVELER    | 1/2 " STUD 13 THREADS PER INCH        | 401-670A      | 1306140 THRU CURRENT |
| MT21  | LEG - LEVELER    | 1/2 " STUD 13 THREADS PER INCH        | 401-670A      | 1306140 THRU CURRENT |
| MT22  | LEG - LEVELER    | 1/2 " STUD 13 THREADS PER INCH        | 401-670A      | 1306140 THRU CURRENT |
| MT23  | LEG - LEVELER    | 1/2 " STUD 13 THREADS PER INCH        | 401-670A      | 1306140 THRU CURRENT |
| MT27  | LEG - LEVELER    | 1/2 " STUD 13 THREADS PER INCH        | 401-457A      | 3133015 THRU CURRENT |
| MT27  | LEG - LEVELER    | 1/2 " STUD 13 THREADS PER INCH        | 401-670A      | 1306140 THRU CURRENT |
| MT33  | LEG - LEVELER    | 1/2 " STUD 13 THREADS PER INCH        | 401-457A      | 3133015 THRU CURRENT |
| MT33  | LEG - LEVELER    | 1/2 " STUD 13 THREADS PER INCH        | 401-670A      | 1306140 THRU CURRENT |
| MT35  | LEG - LEVELER    | 1/2 " STUD 13 THREADS PER INCH        | 401-457A      | 3133015 THRU CURRENT |
| MT35  | LEG - LEVELER    | 1/2 " STUD 13 THREADS PER INCH        | 401-670A      | 1306140 THRU CURRENT |
| MT38  | LEG - LEVELER    | 1/2 " STUD 13 THREADS PER INCH        | 401-457A      | 3133015 THRU CURRENT |
| MT38  | LEG - LEVELER    | 1/2 " STUD 13 THREADS PER INCH        | 401-670A      | 1306140 THRU CURRENT |
| MT45  | LEG - LEVELER    | 1/2 " STUD 13 THREADS PER INCH        | 401-457A      | 3133015 THRU CURRENT |
| MT45  | LEG - LEVELER    | 1/2 " STUD 13 THREADS PER INCH        | 401-670A      | 1306140 THRU CURRENT |
| MT49  | LEG - LEVELER    | 1/2 " STUD 13 THREADS PER INCH        | 401-457A      | 3133015 THRU CURRENT |
| MT49  | LEG - LEVELER    | 1/2 " STUD 13 THREADS PER INCH        | 401-670A      | 1306140 THRU CURRENT |
| MT66  | LEG - LEVELER    | 1/2 " STUD 13 THREADS PER INCH        | 401-457A      | 3133015 THRU CURRENT |
| MT66  | LEG - LEVELER    | 1/2 " STUD 13 THREADS PER INCH        | 401-670A      | 1306140 THRU CURRENT |
| MT72  | LEG - LEVELER    | 1/2 " STUD 13 THREADS PER INCH        | 401-457A      | 3133015 THRU CURRENT |
| MT72  | LEG - LEVELER    | 1/2 " STUD 13 THREADS PER INCH        | 401-670A      | 1306140 THRU CURRENT |
| SLM48 | LEG - LEVELER    | 1/2 " STUD 13 THREADS PER INCH        | 401-670A      | 1306140 THRU CURRENT |
| UC85  | LEG - LEVELER    | UC0309155                             | 401-706B      | 3441092 THRU CURRENT |
| UR20  | LEG - LEVELER    | 5/16" STUD 18 THREADS PER INCH        | 401-481A      | 1306140 THRU CURRENT |
| UR30  | LEVELER          | 5/16" STUD 18 THREADS PER INCH        | 401-481A      | 1306140 THRU CURRENT |
| EZA84 | LID              | SLIDE ,RIGHT 18.68 X 12.21            | 02B33-066D-01 | 3441092 THRU CURRENT |
| EZA84 | LID              | SLIDE ,LEFT 18.68 X 12.21             | 02B33-067D-01 | 3441092 THRU CURRENT |
| BZ16  | LIGHTING UPGRADE | KIT IL-2006A                          | 63C32-093A    | 4500000 TO 5856840   |
| SMM10 | METAL- BODY      | BOTTOM-INNER                          | 401-712B-01   | 6559212 THRU CURRENT |
| BZ13  | MOTOR            | CONDENSER 25 WATT                     | 501-053B      | 4500000 TO 5856840   |
| BZ16  | MOTOR            | CONDENSER 25 WATT                     | 501-053B      | 4500000 TO 5856840   |
| BZ16  | MOTOR            | CONDENSER 25WATT 230V/60HZ            | 501-058B      | 4500000 TO 5856840   |
| BZ16  | MOTOR            | EVAPORATOR 220V/50HZ                  | 501-150B      | 4500000 TO 5856840   |
| EZA84 | MOTOR            | CONDENSER 5 WATT                      | 501-019B      | 3133015 THRU CURRENT |
| MM14  | MOTOR            | CONDENSER FAN 9 WATTS 115V-60HZ       | 501-148B      | 4303135 THRU CURRENT |
| MM27  | MOTOR            | CONDENSER FAN 9 WATTS 115V-60HZ       | 501-148B      | 4303135 THRU CURRENT |
| MT10  | MOTOR            | CONDENSER FAN 9 WATTS 115V-60HZ       | 501-148B      | 4303135 THRU CURRENT |
| MT10  | MOTOR            | CONDENSER FAN 16W BARE TUBE CONDENSER | 501-158B-01   | 6369826 THRU CURRENT |
| MT10  | MOTOR            | CONDENSER FAN 9 WATT 230V/50HZ        | 501-042B      | 3133015 THRU CURRENT |
| MT10  | MOTOR            | EVAPORATOR FAN 220V/50HZ              | 501-087B      | 3133015 THRU CURRENT |
| MT12  | MOTOR            | CONDENSER FAN 16W BARE TUBE CONDENSER | 501-158B-01   | 6369826 THRU CURRENT |
| MT12  | MOTOR            | CONDENSER FAN 9 WATTS 115V-60HZ       | 501-148B      | 4303135 THRU CURRENT |
| MT14  | MOTOR            | EVAPORATOR FAN 220V/50HZ              | 501-087B      | 3133015 THRU CURRENT |
| MT14  | MOTOR            | CONDENSER FAN 9 WATTS 115V-60HZ       | 501-148B      | 4303135 THRU CURRENT |

**ACCESSORIES**

|         |       |                                  |             |                      |
|---------|-------|----------------------------------|-------------|----------------------|
| MT14    | MOTOR | CONDENSER FAN 9 WATT 230V/50HZ   | 501-149B    | 3133015 THRU CURRENT |
| MT15    | MOTOR | CONDENSER FAN 5 WATT 230V/60HZ   | 501-055B    | 3133015 THRU CURRENT |
| MT15    | MOTOR | CONDENSER FAN 5 WATT 230V/50HZ   | 501-055B    | 3133015 THRU CURRENT |
| MT15    | MOTOR | EVAPORATOR FAN 220V/50HZ         | 501-087B    | 3133015 THRU CURRENT |
| MT15    | MOTOR | EVAPORATOR FAN 230/60HZ          | 503-088B    | 3133015 THRU CURRENT |
| MT15    | MOTOR | CONDENSER FAN 5 WATTS 115V-60HZ  | 501-019B    | 4303135 THRU CURRENT |
| MT15-54 | MOTOR | CONDENSER FAN 5 WATTS 115V-60HZ  | 501-019B    | 4303135 THRU CURRENT |
| MT17    | MOTOR | CONDENSER FAN 5 WATTS 115V-60HZ  | 501-019B    | 4303135 THRU CURRENT |
| MT17    | MOTOR | CONDENSER 5 WATT 230V/60HZ       | 501-055B    | 3133015 THRU CURRENT |
| MT17    | MOTOR | CONDENSER 5 WATT 230V/50HZ       | 501-055B    | 3133015 THRU CURRENT |
| MT17    | MOTOR | EVAPORATOR 220V/50HZ             | 501-087B    | 3133015 THRU CURRENT |
| MT17    | MOTOR | EVAPORATOR 230/60HZ              | 503-088B    | 3133015 THRU CURRENT |
| MT17-54 | MOTOR | CONDENSER FAN 5 WATTS 115V-60HZ  | 501-019B    | 4303135 THRU CURRENT |
| MT18    | MOTOR | CONDENSER FAN 9 WATTS 115V-60HZ  | 501-148B    | 4303135 THRU CURRENT |
| MT19    | MOTOR | EVAPORATOR 220V/50HZ             | 501-087B    | 3133015 THRU CURRENT |
| MT19    | MOTOR | CONDENSER 9 WATT 230V/50HZ       | 501-149B    | 3133015 THRU CURRENT |
| MT19    | MOTOR | CONDENSER FAN 5 WATTS 115V-60HZ  | 501-019B    | 4303135 THRU CURRENT |
| MT19-54 | MOTOR | CONDENSER FAN 5 WATTS 115V-60HZ  | 501-019B    | 4303135 THRU CURRENT |
| MT20-54 | MOTOR | CONDENSER FAN 9 WATTS 115V-60HZ  | 501-148B    | 4303135 THRU CURRENT |
| MT21    | MOTOR | CONDENSER FAN 9 WATTS 115V-60HZ  | 501-148B    | 4303135 THRU CURRENT |
| MT21    | MOTOR | CONDENSER 9 WATT 230V/60HZ       | 501-149B    | 3133015 THRU CURRENT |
| MT21    | MOTOR | EVAPORATOR 230/60HZ              | 503-088B    | 3133015 THRU CURRENT |
| MT22    | MOTOR | CONDENSER FAN 9 WATTS 115V-60HZ  | 501-148B    | 4303135 THRU CURRENT |
| MT23    | MOTOR | CONDENSER 9 WATT 230V/50HZ       | 501-042B    | 3133015 THRU CURRENT |
| MT23    | MOTOR | EVAPORATOR 220V/50HZ             | 501-087B    | 3133015 THRU CURRENT |
| MT23    | MOTOR | CONDENSER FAN 9 WATTS 115V-60HZ  | 501-148B    | 4303135 THRU CURRENT |
| MT27    | MOTOR | CONDENSER FAN 16W FOR BARE TUBE  | 501-158B-01 | 6369826 THRU CURRENT |
| MT27    | MOTOR | CONDENSER FAN 9 WATT 208V/60HZ   | 501-043B    | 3133015 THRU CURRENT |
| MT27    | MOTOR | CONDENSER FAN 9 WATTS 115V-60HZ  | 501-148B    | 4303135 THRU CURRENT |
| MT27    | MOTOR | EVAPORATOR 230/60HZ              | 503-088B    | 3133015 THRU CURRENT |
| MT33    | MOTOR | EVAPORATOR 220V/50HZ             | 501-087B    | 3133015 THRU CURRENT |
| MT33    | MOTOR | CONDENSER FAN 9 WATTS 115V-60HZ  | 501-148B    | 4303135 THRU CURRENT |
| MT33    | MOTOR | CONDENSER 9 WATT 230V/60HZ       | 501-149B    | 3133015 THRU CURRENT |
| MT33    | MOTOR | EVAPORATOR 230/60HZ              | 503-088B    | 3133015 THRU CURRENT |
| MT35    | MOTOR | CONDENSER 9 WATT 230V/50HZ       | 501-042B    | 3133015 THRU CURRENT |
| MT35    | MOTOR | EVAPORATOR 220V/50HZ             | 501-087B    | 3133015 THRU CURRENT |
| MT35    | MOTOR | CONDENSER FAN 9 WATTS 115V-60HZ  | 501-148B    | 4303135 THRU CURRENT |
| MT38    | MOTOR | EVAPORATOR 220V/50HZ             | 501-087B    | 3133015 THRU CURRENT |
| MT38    | MOTOR | CONDENSER FAN 9 WATTS 115V-60HZ  | 501-148B    | 4303135 THRU CURRENT |
| MT38    | MOTOR | CONDENSER 9 WATT 230V/60HZ       | 501-149B    | 3133015 THRU CURRENT |
| MT38    | MOTOR | EVAPORATOR 230/60HZ              | 503-088B    | 3133015 THRU CURRENT |
| MT45    | MOTOR | EVAPORATOR 220V/50HZ             | 501-087B    | 3133015 THRU CURRENT |
| MT45    | MOTOR | CONDENSER FAN 9 WATTS 115V-60HZ  | 501-148B    | 4303135 THRU CURRENT |
| MT45    | MOTOR | CONDENSER 9 WATT 230V/60HZ       | 501-149B    | 3133015 THRU CURRENT |
| MT45    | MOTOR | EVAPORATOR 230/60HZ              | 503-088B    | 3133015 THRU CURRENT |
| MT49    | MOTOR | EVAPORATOR 220V/50HZ             | 501-087B    | 3133015 THRU CURRENT |
| MT49    | MOTOR | CONDENSER FAN 9 WATTS 115V-60HZ  | 501-148B    | 4303135 THRU CURRENT |
| MT49    | MOTOR | CONDENSER 9 WATT 230V/60HZ       | 501-149B    | 3133015 THRU CURRENT |
| MT49    | MOTOR | EVAPORATOR 230/60HZ              | 503-088B    | 3133015 THRU CURRENT |
| MT66    | MOTOR | CONDENSER FAN 25 WATTS 115V-60HZ | 501-053B    | 4303135 THRU CURRENT |
| MT66    | MOTOR | CONDENSER 25WATT 230V/60HZ       | 501-058B    | 3133015 THRU CURRENT |
| MT66    | MOTOR | EVAPORATOR 220V/50HZ             | 501-087B    | 3133015 THRU CURRENT |
| MT66    | MOTOR | EVAPORATOR 230/60HZ              | 503-088B    | 3133015 THRU CURRENT |
| MT72    | MOTOR | CONDENSER FAN 25 WATTS 115V-60HZ | 501-053B    | 4303135 THRU CURRENT |
| MT72    | MOTOR | CONDENSER 25WATT 230V/60HZ       | 501-058B    | 3133015 THRU CURRENT |
| MT72    | MOTOR | EVAPORATOR 220V/50HZ             | 501-087B    | 3133015 THRU CURRENT |
| MT72    | MOTOR | EVAPORATOR 230/60HZ              | 503-088B    | 3133015 THRU CURRENT |
| SLM48   | MOTOR | CONDENSER FAN 9 WATTS 115V-60HZ  | 501-148B    | 4303135 THRU CURRENT |

**ACCESSORIES**

|         |             |                               |            |                      |
|---------|-------------|-------------------------------|------------|----------------------|
| SMM10   | MOTOR       | CONDENSER 3667200R12          | 501-161B   | 6559212 THRU CURRENT |
| UR20    | MOTOR       | CONDENSER 5 WATT              | 501-119B   | 3111474 THRU 4303134 |
| UR30    | MOTOR       | CONDENSER 5 WATT              | 501-019B   | 4303135 THRU CURRENT |
| UR30    | MOTOR       | CONDENSER 5 WATT              | 501-019B   | 3111474 THRU 4303134 |
| UR30    | MOTOR       | CONDENSER 5WATT 230V/50HZ     | 501-055B   | 3133015 THRU CURRENT |
| UR30    | MOTOR       | EVAPORATOR 220V/50HZ          | 501-087B   | 3133015 THRU CURRENT |
| BZ13    | MOTOR       | EVAP.120/60 .85 AMPS          | 501-144B   | 4500000 THRU CURRENT |
| BZ16    | MOTOR       | EVAP.120/60 .85 AMPS          | 501-144B   | 4500000 THRU CURRENT |
| EZA84   | MOTOR       | EVAP.120/60 .65 AMPS          | 501-076B   | 1306140 THRU 3441091 |
| EZA84   | MOTOR       | EVAP.120/60 .85 AMPS          | 501-105B   | 3441092 THRU CURRENT |
| MM14    | MOTOR       | EVAP.120/60 .85 AMPS          | 501-105B   | 0200953 THRU CURRENT |
| MM27    | MOTOR       | EVAP.120/60 .85 AMPS          | 501-105B   | 0200953 THRU CURRENT |
| MT15    | MOTOR       | EVAP.120/60 .85 AMPS          | 501-105B   | 0200953 THRU CURRENT |
| MT15-54 | MOTOR       | EVAP.120/60 .85 AMPS          | 501-105B   | 8123598 THRU CURRENT |
| MT17    | MOTOR       | EVAP.120/60 .85 AMPS          | 501-105B   | 8123598 THRU CURRENT |
| MT17-54 | MOTOR       | EVAP.120/60 .85 AMPS          | 501-105B   | 8123598 THRU CURRENT |
| MT18    | MOTOR       | EVAP.120/60 .85 AMPS          | 501-105B   | 0200953 THRU CURRENT |
| MT19    | MOTOR       | EVAP.120/60 .85 AMPS          | 501-105B   | 0200953 THRU CURRENT |
| MT21    | MOTOR       | EVAP.120/60 .85 AMPS          | 501-105B   | 0200953 THRU CURRENT |
| MT21    | MOTOR       | EVAP. FAN KIT                 | 63C31-001A | 8123598 THRU 0200952 |
| MT23    | MOTOR       | EVAP.120/60 .85 AMPS          | 501-105B   | 0200953 THRU CURRENT |
| MT27    | MOTOR       | EVAP.120/60 .85 AMPS          | 501-105B   | 0200953 THRU CURRENT |
| MT27    | MOTOR       | EVAP. FAN KIT                 | 63C31-001A | 8123598 THRU 0200952 |
| MT33    | MOTOR       | EVAP.120/60 .85 AMPS          | 501-105B   | 0200953 THRU CURRENT |
| MT35    | MOTOR       | EVAP.120/60 .85 AMPS          | 501-105B   | 0200953 THRU CURRENT |
| MT38    | MOTOR       | EVAP.120/60 .85 AMPS          | 501-105B   | 0200953 THRU CURRENT |
| MT38    | MOTOR       | EVAP. FAN KIT                 | 63C31-001A | 8123598 THRU 0200952 |
| MT45    | MOTOR       | EVAP.120/60 .85 AMPS          | 501-105B   | 0200953 THRU CURRENT |
| MT45    | MOTOR       | EVAP. FAN KIT                 | 63C31-001A | 8123598 THRU 0200952 |
| MT49    | MOTOR       | EVAP.120/60 .85 AMPS          | 501-105B   | 0200953 THRU CURRENT |
| MT49    | MOTOR       | EVAP. FAN KIT                 | 63C31-001A | 8123598 THRU 0200952 |
| MT66    | MOTOR       | EVAP.120/60 .85 AMPS          | 501-105B   | 0200953 THRU CURRENT |
| MT66    | MOTOR       | EVAP. FAN KIT                 | 63C31-003A | 8123598 THRU 0200952 |
| MT72    | MOTOR       | EVAP.120/60 .85 AMPS          | 501-105B   | 0200953 THRU CURRENT |
| MT72    | MOTOR       | EVAP. FAN KIT                 | 63C31-003A | 8123598 THRU 0200952 |
| SLM48   | MOTOR       | EVAP.120/60 .85 AMPS          | 501-105B   | 0200953 THRU CURRENT |
| UC85    | MOTOR       | MOTOR W/BLADE                 | 405-074B   | 3441092 THRU CURRENT |
| UR20    | MOTOR       | EVAP.120/60 .85 AMPS          | 501-076B   | 0200953 THRU 1306139 |
| UR30    | MOTOR       | EVAP.120/60 .85 AMPS          | 501-076B   | 1306140 THRU CURRENT |
| MM14    | MOTOR-SCREW | MOTOR MTG #10-32 X 1/2 SER SS | 603-338A   | 0200953 THRU 1306139 |
| MM27    | MOTOR-SCREW | MOTOR MTG #10-32 X 1/2 SER SS | 603-338A   | 0200953 THRU 1306139 |
| MT15    | MOTOR-SCREW | MOTOR MTG #10-32 X 1/2 SER SS | 603-338A   | 0200953 THRU 1306139 |
| MT15-54 | MOTOR-SCREW | MOTOR MTG #10-32 X 1/2 SER SS | 603-338A   | 0200953 THRU 1306139 |
| MT17    | MOTOR-SCREW | MOTOR MTG #10-32 X 1/2 SER SS | 603-338A   | 0200953 THRU 1306139 |
| MT17-54 | MOTOR-SCREW | MOTOR MTG #10-32 X 1/2 SER SS | 603-338A   | 0200953 THRU 1306139 |
| MT18    | MOTOR-SCREW | MOTOR MTG #10-32 X 1/2 SER SS | 603-338A   | 0200953 THRU 1306139 |
| MT19    | MOTOR-SCREW | MOTOR MTG #10-32 X 1/2 SER SS | 603-338A   | 0200953 THRU 1306139 |
| MT21    | MOTOR-SCREW | MOTOR MTG #10-32 X 1/2 SER SS | 603-338A   | 0200953 THRU 1306139 |
| MT23    | MOTOR-SCREW | MOTOR MTG #10-32 X 1/2 SER SS | 603-338A   | 0200953 THRU 1306139 |
| MT27    | MOTOR-SCREW | MOTOR MTG #10-32 X 1/2 SER SS | 603-338A   | 0200953 THRU 1306139 |
| MT33    | MOTOR-SCREW | MOTOR MTG #10-32 X 1/2 SER SS | 603-338A   | 0200953 THRU 1306139 |
| MT35    | MOTOR-SCREW | MOTOR MTG #10-32 X 1/2 SER SS | 603-338A   | 0200953 THRU 1306139 |
| MT38    | MOTOR-SCREW | MOTOR MTG #10-32 X 1/2 SER SS | 603-338A   | 0200953 THRU 1306139 |
| MT45    | MOTOR-SCREW | MOTOR MTG #10-32 X 1/2 SER SS | 603-338A   | 0200953 THRU 1306139 |
| MT49    | MOTOR-SCREW | MOTOR MTG #10-32 X 1/2 SER SS | 603-338A   | 0200953 THRU 1306139 |
| MT66    | MOTOR-SCREW | MOTOR MTG #10-32 X 1/2 SER SS | 603-338A   | 0200953 THRU 1306139 |
| MT72    | MOTOR-SCREW | MOTOR MTG #10-32 X 1/2 SER SS | 603-338A   | 0200953 THRU 1306139 |
| SLM48   | MOTOR-SCREW | MOTOR MTG #10-32 X 1/2 SER SS | 603-338A   | 0200953 THRU 1306139 |

**ACCESSORIES**

|         |          |                                       |          |                      |
|---------|----------|---------------------------------------|----------|----------------------|
| BZ13    | OVERLOAD | TI - 8300MRTJ79 115V/60HZ             | 302-439A | 4500000 THRU CURRENT |
| BZ16    | OVERLOAD | TI - MRA-2715-114 220V/50HZ           | 302-356A | 4500000 THRU CURRENT |
| BZ16    | OVERLOAD | TI - MRA-5715-114 220V/60HZ           | 302-555A | 4500000 THRU CURRENT |
| EZA84   | OVERLOAD | TI - MRP40AJN-69 115V/60HZ            | 302-918A | 3133015 THRU CURRENT |
| MM14    | OVERLOAD | MRT22AIN-69 115V/60HZ                 | 302-908A | 3133015 THRU CURRENT |
| MM14    | OVERLOAD | TI - MRP-40-AMK-69 220V/50HZ          | 302-942A | 3133015 THRU CURRENT |
| MM14    | OVERLOAD | TI - MRA5739-34 220V/60HZ             | 313-011A | 3133015 THRU CURRENT |
| MM27    | OVERLOAD | MRT22AIN-69 115V/60HZ                 | 302-908A | 3441092 THRU CURRENT |
| MM27    | OVERLOAD | MRT24AIK-69 115V/60HZ                 | 302-911A | 3133015 THRU CURRENT |
| MM27    | OVERLOAD | TI - MRP-28AMN-69 220V/60HZ           | 302-914A | 3133015 THRU CURRENT |
| MM27    | OVERLOAD | TI - MRP-40-AMK-69 220V/50HZ          | 302-942A | 3133015 THRU CURRENT |
| MT22    | OVERLOAD | MRT22AIN-69 115V/60HZ                 | 302-908A | 3133015 THRU CURRENT |
| MT10    | OVERLOAD | TI - MRP929-AMK-69 220V/50HZ          | 302-838A | 3133015 THRU CURRENT |
| MT10    | OVERLOAD | MRP26ALL-69 115V/60HZ                 | 302-815A | 3133015 THRU CURRENT |
| MT12    | OVERLOAD | TI - MRP929-AMK-69 220V/50HZ          | 302-838A | 3133015 THRU CURRENT |
| MT14    | OVERLOAD | TI - MRP929-AMK-69 220V/50HZ          | 302-838A | 3133015 THRU CURRENT |
| MT15    | OVERLOAD | MRT22AIN-69 115V/60HZ                 | 302-908A | 3441092 THRU CURRENT |
| MT15    | OVERLOAD | MRT24AIK-69 115V/60HZ                 | 302-911A | 3134764 THRU CURRENT |
| MT15    | OVERLOAD | TI - MRP28AMN-69 220V/60HZ            | 302-914A | 3133015 THRU CURRENT |
| MT15    | OVERLOAD | TI - MRP-40-AMK-69 220V/50HZ          | 302-942A | 3133015 THRU CURRENT |
| MT15-54 | OVERLOAD | TI - MRP28AMN-69 220V/60HZ            | 302-914A | 3133015 THRU CURRENT |
| MT15-54 | OVERLOAD | TI - MRP-40-AMK-69 220V/50HZ          | 302-942A | 3133015 THRU CURRENT |
| MT17    | OVERLOAD | MRT22AIN-69 115V/60HZ                 | 302-908A | 3441092 THRU CURRENT |
| MT17    | OVERLOAD | TI - MRP28AMN-69 220V/60HZ            | 302-914A | 3133015 THRU CURRENT |
| MT17    | OVERLOAD | TI - MRP-40-AMK-69 220V/50HZ          | 302-942A | 3133015 THRU CURRENT |
| MT17-54 | OVERLOAD | TI - MRP28AMN-69 220V/60HZ            | 302-914A | 3133015 THRU CURRENT |
| MT17-54 | OVERLOAD | TI - MRP-40-AMK-69 220V/50HZ          | 302-942A | 3133015 THRU CURRENT |
| MT18    | OVERLOAD | MRP26ALL-69 115V/60HZ                 | 302-815A | 3201507 THRU CURRENT |
| MT18    | OVERLOAD | MRP26AGK-69 115V/60HZ                 | 302-991A | 3441092 THRU CURRENT |
| MT19    | OVERLOAD | MRP26ALL-69 115V/60HZ                 | 302-815A | 3201507 THRU CURRENT |
| MT19    | OVERLOAD | TI - MRP929-AMK-69 220V/50HZ          | 302-838A | 3133015 THRU CURRENT |
| MT19-54 | OVERLOAD | MRP26ALL-69 115V/60HZ                 | 302-815A | 3201507 THRU CURRENT |
| MT21    | OVERLOAD | MRT22AIN-69 115V/60HZ                 | 302-908A | 3441092 THRU CURRENT |
| MT21    | OVERLOAD | MRT24AIK-69 115V/60HZ                 | 302-911A | 3133015 THRU CURRENT |
| MT21    | OVERLOAD | TI - MRP-28AMN-69 220V/60HZ           | 302-914A | 3133015 THRU CURRENT |
| MT21    | OVERLOAD | TI - MRP-40-AMK-69 220V/50HZ          | 302-942A | 3133015 THRU CURRENT |
| MT23    | OVERLOAD | MRT22AIN-69 115V/60HZ                 | 302-908A | 3133015 THRU CURRENT |
| MT23    | OVERLOAD | TI - MRP-28AMN-69 220V/60HZ           | 302-914A | 3133015 THRU CURRENT |
| MT23    | OVERLOAD | TI - MRP-40-AMK-69 220V/50HZ          | 302-942A | 3133015 THRU CURRENT |
| MT27    | OVERLOAD | MRT22AFZ-5598 FOR BARE TUBE CONDENSER | 313-030A | 6369826 THRU CURRENT |
| MT27    | OVERLOAD | MRT24AIK-69 115V/60HZ                 | 302-911A | 3133015 THRU CURRENT |
| MT27    | OVERLOAD | TI - MRP-28AMN-69 220V/60HZ           | 302-914A | 3133015 THRU CURRENT |
| MT33    | OVERLOAD | TI - MRA-8962-114 220V/50HZ           | 302-356A | 3133015 THRU CURRENT |
| MT33    | OVERLOAD | MRT16AEZ-114 115V/60HZ                | 302-439A | 3129275 THRU CURRENT |
| MT33    | OVERLOAD | TI - MRA- 3786-114 220V/60HZ          | 302-464A | 3133015 THRU CURRENT |
| MT35    | OVERLOAD | TI - MRA-8962-114 220V/50HZ           | 302-356A | 3133015 THRU CURRENT |
| MT35    | OVERLOAD | MRT16AEZ-114 115V/60HZ                | 302-439A | 3129275 THRU CURRENT |
| MT35    | OVERLOAD | TI - MRA- 3786-114 220V/60HZ          | 302-464A | 3133015 THRU CURRENT |
| MT38    | OVERLOAD | TI - MRA-8962-114 220V/50HZ           | 302-356A | 3133015 THRU CURRENT |
| MT38    | OVERLOAD | MRT16AEZ-114 115V/60HZ                | 302-439A | 3129275 THRU CURRENT |
| MT38    | OVERLOAD | TI - MRA- 3786-114 220V/60HZ          | 302-464A | 3133015 THRU CURRENT |
| MT45    | OVERLOAD | TI - MRA-8962-114 220V/50HZ           | 302-356A | 3133015 THRU CURRENT |
| MT45    | OVERLOAD | TI - MRA- 3786-114 220V/60HZ          | 302-464A | 3133015 THRU CURRENT |
| MT49    | OVERLOAD | TI - MRA-8962-114 220V/50HZ           | 302-356A | 3133015 THRU CURRENT |
| MT49    | OVERLOAD | TI - MRA- 3786-114 220V/60HZ          | 302-464A | 3133015 THRU CURRENT |
| MT66    | OVERLOAD | TI - MRA-2715-114 220V/50HZ           | 302-356A | 3133015 THRU CURRENT |
| MT66    | OVERLOAD | TI - MRA-5715-114 220V/60HZ           | 302-555A | 3133015 THRU CURRENT |
| MT66    | OVERLOAD | MRA5718-114 115V/60HZ                 | 302-997A | 3441092 THRU CURRENT |



## ACCESSORIES

|         |          |                               |          |                      |
|---------|----------|-------------------------------|----------|----------------------|
| MT72    | OVERLOAD | TI - MRA-2715-114 220V/50HZ   | 302-356A | 3133015 THRU CURRENT |
| MT72    | OVERLOAD | TI - MRA-5715-114 220V/60HZ   | 302-555A | 3133015 THRU CURRENT |
| MT72    | OVERLOAD | MRA5718-114 115V/60HZ         | 302-997A | 3441092 THRU CURRENT |
| MTT17   | OVERLOAD | MRT24AIK-69 115V/60HZ         | 302-911A | 3134764 THRU CURRENT |
| SLM48   | OVERLOAD | TI - MRA-8962-114 220V/50HZ   | 302-356A | 3133015 THRU CURRENT |
| SLM48   | OVERLOAD | TI - MRA- 3786-114 220V/60HZ  | 302-464A | 3133015 THRU CURRENT |
| UR20    | OVERLOAD | TI - MRP40AJK-161 115V/60HZ   | 302-918A | 3111474 THRU 4303134 |
| UR30    | OVERLOAD | TI - MRP40AJK-161 115V/60HZ   | 302-918A | 3111474 THRU 4303134 |
| UR30    | OVERLOAD | MRP40AJK-161 115V/60HZ        | 302-918A | 4303135 THRU CURRENT |
| UR30    | OVERLOAD | TI - 4TM739JDBYY-51 220V/50HZ | 302-941A | 3133015 THRU CURRENT |
| BZ16    | OVERLOAD | MAR578-114 115V/60HZ          | 302-997A | 4500000 THRU CURRENT |
| MM27    | PAN      | EVAPORATOR DRAIN PAN          | 703-803D | 1306140 THRU CURRENT |
| MT21    | PAN      | EVAPORATOR DRAIN PAN          | 703-803D | 1306140 THRU CURRENT |
| MT23    | PAN      | EVAPORATOR DRAIN PAN          | 703-803D | 1306140 THRU CURRENT |
| MT27    | PAN      | EVAPORATOR DRAIN PAN          | 703-803D | 1306140 THRU CURRENT |
| MT33    | PAN      | EVAPORATOR DRAIN PAN          | 703-804D | 1306140 THRU CURRENT |
| MT35    | PAN      | EVAPORATOR DRAIN PAN          | 703-804D | 1306140 THRU CURRENT |
| MT38    | PAN      | EVAPORATOR DRAIN PAN          | 703-804D | 1306140 THRU CURRENT |
| MT45    | PAN      | EVAPORATOR DRAIN PAN          | 703-804D | 1306140 THRU CURRENT |
| MT49    | PAN      | EVAPORATOR DRAIN PAN          | 703-804D | 1306140 THRU CURRENT |
| MT66    | PAN      | EVAPORATOR DRAIN PAN          | 703-805D | 1306140 THRU CURRENT |
| MT72    | PAN      | EVAPORATOR DRAIN PAN          | 703-805D | 1306140 THRU CURRENT |
| SLM48   | PAN      | EVAPORATOR DRAIN PAN          | 703-804D | 1306140 THRU CURRENT |
| UR20    | PAN      | EVAPORATOR DRAIN PAN          | 703-862C | 1306140 THRU CURRENT |
| UR30    | PAN      | EVAPORATOR DRAIN PAN          | 703-862C | 1306140 THRU CURRENT |
| MT72    | PILASRER | 48" SHELF STANDARD            | 403-092A | 1300860 THRU CURRENT |
| BZ13    | PILASTER | PILASTER                      | 403-761D | 4500000 THRU CURRENT |
| BZ16    | PILASTER | 36" SHELF STANDARD            | 403-174A | 4500000 THRU CURRENT |
| MT22    | PILASTER | 36" SHELF STANDARD            | 403-174A | 1300860 THRU CURRENT |
| MT27    | PILASTER | 54" SHELF STANDARD            | 403-096A | 1300860 THRU CURRENT |
| SLM48   | PILASTER | 48" SHELF STANDARD            | 403-092A | 1300860 THRU CURRENT |
| SLM48   | PILASTER | 54" SHELF STANDARD            | 403-096A | 1300860 THRU CURRENT |
| MT10    | PILASTER | 36" SHELF STANDARD            | 403-174A | 1300860 THRU CURRENT |
| MT12    | PILASTER | 42" SHELF STANDARD            | 403-145A | 1300860 THRU CURRENT |
| MT14    | PILASTER | 48" SHELF STANDARD            | 403-092A | 1300860 THRU CURRENT |
| MT15    | PILASTER | 36" SHELF STANDARD            | 403-174A | 1300860 THRU CURRENT |
| MT15-54 | PILASTER | 36" SHELF STANDARD            | 403-174A | 1300860 THRU CURRENT |
| MT17    | PILASTER | 36" SHELF STANDARD            | 403-174A | 1300860 THRU CURRENT |
| MT17-54 | PILASTER | 36" SHELF STANDARD            | 403-174A | 1300860 THRU CURRENT |
| MT21    | PILASTER | 48" SHELF STANDARD            | 403-092A | 1300860 THRU CURRENT |
| MT21    | PILASTER | 54" SHELF STANDARD            | 403-096A | 1300860 THRU CURRENT |
| MT23    | PILASTER | 48" SHELF STANDARD            | 403-092A | 1300860 THRU CURRENT |
| MT23    | PILASTER | 54" SHELF STANDARD            | 403-096A | 1300860 THRU CURRENT |
| MT27    | PILASTER | 48" SHELF STANDARD            | 403-092A | 1300860 THRU CURRENT |
| MT33    | PILASTER | 48" SHELF STANDARD            | 403-092A | 1300860 THRU CURRENT |
| MT33    | PILASTER | 54" SHELF STANDARD            | 403-096A | 1300860 THRU CURRENT |
| MT35    | PILASTER | 48" SHELF STANDARD            | 403-092A | 1300860 THRU CURRENT |
| MT35    | PILASTER | 54" SHELF STANDARD            | 403-096A | 1300860 THRU CURRENT |
| MT38    | PILASTER | 48" SHELF STANDARD            | 403-092A | 1300860 THRU CURRENT |
| MT38    | PILASTER | 54" SHELF STANDARD            | 403-096A | 1300860 THRU CURRENT |
| MT45    | PILASTER | 48" SHELF STANDARD            | 403-092A | 1300860 THRU CURRENT |
| MT45    | PILASTER | 54" SHELF STANDARD            | 403-096A | 1300860 THRU CURRENT |
| MT49    | PILASTER | 48" SHELF STANDARD            | 403-092A | 1300860 THRU CURRENT |
| MT49    | PILASTER | 54" SHELF STANDARD            | 403-096A | 1300860 THRU CURRENT |
| MT66    | PILASTER | 48" SHELF STANDARD            | 403-092A | 1300860 THRU CURRENT |
| MT66    | PILASTER | 54" SHELF STANDARD            | 403-096A | 1300860 THRU CURRENT |
| MT72    | PILASTER | 54" SHELF STANDARD            | 403-096A | 1300860 THRU CURRENT |
| UR20    | PILASTER | 18" SHELF STANDARD            | 403-335A | 1300860 THRU CURRENT |



## ACCESSORIES

|          |                        |                         |               |                      |
|----------|------------------------|-------------------------|---------------|----------------------|
| UR30     | PILASTER               | 18" SHELF STANDARD      | 403-335A      | 1300860 THRU CURRENT |
| BZ13     | PILASTER ASSY.         | REAR                    | 59D33-032D-01 | 4500000 THRU CURRENT |
| BZ16     | PILASTER ASSY.         | REAR                    | 59D05-023D-01 | 4500000 THRU CURRENT |
| MT10     | PILASTER SCREW         | 8-32 HEX SHOULDER ZP    | 603-304A      | 1300860 THRU CURRENT |
| MT12     | PILASTER SCREW         | 8-32 HEX SHOULDER ZP    | 603-304A      | 1300860 THRU CURRENT |
| MT14     | PILASTER SCREW         | 8-32 HEX SHOULDER ZP    | 603-304A      | 1300860 THRU CURRENT |
| MT15     | PILASTER SCREW         | 8-32 HEX SHOULDER ZP    | 603-304A      | 1300860 THRU CURRENT |
| MT17     | PILASTER SCREW         | 8-32 HEX SHOULDER ZP    | 603-304A      | 1300860 THRU CURRENT |
| MT21     | PILASTER SCREW         | 8-32 HEX SHOULDER ZP    | 603-304A      | 1300860 THRU CURRENT |
| MT23     | PILASTER SCREW         | 8-32 HEX SHOULDER ZP    | 603-304A      | 1300860 THRU CURRENT |
| MT27     | PILASTER SCREW         | 8-32 HEX SHOULDER ZP    | 603-304A      | 1300860 THRU CURRENT |
| MT33     | PILASTER SCREW         | 8-32 HEX SHOULDER ZP    | 603-304A      | 1300860 THRU CURRENT |
| MT35     | PILASTER SCREW         | 8-32 HEX SHOULDER ZP    | 603-304A      | 1300860 THRU CURRENT |
| MT38     | PILASTER SCREW         | 8-32 HEX SHOULDER ZP    | 603-304A      | 1300860 THRU CURRENT |
| MT45     | PILASTER SCREW         | 8-32 HEX SHOULDER ZP    | 603-304A      | 1300860 THRU CURRENT |
| MT49     | PILASTER SCREW         | 8-32 HEX SHOULDER ZP    | 603-304A      | 1300860 THRU CURRENT |
| MT66     | PILASTER SCREW         | 8-32 HEX SHOULDER ZP    | 603-304A      | 1300860 THRU CURRENT |
| MT72     | PILASTER SCREW         | 8-32 HEX SHOULDER ZP    | 603-304A      | 1300860 THRU CURRENT |
| UR20     | PILASTER SCREW         | 8-32 HEX SHOULDER ZP    | 603-304A      | 1300860 THRU CURRENT |
| UR30     | PILASTER SCREW         | 8-32 HEX SHOULDER ZP    | 603-304A      | 1300860 THRU CURRENT |
| MM14     | PLASTIC WASHER         | 1/2"X3/4"               | 401-218A      | 8123598 THRU CURRENT |
| MM27     | PLASTIC WASHER         | 1/2"X3/4"               | 401-218A      | 8123598 THRU CURRENT |
| MT10     | PLASTIC WASHER         | 1/2"X3/4"               | 401-218A      | 8123598 THRU CURRENT |
| MT12     | PLASTIC WASHER         | 1/2"X3/4"               | 401-218A      | 8123598 THRU CURRENT |
| MT14     | PLASTIC WASHER         | 1/2"X3/4"               | 401-218A      | 8123598 THRU CURRENT |
| MT18     | PLASTIC WASHER         | 1/2"X3/4"               | 401-218A      | 8123598 THRU CURRENT |
| MT19     | PLASTIC WASHER         | 1/2"X3/4"               | 401-218A      | 8123598 THRU CURRENT |
| MT21     | PLASTIC WASHER         | 1/2"X3/4"               | 401-218A      | 8123598 THRU CURRENT |
| MT23     | PLASTIC WASHER         | 1/2"X3/4"               | 401-218A      | 8123598 THRU CURRENT |
| MT27     | PLASTIC WASHER         | 1/2"X3/4"               | 401-218A      | 8123598 THRU CURRENT |
| MT49     | PLASTIC WASHER         | 1/2"X3/4"               | 401-218A      | 8123598 THRU CURRENT |
| MT72     | PLASTIC WASHER         | 1/2"X3/4"               | 401-218A      | 8123598 THRU CURRENT |
| UR20     | PLASTIC WASHER         | 1/2"X3/4"               | 401-218A      | 1304468 THRU CURRENT |
| UR30     | PLASTIC WASHER         | 1/2"X3/4"               | 401-218A      | 1304468 THRU CURRENT |
| BZ13     | PROBE TUBE             | EVAP. COIL              | 49A31-008A    | 4500000 THRU CURRENT |
| MT15     | REAR ASSEMBLY KIT      | CONVERSION KIT          | 61C31-217A    | 3441092 THRU CURRENT |
| BZ13     | REFRIGERATION ASSEMBLY | DECK COMPLETE 115V/60HZ | 49B36-433D-01 | 4500000 THRU CURRENT |
| BZ16     | REFRIGERATION ASSEMBLY | DECK COMPLETE 115V/60HZ | 49B36-425D-01 | 4500000 THRU CURRENT |
| EZA84    | REFRIGERATION ASSEMBLY | COMPLETE 115V/60HZ      | 19B36-096D-01 | 4303135 THRU CURRENT |
| MM14     | REFRIGERATION ASSEMBLY | REAR AIR FLOW           | 49B36-419D-02 | 4303135 THRU CURRENT |
| MM27     | REFRIGERATION ASSEMBLY | FRONT AIR FLOW          | 49B36-398D-01 | 1306139 THRU CURRENT |
| MM27     | REFRIGERATION ASSEMBLY | REAR AIR FLOW           | 49B36-398D-04 | 1306139 THRU CURRENT |
| MT12     | REFRIGERATION ASSEMBLY | REAR AIR FLOW           | 49B36-399D-01 | 4271028 THRU CURRENT |
| MT14     | REFRIGERATION ASSEMBLY | REAR AIR FLOW           | 49B36-403D-01 | 4303135 THRU CURRENT |
| MT15     | REFRIGERATION ASSEMBLY | REAR AIR FLOW           | 49B36-422D-01 | 4879792 THRU CURRENT |
| MT15     | REFRIGERATION ASSEMBLY | FRONT AIR FLOW          | 49B36-422D-03 | 4879792 THRU CURRENT |
| MT15 -54 | REFRIGERATION ASSEMBLY | REAR AIR FLOW           | 49B36-418D-01 | 3134763 THRU CURRENT |
| MT15 -54 | REFRIGERATION ASSEMBLY | FRONT AIR FLOW          | 49B36-418D-03 | 3134763 THRU CURRENT |
| MT17     | REFRIGERATION ASSEMBLY | REAR AIR FLOW           | 49B36-422D-03 | 4879521 THRU CURRENT |
| MT17     | REFRIGERATION ASSEMBLY | FRONT AIR FLOW          | 49B36-422D-04 | 4879521 THRU CURRENT |
| MT17 -54 | REFRIGERATION ASSEMBLY | REAR AIR FLOW           | 49B36-418D-02 | 4303135 THRU CURRENT |
| MT17 -54 | REFRIGERATION ASSEMBLY | FRONT AIR FLOW          | 49B36-418D-04 | 3134763 THRU CURRENT |
| MT19     | REFRIGERATION ASSEMBLY | REAR AIR FLOW           | 49B36-409D-01 | 4303135 THRU CURRENT |
| MT21     | REFRIGERATION ASSEMBLY | REAR AIR FLOW           | 49B36-342D    | 1306139 THRU CURRENT |
| MT21     | REFRIGERATION ASSEMBLY | FRONT AIR FLOW          | 49B36-382D-01 | 1306139 THRU CURRENT |
| MT22     | REFRIGERATION ASSEMBLY | FRONT AIR FLOW          | 49B36-375D    | 4303135 THRU CURRENT |
| MT23     | REFRIGERATION ASSEMBLY | REAR AIR FLOW           | 49B36-414D-01 | 4303135 THRU CURRENT |
| MT27     | REFRIGERATION ASSEMBLY | FRONT AIR FLOW          | 49B36-398D-01 | 1306139 THRU CURRENT |

## ACCESSORIES

|         |                        |                             |                          |                      |
|---------|------------------------|-----------------------------|--------------------------|----------------------|
| MT27    | REFRIGERATION ASSEMBLY | FRONT AIR FLOW              | 49B36-398D-01            | 1306139 THRU CURRENT |
| MT33    | REFRIGERATION ASSEMBLY | REAR AIR FLOW               | 49B36-299D               | 1306139 THRU CURRENT |
| MT33    | REFRIGERATION ASSEMBLY | FRONT AIR FLOW              | 49B36-311D               | 1306139 THRU CURRENT |
| MT35    | REFRIGERATION ASSEMBLY | REAR AIR FLOW               | 49B36-415D-01            | 4303135 THRU CURRENT |
| MT38    | REFRIGERATION ASSEMBLY | REAR AIR FLOW               | 49B36-302D               | 1306139 THRU CURRENT |
| MT38    | REFRIGERATION ASSEMBLY | FRONT AIR FLOW              | 49B36-314D               | 1306139 THRU CURRENT |
| MT45    | REFRIGERATION ASSEMBLY | REAR AIR FLOW               | 49B36-305D               | 1306139 THRU CURRENT |
| MT45    | REFRIGERATION ASSEMBLY | FRONT AIR FLOW              | 49B36-317D               | 1306139 THRU CURRENT |
| MT49    | REFRIGERATION ASSEMBLY | FRONT AIR FLOW              | 49B36-320D               | 2112810 THRU CURRENT |
| SLM48   | REFRIGERATION ASSEMBLY | REAR AIR FLOW               | 49B36-308D               | 2112810 THRU CURRENT |
| UR20    | REFRIGERATION ASSEMBLY | 115V/60HZ                   | 19B36-056D-01            | 1306139 THRU CURRENT |
| UR30    | REFRIGERATION ASSEMBLY | 115V/60HZ                   | 19B36-056D-03            | 4303135 THRU CURRENT |
| BZ16    | REFRIGERATION ASSEMBLY | 115V/60HZ                   | 49B36-425D-01            | 3133015 THRU CURRENT |
| EZA84   | REFRIGERATION ASSEMBLY | 115V/60HZ                   | 19B36-096D-01            | 3133015 THRU CURRENT |
| BZ13    | REFRIGERATION DECK     | DECK COMPLETE 115V/60HZ     | 49B36-433D-01            | 3133015 THRU CURRENT |
| EZA84   | REFRIGERATION DECK     | DECK COMPLETE 115V/60HZ     | 19B37-002D-01            | 3133015 THRU CURRENT |
| UR20    | REFRIGERATION SYSTEM   | 115V60HZ                    | 19B36-056D-01            | 3111474 THRU 4303134 |
| UR30    | REFRIGERATION SYSTEM   | 115V60HZ                    | 19B36-056D-03            | 3111474 THRU 4303134 |
| UR30    | REFRIGERATION SYSTEM   | 115V60HZ                    | 19B36-094D-01            | 4303135 THRU CURRENT |
| BZ16    | RELAY                  | TEC - 820ARR3C29 220V/60HZ  | 302-427A                 | 3133015 THRU CURRENT |
| BZ16    | RELAY                  | GE - 3ARR3-85@N4 220V/50HZ  | <a href="#">302-559A</a> | 3133015 THRU CURRENT |
| EZA84   | RELAY                  | TI - 9660-071-161 115V/60HZ | <a href="#">302-677A</a> | 3133015 THRU CURRENT |
| MM14    | RELAY                  | TI - 9660-040-135 220V/60HZ | 302-975A                 | 3133015 THRU CURRENT |
| MM14    | RELAY                  | 501-96187 115V/60HZ         | <a href="#">314-018A</a> | 3133015 THRU CURRENT |
| MM27    | RELAY                  | 9660-042-182 115V/60HZ      | <a href="#">302-350A</a> | 3133015 THRU CURRENT |
| MM27    | RELAY                  | 3ARR12-PL22 115V/60HZ       | <a href="#">302-909A</a> | 3441092 THRU CURRENT |
| MM27    | RELAY                  | GE - 3ARR12-PL24 220V/60HZ  | 302-915A                 | 3133015 THRU CURRENT |
| MM27    | RELAY                  | TI - 9660-042-149 220V/50HZ | 302-399A                 | 3133015 THRU CURRENT |
| MT 22   | RELAY                  | 3ARR12-PL22 115V/60HZ       | <a href="#">302-909A</a> | 3133015 THRU CURRENT |
| MT10    | RELAY                  | 9660-042-166 115V/60HZ      | <a href="#">302-617A</a> | 3133015 THRU CURRENT |
| MT10    | RELAY                  | TEC- 8200EMB564 220V/50HZ   | <a href="#">314-010A</a> | 3133015 THRU CURRENT |
| MT12    | RELAY                  | 9660-042-166 115V/60HZ      | <a href="#">302-617A</a> | 3133015 THRU CURRENT |
| MT12    | RELAY                  | TEC-8200EMB564 220V/50HZ    | <a href="#">314-010A</a> | 3133015 THRU CURRENT |
| MT14    | RELAY                  | 9660-042-166 115V/60HZ      | <a href="#">302-617A</a> | 3133015 THRU CURRENT |
| MT14    | RELAY                  | TEC-8200EMB564 220V/50HZ    | <a href="#">314-010A</a> | 3133015 THRU CURRENT |
| MT15    | RELAY                  | 9660-042-182 115V/60HZ      | <a href="#">302-350A</a> | 3134764 THRU CURRENT |
| MT15    | RELAY                  | TI - 9660-042-149 220V/50HZ | 302-399A                 | 3133015 THRU CURRENT |
| MT15    | RELAY                  | 3ARR12-PL22 115V/60HZ       | <a href="#">302-909A</a> | 3441092 THRU CURRENT |
| MT15    | RELAY                  | GE- 3ARR12-PL24 220V/60HZ   | 302-915A                 | 3133015 THRU CURRENT |
| MT15-54 | RELAY                  | TI- 9660-042-149 220V/50HZ  | 302-399A                 | 3133015 THRU CURRENT |
| MT15-54 | RELAY                  | GE-3ARR12-PL24 220V/60HZ    | 302-915A                 | 3133015 THRU CURRENT |
| MT17    | RELAY                  | 9660-042-182 115V/60HZ      | <a href="#">302-350A</a> | 3134764 THRU CURRENT |
| MT17    | RELAY                  | TI-9660-042-149 220V/50HZ   | 302-399A                 | 3133015 THRU CURRENT |
| MT17    | RELAY                  | 3ARR12-PL22 115V/60HZ       | <a href="#">302-909A</a> | 3441092 THRU CURRENT |
| MT17    | RELAY                  | GE - 3ARR12-PL24 220V/60HZ  | 302-915A                 | 3133015 THRU CURRENT |
| MT17-54 | RELAY                  | TI - 9660-042-149 220V/50HZ | 302-399A                 | 3133015 THRU CURRENT |
| MT17-54 | RELAY                  | GE - 3ARR12-PL24 220V/60HZ  | 302-915A                 | 3133015 THRU CURRENT |
| MT18    | RELAY                  | TI - 9660-042-149 220V/50HZ | 302-399A                 | 3133015 THRU CURRENT |
| MT18    | RELAY                  | 9660-042-176 115V/60HZ      | <a href="#">302-646A</a> | 3201507 THRU CURRENT |
| MT18    | RELAY                  | 9660-071-175 115V/60HZ      | <a href="#">302-992A</a> | 3441092 THRU CURRENT |
| MT19    | RELAY                  | 9660-042-176 115V/60HZ      | <a href="#">302-646A</a> | 3201507 THRU CURRENT |
| MT19    | RELAY                  | TEC-8200EMB564 220V/50HZ    | <a href="#">314-010A</a> | 3133015 THRU CURRENT |
| MT19-54 | RELAY                  | 9660-042-176 115V/60HZ      | <a href="#">302-646A</a> | 3201507 THRU CURRENT |
| MT21    | RELAY                  | 9660-042-182 115V/60HZ      | <a href="#">302-350A</a> | 3133015 THRU CURRENT |
| MT21    | RELAY                  | 3ARR12-PL22 115V/60HZ       | <a href="#">302-909A</a> | 3441092 THRU CURRENT |
| MT21    | RELAY                  | GE-3ARR12-PL24 220V/60HZ    | 302-915A                 | 3133015 THRU CURRENT |
| MT21    | RELAY                  | TI -9660-042-149 220V/50HZ  | 302-399A                 | 3133015 THRU CURRENT |
| MT23    | RELAY                  | 3ARR12-PL22 115V/60HZ       | <a href="#">302-909A</a> | 3441092 THRU CURRENT |

**ACCESSORIES**

|       |                       |                                     |            |                      |
|-------|-----------------------|-------------------------------------|------------|----------------------|
| MT23  | RELAY                 | GE - 3ARR12-PL24 220V/60HZ          | 302-915A   | 3133015 THRU CURRENT |
| MT23  | RELAY                 | TI - 9660-042-149 220V/50HZ         | 302-399A   | 3133015 THRU CURRENT |
| MT27  | RELAY                 | 514-1211-76 FOR BARE TUBE CONDENSER | 317-018A   | 6369826 THRU CURRENT |
| MT27  | RELAY                 | 9660-042-182 115V/60HZ              | 302-350A   | 3133015 THRU CURRENT |
| MT27  | RELAY                 | 3ARR12-PL22 115V/60HZ               | 302-909A   | 3441092 THRU CURRENT |
| MT27  | RELAY                 | GE-3ARR12-PL24 220V/60HZ            | 302-915A   | 3133015 THRU CURRENT |
| MT33  | RELAY                 | 3ARR2-KCR181S 115V/60HZ             | 302-290A   | 3129275 THRU CURRENT |
| MT33  | RELAY                 | 3ARR2-KCR178S 220V/50HZ             | 302-933A   | 3133015 THRU CURRENT |
| MT33  | RELAY                 | GE-3ARR12-PL24 220V/60HZ            | 302-935A   | 3133015 THRU CURRENT |
| MT35  | RELAY                 | 3ARR2-KCR181S 115V/60HZ             | 302-290A   | 3129275 THRU CURRENT |
| MT35  | RELAY                 | 3ARR2-KCR178S 220V/50HZ             | 302-933A   | 3133015 THRU CURRENT |
| MT35  | RELAY                 | GE - 3ARR12-PL24 220V/60HZ          | 302-935A   | 3133015 THRU CURRENT |
| MT38  | RELAY                 | 3ARR2-KCR181S 115V/60HZ             | 302-290A   | 3129275 THRU CURRENT |
| MT38  | RELAY                 | 3ARR2-KCR178S 220V/50HZ             | 302-933A   | 3133015 THRU CURRENT |
| MT38  | RELAY                 | GE - 3ARR12-PL24 220V/60HZ          | 302-935A   | 3133015 THRU CURRENT |
| MT45  | RELAY                 | 3ARR2-KCR178S 220V/50HZ             | 302-933A   | 3133015 THRU CURRENT |
| MT45  | RELAY                 | GE - 3ARR12-PL24 220V/60HZ          | 302-935A   | 3133015 THRU CURRENT |
| MT45  | RELAY                 | 3ARR2-KCR181S 115V/60HZ             | 302-290A   | 3124717 THRU CURRENT |
| MT49  | RELAY                 | 3ARR2-KCR181S 115V/60HZ             | 302-290A   | 3124717 THRU CURRENT |
| MT49  | RELAY                 | 3ARR2-KCR178S 220V/50HZ             | 302-933A   | 3133015 THRU CURRENT |
| MT49  | RELAY                 | GE - 3ARR12-PL24 220V/60HZ          | 302-935A   | 3133015 THRU CURRENT |
| MT66  | RELAY                 | 145-175/110 115V/60HZ               | 302-341A   | 3441092 THRU CURRENT |
| MT66  | RELAY                 | TEC - 820ARR3C29 220V/60HZ          | 302-427A   | 3133015 THRU CURRENT |
| MT66  | RELAY                 | GE - 3ARR3-85@N4 220V/50HZ          | 302-559A   | 3133015 THRU CURRENT |
| MT72  | RELAY                 | 145-175/110 115V/60HZ               | 302-341A   | 3441092 THRU CURRENT |
| MT72  | RELAY                 | TEC - 820ARR3C29 220V/60HZ          | 302-427A   | 3133015 THRU CURRENT |
| MT72  | RELAY                 | GE - 3ARR3-85@N4 220V/50HZ          | 302-559A   | 3133015 THRU CURRENT |
| SLM48 | RELAY                 | 3ARR2-KCR181S 115V/60HZ             | 302-290A   | 3124717 THRU CURRENT |
| SLM48 | RELAY                 | 3ARR2-KCR178S 220V/50HZ             | 302-933A   | 3133015 THRU CURRENT |
| SLM48 | RELAY                 | GE - 3ARR12-PL24 220V/60HZ          | 302-935A   | 3133015 THRU CURRENT |
| UR30  | RELAY                 | TI - 9660-041-161 115V/60HZ         | 302-677A   | 3111474 THRU 4303134 |
| UR30  | RELAY                 | TI - 8EAZ203 220V/50HZ              | 302-940A   | 3133015 THRU CURRENT |
| BZ13  | RELAY                 | GE - 3ARR2-KCR181S 115V/60HZ        | 302-290A   | 3133015 THRU CURRENT |
| UR20  | RELAY                 | TI - 9660-041-161 115V/60HZ         | 302-677A   | 3111474 THRU 4303134 |
| UR30  | RELAY                 | TI - 9660-041-161 115V/60HZ         | 302-677A   | 4303135 THRU CURRENT |
| BZ16  | RELAY                 | 3ARR3-B3TPI 115V/60HZ               | 302-341A   | 3133015 THRU CURRENT |
| BZ13  | RELAY/CAP ASSEMBLY    | TEC - AE1227-021 115V/60HZ          | 302-718A   | 3133015 THRU CURRENT |
| MT21  | RETAINER - RECEPTICAL | FOR EVAP. COVER                     | 604-138A   | 1306140 THRU 6466173 |
| MT23  | RETAINER - RECEPTICAL | FOR EVAP. COVER                     | 604-138A   | 1306140 THRU 6466173 |
| MT27  | RETAINER - RECEPTICAL | FOR EVAP. COVER                     | 604-138A   | 1306140 THRU 6466173 |
| MT33  | RETAINER - RECEPTICAL | FOR EVAP. COVER                     | 604-138A   | 1306140 THRU 6466173 |
| MT35  | RETAINER - RECEPTICAL | FOR EVAP. COVER                     | 604-138A   | 1306140 THRU 6466173 |
| MT38  | RETAINER - RECEPTICAL | FOR EVAP. COVER                     | 604-138A   | 1306140 THRU 6466173 |
| MT45  | RETAINER - RECEPTICAL | FOR EVAP. COVER                     | 604-138A   | 1306140 THRU 6466173 |
| MT49  | RETAINER - RECEPTICAL | FOR EVAP. COVER                     | 604-138A   | 1306140 THRU 6466173 |
| MT66  | RETAINER - RECEPTICAL | FOR EVAP. COVER                     | 604-138A   | 1306140 THRU 6466173 |
| MT72  | RETAINER - RECEPTICAL | FOR EVAP. COVER                     | 604-138A   | 1306140 THRU 6466173 |
| SLM48 | RETAINER - RECEPTICAL | FOR EVAP. COVER                     | 604-138A   | 1306140 THRU 6466173 |
| MT21  | RETAINER SCREW        | FOR EVAP. COVER - PTSM #8 X 3/4 SS  | 601-011A-- | 6466174 THRU CURRENT |
| MT23  | RETAINER SCREW        | FOR EVAP. COVER - PTSM #8 X 3/4 SS  | 601-011A-- | 6466174 THRU CURRENT |
| MT27  | RETAINER SCREW        | FOR EVAP. COVER - PTSM #8 X 3/4 SS  | 601-011A-- | 6466174 THRU CURRENT |
| MT33  | RETAINER SCREW        | FOR EVAP. COVER - PTSM #8 X 3/4 SS  | 601-011A-- | 6466174 THRU CURRENT |
| MT35  | RETAINER SCREW        | FOR EVAP. COVER - PTSM #8 X 3/4 SS  | 601-011A-- | 6466174 THRU CURRENT |
| MT38  | RETAINER SCREW        | FOR EVAP. COVER - PTSM #8 X 3/4 SS  | 601-011A-- | 6466174 THRU CURRENT |
| MT45  | RETAINER SCREW        | FOR EVAP. COVER - PTSM #8 X 3/4 SS  | 601-011A-- | 6466174 THRU CURRENT |
| MT49  | RETAINER SCREW        | FOR EVAP. COVER - PTSM #8 X 3/4 SS  | 601-011A-- | 6466174 THRU CURRENT |
| MT66  | RETAINER SCREW        | FOR EVAP. COVER - PTSM #8 X 3/4 SS  | 601-011A-- | 6466174 THRU CURRENT |
| MT72  | RETAINER SCREW        | FOR EVAP. COVER - PTSM #8 X 3/4 SS  | 601-011A-- | 6466174 THRU CURRENT |

**ACCESSORIES**

|       |                        |                                    |               |                      |
|-------|------------------------|------------------------------------|---------------|----------------------|
| SLM48 | RETAINER SCREW         | FOR EVAP. COVER - PTSM #8 X 3/4 SS | 601-011A--    | 6466174 THRU CURRENT |
| MT21  | RETAINER-SCREW         | FOR EVAP. COVER                    | 601-025A--    | 6466174 THRU CURRENT |
| MT23  | RETAINER-SCREW         | FOR EVAP. COVER                    | 601-025A--    | 6466174 THRU CURRENT |
| MT27  | RETAINER-SCREW         | FOR EVAP. COVER                    | 601-025A--    | 6466174 THRU CURRENT |
| MT33  | RETAINER-SCREW         | FOR EVAP. COVER                    | 601-025A--    | 6466174 THRU CURRENT |
| MT35  | RETAINER-SCREW         | FOR EVAP. COVER                    | 601-025A--    | 6466174 THRU CURRENT |
| MT38  | RETAINER-SCREW         | FOR EVAP. COVER                    | 601-025A--    | 6466174 THRU CURRENT |
| MT45  | RETAINER-SCREW         | FOR EVAP. COVER                    | 601-025A--    | 6466174 THRU CURRENT |
| MT49  | RETAINER-SCREW         | FOR EVAP. COVER                    | 601-025A--    | 6466174 THRU CURRENT |
| MT66  | RETAINER-SCREW         | FOR EVAP. COVER                    | 601-025A--    | 6466174 THRU CURRENT |
| MT72  | RETAINER-SCREW         | FOR EVAP. COVER                    | 601-025A--    | 6466174 THRU CURRENT |
| SLM48 | RETAINER-SCREW         | FOR EVAP. COVER                    | 601-025A--    | 6466174 THRU CURRENT |
| MT21  | RETAINER-STUD 1/4 TURN | FOR EVAP. COVER                    | 604-137A      | 1306140 THRU 6466173 |
| MT23  | RETAINER-STUD 1/4 TURN | FOR EVAP. COVER                    | 604-137A      | 1306140 THRU 6466173 |
| MT27  | RETAINER-STUD 1/4 TURN | FOR EVAP. COVER                    | 604-137A      | 1306140 THRU 6466173 |
| MT33  | RETAINER-STUD 1/4 TURN | FOR EVAP. COVER                    | 604-137A      | 1306140 THRU 6466173 |
| MT35  | RETAINER-STUD 1/4 TURN | FOR EVAP. COVER                    | 604-137A      | 1306140 THRU 6466173 |
| MT38  | RETAINER-STUD 1/4 TURN | FOR EVAP. COVER                    | 604-137A      | 1306140 THRU 6466173 |
| MT45  | RETAINER-STUD 1/4 TURN | FOR EVAP. COVER                    | 604-137A      | 1306140 THRU 6466173 |
| MT49  | RETAINER-STUD 1/4 TURN | FOR EVAP. COVER                    | 604-137A      | 1306140 THRU 6466173 |
| MT66  | RETAINER-STUD 1/4 TURN | FOR EVAP. COVER                    | 604-137A      | 1306140 THRU 6466173 |
| MT72  | RETAINER-STUD 1/4 TURN | FOR EVAP. COVER                    | 604-137A      | 1306140 THRU 6466173 |
| SLM48 | RETAINER-STUD 1/4 TURN | FOR EVAP. COVER                    | 604-137A      | 1306140 THRU 6466173 |
| MM14  | REVERSING FAN KIT      | COVER - ONLY- TIMER HOUSING        | 49A36-065D-03 | UP TO 5856840        |
| MM14  | REVERSING FAN KIT      | MOTOR-ONLY REVERSIBLE 12W 115/60   | 501-156B-01   | UP TO 5856840        |
| MM14  | REVERSING FAN KIT      | TIMER - ONLY- REVERSING FAN        | 502-319D-01   | UP TO 5856840        |
| MM14  | REVERSING FAN KIT      | WIRE HARNESS ONLY-REV FAN KIT      | 504-892C      | UP TO 5856840        |
| MM14  | REVERSING FAN KIT      | RECEPTACLE PLUG - ONLY             | 505-149B      | UP TO 5856840        |
| MM14  | REVERSING FAN KIT      | MOTOR SCREW-ONLY                   | 603-437A      | UP TO 5856840        |
| MM14  | REVERSING FAN KIT      | FAN SILENCER - ONLY                | 603-474A      | UP TO 5856840        |
| MM14  | REVERSING FAN KIT      | CONDENSER FAN MOTOR KIT IL-2058D   | 63C32-096A    | UP TO 5856840        |
| MM27  | REVERSING FAN KIT      | COVER - ONLY- TIMER HOUSING        | 49A36-065D-03 | UP TO 5856840        |
| MM27  | REVERSING FAN KIT      | MOTOR-ONLY REVERSIBLE 12W 115/60   | 501-156B-01   | UP TO 5856840        |
| MM27  | REVERSING FAN KIT      | TIMER - ONLY- REVERSING FAN        | 502-319D-01   | UP TO 5856840        |
| MM27  | REVERSING FAN KIT      | WIRE HARNESS ONLY-REV FAN KIT      | 504-892C      | UP TO 5856840        |
| MM27  | REVERSING FAN KIT      | RECEPTACLE PLUG - ONLY             | 505-149B      | UP TO 5856840        |
| MM27  | REVERSING FAN KIT      | MOTOR SCREW-ONLY                   | 603-437A      | UP TO 5856840        |
| MM27  | REVERSING FAN KIT      | FAN SILENCER - ONLY                | 603-474A      | UP TO 5856840        |
| MM27  | REVERSING FAN KIT      | CONDENSER FAN MOTOR KIT IL-2004D   | 63C32-096A    | UP TO 5856840        |
| MT10  | REVERSING FAN KIT      | COVER - ONLY- TIMER HOUSING        | 49A36-065D-03 | UP TO 5856840        |
| MT10  | REVERSING FAN KIT      | MOTOR-ONLY REVERSIBLE 12W 115/60   | 501-156B-01   | UP TO 5856840        |
| MT10  | REVERSING FAN KIT      | TIMER - ONLY- REVERSING FAN        | 502-319D-01   | UP TO 5856840        |
| MT10  | REVERSING FAN KIT      | WIRE HARNESS ONLY-REV FAN KIT      | 504-892C      | UP TO 5856840        |
| MT10  | REVERSING FAN KIT      | RECEPTACLE PLUG - ONLY             | 505-149B      | UP TO 5856840        |
| MT10  | REVERSING FAN KIT      | MOTOR SCREW-ONLY                   | 603-437A      | UP TO 5856840        |
| MT10  | REVERSING FAN KIT      | FAN SILENCER - ONLY                | 603-474A      | UP TO 5856840        |
| MT10  | REVERSING FAN KIT      | CONDENSER FAN MOTOR KIT IL-2000D   | 63C32-096A    | UP TO 5856840        |
| MT12  | REVERSING FAN KIT      | COVER - ONLY- TIMER HOUSING        | 49A36-065D-03 | UP TO 5856840        |
| MT12  | REVERSING FAN KIT      | MOTOR-ONLY REVERSIBLE 12W 115/60   | 501-156B-01   | UP TO 5856840        |
| MT12  | REVERSING FAN KIT      | TIMER - ONLY- REVERSING FAN        | 502-319D-01   | UP TO 5856840        |
| MT12  | REVERSING FAN KIT      | WIRE HARNESS ONLY-REV FAN KIT      | 504-892C      | UP TO 5856840        |
| MT12  | REVERSING FAN KIT      | RECEPTACLE PLUG - ONLY             | 505-149B      | UP TO 5856840        |
| MT12  | REVERSING FAN KIT      | MOTOR SCREW-ONLY                   | 603-437A      | UP TO 5856840        |
| MT12  | REVERSING FAN KIT      | FAN SILENCER - ONLY                | 603-474A      | UP TO 5856840        |
| MT12  | REVERSING FAN KIT      | CONDENSER FAN MOTOR KIT IL-2000D   | 63C32-096A    | UP TO 5856840        |
| MT14  | REVERSING FAN KIT      | COVER - ONLY- TIMER HOUSING        | 49A36-065D-03 | UP TO 5856840        |
| MT14  | REVERSING FAN KIT      | MOTOR-ONLY REVERSIBLE 12W 115/60   | 501-156B-01   | UP TO 5856840        |
| MT14  | REVERSING FAN KIT      | TIMER - ONLY- REVERSING FAN        | 502-319D-01   | UP TO 5856840        |

**ACCESSORIES**

|         |                   |                                  |               |               |
|---------|-------------------|----------------------------------|---------------|---------------|
| MT14    | REVERSING FAN KIT | WIRE HARNESS ONLY-REV FAN KIT    | 504-892C      | UP TO 5856840 |
| MT14    | REVERSING FAN KIT | RECEPTACLE PLUG - ONLY           | 505-149B      | UP TO 5856840 |
| MT14    | REVERSING FAN KIT | MOTOR SCREW-ONLY                 | 603-437A      | UP TO 5856840 |
| MT14    | REVERSING FAN KIT | FAN SILENCER - ONLY              | 603-474A      | UP TO 5856840 |
| MT14    | REVERSING FAN KIT | CONDENSER FAN MOTOR KIT IL-2000D | 63C32-096A    | UP TO 5856840 |
| MT15    | REVERSING FAN KIT | COVER - ONLY- TIMER HOUSING      | 49A36-065D-03 | UP TO 5856840 |
| MT15    | REVERSING FAN KIT | MOTOR-ONLY REVERSIBLE 12W 115/60 | 501-156B-01   | UP TO 5856840 |
| MT15    | REVERSING FAN KIT | TIMER - ONLY- REVERSING FAN      | 502-319D-01   | UP TO 5856840 |
| MT15    | REVERSING FAN KIT | WIRE HARNESS ONLY-REV FAN KIT    | 504-892C      | UP TO 5856840 |
| MT15    | REVERSING FAN KIT | RECEPTACLE PLUG - ONLY           | 505-149B      | UP TO 5856840 |
| MT15    | REVERSING FAN KIT | MOTOR SCREW-ONLY                 | 603-437A      | UP TO 5856840 |
| MT15    | REVERSING FAN KIT | FAN SILENCER - ONLY              | 603-474A      | UP TO 5856840 |
| MT15    | REVERSING FAN KIT | CONDENSER FAN MOTOR KIT IL-2000D | 63C32-096A    | UP TO 5856840 |
| MT15-54 | REVERSING FAN KIT | COVER - ONLY- TIMER HOUSING      | 49A36-065D-03 | UP TO 5856840 |
| MT15-54 | REVERSING FAN KIT | MOTOR-ONLY REVERSIBLE 12W 115/60 | 501-156B-01   | UP TO 5856840 |
| MT15-54 | REVERSING FAN KIT | TIMER - ONLY- REVERSING FAN      | 502-319D-01   | UP TO 5856840 |
| MT15-54 | REVERSING FAN KIT | WIRE HARNESS ONLY-REV FAN KIT    | 504-892C      | UP TO 5856840 |
| MT15-54 | REVERSING FAN KIT | RECEPTACLE PLUG - ONLY           | 505-149B      | UP TO 5856840 |
| MT15-54 | REVERSING FAN KIT | MOTOR SCREW-ONLY                 | 603-437A      | UP TO 5856840 |
| MT15-54 | REVERSING FAN KIT | FAN SILENCER - ONLY              | 603-474A      | UP TO 5856840 |
| MT15-54 | REVERSING FAN KIT | CONDENSER FAN MOTOR KIT IL-2000D | 63C32-096A    | UP TO 5856840 |
| MT17    | REVERSING FAN KIT | COVER - ONLY- TIMER HOUSING      | 49A36-065D-03 | UP TO 5856840 |
| MT17    | REVERSING FAN KIT | MOTOR-ONLY REVERSIBLE 12W 115/60 | 501-156B-01   | UP TO 5856840 |
| MT17    | REVERSING FAN KIT | TIMER - ONLY- REVERSING FAN      | 502-319D-01   | UP TO 5856840 |
| MT17    | REVERSING FAN KIT | WIRE HARNESS ONLY-REV FAN KIT    | 504-892C      | UP TO 5856840 |
| MT17    | REVERSING FAN KIT | RECEPTACLE PLUG - ONLY           | 505-149B      | UP TO 5856840 |
| MT17    | REVERSING FAN KIT | MOTOR SCREW-ONLY                 | 603-437A      | UP TO 5856840 |
| MT17    | REVERSING FAN KIT | FAN SILENCER - ONLY              | 603-474A      | UP TO 5856840 |
| MT17    | REVERSING FAN KIT | CONDENSER FAN MOTOR KIT IL-2000D | 63C32-096A    | UP TO 5856840 |
| MT17-54 | REVERSING FAN KIT | COVER - ONLY- TIMER HOUSING      | 49A36-065D-03 | UP TO 5856840 |
| MT17-54 | REVERSING FAN KIT | MOTOR-ONLY REVERSIBLE 12W 115/60 | 501-156B-01   | UP TO 5856840 |
| MT17-54 | REVERSING FAN KIT | TIMER - ONLY- REVERSING FAN      | 502-319D-01   | UP TO 5856840 |
| MT17-54 | REVERSING FAN KIT | WIRE HARNESS ONLY-REV FAN KIT    | 504-892C      | UP TO 5856840 |
| MT17-54 | REVERSING FAN KIT | RECEPTACLE PLUG - ONLY           | 505-149B      | UP TO 5856840 |
| MT17-54 | REVERSING FAN KIT | MOTOR SCREW-ONLY                 | 603-437A      | UP TO 5856840 |
| MT17-54 | REVERSING FAN KIT | FAN SILENCER - ONLY              | 603-474A      | UP TO 5856840 |
| MT17-54 | REVERSING FAN KIT | CONDENSER FAN MOTOR KIT IL-2000D | 63C32-096A    | UP TO 5856840 |
| MT19    | REVERSING FAN KIT | COVER - ONLY- TIMER HOUSING      | 49A36-065D-03 | UP TO 5856840 |
| MT19    | REVERSING FAN KIT | MOTOR-ONLY REVERSIBLE 12W 115/60 | 501-156B-01   | UP TO 5856840 |
| MT19    | REVERSING FAN KIT | TIMER - ONLY- REVERSING FAN      | 502-319D-01   | UP TO 5856840 |
| MT19    | REVERSING FAN KIT | WIRE HARNESS ONLY-REV FAN KIT    | 504-892C      | UP TO 5856840 |
| MT19    | REVERSING FAN KIT | RECEPTACLE PLUG - ONLY           | 505-149B      | UP TO 5856840 |
| MT19    | REVERSING FAN KIT | MOTOR SCREW-ONLY                 | 603-437A      | UP TO 5856840 |
| MT19    | REVERSING FAN KIT | FAN SILENCER - ONLY              | 603-474A      | UP TO 5856840 |
| MT19    | REVERSING FAN KIT | CONDENSER FAN MOTOR KIT IL-2000D | 63C32-096A    | UP TO 5856840 |
| MT23    | REVERSING FAN KIT | COVER - ONLY- TIMER HOUSING      | 49A36-065D-03 | UP TO 5856840 |
| MT23    | REVERSING FAN KIT | MOTOR-ONLY REVERSIBLE 12W 115/60 | 501-156B-01   | UP TO 5856840 |
| MT23    | REVERSING FAN KIT | TIMER - ONLY- REVERSING FAN      | 502-319D-01   | UP TO 5856840 |
| MT23    | REVERSING FAN KIT | WIRE HARNESS ONLY-REV FAN KIT    | 504-892C      | UP TO 5856840 |
| MT23    | REVERSING FAN KIT | RECEPTACLE PLUG - ONLY           | 505-149B      | UP TO 5856840 |
| MT23    | REVERSING FAN KIT | MOTOR SCREW-ONLY                 | 603-437A      | UP TO 5856840 |
| MT23    | REVERSING FAN KIT | FAN SILENCER - ONLY              | 603-474A      | UP TO 5856840 |
| MT23    | REVERSING FAN KIT | CONDENSER FAN MOTOR KIT IL-2058D | 63C32-096A    | UP TO 5856840 |
| MT27    | REVERSING FAN KIT | COVER - ONLY- TIMER HOUSING      | 49A36-065D-03 | UP TO 5856840 |
| MT27    | REVERSING FAN KIT | MOTOR-ONLY REVERSIBLE 12W 115/60 | 501-156B-01   | UP TO 5856840 |
| MT27    | REVERSING FAN KIT | TIMER - ONLY- REVERSING FAN      | 502-319D-01   | UP TO 5856840 |
| MT27    | REVERSING FAN KIT | WIRE HARNESS ONLY-REV FAN KIT    | 504-892C      | UP TO 5856840 |
| MT27    | REVERSING FAN KIT | RECEPTACLE PLUG - ONLY           | 505-149B      | UP TO 5856840 |



**ACCESSORIES**

|         |                   |                                      |                          |                      |
|---------|-------------------|--------------------------------------|--------------------------|----------------------|
| MT27    | REVERSING FAN KIT | MOTOR SCREW-ONLY                     | 603-437A                 | UP TO 5856840        |
| MT27    | REVERSING FAN KIT | FAN SILENCER - ONLY                  | 603-474A                 | UP TO 5856840        |
| MT27    | REVERSING FAN KIT | CONDENSER FAN MOTOR KIT IL-2004D     | 63C32-096A               | UP TO 5856840        |
| MT33    | REVERSING FAN KIT | COVER - ONLY- TIMER HOUSING          | 49A36-065D-03            | UP TO 5856840        |
| MT33    | REVERSING FAN KIT | MOTOR-ONLY REVERSIBLE 12W 115/60     | 501-156B-01              | UP TO 5856840        |
| MT33    | REVERSING FAN KIT | TIMER - ONLY- REVERSING FAN          | 502-319D-01              | UP TO 5856840        |
| MT33    | REVERSING FAN KIT | WIRE HARNESS ONLY-REV FAN KIT        | 504-892C                 | UP TO 5856840        |
| MT33    | REVERSING FAN KIT | RECEPTACLE PLUG - ONLY               | 505-149B                 | UP TO 5856840        |
| MT33    | REVERSING FAN KIT | MOTOR SCREW-ONLY                     | 603-437A                 | UP TO 5856840        |
| MT33    | REVERSING FAN KIT | FAN SILENCER - ONLY                  | 603-474A                 | UP TO 5856840        |
| MT33    | REVERSING FAN KIT | CONDENSER FAN MOTOR KIT IL-2003D     | 63C32-096A               | UP TO 5856840        |
| MT35    | REVERSING FAN KIT | COVER - ONLY- TIMER HOUSING          | 49A36-065D-03            | UP TO 5856840        |
| MT35    | REVERSING FAN KIT | MOTOR-ONLY REVERSIBLE 12W 115/60     | 501-156B-01              | UP TO 5856840        |
| MT35    | REVERSING FAN KIT | TIMER - ONLY- REVERSING FAN          | 502-319D-01              | UP TO 5856840        |
| MT35    | REVERSING FAN KIT | WIRE HARNESS ONLY-REV FAN KIT        | 504-892C                 | UP TO 5856840        |
| MT35    | REVERSING FAN KIT | RECEPTACLE PLUG - ONLY               | 505-149B                 | UP TO 5856840        |
| MT35    | REVERSING FAN KIT | MOTOR SCREW-ONLY                     | 603-437A                 | UP TO 5856840        |
| MT35    | REVERSING FAN KIT | FAN SILENCER - ONLY                  | 603-474A                 | UP TO 5856840        |
| MT35    | REVERSING FAN KIT | CONDENSER FAN MOTOR KIT IL-2003D     | 63C32-096A               | UP TO 5856840        |
| MT38    | REVERSING FAN KIT | COVER - ONLY- TIMER HOUSING          | 49A36-065D-03            | UP TO 5856840        |
| MT38    | REVERSING FAN KIT | MOTOR-ONLY REVERSIBLE 12W 115/60     | 501-156B-01              | UP TO 5856840        |
| MT38    | REVERSING FAN KIT | TIMER - ONLY- REVERSING FAN          | 502-319D-01              | UP TO 5856840        |
| MT38    | REVERSING FAN KIT | WIRE HARNESS ONLY-REV FAN KIT        | 504-892C                 | UP TO 5856840        |
| MT38    | REVERSING FAN KIT | RECEPTACLE PLUG - ONLY               | 505-149B                 | UP TO 5856840        |
| MT38    | REVERSING FAN KIT | MOTOR SCREW-ONLY                     | 603-437A                 | UP TO 5856840        |
| MT38    | REVERSING FAN KIT | FAN SILENCER - ONLY                  | 603-474A                 | UP TO 5856840        |
| MT38    | REVERSING FAN KIT | CONDENSER FAN MOTOR KIT IL-2003D     | 63C32-096A               | UP TO 5856840        |
| MT45    | REVERSING FAN KIT | COVER - ONLY- TIMER HOUSING          | 49A36-065D-03            | UP TO 5856840        |
| MT45    | REVERSING FAN KIT | MOTOR-ONLY REVERSIBLE 12W 115/60     | 501-156B-01              | UP TO 5856840        |
| MT45    | REVERSING FAN KIT | TIMER - ONLY- REVERSING FAN          | 502-319D-01              | UP TO 5856840        |
| MT45    | REVERSING FAN KIT | WIRE HARNESS ONLY-REV FAN KIT        | 504-892C                 | UP TO 5856840        |
| MT45    | REVERSING FAN KIT | RECEPTACLE PLUG - ONLY               | 505-149B                 | UP TO 5856840        |
| MT45    | REVERSING FAN KIT | MOTOR SCREW-ONLY                     | 603-437A                 | UP TO 5856840        |
| MT45    | REVERSING FAN KIT | FAN SILENCER - ONLY                  | 603-474A                 | UP TO 5856840        |
| MT45    | REVERSING FAN KIT | CONDENSER FAN MOTOR KIT IL-2003D     | 63C32-096A               | UP TO 5856840        |
| MT49    | REVERSING FAN KIT | COVER - ONLY- TIMER HOUSING          | 49A36-065D-03            | UP TO 5856840        |
| MT49    | REVERSING FAN KIT | MOTOR-ONLY REVERSIBLE 12W 115/60     | 501-156B-01              | UP TO 5856840        |
| MT49    | REVERSING FAN KIT | TIMER - ONLY- REVERSING FAN          | 502-319D-01              | UP TO 5856840        |
| MT49    | REVERSING FAN KIT | WIRE HARNESS ONLY-REV FAN KIT        | 504-892C                 | UP TO 5856840        |
| MT49    | REVERSING FAN KIT | RECEPTACLE PLUG - ONLY               | 505-149B                 | UP TO 5856840        |
| MT49    | REVERSING FAN KIT | MOTOR SCREW-ONLY                     | 603-437A                 | UP TO 5856840        |
| MT49    | REVERSING FAN KIT | FAN SILENCER - ONLY                  | 603-474A                 | UP TO 5856840        |
| MT49    | REVERSING FAN KIT | CONDENSER FAN MOTOR KIT IL-2003D     | 63C32-096A               | UP TO 5856840        |
| MT15    | ROLLER            | SLIDE DOOR                           | <a href="#">401-603B</a> | 8123598 THRU CURRENT |
| MT17    | ROLLER            | SLIDE DOOR                           | <a href="#">401-603B</a> | 8123598 THRU CURRENT |
| MT19-54 | ROLLER            | SLIDE DOOR                           | <a href="#">401-603B</a> | 8123598 THRU CURRENT |
| MT20    | ROLLER            | SLIDE DOOR                           | <a href="#">401-603B</a> | 8123598 THRU CURRENT |
| MT22    | ROLLER            | SLIDE DOOR                           | <a href="#">401-603B</a> | 8123598 THRU CURRENT |
| MT33    | ROLLER            | SLIDE DOOR                           | <a href="#">401-603B</a> | 8123598 THRU CURRENT |
| MT38    | ROLLER            | SLIDE DOOR                           | <a href="#">401-603B</a> | 8123598 THRU CURRENT |
| MT45    | ROLLER            | SLIDE DOOR                           | <a href="#">401-603B</a> | 8123598 THRU CURRENT |
| MT66    | ROLLER            | SLIDE DOOR                           | <a href="#">401-603B</a> | 8123598 THRU CURRENT |
| SLM48   | ROLLER            | SLIDE DOOR                           | <a href="#">401-603B</a> | 8123598 THRU CURRENT |
| MT15    | ROLLER - KIT      | SLIDE DOOR KIT - QTY 2 WITH BRACKETS | 63C32-062A               | 8123598 THRU CURRENT |
| MT17    | ROLLER - KIT      | SLIDE DOOR KIT - QTY 2 WITH BRACKETS | 63C32-062A               | 8123598 THRU CURRENT |
| MT19-54 | ROLLER - KIT      | SLIDE DOOR KIT - QTY 2 WITH BRACKETS | 63C32-062A               | 8123598 THRU CURRENT |
| MT20    | ROLLER - KIT      | SLIDE DOOR KIT - QTY 2 WITH BRACKETS | 63C32-062A               | 8123598 THRU CURRENT |
| MT22    | ROLLER - KIT      | SLIDE DOOR KIT - QTY 2 WITH BRACKETS | 63C32-062A               | 8123598 THRU CURRENT |



## ACCESSORIES

|         |               |                                      |               |                      |
|---------|---------------|--------------------------------------|---------------|----------------------|
| MT33    | ROLLER - KIT  | SLIDE DOOR KIT - QTY 2 WITH BRACKETS | 63C32-062A    | 8123598 THRU CURRENT |
| MT38    | ROLLER - KIT  | SLIDE DOOR KIT - QTY 2 WITH BRACKETS | 63C32-062A    | 8123598 THRU CURRENT |
| MT45    | ROLLER - KIT  | SLIDE DOOR KIT - QTY 2 WITH BRACKETS | 63C32-062A    | 8123598 THRU CURRENT |
| MT66    | ROLLER - KIT  | SLIDE DOOR KIT - QTY 2 WITH BRACKETS | 63C32-062A    | 8123598 THRU CURRENT |
| MT66    | ROLLER - KIT  | SLIDE DOOR - QTY 2 FOR CENTER DOOR   | 63C32-063A    | 8123598 THRU CURRENT |
| SLM48   | ROLLER - KIT  | SLIDE DOOR KIT - QTY 2 WITH BRACKETS | 63C32-062A    | 8123598 THRU CURRENT |
| BZ16    | RUN CAP.      | 85PR370F51 115V/60HZ                 | 302-554A      | 3133015 THRU CURRENT |
| BZ16    | RUN CAPACITOR | TEC - 85PR370 E 36 220V/60HZ         | 302-557A      | 3133015 THRU CURRENT |
| MT66    | RUN CAPACITOR | TEC - 85PR370 E 36 220V/60HZ         | 302-557A      | 3133015 THRU CURRENT |
| MT72    | RUN CAPACITOR | TEC - 85PR370 E 36 220V/60HZ         | 302-557A      | 3133015 THRU CURRENT |
| MT66    | RUN CAPACITOR | 85PR37072 F20 115V/60HZ              | 302-554A      | 3124717 THRU CURRENT |
| MT72    | RUN CAPACITOR | 85PR37072 F20 115V/60HZ              | 302-554A      | 3124717 THRU CURRENT |
| BZ16    | SEAL          | BACK                                 | 60D31-180C-01 | 3441092 THRU CURRENT |
| BZ16    | SERVICE CORD  | REF. DECK                            | 504-748D      | 3133015 THRU CURRENT |
| BZ16    | SHELF         | FLAT SHELF 32.125 X 19.25            | 403-621D      | 3441092 THRU CURRENT |
| EZA84   | SHELF         | BOTTOM                               | 403-693D-01   | 3441092 THRU CURRENT |
| MM14    | SHELF         | 32-1/4 X 15-3/4                      | 403-500D      | 1300860 THRU CURRENT |
| MM27    | SHELF         | VERTICAL LIGHT 26 X 24-3/4           | 403-444D      | 1300860 THRU CURRENT |
| MT10    | SHELF         | 20-1/4 X 18-3/4                      | 403-469D      | 1300860 THRU CURRENT |
| MT12    | SHELF         | 20-1/4 X 18-3/4                      | 403-469D      | 1300860 THRU CURRENT |
| MT14    | SHELF         | 20-1/4 X 18-3/4                      | 403-469D      | 1300860 THRU CURRENT |
| MT15-54 | SHELF         | 23-1/4 X 24-3/4                      | 403-574D      | 1300860 THRU CURRENT |
| MT18    | SHELF         | 23-3/4 X 21-3/4                      | 403-311D      | 1300860 THRU CURRENT |
| MT19    | SHELF         | 20-1/4 X 18-3/4                      | 403-469D      | 1300860 THRU CURRENT |
| MT19-54 | SHELF         | 21-5/8 X 15-3/8                      | 403-585D      | 1300860 THRU CURRENT |
| MT20-54 | SHELF         | 29-11/16 X 32-1/4                    | 403-118D      | 1300860 THRU CURRENT |
| MT21    | SHELF         | 23-3/4 X 21-3/4                      | 403-311D      | 1300860 THRU CURRENT |
| MT22    | SHELF         | 21-1/4W X 15-1/4                     | 403-505D      | 1300860 THRU CURRENT |
| MT23    | SHELF         | 23-3/4 X 21-3/4                      | 403-311D      | 1300860 THRU CURRENT |
| MT27    | SHELF         | HORIZONTAL LIGHT 26 X 26-7/8         | 403-292D      | 1300860 THRU CURRENT |
| MT27    | SHELF         | HORIZONTAL LIGHT 26 X 24-3/4         | 403-444D      | 1300860 THRU CURRENT |
| MT33    | SHELF         | 17-1/4 X 21-3/4                      | 403-309D      | 1300860 THRU CURRENT |
| MT35    | SHELF         | VERTICAL. LIGHT 17-1/4 X 21-3/4      | 403-624D      | 1300860 THRU CURRENT |
| MT38    | SHELF         | 19 X 21-3/4                          | 403-310D      | 1300860 THRU CURRENT |
| MT45    | SHELF         | 21-3/4 X 23-3/4                      | 403-311D      | 1300860 THRU CURRENT |
| MT49    | SHELF         | HORIZONTAL LIGHT 21-3/4 X 23-3/4     | 403-295D      | 1300860 THRU CURRENT |
| MT49    | SHELF         | VERTICAL LIGHT 23-1/4 X 24-3/4       | 403-311D      | 1300860 THRU CURRENT |
| MT66    | SHELF         | 23-1/4 X 21-3/4                      | 403-446D      | 1300860 THRU CURRENT |
| MT72    | SHELF         | HORIZONTAL LIGHT 23-1/4 X 25-1/4     | 403-295D      | 1300860 THRU CURRENT |
| MT72    | SHELF         | VERTICAL LIGHT 23-1/4 X 24-3/4       | 403-446D      | 1300860 THRU CURRENT |
| SLM48   | SHELF         | 24-5/8 X 15-1/4                      | 403-445D      | 1300860 THRU CURRENT |
| UC85    | SHELF         | BOTTOM                               | 403-783B      | 3441092 THRU CURRENT |
| UC85    | SHELF         | TOP                                  | 403-784B      | 3441092 THRU CURRENT |
| UR20    | SHELF         | 17.06 X 14.31                        | 403-337D      | 3441092 THRU CURRENT |
| UR20    | SHELF         | 17.06 X 12.56                        | 403-338D      | 3441092 THRU CURRENT |
| UR30    | SHELF         | 15.25 X 17.0625                      | 403-501D      | 3441092 THRU CURRENT |
| UC85    | SHELF SUPPORT | FRONT                                | 401-707B      | 3441092 THRU CURRENT |
| UC85    | SHELF SUPPORT | REAR                                 | 401-708B      | 3441092 THRU CURRENT |
| MT10    | SHELF CLIP    | SHORT TAB                            | 403-168A      | 1300860 THRU CURRENT |
| MT10    | SHELF CLIP    | LONG TAB                             | 403-306A      | 1300860 THRU CURRENT |
| MT12    | SHELF CLIP    | SHORT TAB                            | 403-168A      | 1300860 THRU CURRENT |
| MT12    | SHELF CLIP    | LONG TAB                             | 403-306A      | 1300860 THRU CURRENT |
| MT14    | SHELF CLIP    | SHORT TAB                            | 403-168A      | 1300860 THRU CURRENT |
| MT14    | SHELF CLIP    | LONG TAB                             | 403-306A      | 1300860 THRU CURRENT |
| MT15    | SHELF CLIP    | SHORT TAB                            | 403-168A      | 1300860 THRU CURRENT |
| MT15    | SHELF CLIP    | LONG TAB                             | 403-306A      | 1300860 THRU CURRENT |
| MT17    | SHELF CLIP    | SHORT TAB                            | 403-168A      | 1300860 THRU CURRENT |
| MT17    | SHELF CLIP    | LONG TAB                             | 403-306A      | 1300860 THRU CURRENT |
| MT21    | SHELF CLIP    | SHORT TAB                            | 403-168A      | 1300860 THRU CURRENT |
| MT21    | SHELF CLIP    | LONG TAB                             | 403-306A      | 1300860 THRU CURRENT |
| MT23    | SHELF CLIP    | SHORT TAB                            | 403-168A      | 1300860 THRU CURRENT |

## ACCESSORIES

|        |                    |                             |               |                      |
|--------|--------------------|-----------------------------|---------------|----------------------|
| MT23   | SHELF CLIP         | LONG TAB                    | 403-306A      | 1300860 THRU CURRENT |
| MT27   | SHELF CLIP         | SHORT TAB                   | 403-168A      | 1300860 THRU CURRENT |
| MT27   | SHELF CLIP         | LONG TAB                    | 403-306A      | 1300860 THRU CURRENT |
| MT33   | SHELF CLIP         | SHORT TAB                   | 403-168A      | 1300860 THRU CURRENT |
| MT33   | SHELF CLIP         | LONG TAB                    | 403-306A      | 1300860 THRU CURRENT |
| MT35   | SHELF CLIP         | SHORT TAB                   | 403-168A      | 1300860 THRU CURRENT |
| MT35   | SHELF CLIP         | LONG TAB                    | 403-306A      | 1300860 THRU CURRENT |
| MT38   | SHELF CLIP         | SHORT TAB                   | 403-168A      | 1300860 THRU CURRENT |
| MT38   | SHELF CLIP         | LONG TAB                    | 403-306A      | 1300860 THRU CURRENT |
| MT45   | SHELF CLIP         | SHORT TAB                   | 403-168A      | 1300860 THRU CURRENT |
| MT45   | SHELF CLIP         | LONG TAB                    | 403-306A      | 1300860 THRU CURRENT |
| MT49   | SHELF CLIP         | SHORT TAB                   | 403-168A      | 1300860 THRU CURRENT |
| MT49   | SHELF CLIP         | LONG TAB                    | 403-306A      | 1300860 THRU CURRENT |
| MT66   | SHELF CLIP         | SHORT TAB                   | 403-168A      | 1300860 THRU CURRENT |
| MT66   | SHELF CLIP         | LONG TAB                    | 403-306A      | 1300860 THRU CURRENT |
| MT72   | SHELF CLIP         | SHORT TAB                   | 403-168A      | 1300860 THRU CURRENT |
| MT72   | SHELF CLIP         | LONG TAB                    | 403-306A      | 1300860 THRU CURRENT |
| UR20   | SHELF CLIP         | SHORT TAB                   | 403-168A      | 1300860 THRU CURRENT |
| UR30   | SHELF CLIP         | SHORT TAB                   | 403-168A      | 1300860 THRU CURRENT |
| BZ13   | SHIELD             | END PLEXIGLAS L&R           | 706-163D-01   | 3441092 THRU CURRENT |
| BZ13   | SHIELD             | FRONT PLEXIGLAS - BOTTOM    | 706-164D-01   | 3441092 THRU CURRENT |
| BZ16   | SHIELD             | END PLEXIGLAS L&R           | 706-090D      | 3441092 THRU CURRENT |
| BZ16   | SHIELD             | FRONT PLEXIGLAS - BOTTOM    | 706-091D      | 3441092 THRU CURRENT |
| BZ13   | SHIELD CLAMP       | CHROME - 2 PER UNIT         | 605-049A      | 3441092 THRU CURRENT |
| BZ16   | SHIELD CLAMP       | CHROME - 2 PER UNIT         | 605-049A      | 3441092 THRU CURRENT |
| MT38   | SIGN FRAME         | BUBBLE 43 1/4" X 9 13/16"   | 50B32-065C    | 0103159 THRU CURRENT |
| MT66   | SIGN FRAME         | FLAT 74 1/2" X 8 11/16"     | 50B32-050C    | 8123598 THRU CURRENT |
| SLM48  | SIGN FRAME         | FLAT 47 3/16" X 8 11/16"    | 50B32-060C    | 8123598 THRU CURRENT |
| MM27   | SIGN FRAME         | CURVED 29 1/4" X 8 3/4"     | 706-061D-01   | 3441092 THRU CURRENT |
| MT27   | SIGN FRAME         | BUBBLE 29 13/16" X 8 3/4"   | 50B32-063C    | 0108003 THRU CURRENT |
| MT33   | SIGN FRAME         | BUBBLE 38 13/16" X 9 13/16" | 50B32-064C    | 0108003 THRU CURRENT |
| MT35   | SIGN FRAME         | BUBBLE 38 11/32" X 8 11/16" | 50B32-099C-01 | 1998 THRU CURRENT    |
| MT35   | SIGN FRAME         | FLAT 38 11/32" X 8 11/16"   | 50B32-101D-01 | 1998 THRU CURRENT    |
| MT45   | SIGN FRAME         | BUBBLE 51 3/4" X 9 13/16"   | 50B32-066C    | 0108003 THRU CURRENT |
| BZ13   | SIGN FRAME         | LENS ASSEMBLY               | 50B32-109D-01 | 3441092 THRU CURRENT |
| BZ13   | SIGN FRAME         | LENS ASSEMBLY               | 50B32-109D-01 | 3441092 THRU CURRENT |
| MT38   | SIGN FRAME         | FLAT 42 7/8" X 8 11/16"     | 50B32-047C    | 8123598 THRU CURRENT |
| MT72   | SIGN FRAME         | FLAT 74 1/2" X 8 11/16"     | 50B32-051C    | 8123598 THRU CURRENT |
| MT45   | SIGN FRAME         | FLAT 51 3/8" X 8 11/16"     | 50B32-048C    | 8123598 THRU CURRENT |
| MT49   | SIGN FRAME         | FLAT 51 3/8" X 8 11/16"     | 50B32-049C    | 8123598 THRU CURRENT |
| MT49   | SIGN FRAME         | BUBBLE 51 3/4" X 8 3/4"     | 50B32-067C    | 0108003 THRU CURRENT |
| MT21   | SIGN FRAME         | BUBBLE 27 1/16" X 8 3/4"    | 50B32-062C    | 0108003 THRU CURRENT |
| MT23   | SIGN FRAME         | BUBBLE 27 1/16" X 8 3/4"    | 50B32-062C    | 1987 THRU CURRENT    |
| MT66   | SIGN FRAME         | BUBBLE 74 7/8" X 9 13/16"   | 50B32-068C    | 0108003 THRU CURRENT |
| MT72   | SIGN FRAME         | BUBBLE 74 7/8" X 9 13/16"   | 50B32-068C    | 0108003 THRU CURRENT |
| MT19   | SIGN FRAME         | BUBBLE 23 3/8" X 6 3/4"     | 50B32-091D-01 | 1996 THRU CURRENT    |
| MT21   | SIGN FRAME         | FLAT 26 11/16" X 8 11/16"   | 50B32-044C    | 8123598 THRU CURRENT |
| MT23   | SIGN FRAME         | FLAT 26 11/16" X 8 11/16"   | 50B32-044C    | 1987 THRU CURRENT    |
| MT27   | SIGN FRAME         | FLAT 29 7/16" X 8 11/16"    | 50B32-045C    | 8123598 THRU CURRENT |
| MT19   | SIGN FRAME         | FLAT 23 3/8" X 6 3/4"       | 50B32-089D-01 | 8123598 THRU CURRENT |
| MT33   | SIGN FRAME         | FLAT 38 7/16" X 8 11/16"    | 50B32-046C    | 8123598 THRU CURRENT |
| MM14   | SPACER             | TOP & BOTTOM (HINGE)        | 401-572A-02   | 3441092 THRU CURRENT |
| MM27   | SPACER             | TOP & BOTTOM (HINGE)        | 401-572A-02   | 3441092 THRU CURRENT |
| EZA84  | SPRING             | PRODUCT DIVIDER             | 401-090AAB    | 3441092 THRU CURRENT |
| MT ALL | SPRING             | WICKING RETAINING           | 401-113AAC    | 3133015 THRU CURRENT |
| MM14   | SPRING - CARTRIDGE | TOP - BLACK LEFT & RIGHT    | 401-571A-02   | 8123598 THRU CURRENT |
| MM27   | SPRING - CARTRIDGE | TOP - BLACK LEFT & RIGHT    | 401-571A-02   | 8123598 THRU CURRENT |
| MT10   | SPRING - CARTRIDGE | BOTTOM - BLACK LEFT & RIGHT | 401-600A-02   | 8123598 THRU CURRENT |
| MT12   | SPRING - CARTRIDGE | BOTTOM - BLACK LEFT & RIGHT | 401-600A-02   | 8123598 THRU CURRENT |
| MT14   | SPRING - CARTRIDGE | BOTTOM - BLACK LEFT & RIGHT | 401-216A-02   | 8123598 THRU CURRENT |
| MT18   | SPRING - CARTRIDGE | BOTTOM - BLACK LEFT & RIGHT | 401-216A-02   | 8123598 THRU CURRENT |

## ACCESSORIES

|         |                          |                                 |               |                      |
|---------|--------------------------|---------------------------------|---------------|----------------------|
| MT19    | SPRING - CARTRIDGE       | BOTTOM - BLACK LEFT & RIGHT     | 401-600A-02   | 8123598 THRU CURRENT |
| MT21    | SPRING - CARTRIDGE       | BOTTOM - BLACK LEFT & RIGHT     | 401-216A-02   | 8123598 THRU CURRENT |
| MT23    | SPRING - CARTRIDGE       | BOTTOM - BLACK LEFT & RIGHT     | 401-216A-02   | 8123598 THRU CURRENT |
| MT27    | SPRING - CARTRIDGE       | BOTTOM - BLACK LEFT & RIGHT     | 401-216A-02   | 8123598 THRU CURRENT |
| MT49    | SPRING - CARTRIDGE       | BOTTOM - BLACK LEFT & RIGHT     | 401-216A-02   | 8123598 THRU CURRENT |
| MT72    | SPRING - CARTRIDGE       | BOTTOM - BLACK LEFT & RIGHT     | 401-263A-02   | 8123598 THRU CURRENT |
| UR20    | SPRING - CARTRIDGE       | BOTTOM - BLACK LEFT & RIGHT     | 401-454A-02   | 1304468 THRU CURRENT |
| UR30    | SPRING - CARTRIDGE       | BOTTOM - BLACK LEFT & RIGHT     | 401-454A-02   | 1304468 THRU CURRENT |
| MT15    | SPRING - DOOR            | SLIDE DOOR - 9-1/2" INCHES LONG | 401-559B      | 8123598 THRU CURRENT |
| MT17    | SPRING - DOOR            | SLIDE DOOR - 9-1/2" INCHES LONG | 401-559B      | 8123598 THRU CURRENT |
| MT19-54 | SPRING - DOOR            | SLIDE DOOR - 9-1/2" INCHES LONG | 401-559B      | 8123598 THRU CURRENT |
| MT20    | SPRING - DOOR            | SLIDE DOOR - 9-1/2" INCHES LONG | 401-559B      | 8123598 THRU CURRENT |
| MT22    | SPRING - DOOR            | SLIDE DOOR - 9-1/2" INCHES LONG | 401-559B      | 8123598 THRU CURRENT |
| MT33    | SPRING - DOOR            | SLIDE DOOR - 8-1/2" INCHES LONG | 401-560B      | 8123598 THRU CURRENT |
| MT38    | SPRING - DOOR            | SLIDE DOOR - 9-1/2" INCHES LONG | 401-559B      | 8123598 THRU CURRENT |
| MT45    | SPRING - DOOR            | SLIDE DOOR - 11" INCHES LONG    | 401-561B      | 8123598 THRU CURRENT |
| MT66    | SPRING - DOOR            | SLIDE DOOR - 11" INCHES LONG    | 401-561B      | 8123598 THRU CURRENT |
| SLM48   | SPRING - DOOR            | SLIDE DOOR - 11" INCHES LONG    | 401-561B      | 8123598 THRU CURRENT |
| EZA84   | SPRING - HOOK            | SPRING BLOCK                    | 401-663B      | 3441092 THRU CURRENT |
| MM14    | SPRING - RELIEF          | SWING DOOR BOTTOM - HORSE SHOE  | 401-217A      | 8123598 THRU CURRENT |
| MM27    | SPRING - RELIEF          | SWING DOOR BOTTOM - HORSE SHOE  | 401-217A      | 8123598 THRU CURRENT |
| MT10    | SPRING - RELIEF          | SWING DOOR BOTTOM - HORSE SHOE  | 401-217A      | 8123598 THRU CURRENT |
| MT12    | SPRING - RELIEF          | SWING DOOR BOTTOM - HORSE SHOE  | 401-217A      | 8123598 THRU CURRENT |
| MT14    | SPRING - RELIEF          | SWING DOOR BOTTOM - HORSE SHOE  | 401-217A      | 8123598 THRU CURRENT |
| MT18    | SPRING - RELIEF          | SWING DOOR BOTTOM - HORSE SHOE  | 401-217A      | 8123598 THRU CURRENT |
| MT19    | SPRING - RELIEF          | SWING DOOR BOTTOM - HORSE SHOE  | 401-217A      | 8123598 THRU CURRENT |
| MT21    | SPRING - RELIEF          | SWING DOOR BOTTOM - HORSE SHOE  | 401-217A      | 8123598 THRU CURRENT |
| MT23    | SPRING - RELIEF          | SWING DOOR BOTTOM - HORSE SHOE  | 401-217A      | 8123598 THRU CURRENT |
| MT27    | SPRING - RELIEF          | SWING DOOR BOTTOM - HORSE SHOE  | 401-217A      | 8123598 THRU CURRENT |
| MT49    | SPRING - RELIEF          | SWING DOOR BOTTOM - HORSE SHOE  | 401-217A      | 8123598 THRU CURRENT |
| MT72    | SPRING - RELIEF          | SWING DOOR BOTTOM - HORSE SHOE  | 401-217A      | 8123598 THRU CURRENT |
| UR20    | SPRING - RELIEF          | SWING DOOR BOTTOM - HORSE SHOE  | 401-217A      | 1304468 THRU CURRENT |
| UR30    | SPRING - RELIEF          | SWING DOOR BOTTOM - HORSE SHOE  | 401-217A      | 1304468 THRU CURRENT |
| BZ16    | START CAPACITOR          | 72-88 MFD@330V 220V/60HZ        | 302-425A      | 3133015 THRU CURRENT |
| BZ16    | START CAPACITOR          | 72-88 MFD@330V 220V/50HZ        | 302-425A      | 3133015 THRU CURRENT |
| MM27    | START CAPACITOR          | 47-56 MFD@230V A54 220V/60HZ    | 302-711A      | 3133015 THRU CURRENT |
| MT15    | START CAPACITOR          | 47-56 MFD@230V A54 220V/60HZ    | 302-711A      | 3133015 THRU CURRENT |
| MT15-54 | START CAPACITOR          | 47-56 MFD@230V A54 220V/60HZ    | 302-711A      | 3133015 THRU CURRENT |
| MT17    | START CAPACITOR          | 47-56 MFD@230V A54 220V/60HZ    | 302-711A      | 3133015 THRU CURRENT |
| MT17-54 | START CAPACITOR          | 47-56 MFD@230V A54 220V/60HZ    | 302-711A      | 3133015 THRU CURRENT |
| MT21    | START CAPACITOR          | 47-56 MFD@230V A54 220V/60HZ    | 302-711A      | 3133015 THRU CURRENT |
| MT23    | START CAPACITOR          | 47-56 MFD@230V A54 220V/60HZ    | 302-711A      | 3133015 THRU CURRENT |
| MT27    | START CAPACITOR          | 47-56 MFD@230V A54 220V/60HZ    | 302-711A      | 3133015 THRU CURRENT |
| MT33    | START CAPACITOR          | 135/155 MFD@250V 220V/60HZ      | 302-354A      | 3133015 THRU CURRENT |
| MT35    | START CAPACITOR          | 135/155 MFD@250V 220V/60HZ      | 302-354A      | 3133015 THRU CURRENT |
| MT38    | START CAPACITOR          | 135/155 MFD@250V 220V/60HZ      | 302-354A      | 3133015 THRU CURRENT |
| MT45    | START CAPACITOR          | 135/155 MFD@250V 220V/60HZ      | 302-354A      | 3133015 THRU CURRENT |
| MT49    | START CAPACITOR          | 135/155 MFD@250V 220V/60HZ      | 302-354A      | 3133015 THRU CURRENT |
| MT66    | START CAPACITOR          | 72-88 MFD@330V 220V/60HZ        | 302-425A      | 3133015 THRU CURRENT |
| MT66    | START CAPACITOR          | 72-88MFD @ 330V 220V/50HZ       | 302-425A      | 3133015 THRU CURRENT |
| MT72    | START CAPACITOR          | 72-88 MFD@330V 220V/60HZ        | 302-425A      | 3133015 THRU CURRENT |
| MT72    | START CAPACITOR          | 72-88MFD @ 330V 220V/50HZ       | 302-425A      | 3133015 THRU CURRENT |
| SLM48   | START CAPACITOR          | 135/155 MFD@250V 220V/60HZ      | 302-354A      | 3133015 THRU CURRENT |
| SLM48   | START CAPACITOR          | 135-155MFD @ 250V 220V/50HZ     | 302-354A      | 3133015 THRU CURRENT |
| BZ13    | SUCTION LINE             | ASSEMBLY                        | 49B30-323D-01 | 3133015 THRU CURRENT |
| BZ13    | SUCTION LINE             | ASSEMBLY                        | 49A30-371C-42 | 3133015 THRU CURRENT |
| EZA84   | SUCTION LINE             | ASSEMBLY                        | 19B30-054D    | 3133015 THRU CURRENT |
| UR30    | SUCTION LINE & CAP. TUBE | ASSEMBLY                        | 19C30-017D    | 3111474 THRU 4303134 |
| UR20    | SUCTION LINE/CAP TUBE    | ASSEMBLY                        | 19B30-017D    | 3111474 THRU 4303134 |
| BZ16    | SUCTION LINE/CAP TUBE    | ASSEMBLY                        | 49B30-293D    | 3133015 THRU CURRENT |
| EZA84   | SUCTION LINE/CAP TUBE    | ASSEMBLY                        | 19B30-054D    | 4303135 THRU CURRENT |

**ACCESSORIES**

|         |                       |               |            |                      |
|---------|-----------------------|---------------|------------|----------------------|
| MM14    | SUCTION LINE/CAP TUBE | ASSEMBLY      | 49B30-222D | 4303135 THRU CURRENT |
| MM27    | SUCTION LINE/CAP TUBE | ASSEMBLY      | 49B30-216D | 4303135 THRU CURRENT |
| MT10    | SUCTION LINE/CAP TUBE | ASSEMBLY      | 49B30-317A | 4303135 THRU CURRENT |
| MT12    | SUCTION LINE/CAP TUBE | ASSEMBLY      | 49B30-181D | THRU 3223900         |
| MT12    | SUCTION LINE/CAP TUBE | ASSEMBLY      | 49B30-238D | 3223901 THRU CURRENT |
| MT14    | SUCTION LINE/CAP TUBE | ASSEMBLY      | 49B30-238D | 3223901 THRU CURRENT |
| MT15    | SUCTION LINE/CAP TUBE | ASSEMBLY      | 49B30-192D | THRU 3140800         |
| MT15    | SUCTION LINE/CAP TUBE | ASSEMBLY      | 49B30-210D | 3140801 THRU 4879791 |
| MT15    | SUCTION LINE/CAP TUBE | ASSEMBLY      | 49B30-302D | 4879792 THRU CURRENT |
| MT15-54 | SUCTION LINE/CAP TUBE | ASSEMBLY      | 49B30-179D | THRU 3140800         |
| MT15-54 | SUCTION LINE/CAP TUBE | ASSEMBLY      | 49B30-200D | 4879792 THRU CURRENT |
| MT17    | SUCTION LINE/CAP TUBE | ASSEMBLY      | 49B30-045C | 0108003 THRU 4879520 |
| MT17    | SUCTION LINE/CAP TUBE | ASSEMBLY      | 49B30-208D | THRU 3134763         |
| MT17-54 | SUCTION LINE/CAP TUBE | ASSEMBLY      | 49B30-173D | 0108003 THRU 3134763 |
| MT17-54 | SUCTION LINE/CAP TUBE | ASSEMBLY      | 49B30-201D | 3134764 THRU CURRENT |
| MT18    | SUCTION LINE/CAP TUBE | ASSEMBLY      | 49B30-046C | 0108003 THRU 3201506 |
| MT18    | SUCTION LINE/CAP TUBE | ASSEMBLY      | 49B30-195C | 3201507 THRU CURRENT |
| MT19    | SUCTION LINE/CAP TUBE | ASSEMBLY      | 49B30-282D | 4303135 THRU CURRENT |
| MT19-54 | SUCTION LINE/CAP TUBE | ASSEMBLY      | 49B30-237D | 4303135 THRU CURRENT |
| MT20-54 | SUCTION LINE/CAP TUBE | ASSEMBLY      | 49B30-200D | 4303135 THRU CURRENT |
| MT21    | SUCTION LINE/CAP TUBE | ASSEMBLY      | 49B30-062D | 0108003 THRU 1306138 |
| MT21    | SUCTION LINE/CAP TUBE | ASSEMBLY      | 49B30-125D | 1306139 THRU 3135463 |
| MT21    | SUCTION LINE/CAP TUBE | ASSEMBLY      | 49B30-204D | 3135464 THRU CURRENT |
| MT22    | SUCTION LINE/CAP TUBE | ASSEMBLY      | 49B30-225D | 4303135 THRU CURRENT |
| MT23    | SUCTION LINE/CAP TUBE | ASSEMBLY      | 49B30-308D | 4303135 THRU CURRENT |
| MT27    | SUCTION LINE/CAP TUBE | ASSEMBLY      | 49B30-070D | 0108003 THRU 1306138 |
| MT27    | SUCTION LINE/CAP TUBE | ASSEMBLY      | 49B30-137D | 1306139 THRU 3133014 |
| MT33    | SUCTION LINE/CAP TUBE | ASSEMBLY      | 49B30-063D | 0108003 THRU 1306138 |
| MT33    | SUCTION LINE/CAP TUBE | ASSEMBLY      | 49B30-126D | 1306139 THRU 3129274 |
| MT33    | SUCTION LINE/CAP TUBE | ASSEMBLY      | 49B30-196D | 3129175 THRU CURRENT |
| MT35    | SUCTION LINE/CAP TUBE | ASSEMBLY      | 49B30-290D | 4303135 THRU CURRENT |
| MT38    | SUCTION LINE/CAP TUBE | ASSEMBLY      | 49B30-029C | 8123598 THRU 0108002 |
| MT38    | SUCTION LINE/CAP TUBE | ASSEMBLY      | 49B30-068D | 0108003 THRU 1306138 |
| MT38    | SUCTION LINE/CAP TUBE | ASSEMBLY      | 49B30-127D | 1306139 THRU 3132180 |
| MT38    | SUCTION LINE/CAP TUBE | ASSEMBLY      | 49B30-197D | 3132181 THRU CURRENT |
| MT45    | SUCTION LINE/CAP TUBE | ASSEMBLY      | 49B30-029C | 8123598 THRU 0108002 |
| MT45    | SUCTION LINE/CAP TUBE | ASSEMBLY      | 49B30-118D | 0108003 THRU 1306138 |
| MT45    | SUCTION LINE/CAP TUBE | ASSEMBLY      | 49B30-128D | 1306139 THRU 3124716 |
| MT45    | SUCTION LINE/CAP TUBE | ASSEMBLY      | 49B30-198D | 3124717 THRU CURRENT |
| MT49    | SUCTION LINE/CAP TUBE | ASSEMBLY      | 49B30-029C | 8123598 THRU 0108002 |
| MT49    | SUCTION LINE/CAP TUBE | ASSEMBLY      | 49B30-118D | 0108003 THRU 1306138 |
| MT49    | SUCTION LINE/CAP TUBE | ASSEMBLY      | 49B30-128D | 1306139 THRU 3124716 |
| MT49    | SUCTION LINE/CAP TUBE | ASSEMBLY      | 49B30-198D | 3124717 THRU CURRENT |
| MT66    | SUCTION LINE/CAP TUBE | ASSEMBLY      | 49B30-129D | 1306139 THRU CURRENT |
| MT72    | SUCTION LINE/CAP TUBE | ASSEMBLY      | 49B30-129D | 1306139 THRU CURRENT |
| SLM48   | SUCTION LINE/CAP TUBE | ASSEMBLY      | 49B30-154D | 2112810 THRU 3129830 |
| SLM48   | SUCTION LINE/CAP TUBE | ASSEMBLY      | 49B30-199D | 3129830 THRU CURRENT |
| UR20    | SUCTION LINE/CAP TUBE | ASSEMBLY      | 19C30-017D | 3111474 THRU 4303134 |
| UR30    | SUCTION LINE/CAP TUBE | ASSEMBLY      | 19B30-048D | 4303135 THRU CURRENT |
| UR20    | SWITCH                | PUSH LIGHT    | 502-042A-- | 1306140 THRU CURRENT |
| UR30    | SWITCH                | PUSH LIGHT    | 502-042A-- | 1306140 THRU CURRENT |
| MT10    | SWITCH                | LIGHT & DEFOG | 502-068A   | 1306140 THRU CURRENT |
| MT12    | SWITCH                | LIGHT & DEFOG | 502-068A   | 1306140 THRU CURRENT |
| MT14    | SWITCH                | LIGHT & DEFOG | 502-068A   | 1306140 THRU CURRENT |
| MT15    | SWITCH                | LIGHT & DEFOG | 502-068A   | 1306140 THRU CURRENT |
| MT15-54 | SWITCH                | LIGHT & DEFOG | 502-068A   | 1306140 THRU CURRENT |
| MT17    | SWITCH                | LIGHT & DEFOG | 502-068A   | 1306140 THRU CURRENT |
| MT17-54 | SWITCH                | LIGHT & DEFOG | 502-068A   | 1306140 THRU CURRENT |
| MT18    | SWITCH                | LIGHT & DEFOG | 502-068A   | 1306140 THRU CURRENT |
| MT19    | SWITCH                | LIGHT & DEFOG | 502-068A   | 1306140 THRU CURRENT |
| MT19-54 | SWITCH                | LIGHT & DEFOG | 502-068A   | 1306140 THRU CURRENT |

## ACCESSORIES

|         |                  |                           |               |                      |
|---------|------------------|---------------------------|---------------|----------------------|
| MT21    | SWITCH           | LIGHT & DEFOG             | 502-068A      | 1306140 THRU CURRENT |
| MT23    | SWITCH           | LIGHT & DEFOG             | 502-068A      | 1306140 THRU CURRENT |
| MT27    | SWITCH           | LIGHT & DEFOG             | 502-068A      | 1306140 THRU CURRENT |
| MT33    | SWITCH           | LIGHT & DEFOG             | 502-068A      | 1306140 THRU CURRENT |
| MT35    | SWITCH           | LIGHT & DEFOG             | 502-068A      | 1306140 THRU CURRENT |
| MT38    | SWITCH           | LIGHT & DEFOG             | 502-068A      | 1306140 THRU CURRENT |
| MT45    | SWITCH           | LIGHT & DEFOG             | 502-068A      | 1306140 THRU CURRENT |
| MT49    | SWITCH           | LIGHT & DEFOG             | 502-068A      | 1306140 THRU CURRENT |
| MT66    | SWITCH           | LIGHT & DEFOG             | 502-068A      | 1306140 THRU CURRENT |
| MT72    | SWITCH           | LIGHT & DEFOG             | 502-068A      | 1306140 THRU CURRENT |
| SLM48   | SWITCH           | LIGHT & DEFOG             | 502-068A      | 1306140 THRU CURRENT |
| BZ13    | THERMOMETER      | VERTICAL                  | 402-223B      | 1306140 THRU CURRENT |
| BZ16    | THERMOMETER      | VERTICAL                  | 402-223B      | 1306140 THRU CURRENT |
| MT10    | THERMOMETER      | VERTICAL                  | 402-223B      | 1306140 THRU CURRENT |
| MT12    | THERMOMETER      | VERTICAL                  | 402-223B      | 1306140 THRU CURRENT |
| MT14    | THERMOMETER      | VERTICAL                  | 402-223B      | 1306140 THRU CURRENT |
| MT15    | THERMOMETER      | VERTICAL                  | 402-223B      | 1306140 THRU CURRENT |
| MT15-54 | THERMOMETER      | VERTICAL                  | 402-223B      | 1306140 THRU CURRENT |
| MT17    | THERMOMETER      | VERTICAL                  | 402-223B      | 1306140 THRU CURRENT |
| MT17-54 | THERMOMETER      | VERTICAL                  | 402-223B      | 1306140 THRU CURRENT |
| MT18    | THERMOMETER      | VERTICAL                  | 402-223B      | 1306140 THRU CURRENT |
| MT19    | THERMOMETER      | VERTICAL                  | 402-223B      | 1306140 THRU CURRENT |
| MT19-54 | THERMOMETER      | VERTICAL                  | 402-223B      | 1306140 THRU CURRENT |
| MT21    | THERMOMETER      | VERTICAL                  | 402-223B      | 1306140 THRU CURRENT |
| MT23    | THERMOMETER      | VERTICAL                  | 402-223B      | 1306140 THRU CURRENT |
| MT27    | THERMOMETER      | VERTICAL                  | 402-223B      | 1306140 THRU CURRENT |
| MT33    | THERMOMETER      | VERTICAL                  | 402-223B      | 1306140 THRU CURRENT |
| MT35    | THERMOMETER      | VERTICAL                  | 402-223B      | 1306140 THRU CURRENT |
| MT38    | THERMOMETER      | VERTICAL                  | 402-223B      | 1306140 THRU CURRENT |
| MT45    | THERMOMETER      | VERTICAL                  | 402-223B      | 1306140 THRU CURRENT |
| MT49    | THERMOMETER      | VERTICAL                  | 402-223B      | 1306140 THRU CURRENT |
| MT66    | THERMOMETER      | VERTICAL                  | 402-223B      | 1306140 THRU CURRENT |
| MT72    | THERMOMETER      | VERTICAL                  | 402-223B      | 1306140 THRU CURRENT |
| SLM48   | THERMOMETER      | VERTICAL                  | 402-223B      | 1306140 THRU CURRENT |
| UR20    | THERMOMETER      | VERTICAL                  | 402-223B      | 1306140 THRU CURRENT |
| UR30    | THERMOMETER      | VERTICAL                  | 402-223B      | 1306140 THRU CURRENT |
| MT21    | TINNERMAN - CLIP | FOR EVAP. COVER           | 604-225A      | 6466174 THRU CURRENT |
| MT23    | TINNERMAN - CLIP | FOR EVAP. COVER           | 604-225A      | 6466174 THRU CURRENT |
| MT27    | TINNERMAN - CLIP | FOR EVAP. COVER           | 604-225A      | 6466174 THRU CURRENT |
| MT33    | TINNERMAN - CLIP | FOR EVAP. COVER           | 604-225A      | 6466174 THRU CURRENT |
| MT35    | TINNERMAN - CLIP | FOR EVAP. COVER           | 604-225A      | 6466174 THRU CURRENT |
| MT38    | TINNERMAN - CLIP | FOR EVAP. COVER           | 604-225A      | 6466174 THRU CURRENT |
| MT45    | TINNERMAN - CLIP | FOR EVAP. COVER           | 604-225A      | 6466174 THRU CURRENT |
| MT49    | TINNERMAN - CLIP | FOR EVAP. COVER           | 604-225A      | 6466174 THRU CURRENT |
| MT66    | TINNERMAN - CLIP | FOR EVAP. COVER           | 604-225A      | 6466174 THRU CURRENT |
| MT72    | TINNERMAN - CLIP | FOR EVAP. COVER           | 604-225A      | 6466174 THRU CURRENT |
| SLM48   | TINNERMAN - CLIP | FOR EVAP. COVER           | 604-225A      | 6466174 THRU CURRENT |
| BZ16    | TOP              | TOP ASSEMBLY - RED        | 46B31-081D-20 | 3441092 THRU CURRENT |
| BZ16    | TOP              | TOP ASSEMBLY- IVORY       | 46B31-081D-02 | 3441092 THRU CURRENT |
| BZ16    | TOP              | TOP ASSEMBLY- WHITE       | 46B31-081D-03 | 3441092 THRU CURRENT |
| BZ16    | TOP              | TOP ASSEMBLY - BLACK      | 46B31-081D-04 | 3441092 THRU CURRENT |
| BZ16    | TOP              | TOP ASSEMBLY - GREEN      | 46B31-081D-05 | 3441092 THRU CURRENT |
| BZ16    | TOP              | TOP ASSEMBLY - MAROON     | 46B31-081D-06 | 3441092 THRU CURRENT |
| BZ16    | TOP              | TOP ASSEMBLY - PURPLE     | 46B31-081D-13 | 3441092 THRU CURRENT |
| BZ16    | TOP              | TOP ASSEMBLY - TEAL       | 46B31-081D-15 | 3441092 THRU CURRENT |
| SMM10   | TOP              | SPECIFY COLORS 504MM      | 706-187D-01   | 3441092 THRU CURRENT |
| SMM10   | TOP              | SPECIFY COLORS 518MM      | 706-188D-01   | 3441092 THRU CURRENT |
| M17-54  | TRACK - SCREW    | BOTTOM DOOR TRACK #8 X 1" | 601-091A      | 1306138 THRU CURRENT |
| MT22    | TRACK - SCREW    | BOTTOM DOOR TRACK #8 X 1" | 601-091A      | 1306138 THRU CURRENT |
| MT33    | TRACK - SCREW    | BOTTOM DOOR TRACK #8 X 1" | 601-091A      | 1306138 THRU CURRENT |
| MT38    | TRACK - SCREW    | BOTTOM DOOR TRACK #8 X 1" | 601-091A      | 1306138 THRU CURRENT |



## ACCESSORIES

|         |                 |  |               |                      |
|---------|-----------------|--|---------------|----------------------|
| MT45    | TRACK - SCREW   | BOTTOM DOOR TRACK #8 X 1"                  | 601-091A      | 1306138 THRU CURRENT |
| MT15    | TRACK - SCREW   | BOTTOM DOOR TRACK #8 X 1"                  | 601-091A      | 1306138 THRU CURRENT |
| MT15-54 | TRACK - SCREW   | BOTTOM DOOR TRACK #8 X 1"                  | 601-091A      | 1306138 THRU CURRENT |
| MT17    | TRACK - SCREW   | BOTTOM DOOR TRACK #8 X 1"                  | 601-091A      | 1306138 THRU CURRENT |
| MT19-54 | TRACK - SCREW   | BOTTOM DOOR TRACK #8 X 1"                  | 601-091A      | 1306138 THRU CURRENT |
| MT19-54 | TRACK - SCREW   | BOTTOM DOOR TRACK #8 X 1"                  | 601-091A      | 1306138 THRU CURRENT |
| MT20    | TRACK - SCREW   | BOTTOM DOOR TRACK #8 X 1"                  | 601-091A      | 1306138 THRU CURRENT |
| MT20-54 | TRACK - SCREW   | BOTTOM DOOR TRACK #8 X 1"                  | 601-091A      | 1306138 THRU CURRENT |
| MT66    | TRACK - SCREW   | BOTTOM DOOR TRACK #8 X 1"                  | 601-091A      | 1306138 THRU CURRENT |
| SLM48   | TRACK - SCREW   | BOTTOM DOOR TRACK #8 X 1"                  | 601-091A      | 1306138 THRU CURRENT |
| BZ13    | HOT GAS -LINE   | DISCHARGE TUBE                             | 49B30-325D-02 | 3133015 THRU CURRENT |
| BZ16    | HOT GAS -LINE   | DISCHARGE TUBE                             | 49B30-313C    | 3133015 THRU CURRENT |
| MT15    | WASHER          | STAR WASHER - ONE PER ROLLER 1/4 EXT.TOOTH | 603-036A      | 8123598 THRU 1306140 |
| MT15    | WASHER          | ROLLER ADJUSTMENT                          | 603-404A      | 1306140 THRU CURRENT |
| MT17    | WASHER          | STAR WASHER - ONE PER ROLLER 1/4 EXT.TOOTH | 603-036A      | 8123598 THRU 1306140 |
| MT17    | WASHER          | ROLLER ADJUSTMENT                          | 603-404A      | 1306140 THRU CURRENT |
| MT19-54 | WASHER          | STAR WASHER - ONE PER ROLLER 1/4 EXT.TOOTH | 603-036A      | 8123598 THRU 1306140 |
| MT19-54 | WASHER          | ROLLER ADJUSTMENT                          | 603-404A      | 1306140 THRU CURRENT |
| MT20    | WASHER          | STAR WASHER - ONE PER ROLLER 1/4 EXT.TOOTH | 603-036A      | 8123598 THRU 1306140 |
| MT20    | WASHER          | ROLLER ADJUSTMENT                          | 603-404A      | 1306140 THRU CURRENT |
| MT22    | WASHER          | STAR WASHER - ONE PER ROLLER 1/4 EXT.TOOTH | 603-036A      | 8123598 THRU 1306140 |
| MT22    | WASHER          | ROLLER ADJUSTMENT                          | 603-404A      | 1306140 THRU CURRENT |
| MT33    | WASHER          | STAR WASHER - ONE PER ROLLER 1/4 EXT.TOOTH | 603-036A      | 8123598 THRU 1306140 |
| MT33    | WASHER          | ROLLER ADJUSTMENT                          | 603-404A      | 1306140 THRU CURRENT |
| MT35    | WASHER          | STAR WASHER - ONE PER ROLLER 1/4 EXT.TOOTH | 603-036A      | 8123598 THRU 1306140 |
| MT35    | WASHER          | ROLLER ADJUSTMENT                          | 603-404A      | 1306140 THRU CURRENT |
| MT38    | WASHER          | STAR WASHER - ONE PER ROLLER 1/4 EXT.TOOTH | 603-036A      | 8123598 THRU 1306140 |
| MT38    | WASHER          | ROLLER ADJUSTMENT                          | 603-404A      | 1306140 THRU CURRENT |
| MT45    | WASHER          | STAR WASHER - ONE PER ROLLER 1/4 EXT.TOOTH | 603-036A      | 8123598 THRU 1306140 |
| MT45    | WASHER          | ROLLER ADJUSTMENT                          | 603-404A      | 1306140 THRU CURRENT |
| MT66    | WASHER          | STAR WASHER - ONE PER ROLLER 1/4 EXT.TOOTH | 603-036A      | 8123598 THRU 1306140 |
| MT66    | WASHER          | ROLLER ADJUSTMENT                          | 603-404A      | 1306140 THRU CURRENT |
| SLM48   | WASHER          | STAR WASHER - ONE PER ROLLER 1/4 EXT.TOOTH | 603-036A      | 8123598 THRU 1306140 |
| SLM48   | WASHER          | ROLLER ADJUSTMENT                          | 603-404A      | 1306140 THRU CURRENT |
| MT15    | WASHER          | TOP DOOR TRACK 1/4 EXT. TOOTH              | 603-036A      | 1306138 THRU CURRENT |
| MT17    | WASHER          | TOP DOOR TRACK 1/4 EXT. TOOTH              | 603-036A      | 1306138 THRU CURRENT |
| MT19    | WASHER          | TOP DOOR TRACK 1/4 EXT. TOOTH              | 603-036A      | 1306138 THRU CURRENT |
| MT20    | WASHER          | TOP DOOR TRACK 1/4 EXT. TOOTH              | 603-036A      | 1306138 THRU CURRENT |
| MT22    | WASHER          | TOP DOOR TRACK 1/4 EXT. TOOTH              | 603-036A      | 1306138 THRU CURRENT |
| MT33    | WASHER          | TOP DOOR TRACK 1/4 EXT. TOOTH              | 603-036A      | 1306138 THRU CURRENT |
| MT38    | WASHER          | TOP DOOR TRACK 1/4 EXT. TOOTH              | 603-036A      | 1306138 THRU CURRENT |
| MT45    | WASHER          | TOP DOOR TRACK 1/4 EXT. TOOTH              | 603-036A      | 1306138 THRU CURRENT |
| MT66    | WASHER          | TOP DOOR TRACK 1/4 EXT. TOOTH              | 603-036A      | 1306138 THRU CURRENT |
| SLM48   | WASHER          | TOP DOOR TRACK 1/4 EXT. TOOTH              | 603-036A      | 1306138 THRU CURRENT |
| MT15    | WASHER - SPACER | FOR DOOR CARTRIDGE .028x.032 S/S           | 603-404A      | 8123598 THRU CURRENT |
| MT17    | WASHER - SPACER | FOR DOOR CARTRIDGE .028x.032 S/S           | 603-404A      | 8123598 THRU CURRENT |
| MT19-54 | WASHER - SPACER | FOR DOOR CARTRIDGE .028x.032 S/S           | 603-404A      | 8123598 THRU CURRENT |
| MT20    | WASHER - SPACER | FOR DOOR CARTRIDGE .028x.032 S/S           | 603-404A      | 8123598 THRU CURRENT |
| MT22    | WASHER - SPACER | FOR DOOR CARTRIDGE .028x.032 S/S           | 603-404A      | 8123598 THRU CURRENT |
| MT33    | WASHER - SPACER | FOR DOOR CARTRIDGE .028x.032 S/S           | 603-404A      | 8123598 THRU CURRENT |
| MT38    | WASHER - SPACER | FOR DOOR CARTRIDGE .028x.032 S/S           | 603-404A      | 8123598 THRU CURRENT |
| MT45    | WASHER - SPACER | FOR DOOR CARTRIDGE .028x.032 S/S           | 603-404A      | 8123598 THRU CURRENT |
| MT66    | WASHER - SPACER | FOR DOOR CARTRIDGE .028x.032 S/S           | 603-404A      | 8123598 THRU CURRENT |
| SLM48   | WASHER - SPACER | FOR DOOR CARTRIDGE .028x.032 S/S           | 603-404A      | 8123598 THRU CURRENT |
| BZ16    | WICKING         | CONDENSATE PAN                             | 703-982B-05   | 3133015 THRU CURRENT |
| MT12    | WICKING         | CONDENSATE PAN                             | 703-444A      | 3133015 THRU CURRENT |
| MT17    | WICKING         | CONDENSATE PAN                             | 703-444A      | 3133015 THRU CURRENT |
| MT18    | WICKING         | CONDENSATE PAN                             | 703-782A      | 3133015 THRU CURRENT |
| MT21    | WICKING         | CONDENSATE PAN                             | 703-782A      | 3133015 THRU CURRENT |
| MT22    | WICKING         | CONDENSATE PAN                             | 703-444A      | 3133015 THRU CURRENT |
| MT27    | WICKING         | CONDENSATE PAN                             | 703-444A      | 3133015 THRU CURRENT |



**ACCESSORIES**

|         |         |                |                          |                      |
|---------|---------|----------------|--------------------------|----------------------|
| MT27    | WICKING | CONDENSATE PAN | <a href="#">703-782A</a> | 3133015 THRU CURRENT |
| MT66    | WICKING | CONDENSATE PAN | <a href="#">703-444A</a> | 3133015 THRU CURRENT |
| MT72    | WICKING | CONDENSATE PAN | <a href="#">703-444A</a> | 3133015 THRU CURRENT |
| MT 20   | WICKING | CONDENSATE PAN | <a href="#">703-969A</a> | 3133015 THRU CURRENT |
| MT15-54 | WICKING | CONDENSATE PAN | <a href="#">703-789A</a> | 3133015 THRU CURRENT |
| MT17-54 | WICKING | CONDENSATE PAN | <a href="#">703-789A</a> | 3133015 THRU CURRENT |
| MT33    | WICKING | CONDENSATE PAN | <a href="#">703-444A</a> | 3133015 THRU CURRENT |
| MT35    | WICKING | CONDENSATE PAN | <a href="#">703-782A</a> | 3133015 THRU CURRENT |
| MT38    | WICKING | CONDENSATE PAN | <a href="#">703-444A</a> | 3133015 THRU CURRENT |
| MT45    | WICKING | CONDENSATE PAN | <a href="#">703-444A</a> | 3133015 THRU CURRENT |
| MT49    | WICKING | CONDENSATE PAN | <a href="#">703-444A</a> | 3133015 THRU CURRENT |