



**COS-20G  
COMBI OVEN-STEAMER  
REPLACEMENT PARTS LIST**

**EFFECTIVE OCTOBER 14, 2014**

Superseding All Previous Parts Lists.

The Company reserves the right to make substitution in the event that items specified are not available.

ERRORS: Descriptive and/or typographic errors are subject to correction.

---

**BLODGETT OVEN COMPANY**

44 Lakeside Avenue, Burlington, Vermont 05401 USA Telephone: (802) 658-6600 Fax: (802) 860-3732  
[www.blodgett.com](http://www.blodgett.com)

*P/N 53118 Rev B*

## **SERIAL NUMBER LOCATION / KEY:**

***IMPORTANT: When ordering parts, please provide the model, gas type and serial number of the oven. The identification plate is located on the left side of the combustion compartment and, also, above the control panel under the ledge.***

## **SERIAL NUMBER IDENTIFICATION CODE:**

**HP & HT COS-20G**

### **SERIAL NUMBER EXAMPLES**

**062001HP001**

**06/20/01 = DATE**

**HP = LETTER CODE FOR MODEL NAME**

**001 = FACTORY SEQUENCE**

**OR**

**0685HT1820101**

**06/85 = MONTH & YEAR**

**HT = LETTER CODE FOR MODEL NAME**

**1820101 = FACTORY SEQUENCE**

### **TO OBTAIN LITERATURE:**

Email: [literature@blodgett.com](mailto:literature@blodgett.com)

or visit

[www.blodgett.com](http://www.blodgett.com)

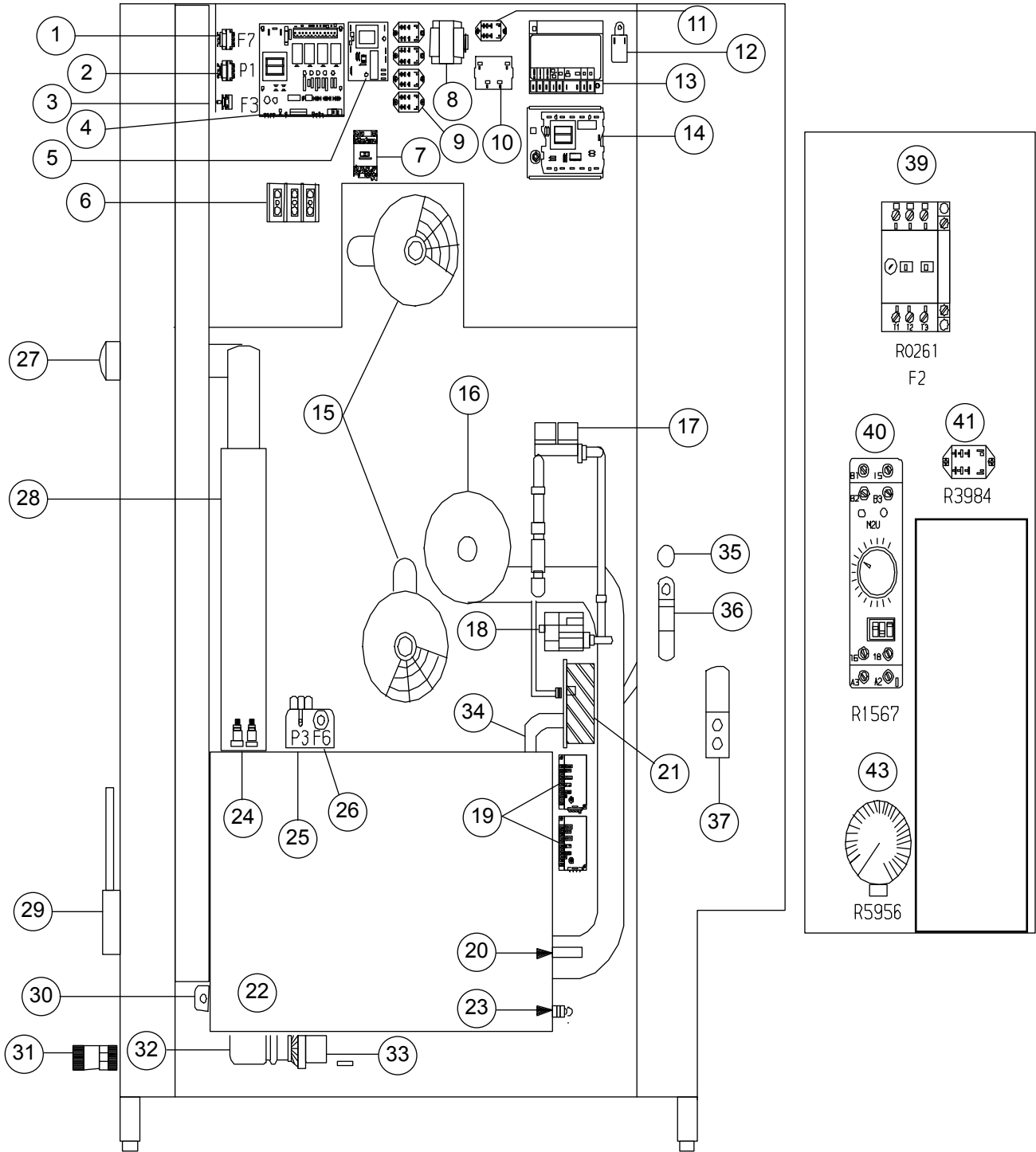
# TABLE OF CONTENTS

OVEN INTERIOR PARTS.....	3
ELECTRICAL COMPARTMENT.....	4
GAS & PLUMBING COMPONENTS.....	6
CONTROL PANEL, DOOR & EXTERIOR COMPONENTS.....	8

## OVEN INTERIOR PARTS

<b>Ref. No.</b>	<b>Part No.</b>	<b>Description</b>
	R4272	Baffle, air
	R8130	Baffle & filter retrofit
	R5081	Blower wheel assy (after 1/96)
	R1028	Blower wheel assy (before 1/96)
	R3760	Filter, grease
	R2112	Seal, capillary tube P5 thermostat

# ELECTRICAL COMPARTMENT

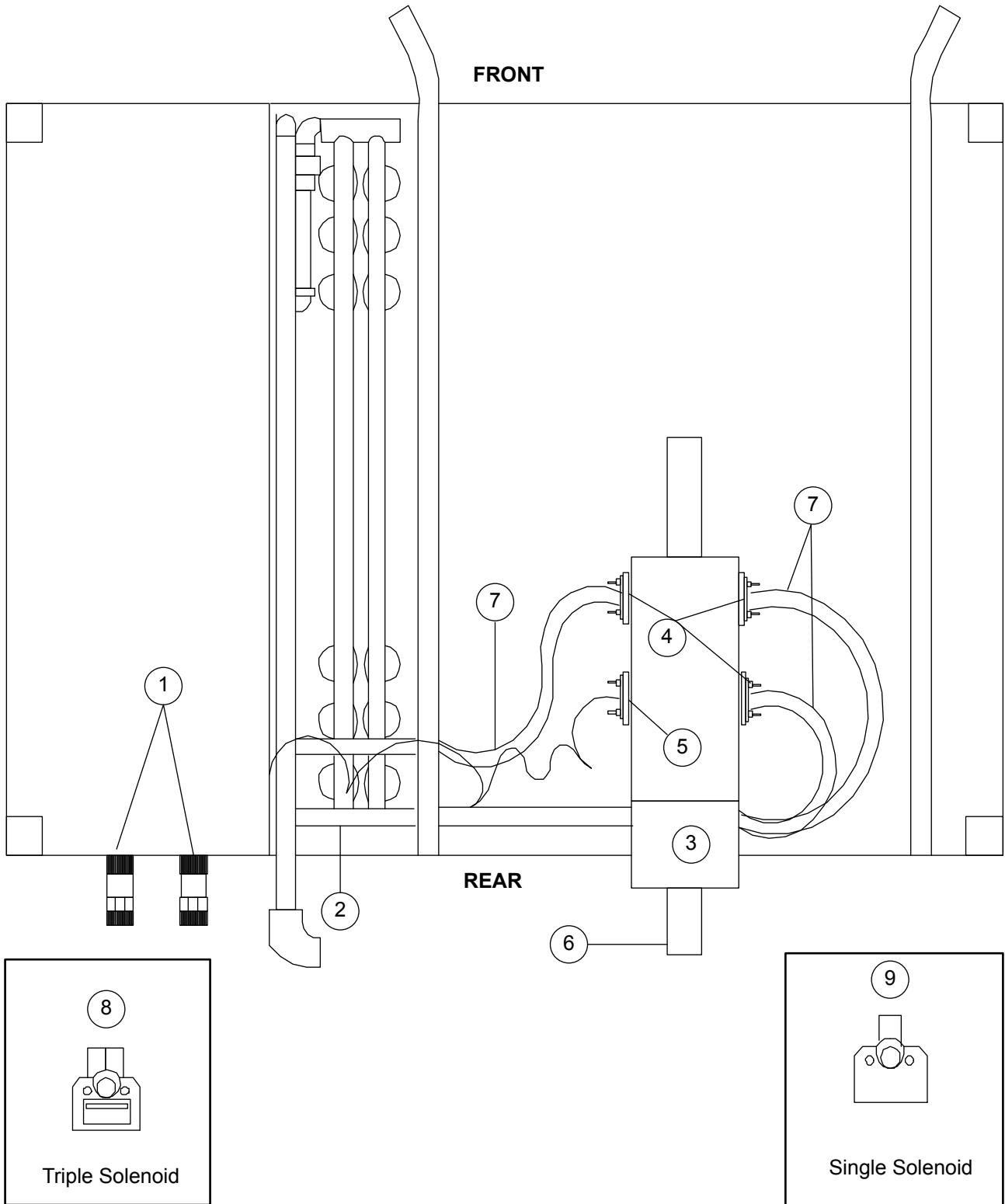


# ELECTRICAL COMPARTMENT

<u>Ref. No.</u>	<u>Part No.</u>	<u>Description</u>	<u>Ref. No.</u>	<u>Part No.</u>	<u>Description</u>
1	R3662	Thermostat, control compartment hi limit F7			
2	R2801	Thermostat, P1			
3	R1573	Thermostat, cooking compartment hi limit F3			
4	R6402	Timing board			
5	R5707	Level control board (HT s/n)			
	R5777	Conversion kit, level control board			
6	R1586	Terminal block, supply			
7	R4753	Contactora, motor 120V K1			
8	R6021	Transformer, 120/24V			
9	R3983	Relays, R1 R2 R3 R4, 120V			
10	R7174	Relay SPST 120V R8 (from 110797HT on)			
	R7175	Clip, relay mounting (from 110797HT on)	23	R11008	Hose, generator fill 3/8" ID (5' piece)
11	R3983	Relay 120V R7		R1082	Clamp, hose generator fill
	R7515	Upgrade kit, relay (adds Solid State R6 & R8)	24	R6965	Probe assy, level sensing
	R8163	Upgrade kit, relay (Solid State R6 & Hardware)		R5361	Probe only, level sensing assy (HT s/n)
	R10490	Relay, R6 only		R1491	Gasket, probe only
12	R9497	Buzzer, 120V	25	R3141	Probe, level sensing, short (HP s/n)
13	R5925	Ignition control, steam	26	R0118	Thermostat, steam pre-heat priority P3
14	R1443	Temperature control board, steam P2	27	R2630	Thermostat, steam generator hi limit F6
	R0022	Sensor, steam temperature	28	R4891	Overpressure assy, steam
15	R5108	Motor, 115/230V 1/2hp (after 1/96)	29	R4579	Hose, steam outlet
	R9648	Seal, washer 1/4" I.D. (after 1/96)		R4710	Clamp, hose steam outlet
	R4244	Seal, rotary shaft (after 1/96)	30	R2202	Drain manifold connecting boot
	R4712	Motor, 120V 60hz (before 1/96)		R2207	Clamp, drain boot
	R4726	Capacitor, motor (before 1/96)		R3661	Thermostat, quench P4
	R2328	Packing rope w/insulation (before 1/96)	31	R3755	Gasket, capillary bulb P4
16	R4511	Motor, combustion blower 1 speed (after 10/96)		R5414	Grommet, P4
	R4710	Clamp, combustion blower (after 10/96)	32	R11210	Regulator, water pressure
	R4746	Motor, combustion blower 2 speed (before 10/96)		R2467	Boot, rubber drain
	18234	Potentiometer, blower (before 10/96)		R0082	Clamp, boot small
17	M5495	Solenoid valve, gas 1/2" (after 10/96) steam		R2487	Clamp, boot large
	R4713	Solenoid valve, gas 3/4" (before 10/96) steam	33	R3555	Pump, drain 115V
18	R4713	Valve gas, combination 3/4"		R6870	O'ring, drain pump
19	20348	Ignition module, hot air	34	R11008	Hose, decalcifier inlet 3/8" ID (5' piece)
22	R6380	Steam generator insulated	35	R2998	Decalcifier inlet, threaded
	R4577	Insulation, steam generator	36	R3654	Handle, drain decalcifier
	R5327	Gasket assy, burner (before 10/96)	37	R5429	Hook, hose hanger
	R3170	Orifice, natural (before 10/96)	39	R0261	Motor protector F2 (before 1/96)
				R5833	Motor protector F2 (from 1/96 - 10/96)
			40	R2506	Relay, time delay M2U (before 10/96)
			41	R3984	Relay, ice cube DPST 24V (before 10/96)
				R0046	Holder, fuse
			43	R5956	Gauge, direct steam

# GAS AND PLUMBING COMPONENTS

## BOTTOM SECTION

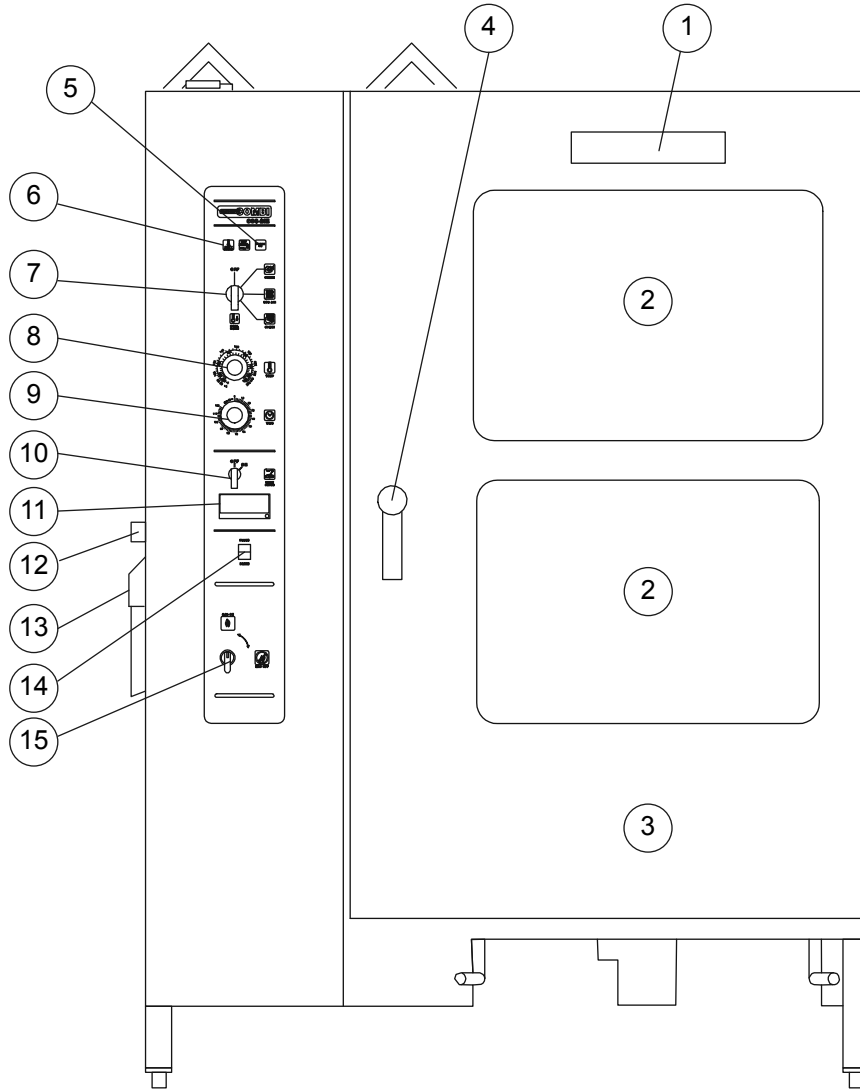


# GAS AND PLUMBING COMPONENTS

## BOTTOM SECTION

<b>Ref. No.</b>	<b>Part No.</b>	<b>Description</b>
1	R11210	Regulator, water pressure
2	R1088	Hose, boiler drain/venturi 7/8" ID (orange) (per foot)
	R11302	Hose, boiler drain/venturi 7/8" ID (green) (per foot)
	R0254	Clamp, hose venturi
3	R4224	Quench assy
4	R3643	Nozzle assy, quench
5	R3755	Gasket, quench thermostat P4
	R5414	Grommet, quench thermostat P4
6	R2202	Drain manifold connecting boot
	R2207	Clamp, drain boot
	R2868	Gasket, drain/cavity
7	R11008	Hose, water supply 3/8" ID (5' piece)
	R0082	Clamp, hose water supply
8	R5095	Solenoid valve, triple 115V
	R5077	Valve body, solenoid triple
9	R5096	Solenoid valve, single 115V
	R5076	Valve body, solenoid single
	R5074	Coil, solenoid valve
	R5071	Fitting, barbed solenoid valve
	R3975	Fitting, compression solenoid valve
	R4423	Gasket, heat exchanger
	R4427	Plate, top
	R2953	Burner assy, hot air
	R3465	Orifice, burner assy hot air natural
	R4551	Pilot assy, hot air natural
	R4628	Orifice, pilot natural
	R5718	Pilot assy, hot air LP
	R4633	Wire, flame sensor hot air
	R7835	Vent kit (HP s/n)

# CONTROL PANEL, DOOR & EXTERIOR COMPONENTS





# CONTROL PANEL, DOOR & EXTERIOR COMPONENTS

<u>Ref. No.</u>	<u>Part No.</u>	<u>Description</u>	<u>Ref. No.</u>	<u>Part No.</u>	<u>Description</u>
1	16470	Nameplate, Blodgett 10"	7	R4623	Switch, mode 4 position
2	R5797	Glass, window		R8515	Knob & shaft assy, mode switch
	R2105	Gasket, glass window (per foot)		R5686	Switch, mode 3 position
3	R3460	Door, complete	8	R6407	Temperature controller, hot air 150-500° P5
	R4191	Gasket, door perimeter		33152	Temperature controller, hot air 200-500° P5
	R3496	Retainer strip, gasket (vertical)		16686	Knob, temperature controller
	R3497	Retainer strip, gasket (horizontal)		R6003	Probe, hot air temperature
	R6979	Gasket, door guard		16686	Knob, timer
	R0922	Catch, door roller (on oven)	10	R4622	Switch, meat probe 1 position
	R0923	Catch, door roller (on door)	11	R5242	Thermostat, meat probe (after 10/96)
	R4588	Switch assy, door		R6746	Thermostat, meat probe (before 10/96)
	4068	Grommet, door switch		R5315	Probe, meat 500 degree Teflon Cable (plug-in type)
	R2844	Pin, door switch		R5317	Conversion kit, meat probe (to plug-in type)
	R4130	Bracket, hinge top		R6988	Suppressor arc, meat probe
	R3510	Pin, hinge botm	12	R2998	Decalcifier inlet, threaded
	15932	Bushing, door top & bottom	13	R3654	Handle, drain decalcifier
4	R0278	Handle assy, door (before s/n 011399)		R3155	Valve, decalcifier with fittings
	R8162	Handle assy, door (after s/n 011399)		R3011	Black cap, decalcifying
	R7888	Bar, door handle	14	R2715	Switch, momentary Flush/Drain
	R1082	Cam, door handle		R9051	Hose & spray nozzle
	R1009	Insert, plastic door cam		R7854	Control, Time & Temp
	R0274	Catch, door	15	R0364	Knob, gas valve manual
	R6899	Mount, cam door handle		R4435	Gas valve, manual
	R3052	Shim gasket s/s, door handle		R5803	Handle, transport cart
	R7889	Support, door handle		R5381	Deflector, drip transport cart
	R7867	Washer, brass door handle		R0432	Seal, transport cart (per foot)
	R1083	Washer, acetal door handle 1.625 ID			
	R1080	Washer, spring door handle			
	R1079	Washer, flat door handle			
5	R3557	Light, indicator 120V green			
6	R3556	Light, indicator 120V clear			
	R3558	Light, indicator 28V clear			