


EXPLODED VIEW  
EXTERNAL PANELS  
HINGED LEFT SIDE

REF	DESCRIPTION	QTY	UNIT
A	PRODUCTION RELEASE PERIOD C/268884	0.0624	DS
B	PERIODS 1.500 LG PERIODS 7.010 G	0.2624	DS
C	PERIODS 3.000 LG PERIODS 3.000 LG	0.2624	DS
D	PERIODS 1.500 LG PERIODS 3.000 LG	0.2624	DS
E	PERIODS 1.500 LG PERIODS 3.000 LG	0.2624	DS
F	PERIODS 1.500 LG PERIODS 3.000 LG	0.2624	DS

REF	DESCRIPTION	QTY	UNIT
1	RIGHT BEZEL ASSY	1	DS
2	RIGHT BEZEL	1	DS
3	RIGHT BEZEL ASSY	1	DS
4	RIGHT BEZEL	1	DS
5	RIGHT BEZEL ASSY	1	DS
6	RIGHT BEZEL	1	DS
7	RIGHT BEZEL ASSY	1	DS
8	RIGHT BEZEL	1	DS
9	RIGHT BEZEL ASSY	1	DS
10	RIGHT BEZEL	1	DS
11	RIGHT BEZEL ASSY	1	DS
12	RIGHT BEZEL	1	DS
13	RIGHT BEZEL ASSY	1	DS
14	RIGHT BEZEL	1	DS
15	RIGHT BEZEL ASSY	1	DS
16	RIGHT BEZEL	1	DS
17	RIGHT BEZEL ASSY	1	DS
18	RIGHT BEZEL	1	DS
19	RIGHT BEZEL ASSY	1	DS
20	RIGHT BEZEL	1	DS


REV	DATE	BY	CHKD
D	11/07/91	LDing	F

TITLE: GEMINI 6 SHORT COMPONENT LOCATION  
 INSTRUCTIONAL DWG  
 SHEET 1 OF 4




QTY	PART NO.	DESCRIPTION
1	100868	BALL LEFT BROWER
1	100261	GRAS VALVE ASSY LP
1	100262	GRAS VALVE ASSY WP
4	14018	NUT 1/4-20 HEX
2	107277	SPRNG WASHR JET
2	1005008	CLAMP PIPE 3/4"
2	100177	SPRNG LOSG 1/2X3. TORQ
2	20081	THROWN BUCKS THRWING SECTION
1	20082	THROWN BUCKS FWD SECTION
1	14089	NUT 1/4-20 HEX
1	20229	SPRNG LOSG 1/2X3. TORQ
1	20230	SPRNG LOSG 1/2X3. TORQ
1	100261	GRAS VALVE ASSY LP
1	100262	GRAS VALVE ASSY WP
4	100178	SPRNG LOSG 1/2X3. TORQ
4	100179	SPRNG LOSG 1/2X3. TORQ
1	100271	CLAMP HOSE BRUSH BAND
4	100272	CLAMP HOSE BRUSH BAND
4	100273	CLAMP HOSE BRUSH BAND
4	100274	CLAMP HOSE BRUSH BAND
2	100275	GRAS TUBE LAMP GENUINI
2	100276	CLAMP HOSE WASHORNE
31	100298300	HOSE LOO'D D/T W/007 BLK/CYBN
1	100298301	HOSE LOO'D D/T W/007 BLK/CYBN
1	100298302	HOSE LOO'D D/T W/007 BLK/CYBN
1	100298303	HOSE LOO'D D/T W/007 BLK/CYBN
4	14066	NUT 1/4-20 HEX LOCK
4	22116	WASHER FWT 1/2X1.0 D.0.25-20
4	100170	SPRNG LOSG 1/2X3. TORQ
1	100087	BALL RIGHT BROWER
4	100272	CLAMP HOSE BRUSH BAND
4	100273	CLAMP HOSE BRUSH BAND
2	100298301	HOSE LOO'D D/T W/007 BLK/CYBN
2	100298302	HOSE LOO'D D/T W/007 BLK/CYBN
2	100298303	HOSE LOO'D D/T W/007 BLK/CYBN

CLEVELAND RANGE, LLC  
 35255 STATE ROUTE 162, CLEVELAND, OH 44130-6000  
 TEL: 216-365-0400 FAX: 216-365-0401  
 WWW.CLEVELANDRANGE.COM  
 PART NO. 110779, 2dwg  
 SHEET 5 OF 4



ITEM	QTY	PART NO.	DESCRIPTION
55	2	03207	CLAMP HOSE LINED WORM DRIVE
54	2	1061712	DRAIN ASSY. COMPARTMENT
93	1	106892100	HOSE, 0.290" ID X 21.000" REINFORCED
92	2	14665	NUT, 1/4-20, HEX LOCK
91	4	23116	WASHER, FLAT, 0.281 ID X 0.625 OD
90	2	19288	SCREW, 1/4-20 X 0.750, HEX HD
89	1	110680	DRAIN / FILL ASSEMBLY
88	4	101813	NUT, 1/4-20 THIN HEX LOCK
87	4	19170	SCREW, 1/4-20 X 0.625, HEX HD
86	2	108306	BRACKET, MOUNTING, HIGH LIMIT
85	2	108965	HIGH LIMIT ASSY.
84	2	070991	BREATHER ASSY.
83	2	02204	CLAMP HOSE, WORM DRIVE
82	1	1064693390	HOSE, 1.000" ID X 33.500", BLACK EPDM
81	1	106111100	HOSE, 0.790" ID X 11.000", WHITE EPDM
80	2	1073121	CLAMP HOSE, TENSION BAND
79	1	1068910900	HOSE, 0.290" ID X 36.000" REINFORCED
78	2	108929	GAS LINE, PILOT
77	4	107312	CLAMP HOSE, TENSION BAND
76	1	106112100	HOSE, 0.790" ID X 21.000", WHITE EPDM

CLEVELAND RANGE, LLC			
1333 East 179th St., Cleveland, OH 44110-2574			
THIS DRAWING IS A PROPERTY OF CLEVELAND RANGE. IT IS TO BE USED ONLY FOR THE PROJECT AND RANGE IDENTIFIED HEREIN. IT IS TO BE RETURNED TO CLEVELAND RANGE IMMEDIATELY UPON COMPLETION OF THE PROJECT.			
TOLERANCES UNLESS OTHERWISE SPECIFIED	DO NOT SCALE	DRAWN BY DS	DATE 01-10-2014
ORIGINAL	TITLE	GEMINI 6 SHORT COMPONENT LOCATION INSTRUCTIONAL DWG	
SIZE D	DRAWING NO. 1107731_3.dwg	SHEET 3 OF 4	REV F



CALLOUT	QTY	DESCRIPTION
125	2	HOSE 3/4" DIA X 1.5' LG
126	2	CLAMP HOSE 3/4" METAL TERMINAL
127	2	SPRING HOSE 3/4" DIA X 1.5' LG
128	2	SPRING HOSE 3/4" DIA X 1.5' LG
129	2	SPRING HOSE 3/4" DIA X 1.5' LG
130	2	SPRING HOSE 3/4" DIA X 1.5' LG
131	2	SPRING HOSE 3/4" DIA X 1.5' LG
132	2	SPRING HOSE 3/4" DIA X 1.5' LG
133	2	SPRING HOSE 3/4" DIA X 1.5' LG
134	2	SPRING HOSE 3/4" DIA X 1.5' LG
135	2	SPRING HOSE 3/4" DIA X 1.5' LG
136	2	SPRING HOSE 3/4" DIA X 1.5' LG
137	2	SPRING HOSE 3/4" DIA X 1.5' LG
138	2	SPRING HOSE 3/4" DIA X 1.5' LG
139	2	SPRING HOSE 3/4" DIA X 1.5' LG
140	2	SPRING HOSE 3/4" DIA X 1.5' LG
141	2	SPRING HOSE 3/4" DIA X 1.5' LG
142	2	SPRING HOSE 3/4" DIA X 1.5' LG
143	2	SPRING HOSE 3/4" DIA X 1.5' LG
144	2	SPRING HOSE 3/4" DIA X 1.5' LG
145	2	SPRING HOSE 3/4" DIA X 1.5' LG
146	2	SPRING HOSE 3/4" DIA X 1.5' LG
147	2	SPRING HOSE 3/4" DIA X 1.5' LG
148	2	SPRING HOSE 3/4" DIA X 1.5' LG
149	2	SPRING HOSE 3/4" DIA X 1.5' LG
150	2	SPRING HOSE 3/4" DIA X 1.5' LG
151	2	SPRING HOSE 3/4" DIA X 1.5' LG
152	2	SPRING HOSE 3/4" DIA X 1.5' LG
153	2	SPRING HOSE 3/4" DIA X 1.5' LG
154	2	SPRING HOSE 3/4" DIA X 1.5' LG
155	2	SPRING HOSE 3/4" DIA X 1.5' LG
156	2	SPRING HOSE 3/4" DIA X 1.5' LG
157	2	SPRING HOSE 3/4" DIA X 1.5' LG
158	2	SPRING HOSE 3/4" DIA X 1.5' LG
159	2	SPRING HOSE 3/4" DIA X 1.5' LG
160	2	SPRING HOSE 3/4" DIA X 1.5' LG
161	2	SPRING HOSE 3/4" DIA X 1.5' LG
162	2	SPRING HOSE 3/4" DIA X 1.5' LG
163	2	SPRING HOSE 3/4" DIA X 1.5' LG
164	2	SPRING HOSE 3/4" DIA X 1.5' LG
165	2	SPRING HOSE 3/4" DIA X 1.5' LG
166	2	SPRING HOSE 3/4" DIA X 1.5' LG
167	2	SPRING HOSE 3/4" DIA X 1.5' LG
168	2	SPRING HOSE 3/4" DIA X 1.5' LG
169	2	SPRING HOSE 3/4" DIA X 1.5' LG
170	2	SPRING HOSE 3/4" DIA X 1.5' LG
171	2	SPRING HOSE 3/4" DIA X 1.5' LG
172	2	SPRING HOSE 3/4" DIA X 1.5' LG
173	2	SPRING HOSE 3/4" DIA X 1.5' LG
174	2	SPRING HOSE 3/4" DIA X 1.5' LG
175	2	SPRING HOSE 3/4" DIA X 1.5' LG
176	2	SPRING HOSE 3/4" DIA X 1.5' LG
177	2	SPRING HOSE 3/4" DIA X 1.5' LG
178	2	SPRING HOSE 3/4" DIA X 1.5' LG
179	2	SPRING HOSE 3/4" DIA X 1.5' LG
180	2	SPRING HOSE 3/4" DIA X 1.5' LG
181	2	SPRING HOSE 3/4" DIA X 1.5' LG
182	2	SPRING HOSE 3/4" DIA X 1.5' LG
183	2	SPRING HOSE 3/4" DIA X 1.5' LG
184	2	SPRING HOSE 3/4" DIA X 1.5' LG
185	2	SPRING HOSE 3/4" DIA X 1.5' LG
186	2	SPRING HOSE 3/4" DIA X 1.5' LG
187	2	SPRING HOSE 3/4" DIA X 1.5' LG
188	2	SPRING HOSE 3/4" DIA X 1.5' LG
189	2	SPRING HOSE 3/4" DIA X 1.5' LG
190	2	SPRING HOSE 3/4" DIA X 1.5' LG
191	2	SPRING HOSE 3/4" DIA X 1.5' LG
192	2	SPRING HOSE 3/4" DIA X 1.5' LG
193	2	SPRING HOSE 3/4" DIA X 1.5' LG
194	2	SPRING HOSE 3/4" DIA X 1.5' LG
195	2	SPRING HOSE 3/4" DIA X 1.5' LG
196	2	SPRING HOSE 3/4" DIA X 1.5' LG
197	2	SPRING HOSE 3/4" DIA X 1.5' LG
198	2	SPRING HOSE 3/4" DIA X 1.5' LG
199	2	SPRING HOSE 3/4" DIA X 1.5' LG
200	2	SPRING HOSE 3/4" DIA X 1.5' LG

CLEVELAND RANGE, LLC  
 2850 STATE ROUTE 102, CLEVELAND, OH 44115  
 TEL: (216) 751-1000 FAX: (216) 751-1001  
 WWW.CLEVELANDRANGE.COM  
 TITLE: GEMINIS 6 SHORT COMPONENT LOCATION  
 INSTRUMENTAL DWG  
 DATE: 01-08-24  
 SHEET 1 OF 4




16

BURNER BOX ASS'Y  
SHOWING MANIFOLD ASS'Y & BURNER ALIGNMENT

ORIFICE CHART NATURAL GAS (REF)			
ALTITUDE	P/N:	QTY	DESCRIPTION
0 - 1999'	110939	2	ORIFICE, #39 DMS, VER GEN
2000 - 2999'	110940	2	ORIFICE, #40 DMS, VER GEN
3000 - 4999'	110941	2	ORIFICE, #41 DMS, VER GEN
5000 - 6999'	110942	2	ORIFICE, #42 DMS, VER GEN
7000 - 8999'	110943	2	ORIFICE, #43 DMS, VER GEN
9000 - 11000'	110944	2	ORIFICE, #44 DMS, VER GEN

ORIFICE CHART LP GAS (REF)			
ALTITUDE	P/N:	QTY	DESCRIPTION
0-1999'	110953	2	ORIFICE, #53 DMS, VER GEN
2000 - 7999'	110954	2	ORIFICE, #54 DMS, VER GEN
8000 - 11000'	110955	2	ORIFICE, #55 DMS, VER GEN



QTY	REF	QTY	REF	ITEM	PART NO.	DESCRIPTION
1	1	26			30026	TERMINAL, SUBCON, 1/8" ID X 1/8" OD X 1/8" THK, 25-PIN, PART INSL.
1	2	24			10812	GROMMET, RUBBER
1	1	23			10812	BARGE PLUG
1	1	22			10834	PILOT ASS'Y, LP
1	1	21			10834	ORIFICE, LP GAS
1	1	21			10834	ORIFICE, LP GAS
1	1	20			10834	SCREW, PIPE DOG
1	1	19			2316	WASHER FLAT, 1/4" ID X 3/8" OD X 1/16" THK
1	1	18			2315	NUT, 1/4" ID, HEX, 3/8" SST, FULL FINISHED
1	1	17			14618	SCREW, PAN HD, 1/2" X 1/2" SST
1	1	16			10287	SCREW, PAN HD, 1/2" X 1/2" SST
1	1	15			10189	SCREW, HEX W/SHR HD, 7/16" X 1/2" ZN
1	1	14			10813	SCREW, 1/2" X 1/2" TORX, 1/8" TORX, 7/16" TORX, 2" ZN
1	1	13			10204	FTG. COUPL, 1/2" X 1/2" J/PT
1	1	12			10271	ELBOW, 90°, 3/4" X 1/2" BLACK BRONZ
1	1	11			10845000	IMGE ASS'Y, GREEN, 1/8" IN, 1 BAR, 5/16" OD
1	1	10			10829	GAS LINE, BLACK GENIUM
1	1	9			10829	CABLE, BLACK GENIUM
1	1	8			10829	PILOT ASS'Y, NAT GAS, GENIUM
1	1	7			10829	ORIFICE, NATURAL GAS
1	1	6			10719	BRACKET, BURNER MOUNTING GENIUM
1	1	5			10720	CLAMP, BURNER GENIUM
1	1	4			10878	BURNER, INSHT, 3/16" BTU, VERTICAL BOLLER
1	1	3			10840	GASKET, MANIFOLD, VERTICAL BOLLER
1	1	2			10782	MANIFOLD ASS'Y, VERTICAL GAS BOLLER
1	1	1			10840	BACK, BURNER ASS'Y, VERTICAL

SEE NOTE 1

SEE NOTE 2

SEE NOTE 3

SEE NOTE 4

SEE NOTE 5

SEE NOTE 6

SEE NOTE 7