

Parts Manual

Floor Type Electric Convection Steamer



Series: Classic Electric Boiler Base Steamer

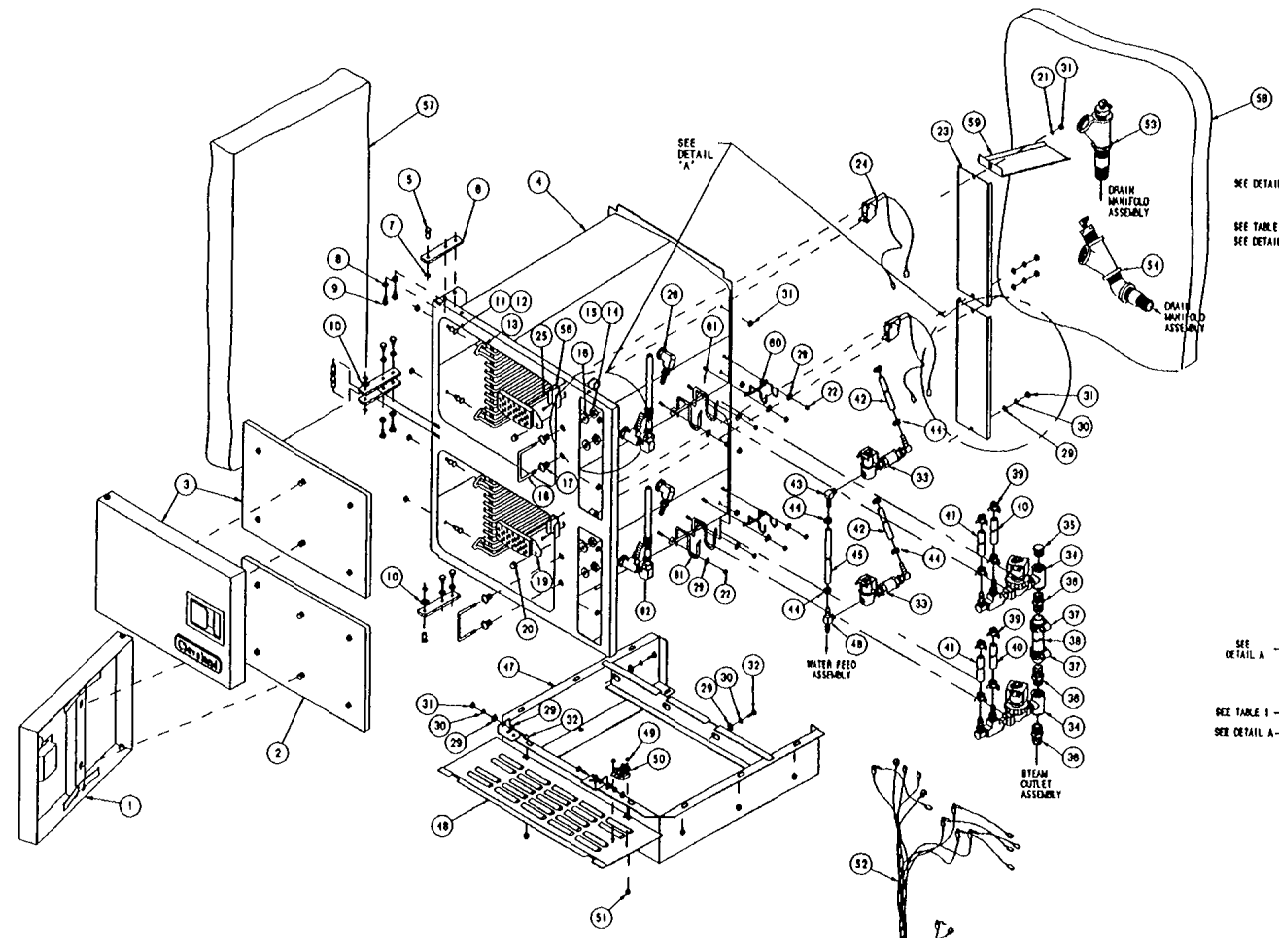
1333 East 179th Street
Cleveland, Ohio 44110

Phone: (216) 481-4900
1-800-338-2204

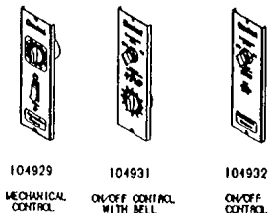
Fax: (216) 481-3782
www.clevelandrange.com

 Cleveland

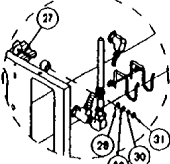
| LET. | REVISIONS | DATE | BY |
|------|---------------------|----------|-----|
| A | SEE E.O. 4C-2587 | 03-01-84 | |
| | SEE E.O. 4C-2579 | 05-24-84 | PJD |
| B | SEE E.O. 4C-2579 R1 | 07-22-84 | PJD |
| C | SEE E.O. 4C-2579 R2 | 07-29-84 | OLD |
| D | SEE E.O. 4C-2785 | 12-06-94 | PJD |



| ITEM NO. | QTY. | PART NO. | DESCRIPTION |
|----------|------|------------|---|
| 62 | 2 | 107019 | BREATHER/SPRAY NOZZLE ASSY. 1/2" B 1/4" |
| 61 | 2 | 106722 | BRACKET, VALVE SUPPORT ASSY. |
| 60 | 2 | 106159 | BRACKET ASSY. WATER, VALVE SUPPORT |
| 59 | 1 | 106733 | SHIELD, MOISTURE |
| 58 | 1 | 104128 | INSULATION, CONVECTION BODY REAR |
| 57 | 1 | 104125 | INSULATION, CONVECTION BODY WRAP |
| 56 | - | 105442 | GUARD, SWITCH PROTECTION |
| 55 | 2 | 19972 | SWITCH, THERMAL |
| 54 | 1 | 1064731 | DRAIN, LOWER COMP., CONNECTION |
| 53 | 1 | 106473 | DRAIN, UPPER COMP., CONNECTION |
| 52 | - | 104219 | HARNESS WIRING, ON/OFF |
| | - | 104189 | HARNESS WIRING, ELECTRONIC |
| | - | 103856 | HARNESS WIRING, MECHANICAL |
| 51 | 8 | 14879 | NUT, ACONR 10-24 8/5 |
| 50 | 1 | 44168 | TERMINAL BLOCK ASSY. 2 POLE |
| 49 | 2 | 104223 | NUT, HEX 8-32 ELASTIC LOCK |
| 48 | 1 | 102589 | PANEL, FRONT FILLER |
| 47 | 1 | 40749 | PEDESTAL, WELDMENT HINGE LEFT |
| 46 | 1 | 106841 | FITTING, HOSE 1/4" H X 1/4" H X 1/4" MP |
| 45 | 1 | 1058501300 | HOSE, NY-80 1/2" X 1/2" X 13" LG |
| 44 | 8 | 106528 | CLAMP, HOSE, METAL 3/16 TO 5/16 DIA |
| 43 | 1 | 105788 | FITTING, HOSE 1/4" H X 1/4" H X 1/4" MP |
| 42 | 2 | 105850100 | HOSE, NY-80 1/4" X 1/2" X 10" LG |
| 41 | 2 | 1052730500 | HOSE, SILICONE 3/8" X 5/8" X 3" LG |
| 40 | 2 | 1052730600 | HOSE, SILICONE 3/8" X 5/8" X 9" LG |
| 39 | 8 | 107099 | CLAMP, METAL TENSION BAND (3/8") |
| 38 | 1 | 08511100 | HOSE, SILBRIDE 3/4" X 1" X 11 LG |
| 37 | 2 | 03207 | CLAMP, HOSE, LINED, MAX OD 1.125" |
| 36 | 3 | 08241 | FITTING, HOSE BARB 3/4" H X 1/2" MP |
| 35 | 2 | 10609 | PIUGS 1/2", BRASS |
| 34 | 2 | 106830 | STEAM, INLET ASSEMBLY |
| 33 | 2 | 106831 | WATER VALVE ASSY. NEW CONV. STMR. |
| 32 | 4 | 19288 | SCREW, HEX HEAD 1/4-20 X 3/4 |
| 31 | 24 | 14818 | NUT, HEX 1/4-20 S/S |
| 30 | 9 | 23105 | WASHER, LOCK 1/4" S/S |
| 29 | 19 | 23110 | WASHER, FLAT 1/4" X 5/8 X .065 |
| 28 | 2 | 23138 | WASHER, FLAT 3/8 X 7/8 X 1/16 |
| 27 | 2 | 104409 | CLOSURE, THERMAL OPENING |
| 26 | 2 | 106230 | STEAM SUPPLY ASSEMBLY, CONVECTION |
| 25 | - | 105449 | SCREW, TRUSS HEAD 8-32 X .312, S/S |
| 24 | - | 104199 | SWITCH ASSY., CHET, STEAM SHUT-OFF |
| 23 | - | 104199 | TIMER ASSEMBLY, CONVECTION |
| 22 | 8 | 14892 | NUT, ELASTIC LOCK 810-2 |
| 21 | 1 | 23137 | WASHER 1/4" INTERNAL TOOTH |
| 20 | 2 | 148771 | NUT, ACONR 1/4-20 |
| 19 | 2 | 89298 | SCREEN, COMPARTMENT DRAIN |
| 18 | 2 | 104048 | CATCH, DOOR |
| 17 | 4 | 14895 | NUT, DOOR CATCH MOUNTING 8/5 |
| 16 | 4 | 23149 | WASHER, NYLON, TYPE 8-8 |
| 15 | A/R | 01205 | ADHESIVE, LOCKITE #290 |
| 14 | 4 | 14849 | NUT, HEX 1/2-13 ZINC PLATED |
| 13 | 4 | 41423 | RACK, PAN SLIDE 20" |
| 12 | A/R | 00932 | SEALANT, RTV |
| 11 | 16 | 101305 | PIN, RACK |
| 10 | 2 | 102513 | WASHER, FLAT 5/16 X 3/4 X .080 S/S |
| 9 | 8 | 02312 | BOLT, HEX HEAD 5/16-24 X 1/2" S/S |
| 8 | 8 | 23106 | WASHER, LOCK MED. PATTERN 5/16 S/S |
| 7 | 4 | 104062 | RING, SNAP S/S |
| 6 | 4 | 104078 | HINGE, DOOR |
| 5 | 4 | 104077 | PIN, HINGE |
| 4 | 1 | 104891 | CONVECTION BODY WELDMENT IN. |
| 3 | - | 1085751 | DOOR ASSY., H.L. W/DOOR W/ACTUATOR |
| 2 | 1 | 108575 | DOOR ASSY., H.L. W/DOOR |
| 1 | 2 | 10410 | DOOR, INNER ASSEMBLY |
| 1 | 1 | 103531 | DOOR, OUTER ASSY., H.L. W/ACTUATOR |
| 1 | 1 | 103537 | DOOR, OUTER ASSEMBLY, H.L. |




104929 MECHANICAL CONTROL
104931 ON/OFF CONTROL WITH BELL
104932 ON/OFF CONTROL



104930 THERMAL SWITCH CLOSURE (MECHANICAL & ON/OFF)



104930 ELECTRONIC CONTROL



ITEM 59 (MOISTURE SHIELD) ELECTRONIC OPTION ONLY

TABLE '1'
STEAM SHUT-OFF OPTION

| ITEM NO. | QTY. | PART NO. | DESCRIPTION |
|----------|------|----------|-------------|
| 105442 | 2 | 58 | GUARD |
| 105449 | 2 | 25 | SCREW |
| 104199 | 2 | 24 | SWITCH |
| 1063751 | 2 | 31 | DOOR |
| 1031971 | 1 | 1 | DOOR |

PRODUCTION

THIS DESIGN DESCRIBES A PROPRIETARY ITEM AND IS THE PROPERTY OF CLEVELAND RANGE. THIS DRAWING IS NOT TO BE COPIED OR USED WITHOUT THE APPROVAL OF CLEVELAND RANGE.

TIMER OPTIONS - DETAIL A

ITEM 59 (MOISTURE SHIELD) ELECTRONIC OPTION ONLY

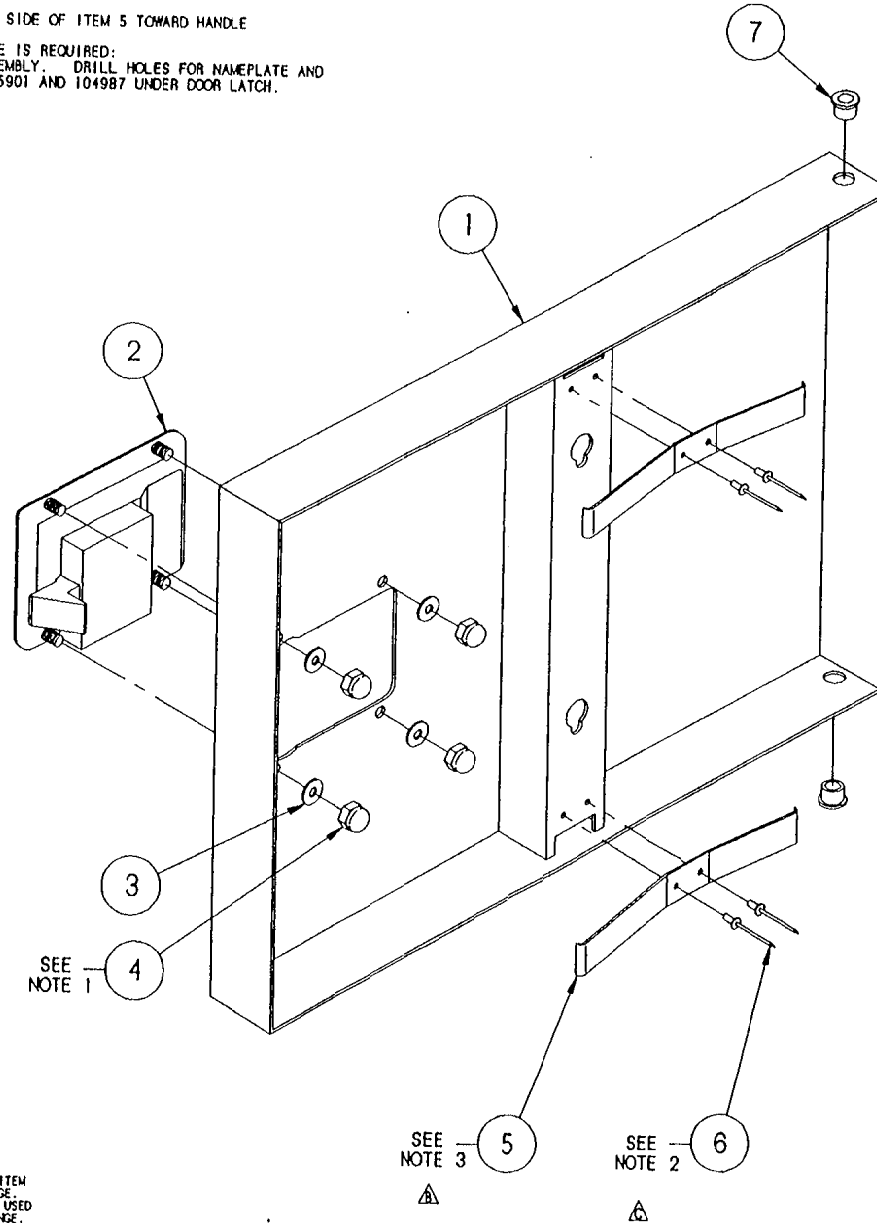
| | | | |
|------------------------------|---------------|--|-------------|
| TOLERANCES (EXCEPT AS NOTED) | | CLEVELAND RANGE INC. 1333 East 179th St. Cleveland, Ohio 44110-2574 | |
| DECIMAL ± N/A | SCALE NTS | DRAWN BY DUTCHMAN | APPROVED BY |
| ANGULAR ± N/A | TITLE | CONVECTION H.L. FINAL ASSEMBLY PRODUCTION, ALL OPTIONS | |
| CK | DATE 11-02-93 | DRAWING NO. C - 105509 | REV. D |

NOTES : 1.) USE LOCTITE #222 - LOW STRENGTH (#104146) ON ITEM 4

⚠ 2.) USE RTV (#00833) ON ITEM 6

⚠ 3.) ORIENT LONGER SIDE OF ITEM 5 TOWARD HANDLE

⚠ 4.) WHEN NAMEPLATE IS REQUIRED:
ATTACH AT ASSEMBLY. DRILL HOLES FOR NAMEPLATE AND
MOUNT P/Ns 105901 AND 104987 UNDER DOOR LATCH.



SEE
NOTE 1

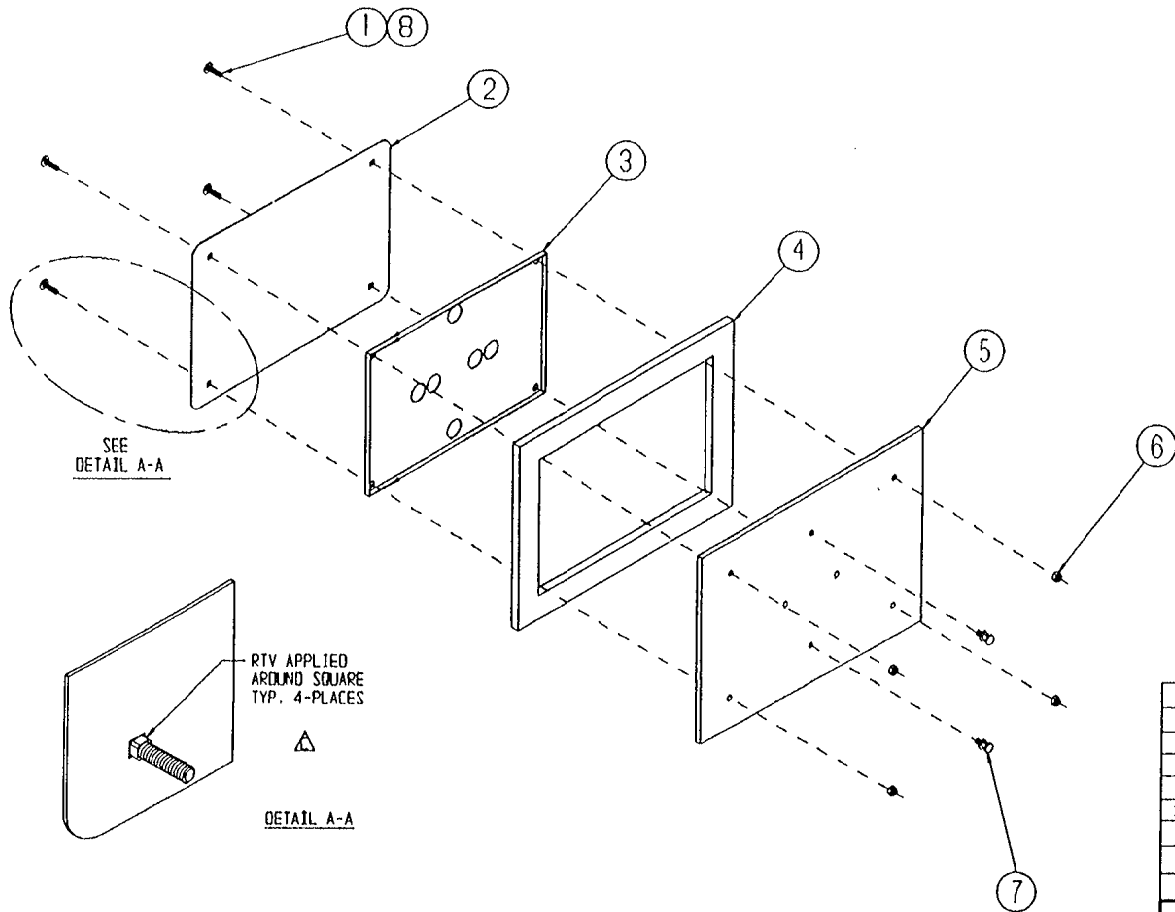
SEE
NOTE 3

SEE
NOTE 2

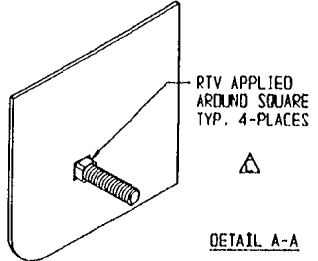
THIS DESIGN DESCRIBES A PROPRIETARY ITEM
AND IS THE PROPERTY OF CLEVELAND RANGE.
THIS DRAWING IS NOT TO BE COPIED OR USED
WITHOUT THE APPROVAL OF CLEVELAND RANGE.

| LET. | REVISIONS | DATE | BY |
|------|---|----------|-----|
| B | NOTE 3 WAS UPDATED, WAS ITEM 6 CALLOUT PER E.O. #C-1908 | 01-01-91 | DJP |
| C | NOTE 2 REVISED, WAS ITEM 7 CALLOUT PER E.O. #C-1908 R1 | 03-19-92 | PJD |
| D | P/Ns 105901 & 104987 ADDED PER E.O. #C-2441 R2 | 08-28-93 | PJD |
| E | P/Ns 105901 & 104987 REF. ONLY PER E.O. #C-2441 R3 | 08-05-93 | PJD |
| F | P/Ns 105901 & 104987 REMOVED PER E.O. #C-2441 R5 | 12-13-93 | PJD |

| 7 | 2 | 103641 | BUSHING, BRONZE |
|--|--|---------------------------|-----------------------------------|
| 6 | 4 | 18357 | RIVET, 1/8" DIA. FLUSH BREAK, S/S |
| 5 | 2 | 102228 | SPRING, DOOR |
| 4 | 4 | 14879 | NUT, #10-24 ACORN, S/S |
| 3 | 4 | 101655 | WASHER, #10 FLAT, S/S |
| 2 | 1 | 103643 | LATCH, DOOR - PADDLE TYPE |
| 1 | 1 | 103527 | OUTER DOOR WELDMENT, H.L. |
| ITEM | QTY. | PART NO. | DESCRIPTION |
| TOLERANCES (EXCEPT AS NOTED) | | | |
| CLEVELAND RANGE INC. 1333 East 179th St., Cleveland, Ohio 44110-2574 | | | |
| DECIMAL ± N/A | SCALE 5/8=1 | DRAWN BY DUTCHMAN | APPROVED BY |
| ANGULAR ± N/A | TITLE DOOR, OUTER ASSEMBLY SC 3.1 CONVECTION, H.L. | | |
| CK | DATE 02-28-91 | DRAWING NO. C - 103537 | REV. F |



SEE
DETAIL A-A



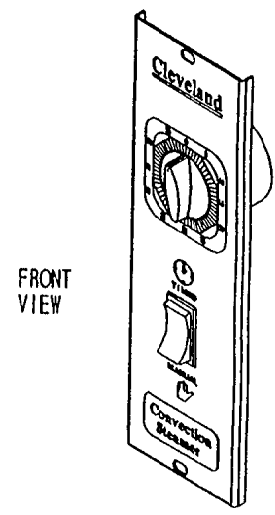
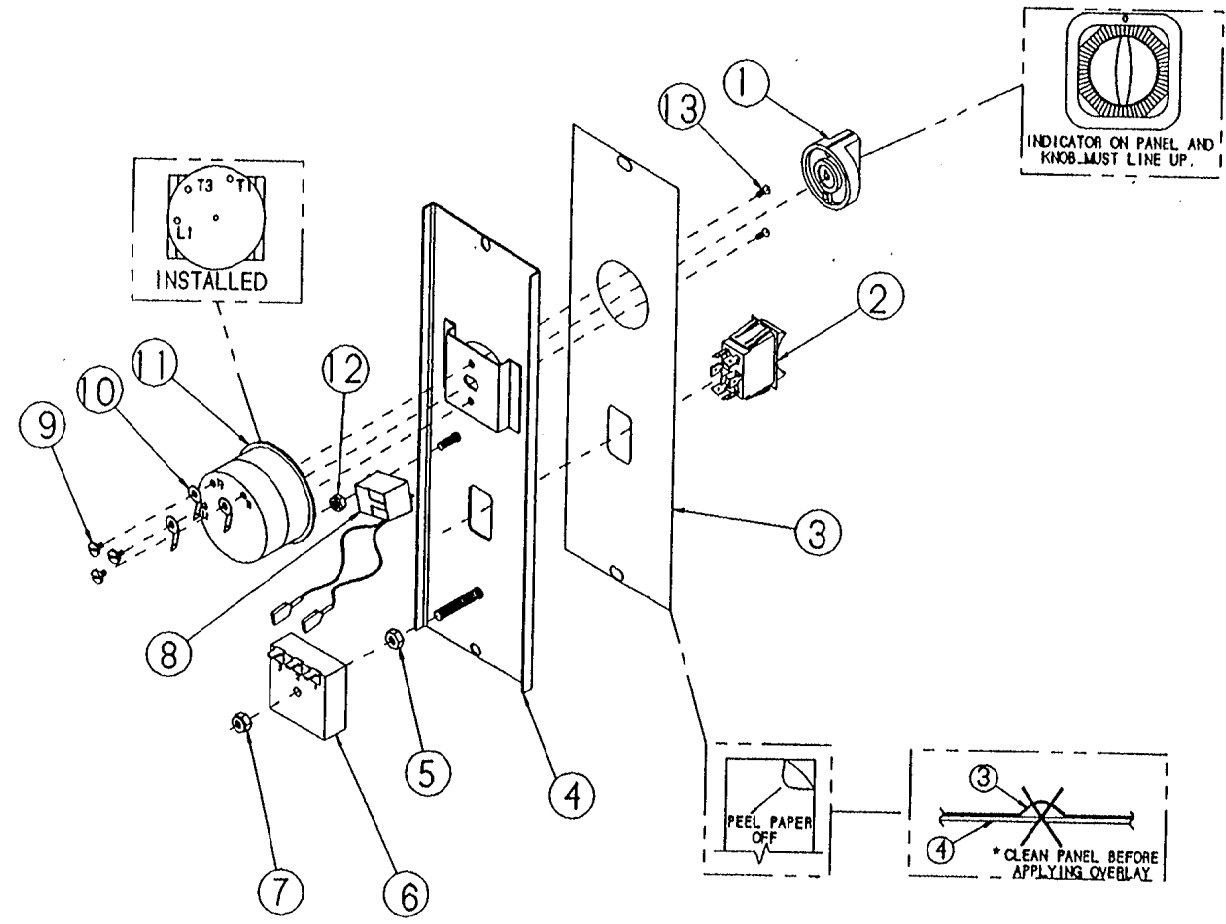
THIS DESIGN DESCRIBES A PROPRIETARY ITEM
AND IS THE PROPERTY OF CLEVELAND RANGE.
THIS DRAWING IS NOT TO BE COPIED OR USED
WITHOUT THE APPROVAL OF CLEVELAND RANGE.

| LET. | REVISIONS | DATE | BY |
|------|-----------------------------|---------|-----|
| A | REVISED PER E.O. #C-1872 R5 | 2-28-91 | PJC |
| B | REVISED PER E.O. #C-1872 R7 | 5-13-91 | PJC |
| C | REVISED PER E.O. #C-1993 | 8-05-91 | PJC |

| ITEM | QTY. | PART NO. | DESCRIPTION |
|------|------|----------|--------------------------------|
| 8 | A/R | 00932 | SEALANT, RTV |
| 7 | 2 | 19923 | PIN GUIDE, INNER DOOR |
| 6 | 4 | 14665 | NUT, HEX LOCK 1/4-20 |
| 5 | 1 | 100745 | INNER DOOR WELDMENT |
| 4 | 1 | 07138 | DOOR GASKET |
| 3 | 1 | 66214 | INNER GASKET RETAINER |
| 2 | 1 | 66595 | GASKET RETAINER PLATE |
| 1 | 4 | 104719 | BOLT, CARRIAGE 1/4-20 X 1.000" |

| TOLERANCES (EXCEPT AS NOTED) | | CLEVELAND RANGE INC. | | |
|---------------------------------|---|--|----------------------|--|
| | | 1333 East 178th St. Cleveland, Ohio 44110-2574 | | |
| DECIMAL ± N/A | SCALE N/A | DRAWN BY P. J. D. | APPROVED BY D. S. | |
| ANGULAR ± N/A | TITLE DOOR, INNER ASS'Y. SC 3.1 CONV. (NEW STYLE MODEL C) | | | |
| CK | DATE 02-28-91 | DRAWING NO. B- 104101 | REV. C | |

| LET | REVISIONS | DATE | BY |
|-----|---|----------|-----|
| A | HOLES ADDED TO LABEL P/N 105890 WAS 103720 EO #C-2182 | 04-08-92 | PJD |
| B | 105890 COLOR/ARTWORK CHANGE PER E.O. #C-2503 & C-2424 | 09-21-93 | PJD |



FRONT VIEW

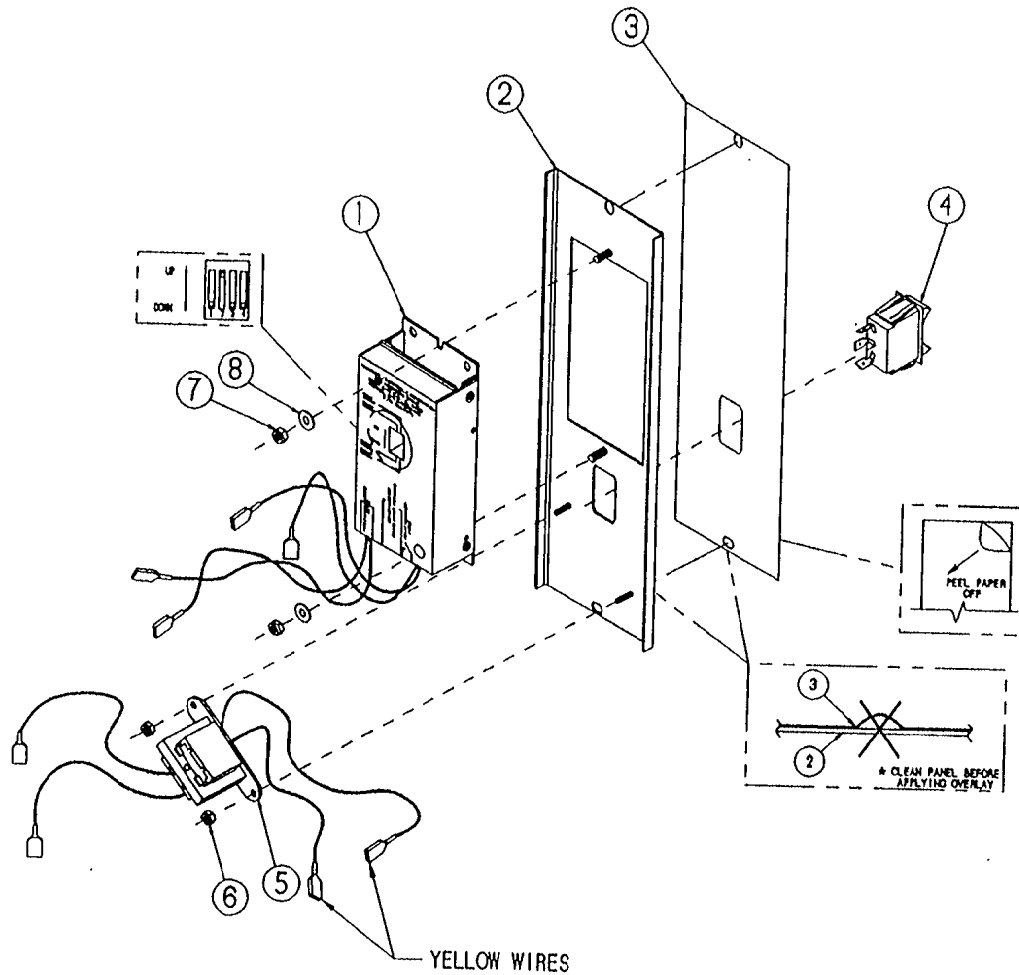
| NO. | QTY. | PART NO. | DESCRIPTION |
|-----|------|----------|--------------------------------------|
| 13 | 2 | 19201 | SCREEN 8-40 X .250 PAN HD. SLTD. S/S |
| 12 | 1 | 14892 | NUT, 10-20 ELASTIC LOCK, STEEL PLTD |
| 11 | 1 | 20478 | TIMER, 60 MIN, MECHANICAL SWITCHING |
| 10 | 3 | 20323 | TERMINAL, #10 RING / .25 MALE TAB |
| 9 | 3 | --- | INCLUDED IN ITEM 10 |
| 8 | 1 | 41350 | BUZZER ASSEMBLY WITH TERMINALS |
| 7 | 1 | 101873 | NUT, 1/4-20 ELASTIC LOCK |
| 6 | 1 | 20477 | TIMER, SOLID STATE, 3 SECOND DELAY |
| 5 | 1 | 14818 | NUT, HEX, 1/4-20 S/S |
| 4 | 1 | 104958 | PANEL, TIMER - CONV. MECHANICAL |
| 3 | 1 | 105890 | LABEL, PANEL - MECH. TIMER CONV. |
| 2 | 1 | 19992 | SWITCH, ROCKER, COMPT. BYPASS |
| 1 | 1 | 11307 | KNOB, TIMER |



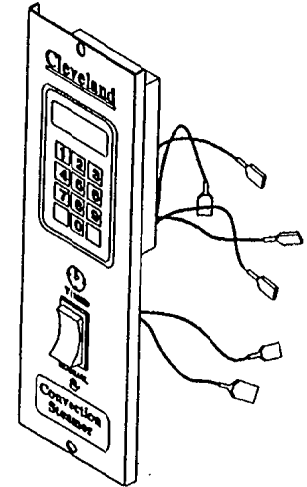
| TOLERANCES UNLESS OTHERWISE SPECIFIED | | | |
|---|---|-------------|-------------|
| CLEVELAND RANGE INC. 1333 East 178th St. Cleveland, Ohio 44110-2574 | | | |
| DECIMAL | SCALE | DRAWN BY | APPROVED BY |
| 1 N/A | N/A | OUTERMAN | D.B. |
| ANGULAR | TITLE | | |
| 1 N/A | TIMER ASSEMBLY - BACK MOUNTED CONVECTION STEAMER MECHANICAL | | |
| OK | DATE | DRAWING NO. | REV. |
| | 09-16-91 | C-104929 | B |

THIS DESIGN DESCRIBES A PROPRIETARY ITEM AND IS THE PROPERTY OF CLEVELAND RANGE. THIS DRAWING IS NOT TO BE COPIED OR USED WITHOUT THE APPROVAL OF CLEVELAND RANGE.

| LET | REVISIONS | DATE | BY |
|-----|---|----------|-----|
| A | HOLES ADDED TO LABEL P/N 105889 WAS 104478 EO #C-2182 | 04-08-92 | PJD |
| B | 105889 COLOR/ARTWORK CHANGE PER E.O. #C-2503 & C-2424 | 09-21-93 | PJD |



FRONT VIEW



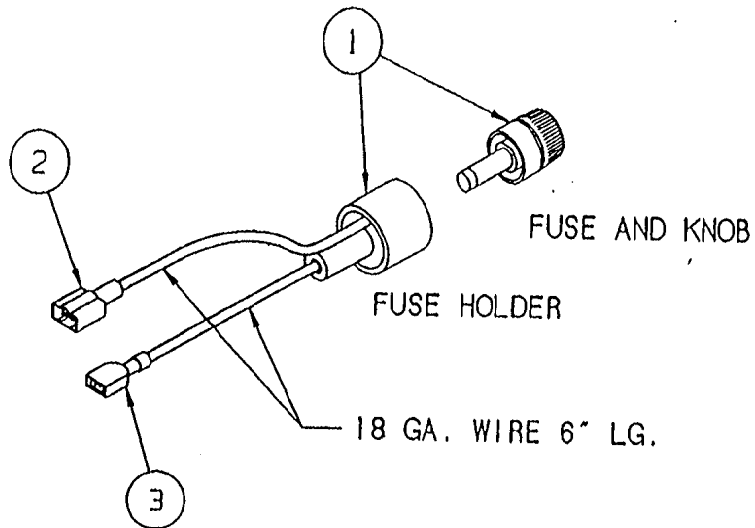
| NO. | QTY. | PART NO. | DESCRIPTION |
|-----|------|----------|-----------------------------------|
| 8 | 2 | 101635 | WASHER, FLAT #10 S/S |
| 7 | 2 | 14892 | NUT, HEX 10-24 ELASTIC LOCK |
| 6 | 2 | 104223 | NUT, HEX 8-32 ELASTIC LOCK |
| 5 | 1 | 104390 | TRANSFORMER, ASSEMBLY |
| 4 | 1 | 104221 | SWITCH, ROCKER, SPOT MATTE FINISH |
| 3 | 1 | 105889 | LABEL, CONT. PANEL, HCC - CONY. |
| 2 | 1 | 104701 | PANEL, WELDMENT ELECTRONIC |
| 1 | 1 | 104389 | TIMER, ASSEMBLY - HCC |

| | | | |
|--|-------------|----------|-------------|
| TOLERANCES (UNLESS OTHERWISE SPECIFIED) | | | |
| CLEVELAND RANGE INC. | | | |
| 1303 East 179th St. Cleveland, Ohio 44110-2874 | | | |
| DECIMAL | SCALE | DRAWN BY | APPROVED BY |
| 2 N/A | 1/2" | DUTCHMAN | D.S. |
| TITLE | | | |
| TIMER ASSEMBLY - BACK MOUNTED CONVECTION STEAMER ELECTRIC | | | |
| DATE | DRAWING NO. | REV. | |
| 09-17-91 | C-104930 | B | |

THIS DESIGN DESCRIBES A PROPRIETARY ITEM
AND IS THE PROPERTY OF CLEVELAND RANGE.
THIS DRAWING IS NOT TO BE COPIED OR USED
WITHOUT THE APPROVAL OF CLEVELAND RANGE.

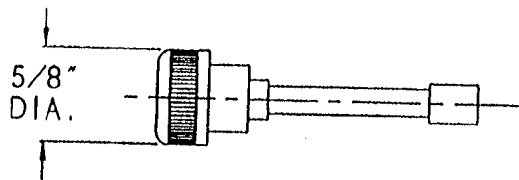
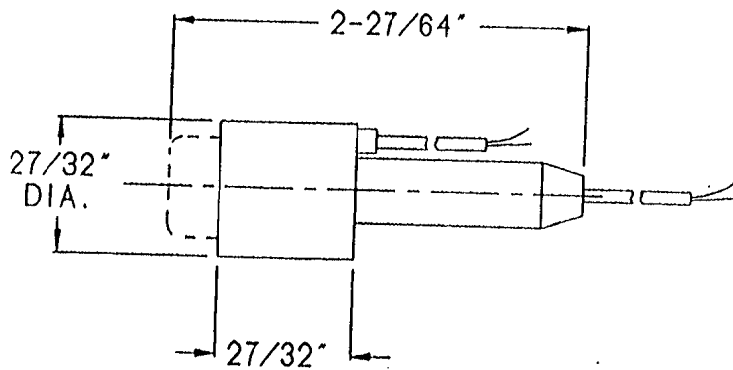
| | | | |
|------|------------------------------------|----------|-----|
| LET. | REVISIONS | DATE | BY |
| A | PICTORIAL CHANGE PER E.O. #2591 RI | 05-06-94 | PJD |

U.L. AND C.S.A.
APPROVED



| ITEM | QTY. | PART NO. | DESCRIPTION |
|---------------------------------|---|---------------------------|---|
| 3 | 1 | 20351 | TERMINAL, SLIP ON FEMALE |
| 2 | 1 | 20370 | TERMINAL, SLIP ON, MALE |
| 1 | 1 | 106881 | FUSE AND HOLDER ASSEMBLY |
| TOLERANCES (EXCEPT AS NOTED) | | | CLEVELAND RANGE INC. 1333 East 179th St. Cleveland, Ohio 44110-2574 |
| DECIMAL ± .030 | SCALE 2=1 | DRAWN BY DUTCHMAN | |
| ANGULAR ± 1° | TITLE FUSE AND HOLDER WIRE ASSY. NCC TIMER RETROFIT | | |
| CK | DATE 05-06-94 | DRAWING NO. A - 106870 | REV. A |

THIS DESIGN DESCRIBES A PROPRIETARY ITEM
AND IS THE PROPERTY OF CLEVELAND RANGE.
THIS DRAWING IS NOT TO BE COPIED OR USED
WITHOUT THE APPROVAL OF CLEVELAND RANGE.



BUSSMAN HLR
FUSE HOLDER

GUIDE #1ZLT2 U.L.
FILE #B14853 U.L.

CLASS #6225-01 C.S.A.
FILE #47235 C.S.A.

BUSSMAN GLR 2 AMP
NON-DELAY FUSE

GUIDE #JDYX U.L.
FILE #E19180 U.L.

CLASS #1422-01 C.S.A.
FILE #53787 C.S.A.

APPROVED SOURCE:

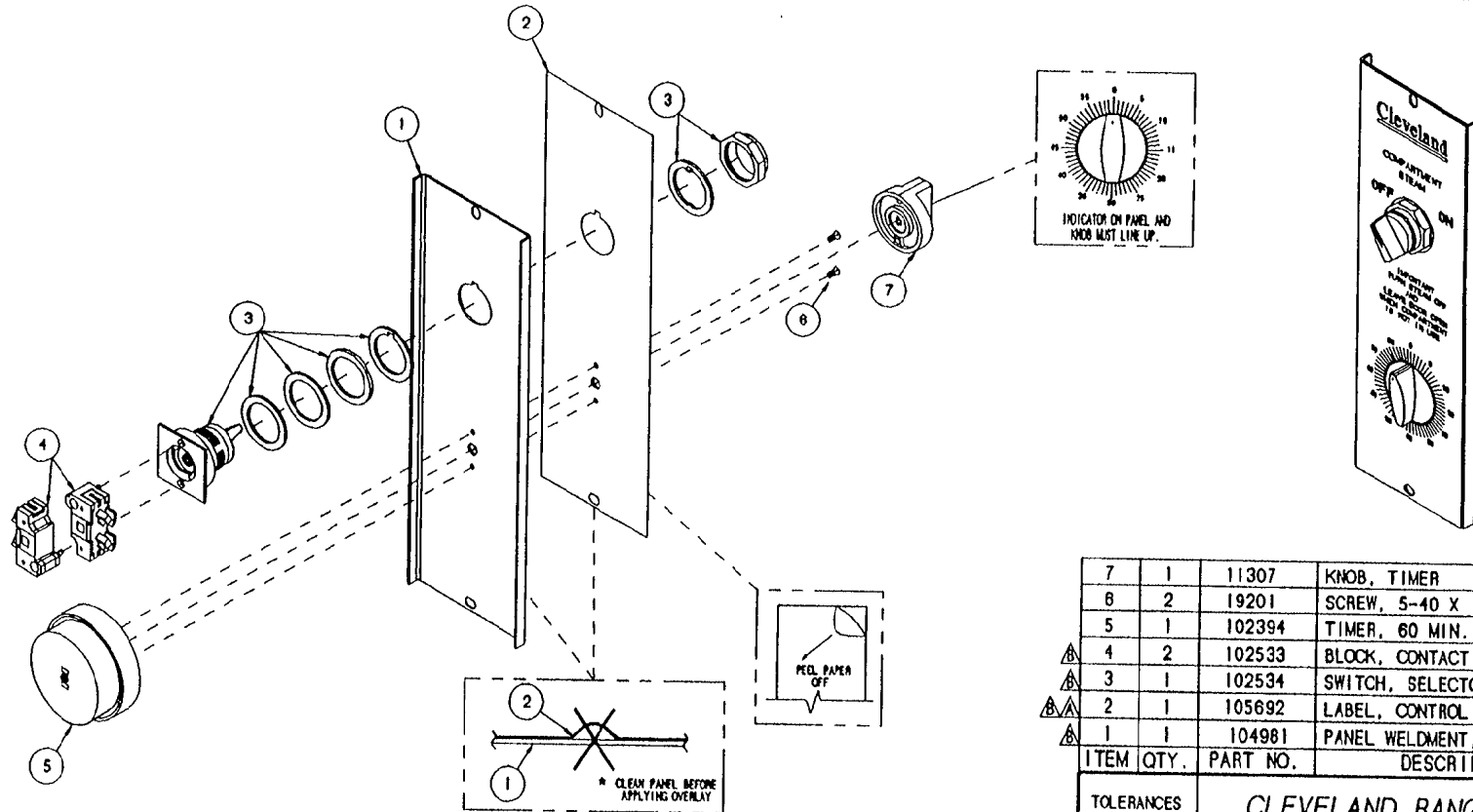
CONSOLIDATED ELECTRICAL DISTRIBUTORS, INC.
7444 TYLER BLVD., MENTOR, OHIO 44060
PHONE (216) 946-8850

THIS DESIGN DESCRIBES A PROPRIETARY ITEM
AND IS THE PROPERTY OF CLEVELAND RANGE.
THIS DRAWING IS NOT TO BE COPIED OR USED
WITHOUT THE APPROVAL OF CLEVELAND RANGE.

| ITEM | QTY. | PART NO. | DESCRIPTION |
|---------------------------------|--|---|------------------|
| TOLERANCES (EXCEPT AS NOTED) | | CLEVELAND RANGE INC. 1333 East 179th St. Cleveland, Ohio 44110-2574 | |
| DECIMAL ± .030 | SCALE 2=1 | DRAWN BY DUTCHMAN | APPROVED BY - |
| ANGULAR ± 1° | TITLE FUSE AND HOLDER ASSY. NCC TIMER RETROFIT | | |
| CK | DATE 05-06-94 | DRAWING NO. A - 106881 | REV. - |

| LET. | REVISIONS | DATE | BY |
|------|-----------|------|----|
| | | | |

| LET. | REVISIONS | DATE | BY |
|------|---|----------|-----|
| A | HOLES ADDED TO LABEL, P/N 105692 WAS 103719. E.O. C-2182. | 04/08/92 | PJD |
| B | UPDATED PICTORIALY PER E.O. #C-2429 & #C-2495 & #C-2503 | 09/13/93 | NLT |

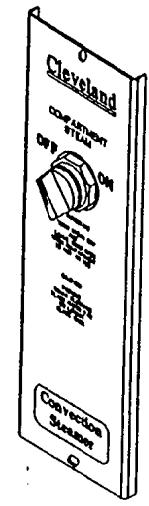
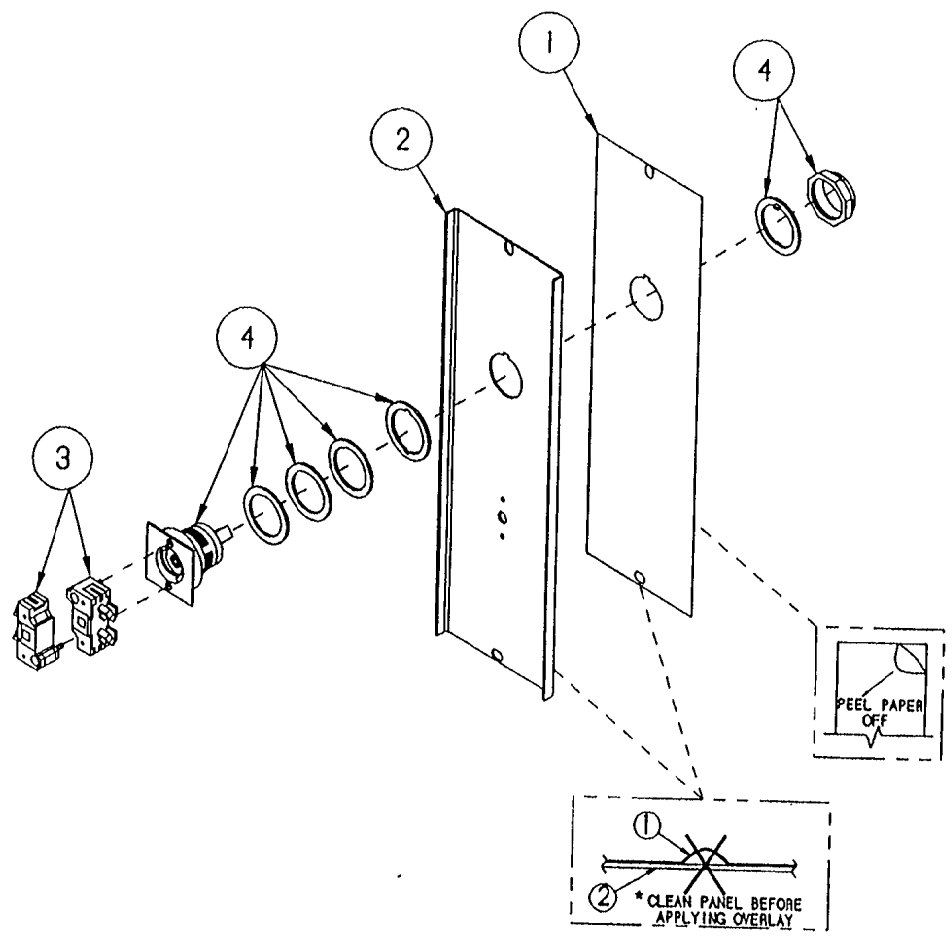


| 7 | 1 | 11307 | KNOB, TIMER |
|------|------|----------|--------------------------------|
| 6 | 2 | 19201 | SCREW, 5-40 X .250, PAN HD |
| 5 | 1 | 102394 | TIMER, 60 MIN., INDICATING |
| △ | 4 | 102533 | BLOCK, CONTACT |
| △ | 3 | 102534 | SWITCH, SELECTOR |
| △ | 2 | 105692 | LABEL, CONTROL PANEL, ON/OFF |
| △ | 1 | 104981 | PANEL WELDMENT, ON/OFF CONTROL |
| ITEM | QTY. | PART NO. | DESCRIPTION |

| | | | |
|---------------------------------|--|--|------------------------|
| TOLERANCES (EXCEPT AS NOTED) | | CLEVELAND RANGE INC. 1333 East 179th St. Cleveland, Ohio 44110-2574 | |
| DECIMAL ± N/A | SCALE 3/8=1 | DRAWN BY DUTCHMAN | APPROVED BY BEDFORD |
| ANGULAR ± N/A | TITLE TIMER ASSEMBLY, ON/OFF CONTROL W/ INDICATING TIMER | | |
| CK | DATE 09-19-91 | DRAWING NO. B - 104931 | REV. B |

THIS DESIGN DESCRIBES A PROPRIETARY ITEM AND IS THE PROPERTY OF CLEVELAND RANGE. THIS DRAWING IS NOT TO BE COPIED OR USED WITHOUT THE APPROVAL OF CLEVELAND RANGE.

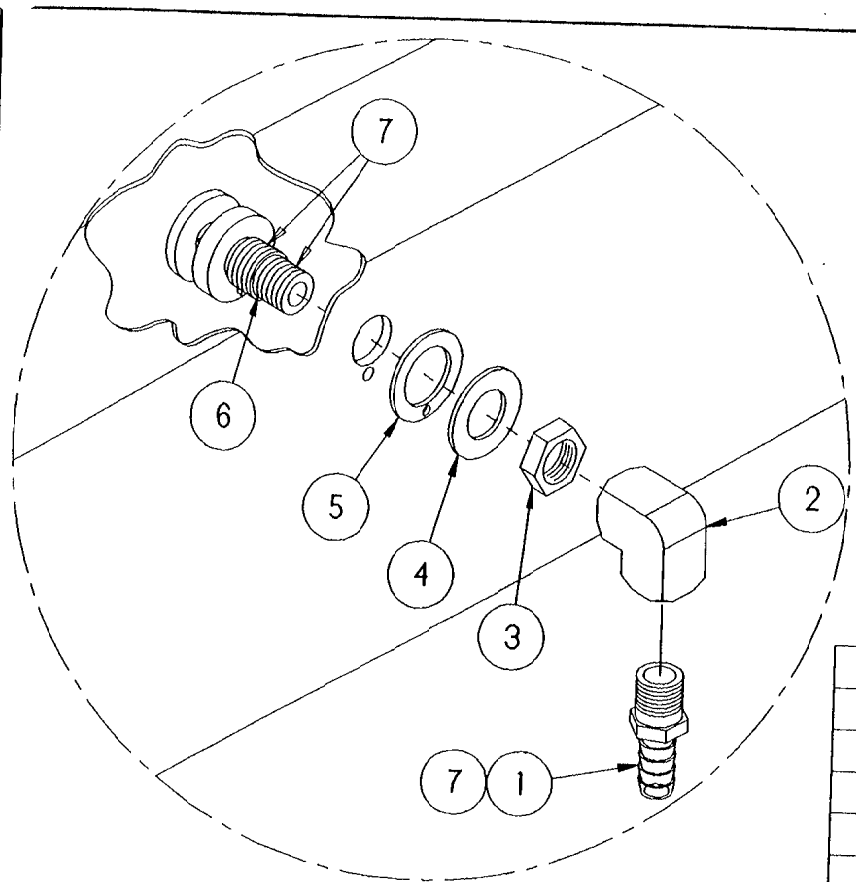
| LET | REVISIONS | DATE | BY |
|-----|---|----------|-----|
| A | HOLES ADDED TO LABEL P/N 105691 WAS 103718 EO #C-2182 | 04-08-92 | PJD |
| B | 103891 COLOR/ARTWORK CHANGE & 101981 HOLE PLACEMENT REVISED PER E.O. #C-2503 & C-2424 | 09-21-93 | PJD |



| NO. | QTY | PART | DESCRIPTION |
|-----|-----|--------|----------------------|
| 4 | 1 | 102534 | SWITCH, SELECTOR |
| 3 | 2 | 102533 | BLOCK, CONTACT |
| 2 | 1 | 104981 | PANEL, CONV., ON/OFF |
| 1 | 1 | 105691 | LABEL, PANEL, ON/OFF |

| | | | |
|---|--|-------------------------|---------------------|
| TOLERANCES UNLESS NOTED | | | |
| CLEVELAND RANGE INC. | | | |
| 1233 East 178th St., Cleveland, Ohio 44110-2574 | | | |
| DECIMAL 1 N/A | SCALE 1/2" | DRAWN BY DUTCHMAN | APPROVED BY D.S. |
| ANGULAR 2 N/A | TITLE TIMER ASSEMBLY - BACK MOUNTED CONVECTION STEAMER, ON/OFF | | |
| OK | DATE 09-19-91 | DRAWING NO. C-104932 | REV. B |

THIS DESIGN DESCRIBES A PROPRIETARY ITEM AND IS THE PROPERTY OF CLEVELAND RANGE. THIS DRAWING IS NOT TO BE COPIED OR USED WITHOUT THE APPROVAL OF CLEVELAND RANGE.



TYPICAL APPLICATION

THIS DESIGN DESCRIBES A PROPRIETARY ITEM AND IS THE PROPERTY OF CLEVELAND RANGE. THIS DRAWING IS NOT TO BE COPIED OR USED WITHOUT THE APPROVAL OF CLEVELAND RANGE.

| LET. | REVISIONS | DATE | BY |
|------|------------------|----------|-----|
| A | SEE E.O. #C-2689 | 09-15-94 | PJD |

NOTES:

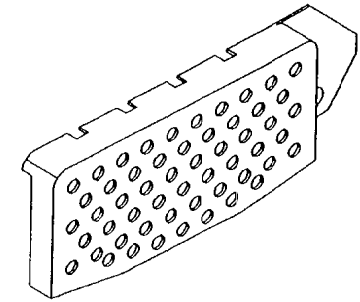
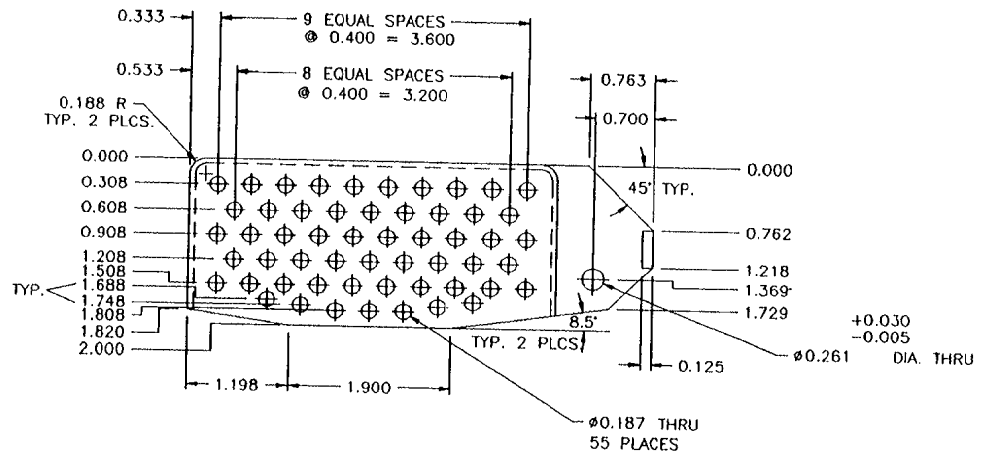
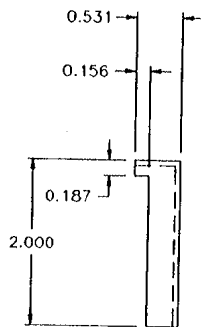
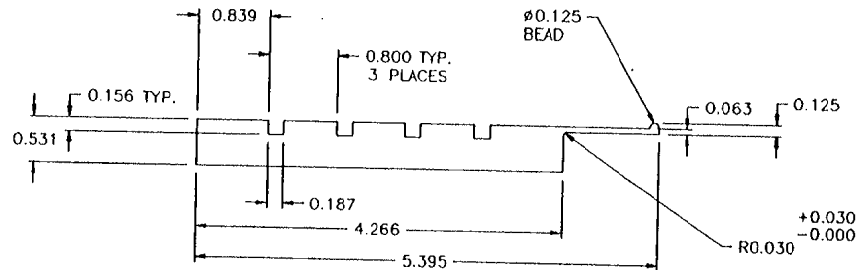
1.) ITEM 2 (P/N 05236) AND ITEM 1 (P/N 105277) TO BE ROTATED TO AN ANGLE THAT WILL MATCH THE OTHER SPRAY NOZZLES OR MEET A MATING HOSE FITTING.

| ITEM | QTY. | PART NO. | DESCRIPTION |
|------|------|----------|-------------------------------|
| 7 | A/R | 00934 | SEALANT, RECTORSEAL |
| 6 | 1 | 104009 | FITTING, ASSY, STEAM SUPPLY |
| 5 | 1 | 104082 | GASKET, STEAM INJECTOR |
| 4 | 1 | 104232 | WASHER, FLAT S/S |
| 3 | 1 | 104081 | NUT, JAM 5/8-18, BRASS |
| 2 | 1 | 05236 | ELBOW, 1/4" X 90°, BRASS |
| 1 | 1 | 105277 | FITTING, HOSE 3/8 H X 1/4 MPT |

| | | | |
|---------------------------------|--|---|-----------|
| TOLERANCES (EXCEPT AS NOTED) | | CLEVELAND RANGE INC. 1333 East 179th St. Cleveland, Ohio 44110-2574 | |
| DECIMAL ± .030 | SCALE 1/2" | | |
| ANGULAR ± 1° | TITLE SPRAY NOZZLE ASSY. (3/8" HOSE) CONVECTION AND CONVECTION PRO, STEAMCRAFT POWER 10 AND D.C. 10 | | |
| CK | DATE 12-14-92 | DRAWING NO. A - 106230 | REV. A |

NOTE: TOLERANCES ARE NON-ACCUMULATIVE

| LET. | REVISIONS | DATE | BY |
|------|---|----------|-----|
| C | REVISED/REDRAWN DEVELOPED NEW EO #C-1889 | 02/08/91 | DJP |
| D | REVISED/REDRAWN .187 DIA. HOLES REPLACED BY OROUND SLOTS EO #C-1929- | 04/30/91 | DJP |
| E | CHANGED BACK TO .187 DIA. HOLES & MATERIAL CHANGED TO TALC FILLED POLYPROPYLENE PER EO #C-2299 R2 | 09/24/93 | NLT |
| F | ADDED APPROVED SOURCE PER EO #C-2853 | 07/31/95 | DJP |



MATERIAL: TALC FILLED POLYPROPYLENE
 NOMINAL THICKNESS: 0.062 IN.
 COLOR: NATURAL

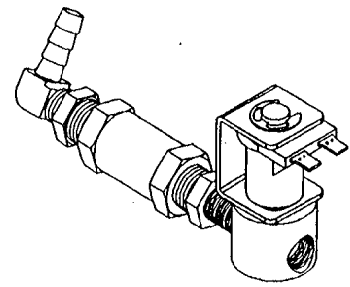
APPROVED SOURCE:

- 1.) ROYAL PLASTIC
 MATERIAL SUPPLIER: FERRO CORP.
 FORMULATION I.D. APP40GR17NA
 NSF DCC FD04593-001

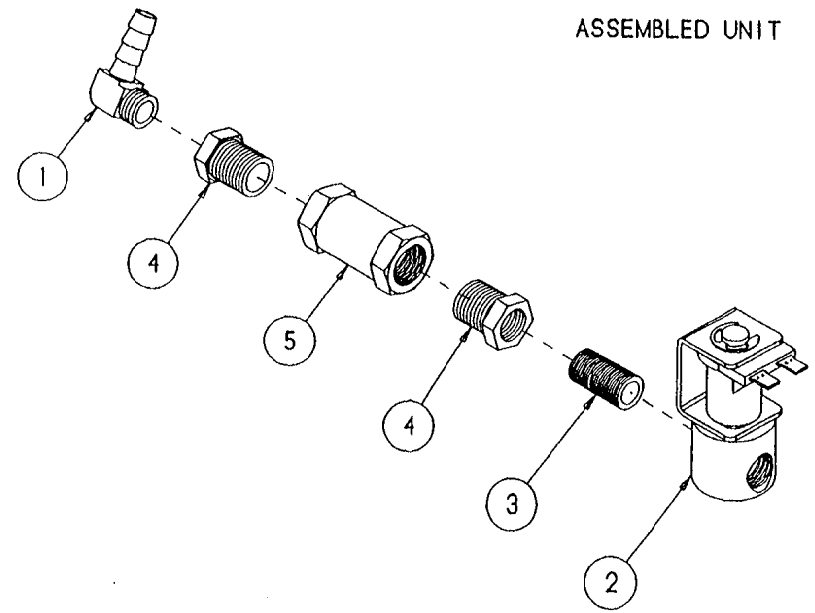
THIS DESIGN DESCRIBES A F ITEM AND IS THE PROPERTY OF CLEVELAND RANGE. THIS DRAWING IS NOT TO BE REPRODUCED OR USED WITHOUT THE APPROVAL OF CLEVELAND RANGE.

| ITEM | QTY | PART NO. | DESCRIPTION |
|--|--|-----------------|-------------|
| CLEVELAND RANGE INC. | | | |
| 1333 East 170th St. Cleveland, Ohio 44110-2574 | | | |
| DECIMAL ± 0.30 | SCALE 1=1 | DRAWN BY NLT | APPROVED BY |
| ANGULAR ± 1° | TITLE SCREEN, DRAIN CO' MOLDED PLA | | ENT, |
| DATE 12/16/92 | DRAWING NO. C-60208 | REV | |

| | | | |
|------|-----------|------|----|
| LET. | REVISIONS | DATE | BY |
|------|-----------|------|----|



ASSEMBLED UNIT



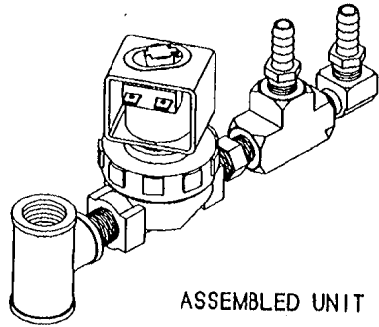
PRODUCTION

| ITEM | QTY. | PART NO. | DESCRIPTION |
|------|------|----------|---------------------------------------|
| 5 | 1 | 15455 | FLOW CONTROLLER, COND REGULATOR, 3/8" |
| 4 | 2 | 02594 | BUSHING, HEX, 3/8 X 1/4, BRASS |
| 3 | 1 | 14304 | NIPPLE, 1/4 X CLOSE, YELLOW BRASS |
| 2 | 1 | 22218 | VALVE, SOLENOID |
| 1 | 1 | 105786 | FTING, HOSEBARB, 1/4MPT X 1/4H, 90° |

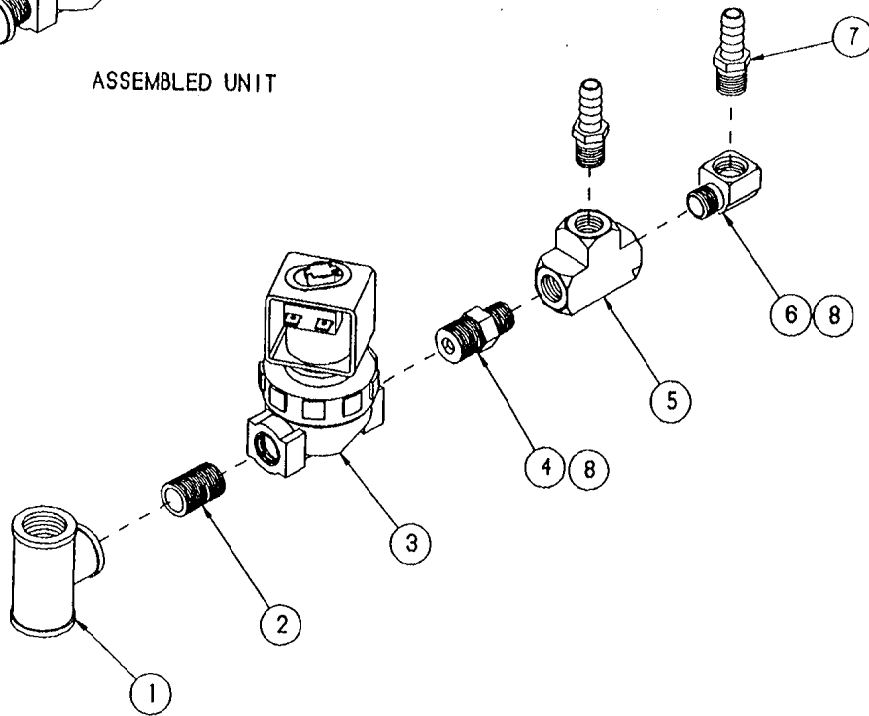
| | | | |
|---------------------------------|---|---|-------------|
| TOLERANCES (EXCEPT AS NOTED) | | CLEVELAND RANGE INC. 1333 East 179th St. Cleveland, Ohio 44110-2574 | |
| DECIMAL ± .030 | SCALE 5/8" | DRAWN BY Dutchman | APPROVED BY |
| ANGULAR ± 1° | TITLE WATER VALVE ASSEMBLY CONVECTION | | |
| CK | DATE 02-23-94 | DRAWING NO. B - 106831 | REV. - |

THIS DESIGN DESCRIBES A PROPRIETARY ITEM AND IS THE PROPERTY OF CLEVELAND RANGE. THIS DRAWING IS NOT TO BE COPIED OR USED WITHOUT THE APPROVAL OF CLEVELAND RANGE.

| | | | |
|-----|-----------|------|----|
| LET | REVISIONS | DATE | BY |
|-----|-----------|------|----|



ASSEMBLED UNIT



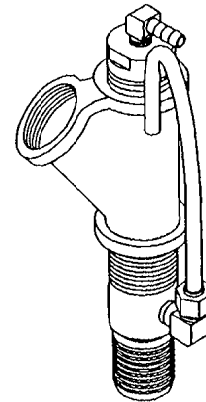
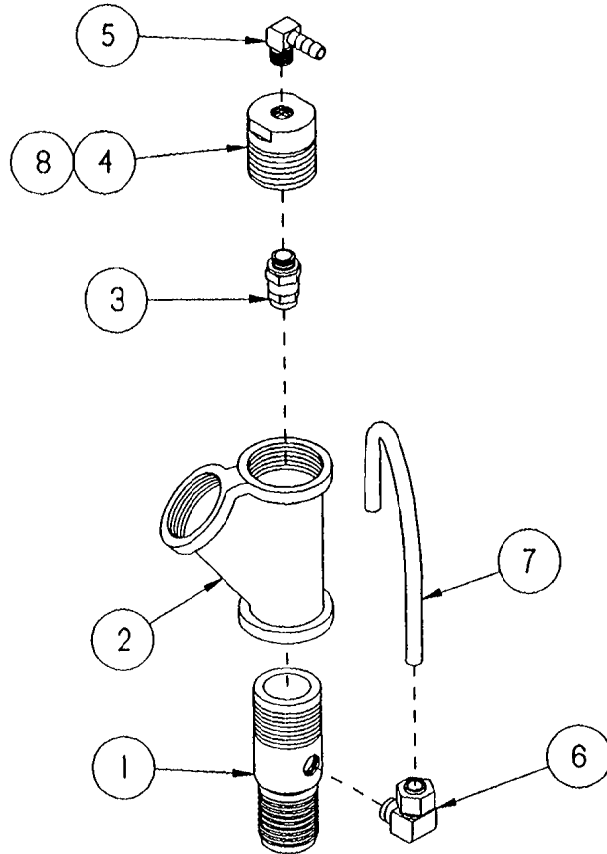
PRODUCTION

| ITEM | QTY. | PART NO. | DESCRIPTION |
|------|------|----------|-------------------------------------|
| 8 | A/R | 00934 | SEALANT, RECTORSEAL |
| 7 | 2 | 105277 | FITTING, HOSE BARB 3/8 H X 1/4 NPT |
| 6 | 1 | 05235 | ELBOW, STREET 1/4" X 90°, BRASS |
| 5 | 1 | 20199 | TEE, 1/4" BRASS |
| 4 | 1 | 105699 | FITTING, FLOW RESTRICTOR, 3/8 X 1/4 |
| 3 | 1 | 22224 | VALVE, STEAM SOLENOID 1-80 PSI |
| 2 | 1 | 14427 | NIPPLE, 3/8 X CLOSE, BRASS |
| 1 | 1 | 100676 | TEE, 1/2 X 3/8 X 1/2, BRASS |

| | | | |
|---------------------------------|--|--|-------------|
| TOLERANCES (EXCEPT AS NOTED) | | CLEVELAND RANGE INC. 1333 East 179th St. Cleveland, Ohio 44110-2574 | |
| DECIMAL ± N/A | SCALE 1/2" | DRAWN BY Dulchman | APPROVED BY |
| ANGULAR ± N/A | TITLE STEAM, INLET ASSEMBLY CONVECTION | | |
| CK | DATE 02-23-94 | DRAWING NO. B - 106830 | REV. - |

THIS DESIGN DESCRIBES A PROPRIETARY ITEM AND IS THE PROPERTY OF CLEVELAND RANGE. THIS DRAWING IS NOT TO BE COPIED OR USED WITHOUT THE APPROVAL OF CLEVELAND RANGE.

| LET. | REVISIONS | DATE | BY |
|------|--|----------|-----|
| A | P/N 105787 WAS 08192 PER E.O. #C-2579 | 02-25-94 | PJD |



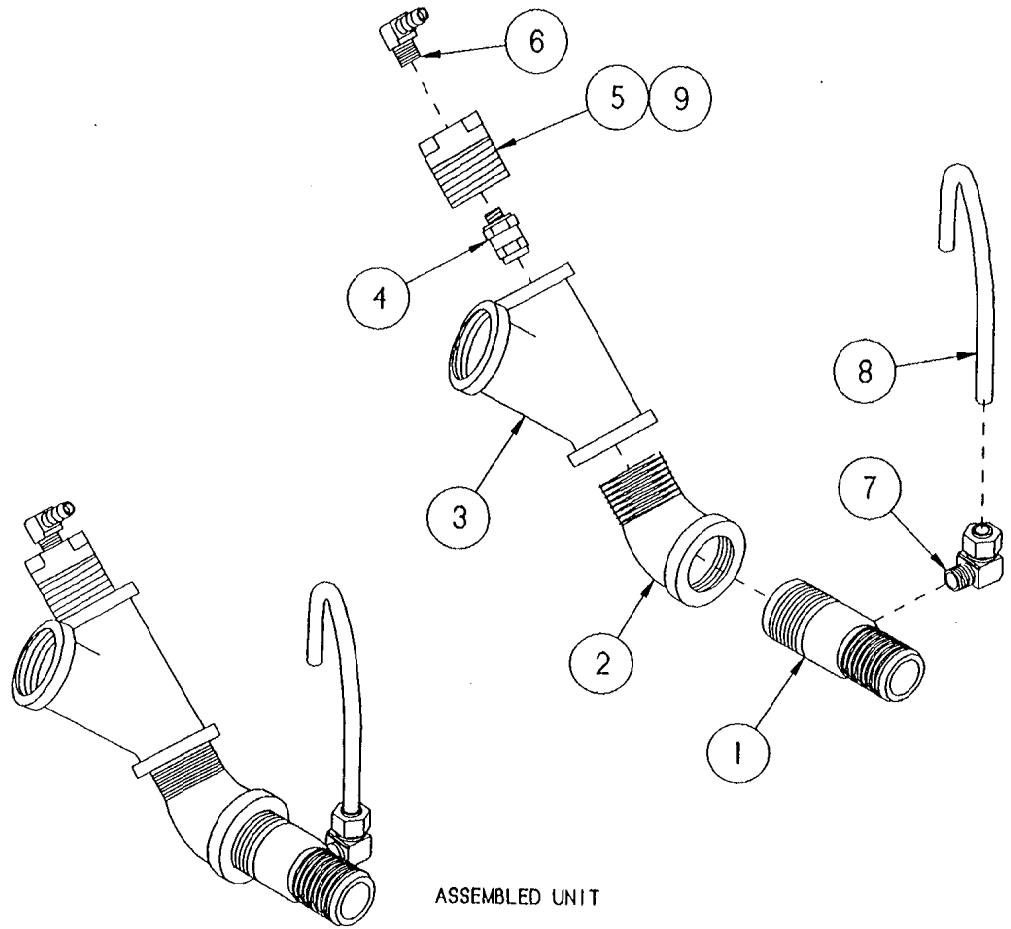
ASSEMBLED UNIT

| ITEM | QTY. | PART NO. | DESCRIPTION |
|------|------|----------|--------------------------------|
| 8 | A/R | 101051 | NEVER-SEEZ |
| 7 | 1 | 70732 | TUBE, COPPER, DRAIN VENT |
| 6 | 1 | 06233 | FITTING, COMP. 3/8 T X 1/8 90° |
| 5 | 1 | 105787 | FITTING 1/4 H X 1/8 MPT 90° |
| 4 | 1 | 06230 | FITTING, COMPARTMENT DRAIN |
| 3 | 1 | 14555 | NOZZLE, SPRAY, 1/8 FULL JET |
| 2 | 1 | 02139 | BEND, "Y" BLACK |
| 1 | 1 | 565191 | FITTING, HOSE 1" W/ 1/8" HOLE |

| | | | |
|---------------------------------|--|--|-------------|
| TOLERANCES (EXCEPT AS NOTED) | | CLEVELAND RANGE INC. 1333 East 179th St. Cleveland, Ohio 44110-2574 | |
| DECIMAL ± N/A | SCALE 1/2" = 1" | DRAWN BY PJD | APPROVED BY |
| ANGULAR ± N/A | TITLE DRAIN ASSEMBLY, CONVECTION UPPER COMPARTMENT | | |
| CK | DATE 11-01-93 | DRAWING NO. B - 106473 | REV. A |

THIS DESIGN DESCRIBES A PROPRIETARY ITEM
AND IS THE PROPERTY OF CLEVELAND RANGE.
THIS DRAWING IS NOT TO BE COPIED OR USED
WITHOUT THE APPROVAL OF CLEVELAND RANGE.

| LET. | REVISIONS | DATE | BY |
|------|--|----------|-----|
| A | P/N 105787 WAS 06192 PER E.O. #C-2579 | 02-25-94 | PJD |

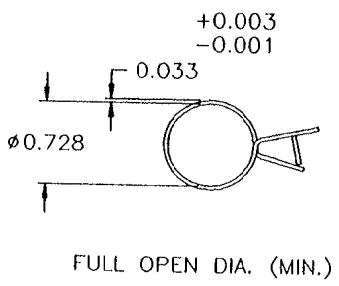
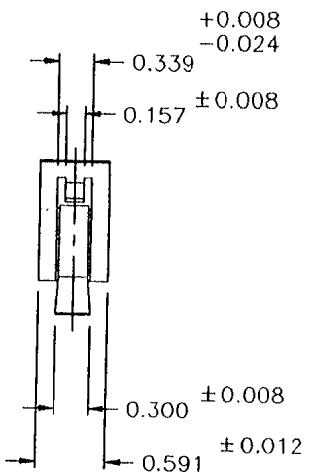
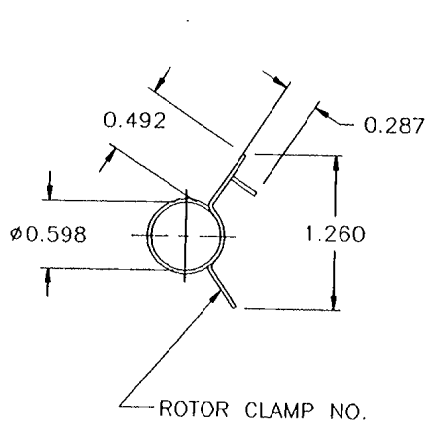


THIS DESIGN DESCRIBES A PROPRIETARY ITEM AND IS THE PROPERTY OF CLEVELAND RANGE. THIS DRAWING IS NOT TO BE COPIED OR USED WITHOUT THE APPROVAL OF CLEVELAND RANGE.

| ITEM | QTY. | PART NO. | DESCRIPTION |
|------|------|----------|------------------------------------|
| 9 | A/R | 101051 | NEVER-SEEZ |
| 8 | 1 | 70732 | FITTING, HOSE 3/8 H X 1/8 MPT, 90° |
| 7 | 1 | 06233 | FITTING, COMP. 3/8 T X 1/8 90° |
| 6 | 1 | 105787 | FITTING 1/4 H X 1/8 MPT 90° |
| 5 | 1 | 06230 | FITTING, COMPARTMENT DRAIN |
| 4 | 1 | 14555 | NOZZLE, SPRAY, 1/8" FULL JET |
| 3 | 1 | 02139 | BEND, "Y" BLACK |
| 2 | 1 | 05227 | ELBOW, STREET 1" X 45° BLACK |
| 1 | 1 | 565191 | FITTING, HOSE 1" W/ 1/8" HOLE |

| | | | |
|---------------------------------|--|---|-------------|
| TOLERANCES (EXCEPT AS NOTED) | | CLEVELAND RANGE INC. 1333 East 179th St. Cleveland, Ohio 44110-2574 | |
| DECIMAL ± N/A | SCALE 1/2" = 1" | DRAWN BY PJD | APPROVED BY |
| ANGULAR ± N/A | TITLE DRAIN ASSEMBLY, CONVECTION LOWER COMPARTMENT | | |
| CK | DATE 11-01-93 | DRAWING NO. B - 1064731 | REV. A |

| LET. | REVISIONS | DATE | BY |
|------|-----------|------|----|
|------|-----------|------|----|



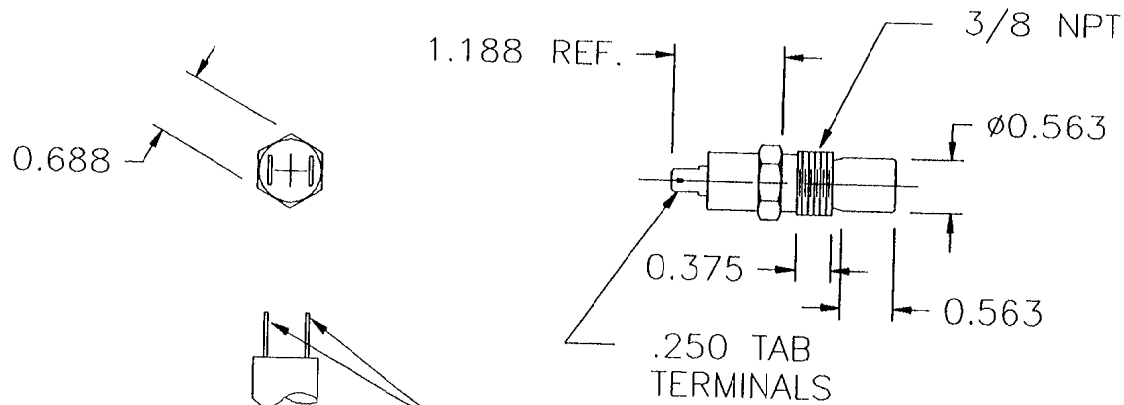
APPROVED SOURCE :
 ALEXANDER SALES
 ROTOR CLIP P/N = #CTB-17 ST DB

SPECIFICATIONS :
 MATERIAL = CHROME VANADIUM STEEL SAE 6150
 (DIN 17222, JIS G 4802)
 FINISH = DORRIFLAKE BLACK
 COLOR = BLACK

THIS DESIGN DESCRIBES A PROPRIETARY ITEM AND IS THE PROPERTY OF CLEVELAND RANGE.
 THIS DRAWING IS NOT TO BE COPIED OR USED WITHOUT THE APPROVAL OF CLEVELAND RANGE

| ITEM | QTY | PART NO. | DESCRIPTION |
|---------------------------------|---|---|-------------|
| TOLERANCES (EXCEPT AS NOTED) | | CLEVELAND RANGE INC. 1333 East 179th St. Cleveland, Ohio 44110-2574 | |
| DECIMAL ± .030 | SCALE 1=1 | DRAWN BY PJD | APPROVED BY |
| ANGULAR ± 1° | TITLE CLAMP, HOSE (5/8" O.D. HOSE) METAL TENSION BAND | | |
| AC | DATE 11/11/01 | DRAWING NO. D-107007 | REV |

| LET. | REVISIONS | DATE | BY |
|------|---|----------|------|
| A | ADDED APPROVED SOURCE NO. 2 | 1-03-78 | DK |
| B | 1) WAS MODEL NO. 5022-2-181 2) ADDED TO APPROVED SOURCE NO.1 | 5-06-81 | FGF |
| C | WAS MODEL NO. 08-810211-045 REVISED PER ECN #1017 | 1-16-85 | JM |
| D | REF: FENWAL INC. ADD: C.S.A. FILE NO. PER ECO #1202 | 9-30-87 | DJP |
| - | REDRAWN (ACAD), NO CHANGE | 10-21-93 | CCAD |



SPECIFICATIONS:
 CLOSE ON RISE ~ 193 ± 5°F
 OPEN ~ 173 ± 7°F
 UL APPROVED

NOTE:
 STRAIGHTEN TABS
 TO ALLOW FOR
 SOCKET WRENCH.

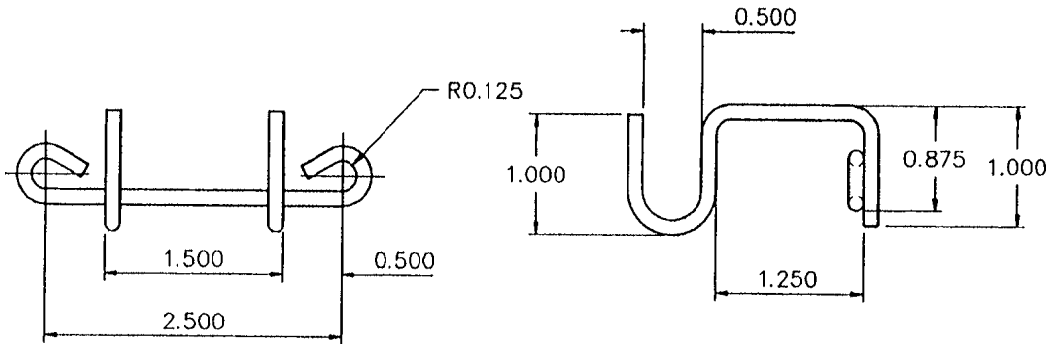
APPROVED SOURCE

- PROTECTIVE CONTROLS INC.
 MODEL NO. 5100-002-181
 U.L. FILE NO. E 36687
 C.S.A FILE NO. LR 25561
- FENWAL INCORPORATED
 MODEL NO. 08-809004-001
 U.L. FILE NO. E18974C
 C.S.A. FILE NO. LR7378-111

THIS DESIGN DESCRIBES A PROPRIETARY ITEM AND IS THE PROPERTY OF CLEVELAND RANGE.
 THIS DRAWING NOT TO BE COPIED OR USED WITHOUT THE APPROVAL OF CLEVELAND RANGE

| ITEM | QTY | PART NO. | DESCRIPTION | |
|---------------------------------|-------------------------|---|-------------|--|
| TOLERANCES (EXCEPT AS NOTED) | | CLEVELAND RANGE INC. 1333 East 179th St. Cleveland, Ohio 44110-2574 | | |
| DECIMAL ± - | SCALE 1=2 | DRAWN BY TKB | APPROVED BY | |
| ANGULAR ± 1° | TITLE THERMAL SWITCH | | | |
| AC | DATE 5-29-74 | DRAWING NO. A-19972 | REV D | |

| LET. | REVISIONS | DATE | BY |
|------|-----------------------------|---------|-----|
| A | REDESIGNED PER EO C-2579R1. | 7-18-94 | EJK |



MATERIAL: 304 STAINLESS STEEL WIRE
11 GAGE (.120)

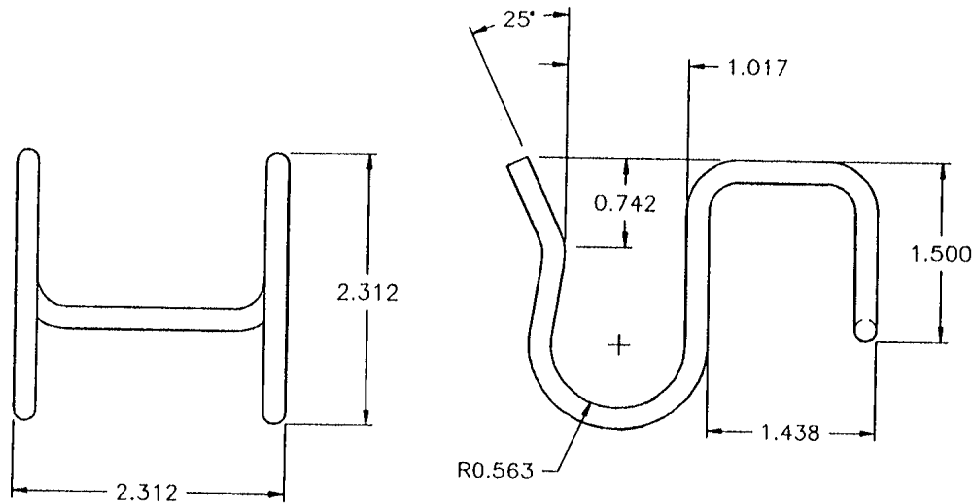
| ITEM | QTY | PART NO. | DESCRIPTION | |
|---------------------------------|--|---|-------------|--|
| TOLERANCES (EXCEPT AS NOTED) | | CLEVELAND RANGE INC. 1333 East 179th St. Cleveland, Ohio 44110-2574 | | |
| DECIMAL $\pm .125$ | SCALE 1=1 | DRAWN BY EJK | APPROVED BY | |
| ANGULAR $\pm 1^\circ$ | TITLE BRACKET, WIRE CONDENSER SOL. | | | |
| AC | DATE 10-20-92 | DRAWING NO. B- 106159 | REV A | |

THIS DESIGN DESCRIBES A PROPRIETARY ITEM AND IS THE PROPERTY OF CLEVELAND RANGE.
THIS DRAWING IS NOT TO BE COPIED OR USED WITHOUT THE APPROVAL OF CLEVELAND RANGE

NOTES:

1. ALL BEND RADII ARE .25 UNLESS OTHERWISE SPECIFIED.

| LET. | REVISIONS | DATE | BY |
|------|-----------|------|----|
|------|-----------|------|----|



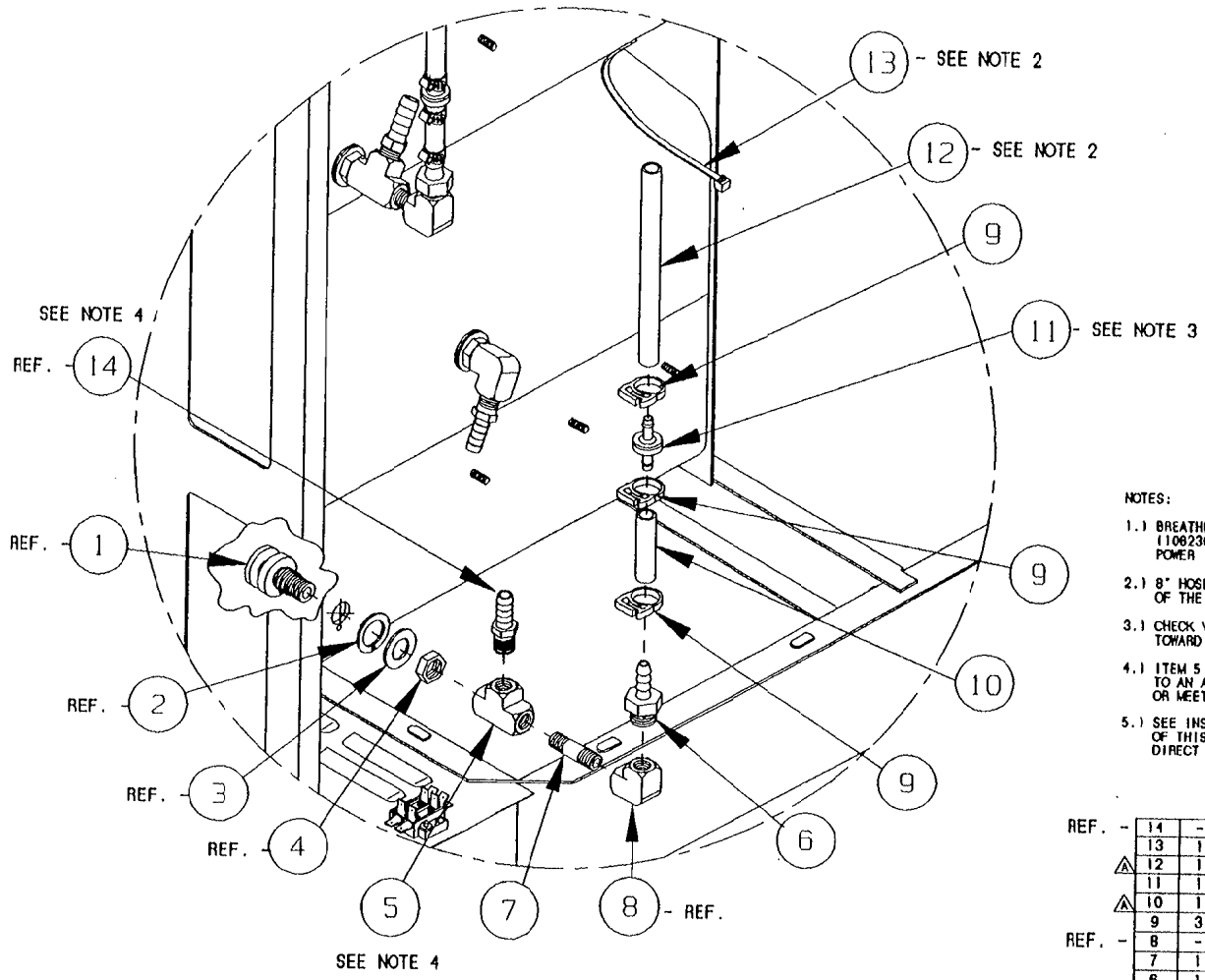
MATERIAL:
WIRE, STAINLESS STEEL, 304
3/16 DIA WIRE

| ITEM | QTY | PART NO. | DESCRIPTION |
|---------------------------------|---------------------------------------|---|-------------|
| TOLERANCES (EXCEPT AS NOTED) | | CLEVELAND RANGE INC. 1333 East 179th St. Cleveland, Ohio 44110-2574 | |
| DECIMAL ± .030 | SCALE 1=1 | DRAWN BY JPB | APPROVED BY |
| ANGULAR ± 1° | TITLE BRACKET, WIRE, VALVE SUPPORT | | |
| AC | DATE 1/10/94 | DRAWING NO. B-106752 | REV - |

THIS DESIGN DESCRIBES
THIS DRAWING IS A

PROPRIETARY ITEM AND IS THE PROPERTY OF CLEVELAND RANGE.
BE COPIED OR USED WITHOUT THE APPROVAL OF CLEVELAND RANGE

| LET. | REVISIONS | DATE | BY |
|------|------------------|----------|-----|
| A | SEE E.D. #C-2785 | 12-18-94 | PJD |



NOTES:

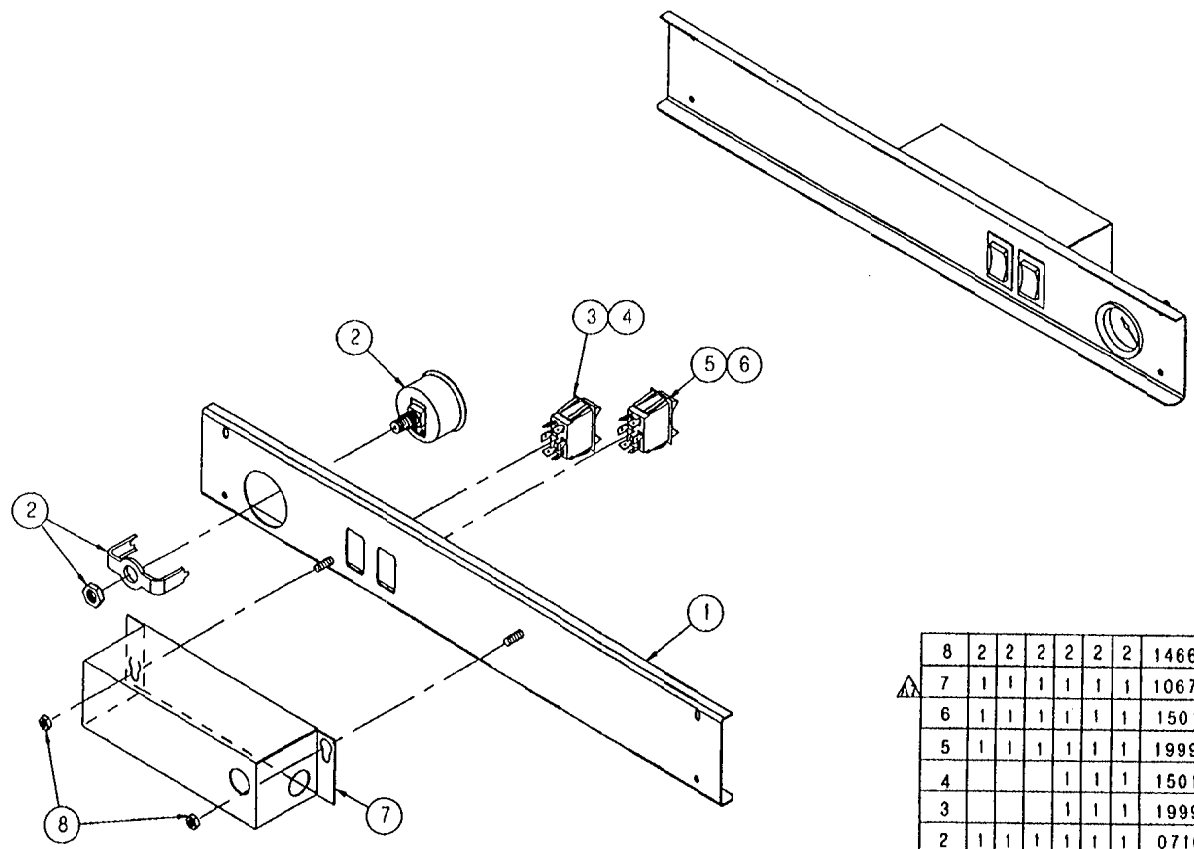
- 1.) BREATHER ASSY. (107059) TO REPLACE ONE SPRAY NOZZLE ASSY. (1108230) ONE PLACE PER CAVITY ON ALL CONVECTION, POWER 10 AND DIRECT CONNECT 10 UNITS.
- 2.) 8" HOSE IS TO BE SECURED WITH NYLON CABLE TO THE HOSE OF THE SPRAY NOZZLE ASSY. DIRECTLY ABOVE THE NEW ASSY.
- 3.) CHECK VALVE - SIDE WHICH READS "VAC" MUST FACE DOWN TOWARD HOSE BARB
- 4.) ITEM 5 (P/N 20199) AND ITEM 14 (P/N 105277) TO BE ROTATED TO AN ANGLE THAT WILL MATCH THE OTHER SPRAY NOZZLES OR MEET A MATING HOSE FITTING
- 5.) SEE INSTRUCTIONAL DRAWING 280ALC1-280ALC3 FOR INSTALLATION OF THIS ASSEMBLY INTO THE CONVECTION, POWER 10 AND DIRECT CONNECT STEAMER UNITS.

| REF. | ITEM | QTY. | PART NO. | DESCRIPTION |
|------|------|------|------------|-------------------------------------|
| REF. | 14 | - | 105277 | FITTING, 3/8 HOSE X 1/4 MPT |
| | 13 | 1 | 20451 | TIE, NYLON CABLE |
| △ | 12 | 1 | 1043790500 | HOSE, SILICONE 1/4 ID X 1/2 OD X 5' |
| | 11 | 1 | 107032 | CHECK VALVE, PLASTIC DIAPHRAGM |
| △ | 10 | 1 | 1043790300 | HOSE, SILICONE 1/4 ID X 1/2 OD X 3' |
| | 9 | 3 | 14883 | CLAMP, HOSE, NYLON |
| REF. | 8 | - | 05236 | ELBOW, 1/4 X 90°, BRASS |
| | 7 | 1 | 14411 | NIPPLE, 1/4 X 1.5", BRASS |
| | 6 | 1 | 104381 | FITTING, 1/4 HOSE X 1/4 MPT |
| | 5 | 1 | 20199 | TEE, 1/4 BRASS |
| | 4 | - | 104081 | NUT, HEX JAM 5/8-18 BRASS |
| | 3 | - | 104232 | WASHER, FLAT 6/S |
| REF. | 2 | - | 104082 | GASKET, STEAM INJECTOR |
| | 1 | - | 104009 | FITTING ASSY., STEAM SUPPLY |
| | ITEM | QTY. | PART NO. | DESCRIPTION |

| | | | |
|---|--|---------------------------|-------------|
| TOLERANCES (EXCEPT AS NOTED) | | | |
| CLEVELAND RANGE INC. 1333 East 179th St. Cleveland, Ohio 44110-2574 | | | |
| DECIMAL ± N/A | SCALE 3/16=1 | DRAWN BY DUTCHMAN | APPROVED BY |
| ANGULAR ± N/A | TITLE BREATHER/SPRAY NOZZLE ASSY. (3/8" HOSE) CONVECTION, POWER 10 AND D.C. 10 | | |
| CK | DATE 09-15-94 | DRAWING NO. C - 107059 | REV. A |

THIS DESIGN DESCRIBES A PROPRIETARY ITEM AND IS THE PROPERTY OF CLEVELAND RANGE. THIS DRAWING IS NOT TO BE COPIED OR USED WITHOUT THE APPROVAL OF CLEVELAND RANGE.

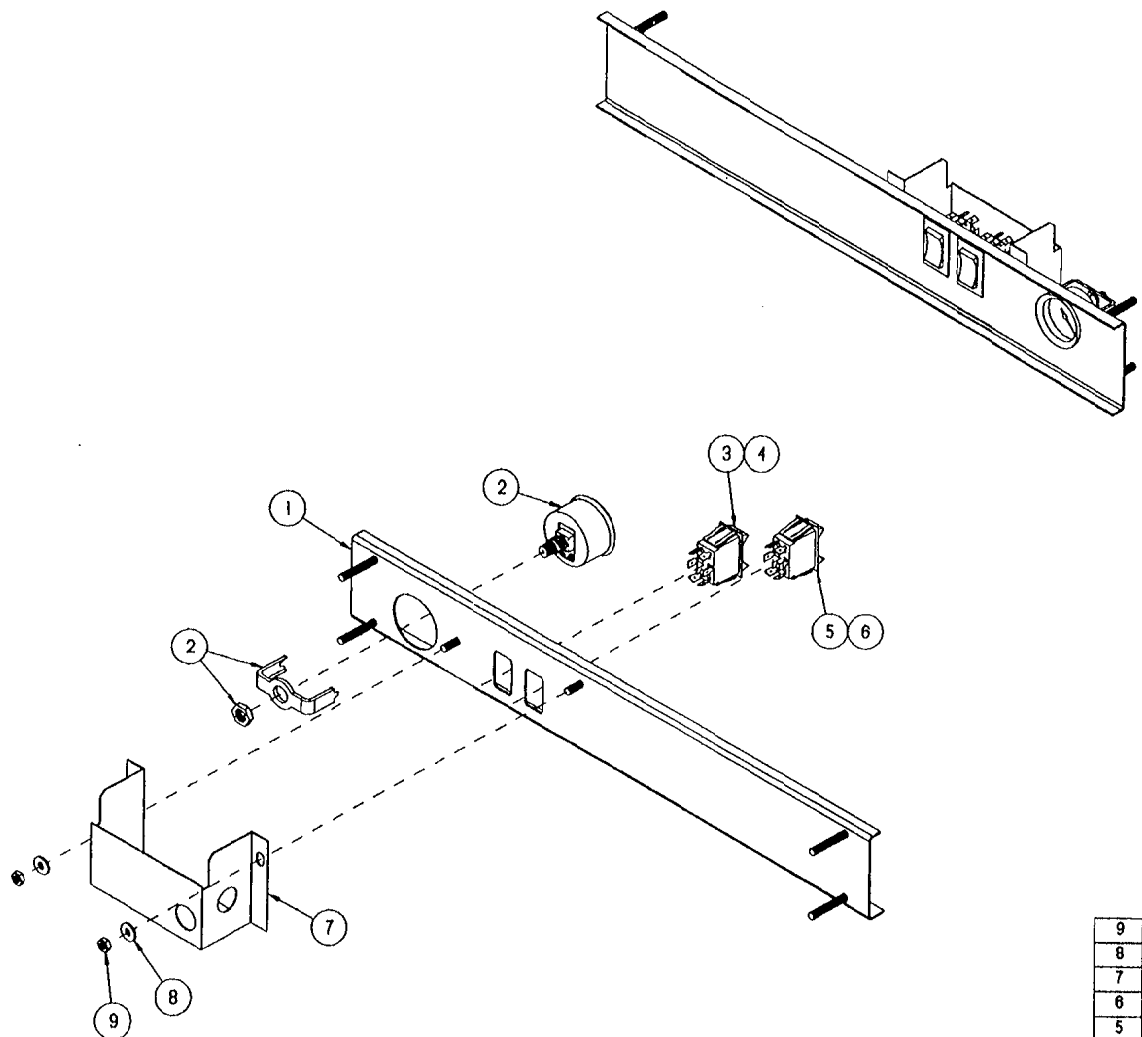
| LET | REVISIONS | DATE | BY |
|-----|---------------------------------------|----------|-----|
| A | DELETED P/H 23116. P/H'S REVISED: | 05-19-94 | EAG |
| - | 1) 105133 WAS 1041543. 2) 105134 WAS | | |
| - | 1041544. 3) 105135 WAS 1041545. | | |
| - | 4) 1051331 WAS 104154. 5) 1051341 WAS | | |
| - | 1041541. 6) 1051351 WAS 1041542. | | |
| - | 7) P/H 106740 WAS 105516. E.O. C-2843 | | |



| | | | | | | | | | | |
|------|---|---|---|---|---|---|---|---------|-------------------------------------|-------------|
| | 8 | 2 | 2 | 2 | 2 | 2 | 2 | 14665 | NUT, HEX LOCK ELASTIC, 1/4-20, S/S | |
| ▲ | 7 | 1 | 1 | 1 | 1 | 1 | 1 | 106740 | BOX, SWITCH PROTECTION | |
| | 6 | 1 | 1 | 1 | 1 | 1 | 1 | 15018 | LABEL, POWER, CONSOLE SWITCH | |
| | 5 | 1 | 1 | 1 | 1 | 1 | 1 | 19993 | SWITCH, ROCKER, DPDT, ON-OFF, 6 AMP | |
| | 4 | | | | 1 | 1 | 1 | 15019 | LABEL, STEAM-CONSOLE SWITCH | |
| | 3 | | | | 1 | 1 | 1 | 19994 | SWITCH, ROCKER, SPST, 15 AMP | |
| | 2 | 1 | 1 | 1 | 1 | 1 | 1 | 07168 | GAUGE, PRESSURE, BACK MOUNT, 10 PSI | |
| ▲ | | | | 1 | | | | 1051351 | CONSOLE STUD ASSY, 1050 MM 1 SWITCH | |
| ▲ | | | | 1 | | | | 1051341 | CONSOLE STUD ASSY, 900 MM 1 SWITCH | |
| ▲ | 1 | 1 | | | | | | 1051331 | CONSOLE STUD ASSY, 600 MM 1 SWITCH | |
| ▲ | | | | | | | 1 | 105135 | CONSOLE STUD ASSY, 1050 MM 2 SWITCH | |
| ▲ | | | | | | 1 | | 105134 | CONSOLE STUD ASSY, 900 MM 2 SWITCH | |
| ▲ | | | | 1 | | | | 105133 | CONSOLE STUD ASSY, 600 MM 2 SWITCH | |
| ITEM | | | | | | | | QTY. | PART NO. | DESCRIPTION |

| | | | | | | | | | | |
|----------------|---------|---------|----------------|---------|---------|---------------------------------|--|--|-------------|--|
| 104807 | 1048071 | 1048072 | 1048073 | 1048074 | 1048075 | TOLERANCES (EXCEPT AS NOTED) | | CLEVELAND RANGE INC. 1333 East 179th St. Cleveland, Ohio 44110-2574 | | |
| SWITCH CONTROL | | | SWITCH CONTROL | | | DECIMAL ± N/A | SCALE 3/8 | DRAWN BY DUTCHMAN | APPROVED BY | |
| | | | | | | ANGULAR ± 1° | TITLE CONSOLE ASSY, 1 & 2 SWITCH CONTROL | | | |
| | | | | | | DATE 10-08-93 | DRAWING NO. C - 104807 TO 16 | REV. 5 | A | |

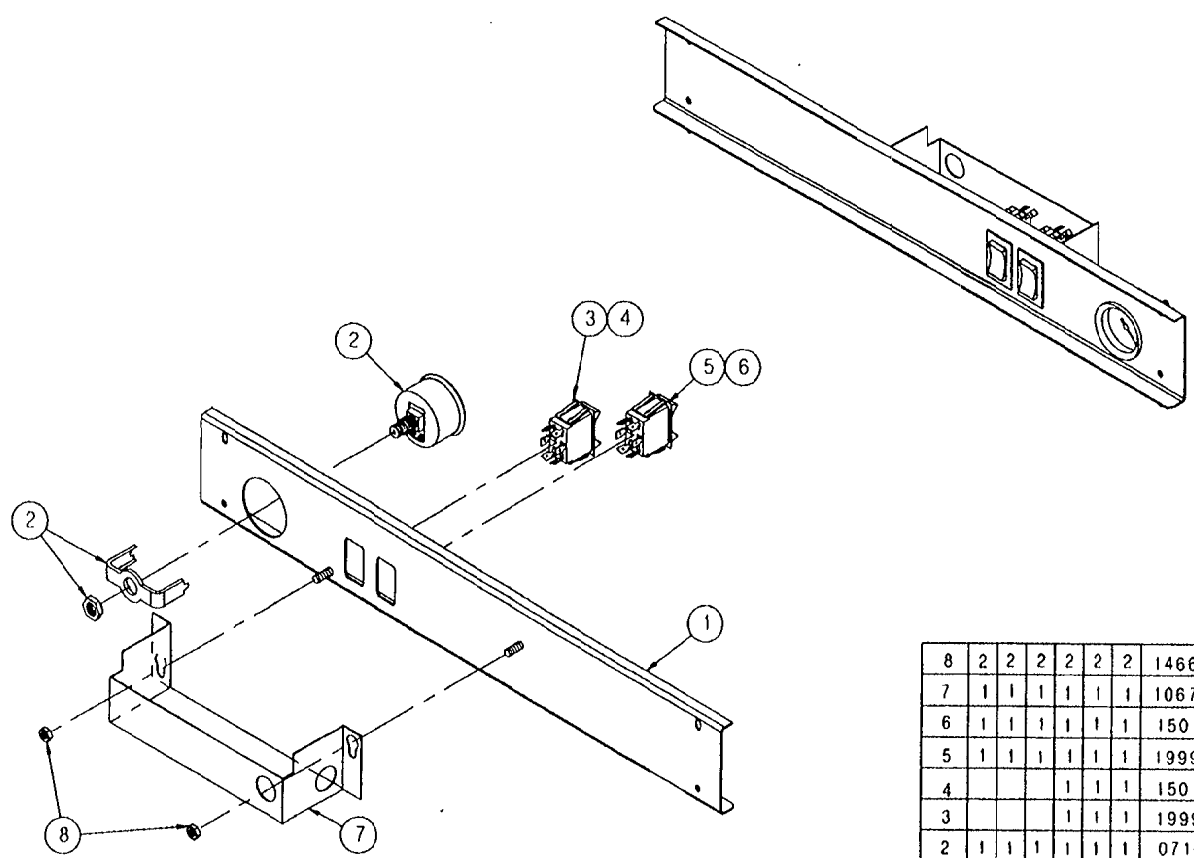
THIS DESIGN DESCRIBES A PROPRIETARY ITEM AND IS THE PROPERTY OF CLEVELAND RANGE. THIS DRAWING IS NOT TO BE COPIED OR USED WITHOUT THE APPROVAL OF CLEVELAND RANGE.



| 9 | 2 | 14665 | NUT, HEX LOCK ELASTIC, 1/4-20, S/S |
|------|------|----------|--------------------------------------|
| 8 | 2 | 23118 | WASHER, FLAT, 1/4 ID X 5/8 OD X .065 |
| 7 | 1 | 105516 | BOX, SWITCH PROTECTION |
| 6 | 1 | 15018 | LABEL, POWER, CONSOLE SWITCH |
| 5 | 1 | 19993 | SWITCH, ROCKER, DPDT, ON-OFF, 8 AMP |
| 4 | 1 | 15019 | LABEL, STEAM-CONSOLE SWITCH |
| 3 | 1 | 19994 | SWITCH, ROCKER, SPST, 15 AMP |
| 2 | 1 | 07168 | GAUGE, PRESSURE, BACK MOUNT, 10 PSI |
| 1 | 1 | 1041543 | CONSOLE STUD ASSY, 900 MM 2 SWITCH |
| ITEM | QTY. | PART NO. | DESCRIPTION |

| | | | |
|---|--|----------------------------|--------------------|
| CLEVELAND RANGE INC. 1333 East 179th St. Cleveland, Ohio 44110-2574 | | | |
| TOLERANCES (UNLESS AS NOTED) | SCALE 3/8 | DRAWN BY E. GRIVEAS | APPROVED BY NLT |
| DECIMAL ± N/A | TITLE CONSOLE ASSY, 800 MM, 2 SWITCH CONTROL | | |
| ANGULAR ± 1° | DATE 10-08-93 | DRAWING NO. C - 1048073 | REV - |

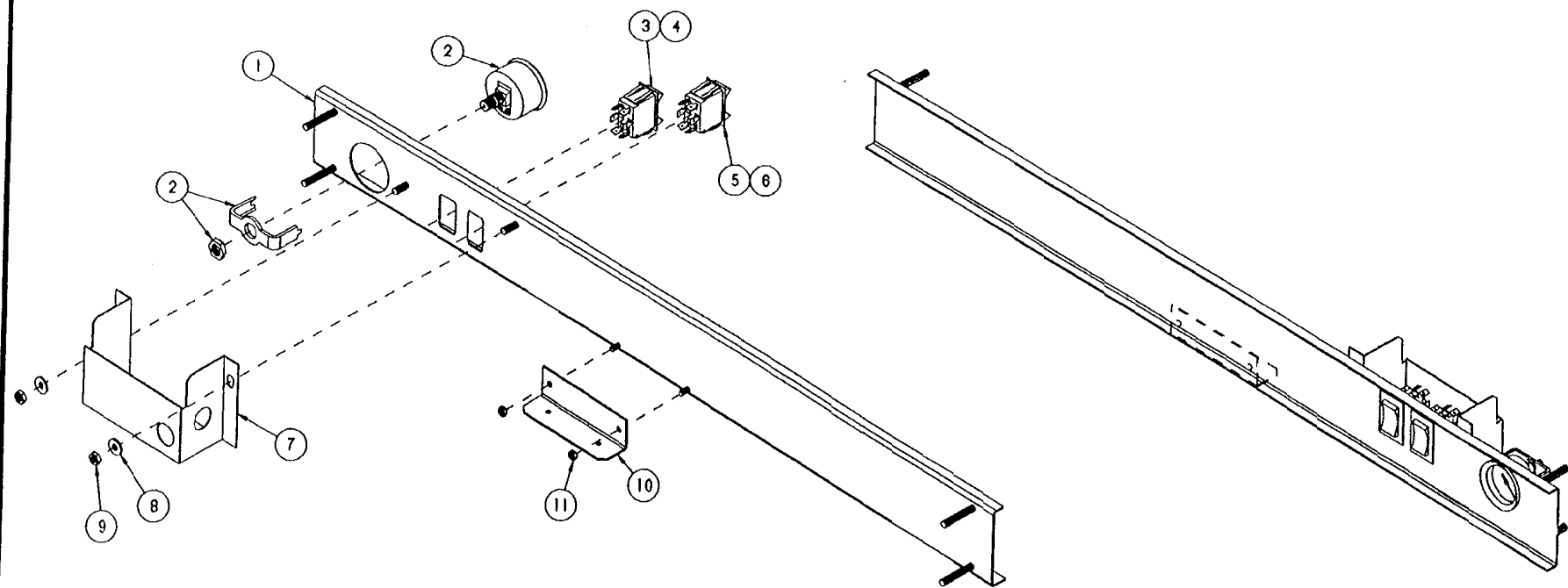
THIS DESIGN DESCRIBES A PROPRIETARY ITEM AND IS THE PROPERTY OF CLEVELAND RANGE. THIS DRAWING IS NOT TO BE COPIED OR USED WITHOUT THE APPROVAL OF CLEVELAND RANGE.



| | | | | | | | | |
|------|------|---|----------|---|-------------|---|---------|-------------------------------------|
| 8 | 2 | 2 | 2 | 2 | 2 | 2 | 14665 | NUT, HEX LOCK ELASTIC, 1/4-20, S/S |
| 7 | 1 | 1 | 1 | 1 | 1 | 1 | 106739 | BOX, SWITCH PROTECTION |
| 6 | 1 | 1 | 1 | 1 | 1 | 1 | 15018 | LABEL, POWER, CONSOLE SWITCH |
| 5 | 1 | 1 | 1 | 1 | 1 | 1 | 19993 | SWITCH, ROCKER, OPDT, ON-OFF, 6 AMP |
| 4 | | | | 1 | 1 | 1 | 15019 | LABEL, STEAM-CONSOLE SWITCH |
| 3 | | | | 1 | 1 | 1 | 19994 | SWITCH, ROCKER, SPST, 15 AMP |
| 2 | 1 | 1 | 1 | 1 | 1 | 1 | 07168 | GAUGE, PRESSURE, BACK MOUNT, 10 PSI |
| 1 | | | 1 | | | | 1051351 | CONSOLE STUD ASSY, 1050 MM 1 SWITCH |
| | | 1 | | | | | 1051341 | CONSOLE STUD ASSY, 900 MM 1 SWITCH |
| | 1 | | | | | | 1051331 | CONSOLE STUD ASSY, 600 MM 1 SWITCH |
| | | | | | | 1 | 105135 | CONSOLE STUD ASSY, 1050 MM 2 SWITCH |
| | | | | | 1 | | 105134 | CONSOLE STUD ASSY, 900 MM 2 SWITCH |
| | | | | 1 | | | 105133 | CONSOLE STUD ASSY, 600 MM 2 SWITCH |
| ITEM | QTY. | | PART NO. | | DESCRIPTION | | | |

| | | | | | | | | |
|---------------------------------|----------------|---------|----------------|---------|---------|---|-----------------------|-------------|
| 106193 | 1061931 | 1061932 | 1061933 | 1061934 | 1061935 | CLEVELAND RANGE INC. 1333 East 179th St. Cleveland, Ohio 44110-2574 | | |
| TOLERANCES (EXCEPT AS NOTED) | | | | | | SCALE | DRAWN BY | APPROVED BY |
| DECIMAL ± N/A | | | | | | 3/8 | E. GRIVEAS | |
| ANGULAR ± 1° | | | | | | TITLE CONSOLE ASSY, TABLETOP W/TR 1 & 2 SWITCH CONTROL | | |
| 1 | SWITCH CONTROL | 2 | SWITCH CONTROL | CK | | DATE | DRAWING NO. | REV |
| | | | | | | 05-19-34 | C - 106193 TO 1061935 | - |

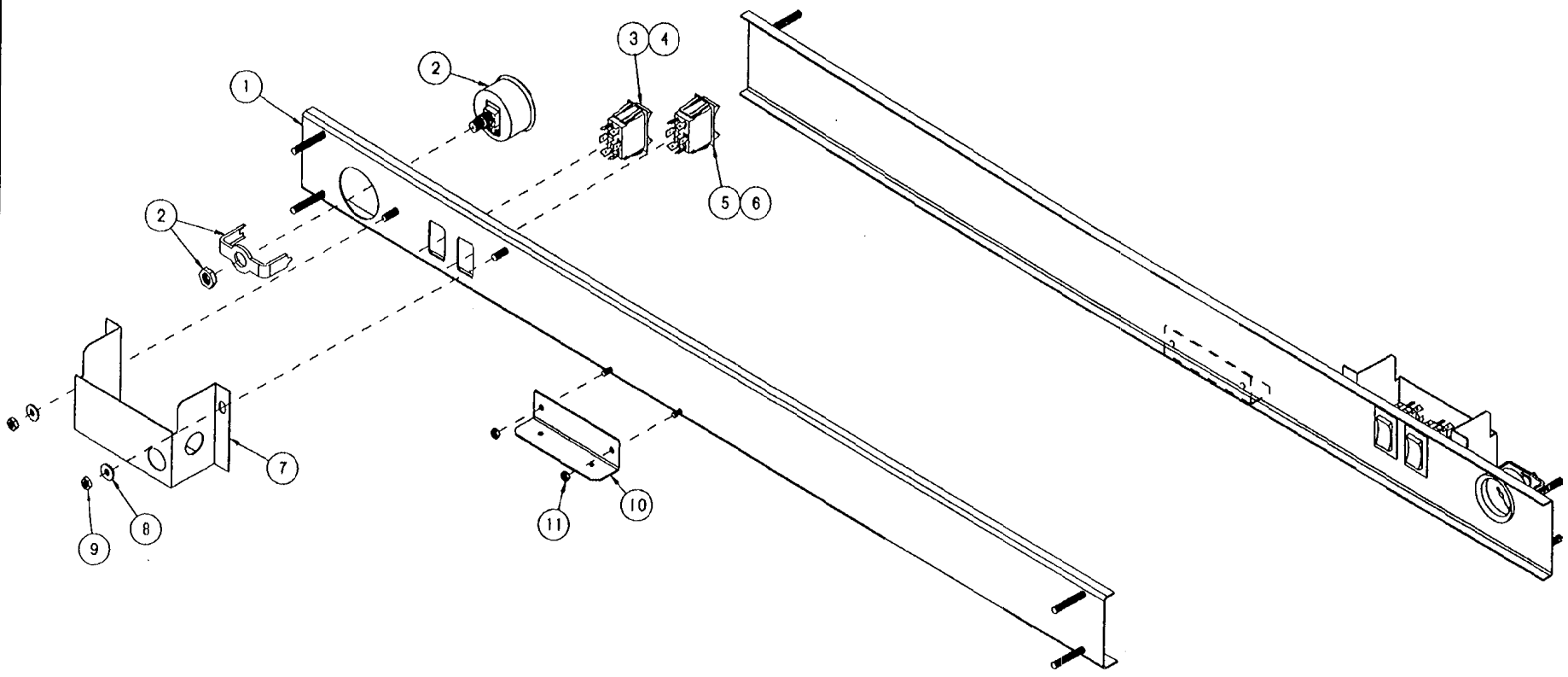
THIS DESIGN DESCRIBED IS THE PROPERTY OF CLEVELAND RANGE AND IS THE PROPERTY OF CLEVELAND RANGE. THIS DRAWING IS NOT TO BE COPIED OR USED WITHOUT THE APPROVAL OF CLEVELAND RANGE.



| 11 | 2 | 14692 | NUT, HEX LOCK ELASTIC, 10-24 ZINC PL |
|------|-----|----------|--------------------------------------|
| 10 | 1 | 102535 | BRACKET, MAGNET MOUNT |
| 9 | 2 | 14665 | NUT, HEX LOCK ELASTIC, 1/4-20, S/S |
| 8 | 2 | 23116 | WASHER, FLAT, 1/4 ID X 5/8 OD X .065 |
| 7 | 1 | 105516 | BOX, SWITCH PROTECTION |
| 6 | 1 | 15018 | LABEL, POWER, CONSOLE SWITCH |
| 5 | 1 | 19993 | SWITCH, ROCKER, DPDT, ON-OFF, 8 AMP |
| 4 | 1 | 15019 | LABEL, STEAM-CONSOLE SWITCH |
| 3 | 1 | 19994 | SWITCH, ROCKER, SPST, 15 AMP |
| 2 | 1 | 0716B | GAUGE, PRESSURE, BACK MOUNT, 10 PSI |
| 1 | 1 | 1041544 | CONSOLE STUD ASSY, 900 MM 2 SWITCH |
| ITEM | QTY | PART NO. | DESCRIPTION |

| | | | |
|---|--|----------------------------|--------------------|
| TOLERANCES <small>(EXCEPT AS NOTED)</small> | | | |
| CLEVELAND RANGE INC. 1333 East 179th St. Cleveland, Ohio 44110-2574 | | | |
| DECIMAL ± N/A | SCALE 3/8 | DRAWN BY E. GRIVEAS | APPROVED BY NLT |
| ANGULAR ± 1° | TITLE CONSOLE ASSY, 900 MM, 2 SWITCH CONTROL | | |
| CK | DATE 09-20-93 | DRAWING NO. C - 1048074 | REV - |

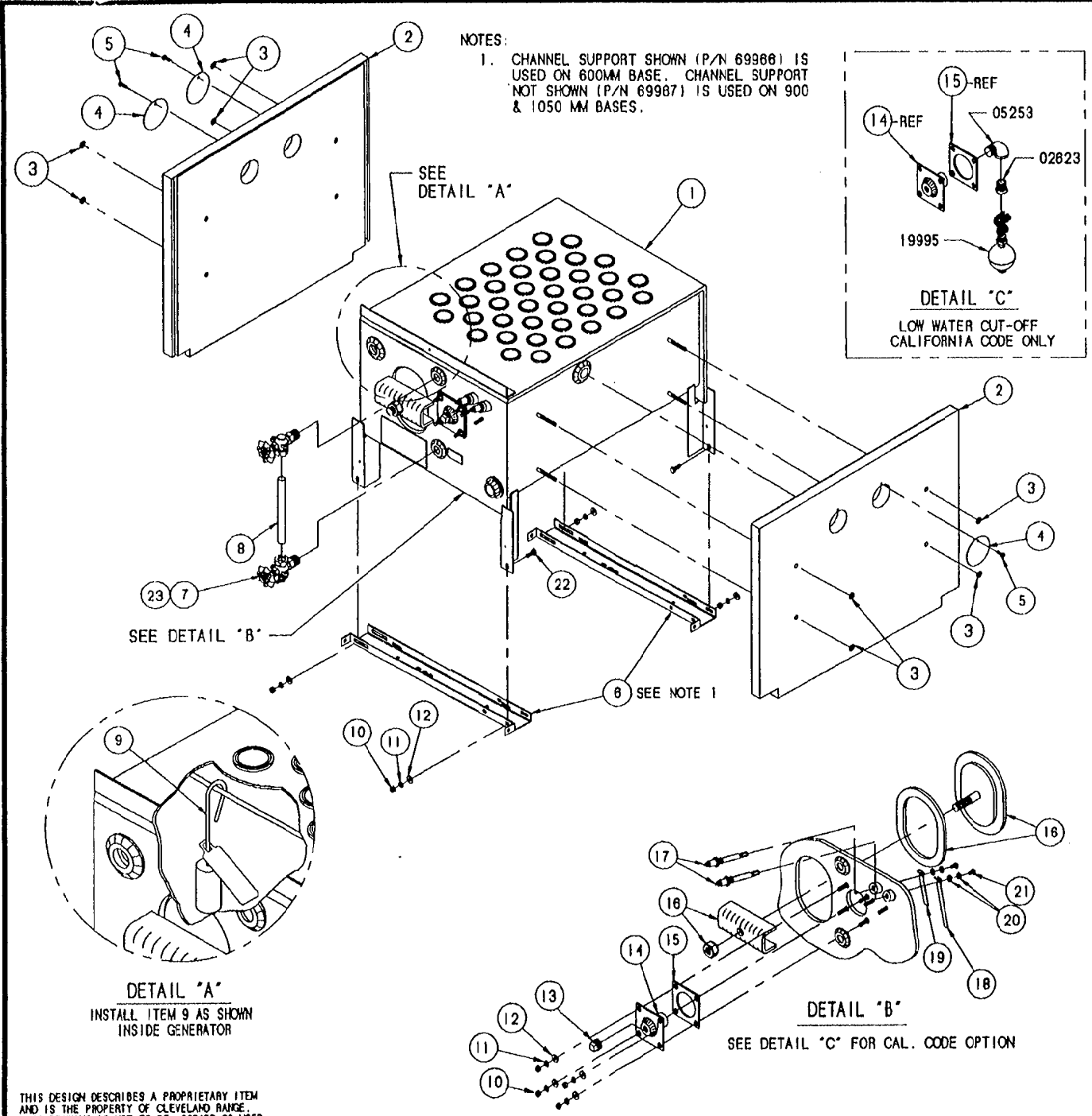
THIS DESIGN DESCRIBES A PROPRIETARY ITEM AND IS THE PROPERTY OF CLEVELAND RANGE. THIS DRAWING IS NOT TO BE COPIED OR USED WITHOUT THE APPROVAL OF CLEVELAND RANGE.



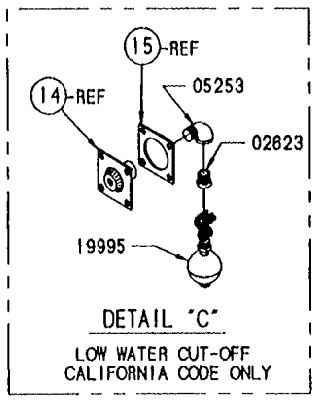
| ITEM | QTY. | PART NO. | DESCRIPTION |
|------|------|----------|--------------------------------------|
| 11 | 2 | 14692 | NUT, HEX LOCK ELASTIC, 10-24 ZINC PL |
| 10 | 1 | 102535 | BRACKET, MAGNET MOUNT |
| 9 | 2 | 14665 | NUT, HEX LOCK ELASTIC, 1/4-20, S/S |
| 8 | 2 | 23116 | WASHER, FLAT, 1/4 ID X 5/8 OD X .08 |
| 7 | 1 | 105510 | BOX, SWITCH PROTECTION |
| 6 | 1 | 15018 | LABEL, POWER, CONSOLE SWITCH |
| 5 | 1 | 19993 | SWITCH, ROCKER, DPDT, ON-OFF, 6 AMP |
| 4 | 1 | 15019 | LABEL, STEAM-CONSOLE SWITCH |
| 3 | 1 | 19994 | SWITCH, ROCKER, SPST, 15 AMP |
| 2 | 1 | 07168 | GAUGE, PRESSURE, BACK MOUNT, 10 PSI |
| 1 | 1 | 1041545 | CONSOLE STUD ASSY, 1050 MM 2 SWITCH |

| | | | |
|---|------------------|---|--------------------|
| TOLERANCES (EXCEPT AS NOTED) | | | |
| CLEVELAND RANGE INC. 1333 East 179th St. Cleveland, Ohio 44110-2574 | | | |
| DECIMAL ± N/A | SCALE 3/8 | DRAWN BY E. GRIVEAS | APPROVED BY MLT |
| ANGULAR ± 1° | | TITLE CONSOLE ASSY, 1050 MM. 2 SWITCH CONTROL | |
| CK | DATE 08-17-93 | DRAWING NO. C - 1048075 | REV - |

THIS DESIGN DESCRIBES A PROPRIETARY ITEM AND IS THE PROPERTY OF CLEVELAND RANGE. THIS DRAWING IS NOT TO BE COPIED OR USED WITHOUT THE APPROVAL OF CLEVELAND RANGE.



NOTES:
 1. CHANNEL SUPPORT SHOWN (P/N 69986) IS USED ON 600MM BASE. CHANNEL SUPPORT NOT SHOWN (P/N 69987) IS USED ON 900 & 1050 MM BASES.



| | | | |
|-----|------|----------|--------------------------------------|
| 23 | A/R | 00934 | SEALANT, RECTORSAL |
| 22 | 4 | 19288 | SCREW, HEX HEAD, 1/4-20 X 3/4 |
| 21 | 2 | 19218 | SCREW, HEX HEAD, 1/4-20 X 3/8 S/S |
| 20 | 4 | 23151 | WASHER, INTERNAL TOOTH LOCK, 1/4 |
| 19 | 1 | 82452 | EXTENSION, WATER PROBE 1/2 X 3-1/8 |
| 18 | 1 | 82453 | EXTENSION, WATER PROBE, 1/2 X 4-5/8 |
| 17 | 2 | 18871 | PROBE WARRICK, 4-5/16" LG |
| 16 | 1 | 40421 | HAND HOLE PLATE & BAR ASSM |
| 15 | 1 | 07128 | GASKET, HEATER |
| 14 | 1 | 41943 | PLATE, MOUNTING |
| 13 | 1 | 18802 | PLUG, SQUARE 1/2 PIPE, BLACK |
| 12 | 8 | 23118 | WASHER, FLAT, 1/4 S/S |
| 11 | 8 | 23105 | WASHER, SPLIT LOCK, 1/4 S/S |
| 10 | 8 | 14818 | NUT, HEX, 1/4 - 20 S/S |
| 9 | 1 | 43895 | ANODE ASSM CORROSION PREVENTATIVE |
| 8 | 1 | 07302 | GAUGE, WATER, 5/8 X 8, GLASS |
| 7 | 1 | 07176 | GAUGE, FITTINGS, WATER, 1/2" |
| 6 | - | 89980 | SUPPORT, GEN. MTG. CHANNEL 600MM S/S |
| 5 | 3 | 89987 | SUPPORT, GEN MTG CHANNEL 900/1050MM |
| 4 | 3 | 105539 | DISK, HOLE COVER, SIDE INSL. PANEL |
| 3 | 8 | 14263 | FASTENER, PUSHNUT, 1/4" STUD DIA. |
| 2 | - | 1009802 | PANEL, INSULATION ASM, RT/LT LP |
| 1 | 1 | 100980 | PANEL, INSULATION ASM, RT/LT NAT GAS |
| 1 | 1 | 407241 | GENERATOR ASSY, GAS-WELDMENT |
| NO. | QTY. | PART NO. | DESCRIPTION |

DETAIL "A"
 INSTALL ITEM 9 AS SHOWN
 INSIDE GENERATOR

DETAIL "B"
 SEE DETAIL "C" FOR CAL. CODE OPTION

THIS DESIGN DESCRIBES A PROPRIETARY ITEM AND IS THE PROPERTY OF CLEVELAND RANGE. THIS DRAWING IS NOT TO BE COPIED OR USED WITHOUT THE APPROVAL OF CLEVELAND RANGE.

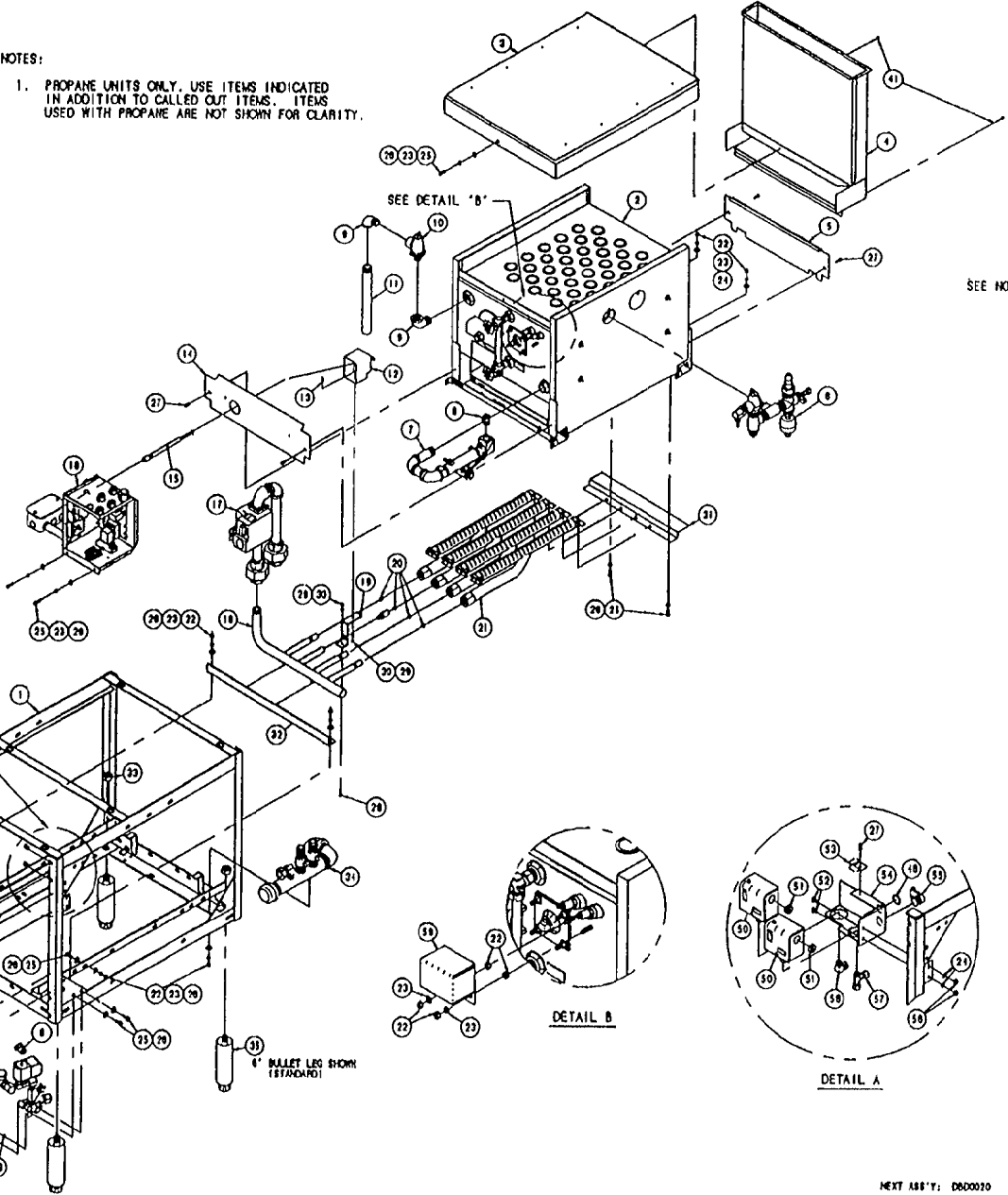
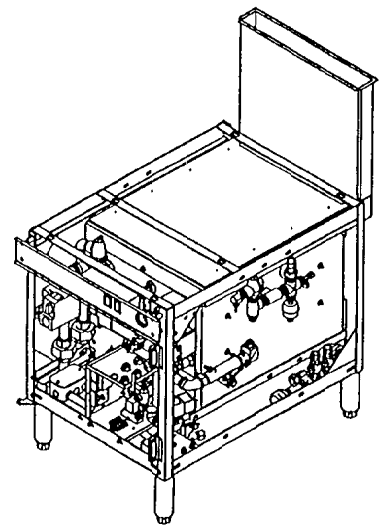
| | | | |
|------------------------------|----------|-------------|---|
| TOLERANCES (EXCEPT AS NOTED) | | | |
| DECIMAL | ± N/A | SCALE | 3/16 |
| ANGULAR | ± N/A | TITLE | GAS GENERATOR ASSEMBLY BURNER, W/ REFERENCE PARTS |
| DATE | 08-11-93 | DRAWING NO. | C-407241WP |
| CK | | REV. | - |

CLEVELAND RANGE INC.
 1333 East 179th St., Cleveland, Ohio 44110-2374

DRAWN BY: GRIVEAS
 APPROVED BY: M.T.

| LET. | REVISIONS | DATE | BY |
|------|--------------------------------|-------------|----|
| A | ADDED P/N 10044, P/N 20116 B&S | 25-20-91/EC | |
| - | QTY(23), P/N (20199 B&S 1-10) | | |
| - | P/N E.O. 12-203 | | |

NOTES:
 1. PROPANE UNITS ONLY. USE ITEMS INDICATED IN ADDITION TO CALLED OUT ITEMS. ITEMS USED WITH PROPANE ARE NOT SHOWN FOR CLARITY.



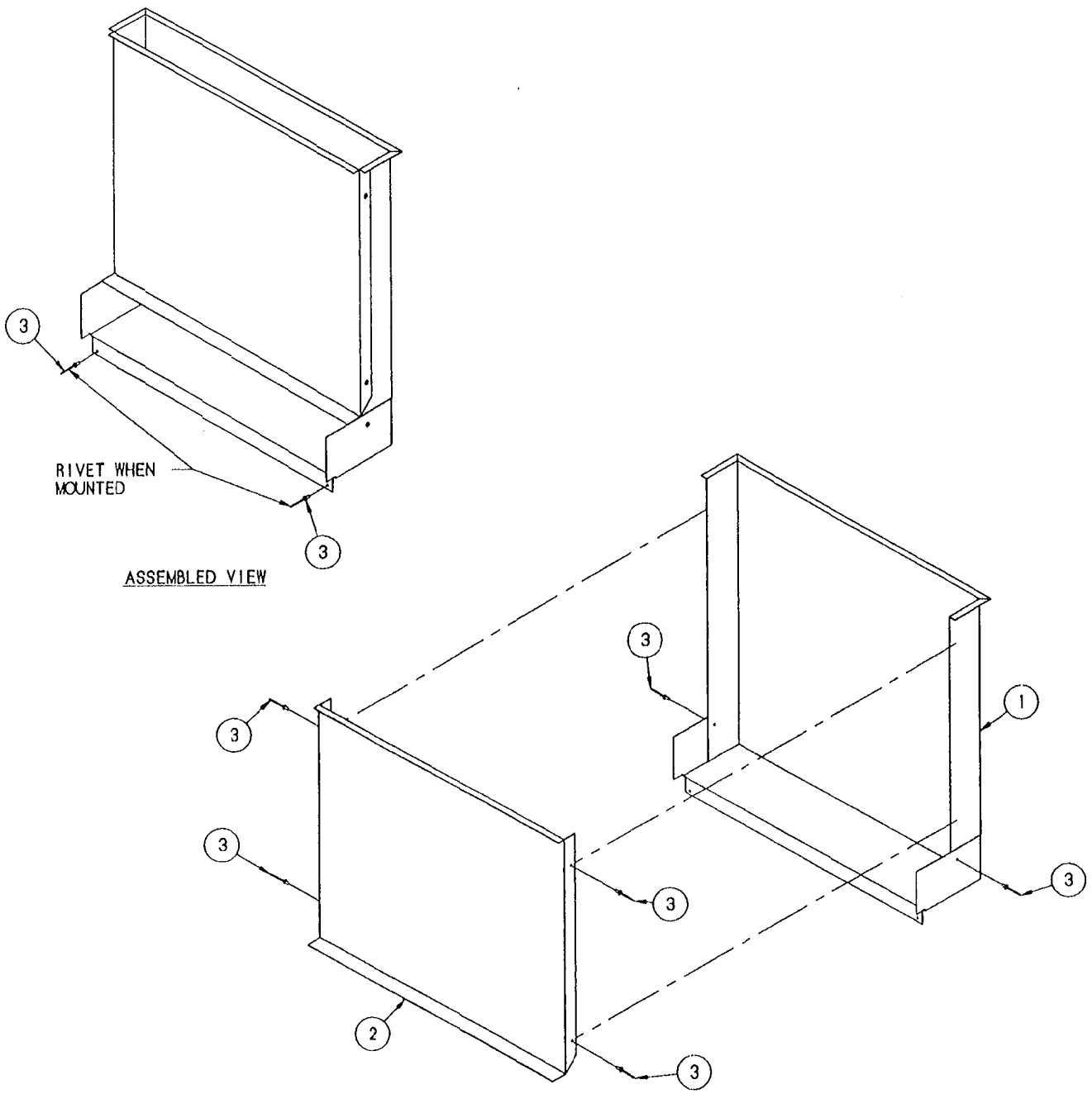
SEE NOTE 1

| QTY | P/N | DESCRIPTION | |
|-----|-----|-------------|-----------------------------------|
| 22 | 4 | 10044 | SCRUB, WASH TO TRAY, 10-21 X 17-7 |
| 23 | 1 | 13152 | SPACER, 1/2\"/> |

| | | | |
|---|-------------|----------|-------------|
| CLEVELAND RANGE INC. | | | |
| 1333 East 179th St., Cleveland, Ohio 44110-2074 | | | |
| DESIGNED BY | SCALE | DRAWN BY | APPROVED BY |
| REVISED BY | 5/22-1 | E | |
| TITLE | BASE ASSC | MATOR. | |
| DATE | 000 MM. | BTU | |
| DRAWING NO. | D - 01-0004 | | |

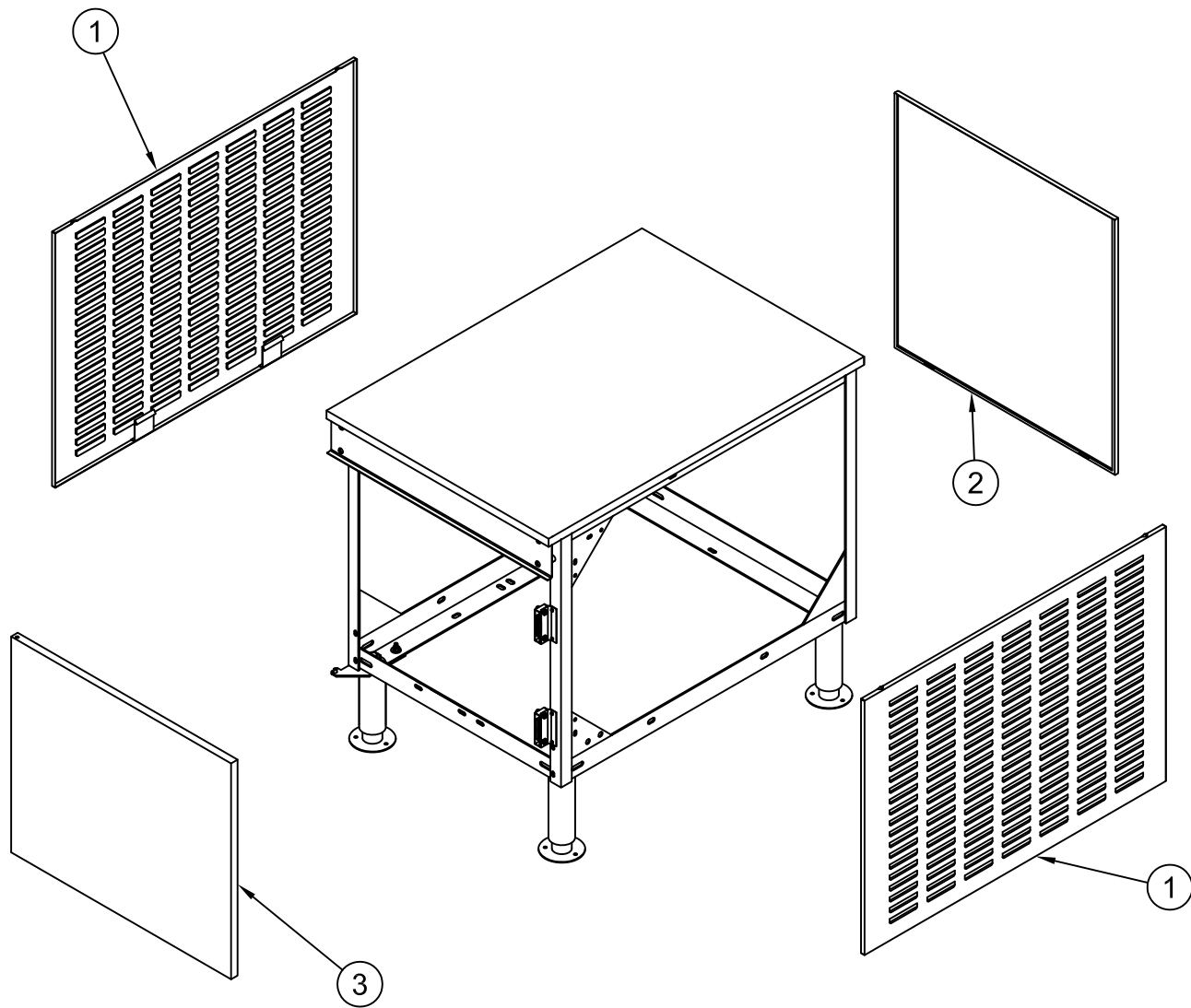
THIS DESIGN DESCRIBES A PROPANE AND IS THE PROPERTY OF CLEVELAND. THIS DRAWING IS NOT TO BE COPIED WITHOUT THE APPROVAL OF CLEVELAND RANGE.

NEXT ASSY: 0600020

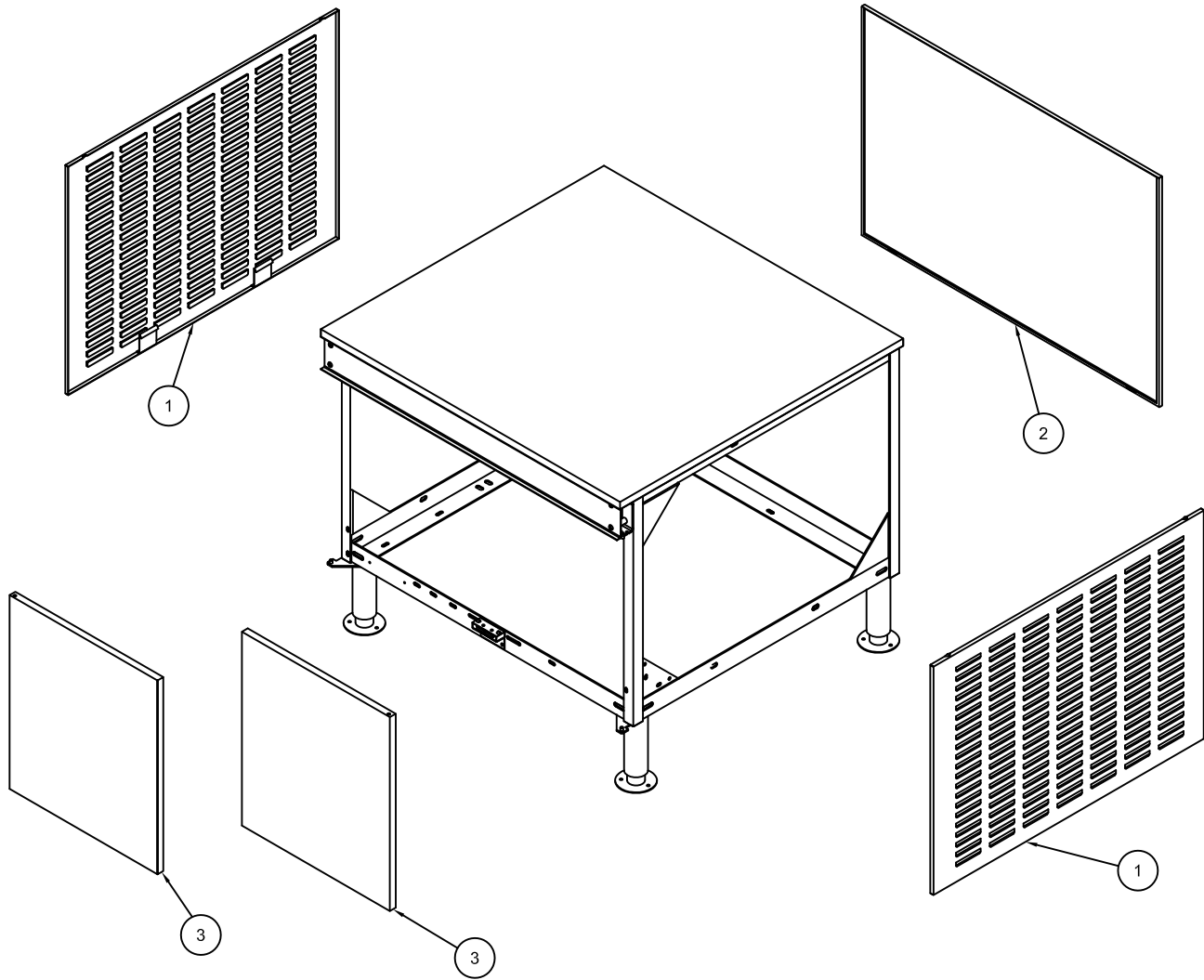


THIS DESIGN DESCRIBES A PROPRIETARY ITEM AND IS THE PROPERTY OF CLEVELAND RANGE. THIS DRAWING IS NOT TO BE COPIED OR USED

| 3 | 8 | 18357 | RIVET, FLUSH BREAK, 1/8" DIA |
|---|---------------|-----------|------------------------------|
| 2 | 1 | 101131 | PANEL, FRONT, INT FLUE RISER |
| 1 | 1 | 101132 | PANEL, REAR, INT. FLUE RISER |
| ITEM | QTY | PART NO. | DESCRIPTION |
| CLEVELAND RANGE INC. 1339 East 179th St. Cleveland, Ohio 44110-2874 | | | |
| DECIMAL | SCALE | DRAWN BY | APPROVED BY |
| ± N/A | 1/4±1 | E. GRIVY | |
| ANGULAR | TITLE | INTERNAL | |
| ± N/A | FLUE RISER AS | 3/4 BURN. | |
| DATE | DRAWING NO. | REV. | |
| 11.00.00 | C - 101130 | | |



| | | | |
|---|---|---------|---------------------------|
| - | 1 | 110572 | DOOR, BASE, 600MM, PRISON |
| 3 | 1 | 110570 | DOOR, BASE, 600MM |
| - | 1 | 1050641 | PANEL, REAR, PRISON |
| 2 | 1 | 105064 | PANEL, REAR |
| - | 2 | 1015271 | PANEL, SIDE, PRISON |
| 1 | 2 | 101527 | PANEL, SIDE |

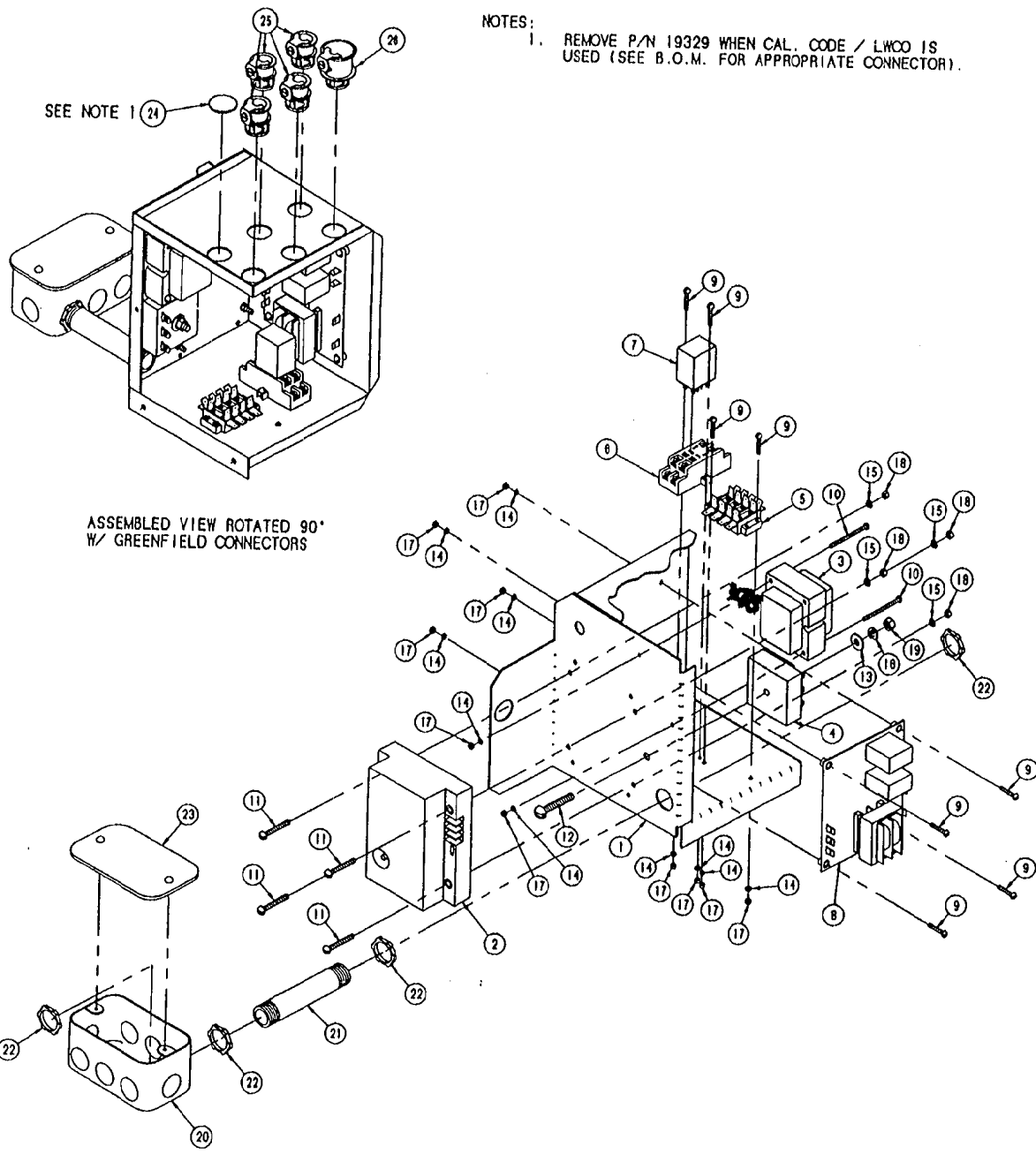


| | | | |
|---|---|---------|-----------------------|
| - | 1 | 1105931 | DOOR, BASE, PRISON |
| - | 1 | 100595 | DOOR, BASE, PRISON |
| 3 | 2 | 110593 | DOOR, BASE, 450/900MM |
| - | 1 | 1050651 | PANEL, REAR, PRISON |
| 2 | 1 | 105065 | PANEL, REAR |
| - | 2 | 1015271 | PANEL, SIDE, PRISON |
| 1 | 2 | 101527 | PANEL, SIDE |

| LET. | REVISIONS | DATE | BY |
|------|-----------|------|----|
|------|-----------|------|----|

NOTES:
 1. REMOVE P/N 19329 WHEN CAL. CODE / LWCO IS USED (SEE B.O.M. FOR APPROPRIATE CONNECTOR).

SEE NOTE 1



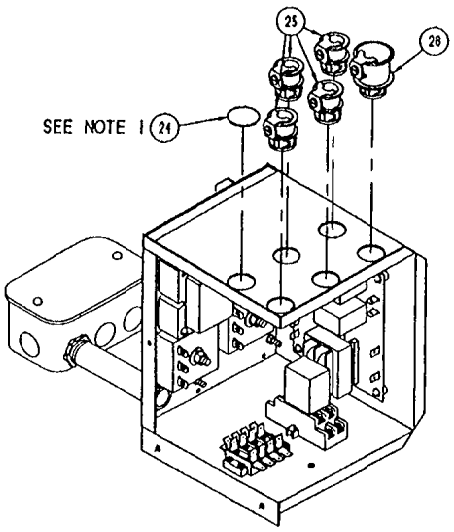
ASSEMBLED VIEW ROTATED 90°
 W/ GREENFIELD CONNECTORS

| ITEM | QTY. | PART NO. | DESCRIPTION |
|------|------|----------|--|
| 26 | 1 | 105246 | CONNECTOR, GREENFIELD, 1/2" SHAP-TITE |
| 25 | 4 | 105243 | CONNECTOR, GREENFIELD, 3/8" SHAP-TITE |
| 24 | 1 | 19329 | PLUG, SNAP-IN, 1/2" FOR 7/8" HOLE |
| 23 | 1 | 02888 | COVER, HANDI-BOX |
| 22 | 4 | 14614 | NUT, LOCK, 1/2", ELECTRICAL |
| 21 | 1 | 14334 | NIPPLE, 1/2" x 4", BLACK |
| 20 | 1 | 02381 | BOX, HANDI-BOX, ELECTRICAL |
| 19 | 1 | 14618 | NUT, HEX, 1/4"-20, S/S, FULL FINISH |
| 18 | 4 | 14598 | NUT, HEX, 8-32, ZINC PLATED |
| 17 | 10 | 14674 | NUT, HEX, 6-32, ZINC PLATED |
| 16 | 1 | 23105 | WASHER, SPLIT LOCK, 1/4", S/S |
| 15 | 4 | 101337 | WASHER, INTERNAL TOOTH LOCK, #8 |
| 14 | 10 | 23111 | WASHER, INTERNAL TOOTH LOCK, #6 |
| 13 | 1 | 23116 | WASHER, FLAT, 1/4" ID x .065" THK |
| 12 | 1 | 19285 | SCREW, ROUND HEAD, 1/4"-20 x 1.5", S/S |
| 11 | 8 | 19150 | SCREW, ROUND HEAD SLOTTED, 8-32 x 1.25" |
| 10 | 4 | 19149 | SCREW, ROUND HEAD SLOTTED, 6-32 x 1.75" |
| 9 | 2 | 19163 | SCREW, ROUND HEAD SLOTTED, 6-32 x .75" |
| 8 | 1 | 23198 | CONTROL, WATER LEVEL |
| 7 | 1 | 03524 | RELAY, 120 V, 30/60Hz, AC, DPDT |
| 6 | 1 | 03525 | SOCKET, RELAY |
| 5 | 1 | 44184 | TERMINAL BLOCK ASM. - 4 POLE, GAS UNITS |
| 4 | 1 | 20478 | TIMER, SOLID STATE INTERVAL, 3 MINUTE |
| 3 | 1 | 20258 | TRANSFORMER - SPARK IGNITION SUPPLY |
| 2 | 1 | 03548 | CONTROL, MODULE, DIRECT SPARK IGNITION |
| 1 | 1 | 44139 | BOX, WELDMENT, ELECTRIC FOR GAS, 2 PROBE |

THIS DESIGN DESCRIBES A PROPRIETARY ITEM AND IS THE PROPERTY OF CLEVELAND RANGE. THIS DRAWING IS NOT TO BE COPIED OR USED WITHOUT THE APPROVAL OF CLEVELAND RANGE.

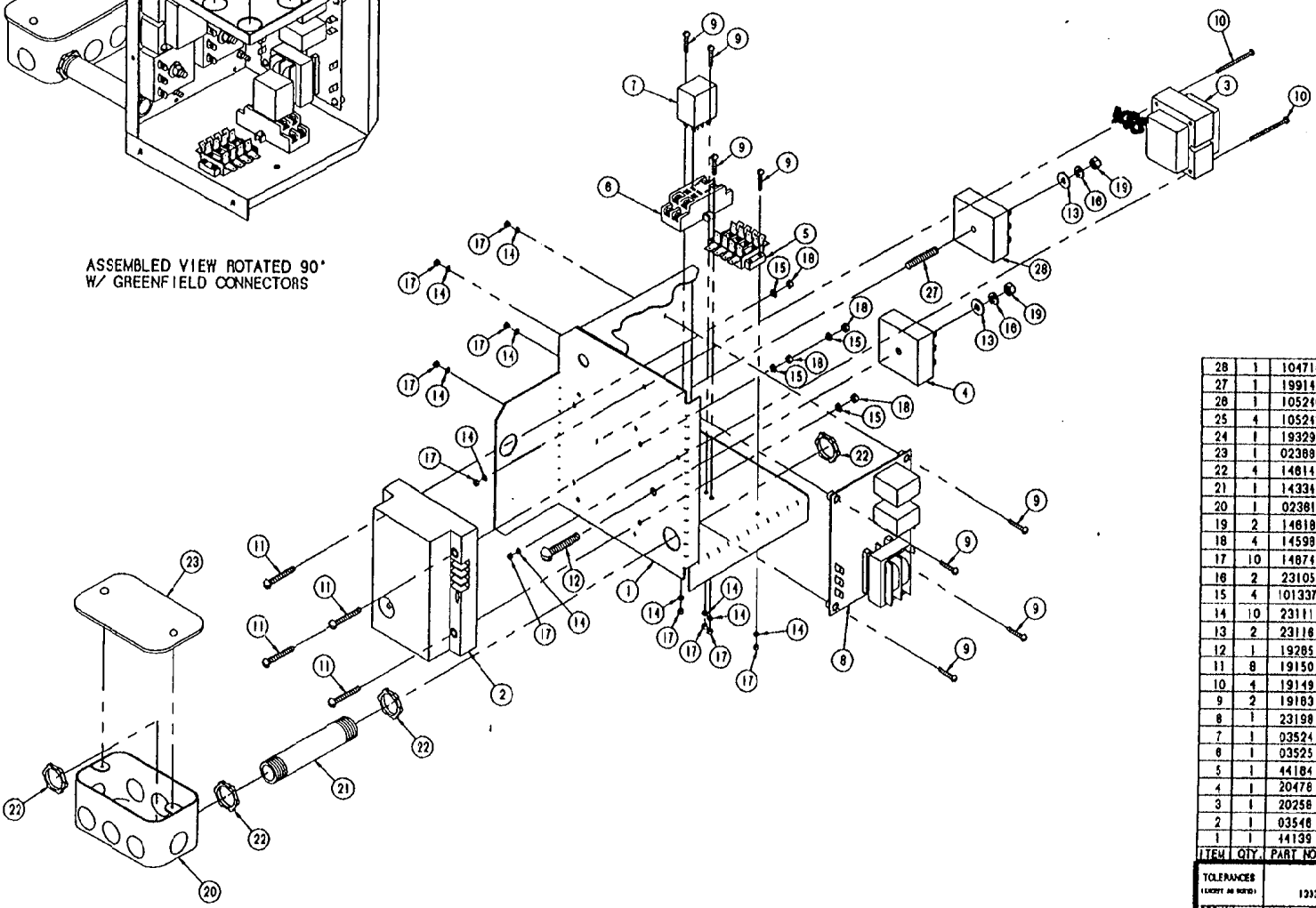
| | | | |
|---|--|------------------------|-------------|
| TOLERANCES <small>(UNLESS OTHERWISE SPECIFIED)</small> | | | |
| CLEVELAND RANGE INC. 1333 East 178th St. Cleveland, Ohio 44110-2374 | | | |
| DECIMAL + N/A | SCALE 3/8"=1 | DRAWN BY E. GRIVEAS | APPROVED BY |
| ANGULAR + N/A | TITLE BOX, ELECTRIC ASSEMBLY GAS - 2 PROBE | | |
| DATE 2-15-94 | DRAWING NO. C - 10092901 | REV. - | |

NOTES:
 1. REMOVE P/N 19329 WHEN CAL. CODE / LWOD IS USED (SEE B.O.M. FOR APPROPRIATE CONNECTOR).



SEE NOTE 1

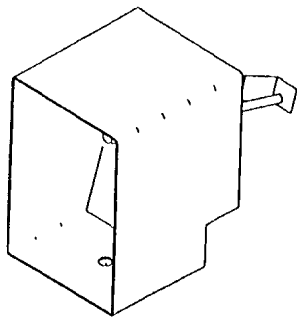
ASSEMBLED VIEW ROTATED 90° W/ GREENFIELD CONNECTORS



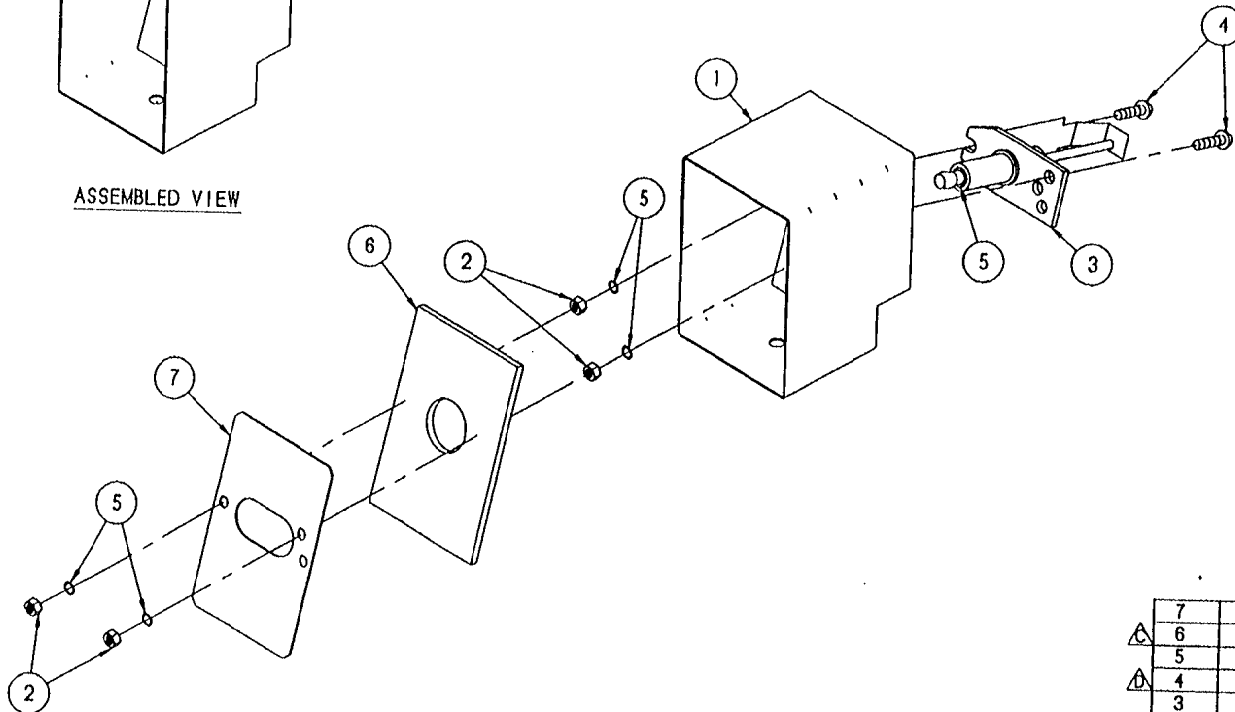
| ITEM | QTY | PART NO. | DESCRIPTION |
|------|-----|----------|---|
| 28 | 1 | 104716 | TIMER, RECYCLING, GENERATOR W/BLOWDOWN |
| 27 | 1 | 19914 | STUD, WELD, STYLE F, 1/4-20 X 1-1/2, S/S |
| 28 | 1 | 105246 | CONNECTOR, GREENFIELD, 1/2" SNAP-TITE |
| 25 | 4 | 105243 | CONNECTOR, GREENFIELD, 3/8" SNAP-TITE |
| 24 | 1 | 19329 | PLUG, SNAP-IN, 1/2" FOR 7/8" HOLE |
| 23 | 1 | 02388 | COVER, HANDI-BOX |
| 22 | 4 | 14814 | NUT, LOCK, 1/2", ELECTRICAL |
| 21 | 1 | 14334 | NIPLLE, 1/2" x 4", BLACK |
| 20 | 1 | 02381 | BOX, HANDI-BOX, ELECTRICAL |
| 19 | 2 | 14818 | NUT, HEX, 1/4-20, S/S, FULL FINISH |
| 18 | 4 | 14598 | NUT, HEX, 8-32, ZINC PLATED |
| 17 | 10 | 14874 | NUT, HEX, 8-32, ZINC PLATED |
| 16 | 2 | 23105 | WASHER, SPLIT LOCK, 1/4", S/S |
| 15 | 4 | 101337 | WASHER, INTERNAL TOOTH LOCK, #8 |
| 14 | 10 | 23111 | WASHER, INTERNAL TOOTH LOCK, #8 |
| 13 | 2 | 23116 | WASHER, FLAT, 1/4" ID x .085" THK |
| 12 | 1 | 19285 | SCREW, ROUND HEAD, 1/4-20 x 1.5", S/S |
| 11 | 8 | 19150 | SCREW, ROUND HEAD SLOTTED, 8-32 x 1.25" |
| 10 | 4 | 19149 | SCREW, ROUND HEAD SLOTTED, 8-32 x 1.75" |
| 9 | 2 | 19183 | SCREW, ROUND HEAD SLOTTED, 8-32 x .75" |
| 8 | 1 | 23198 | CONTROL, WATER LEVEL |
| 7 | 1 | 03524 | RELAY, 120 V, 50/60Hz, AC, DPDT |
| 6 | 1 | 03525 | SOCKET, RELAY |
| 5 | 1 | 44184 | TERMINAL BLOCK ASM. - 4 POLE, GAS UNITS |
| 4 | 1 | 20478 | TIMER, SOLID STATE INTERVAL, 3 MINUTE |
| 3 | 1 | 20258 | TRANSFORMER - SPARK IGNITION SUPPLY |
| 2 | 1 | 03548 | CONTROL, MODULE, DIRECT SPARK IGNITION |
| 1 | 1 | 44139 | BOX, WELDMOUNT, ELECTRIC FOR GAS, 2 PROBE |

THIS DESIGN IS A PROPRIETARY ITEM AND IS THE PROPERTY OF CLEVELAND RANGE. THIS DRAWING IS TO BE COPIED OR USED WITHOUT THE APPROVAL OF CLEVELAND RANGE.

| | | | |
|------------------------------|---------|---|--------------|
| TOLERANCES (EXCEPT AS NOTED) | | CLEVELAND RANGE INC. 1233 East 175th St., Cleveland, Ohio 44110-2174 | |
| DECIMAL | SCALE | DRAWN BY | APPROVED BY |
| ± N/A | 3/8:1 | E. GRIVEAS | |
| ANGULAR | TITLE | BOX, ELECTRIC, AS W/INTERMITTENT BLOWDOWN, 2 PROBE | |
| ± N/A | | DATE | DRAWING NO. |
| OK | 2-15-94 | | C - 10092902 |



ASSEMBLED VIEW



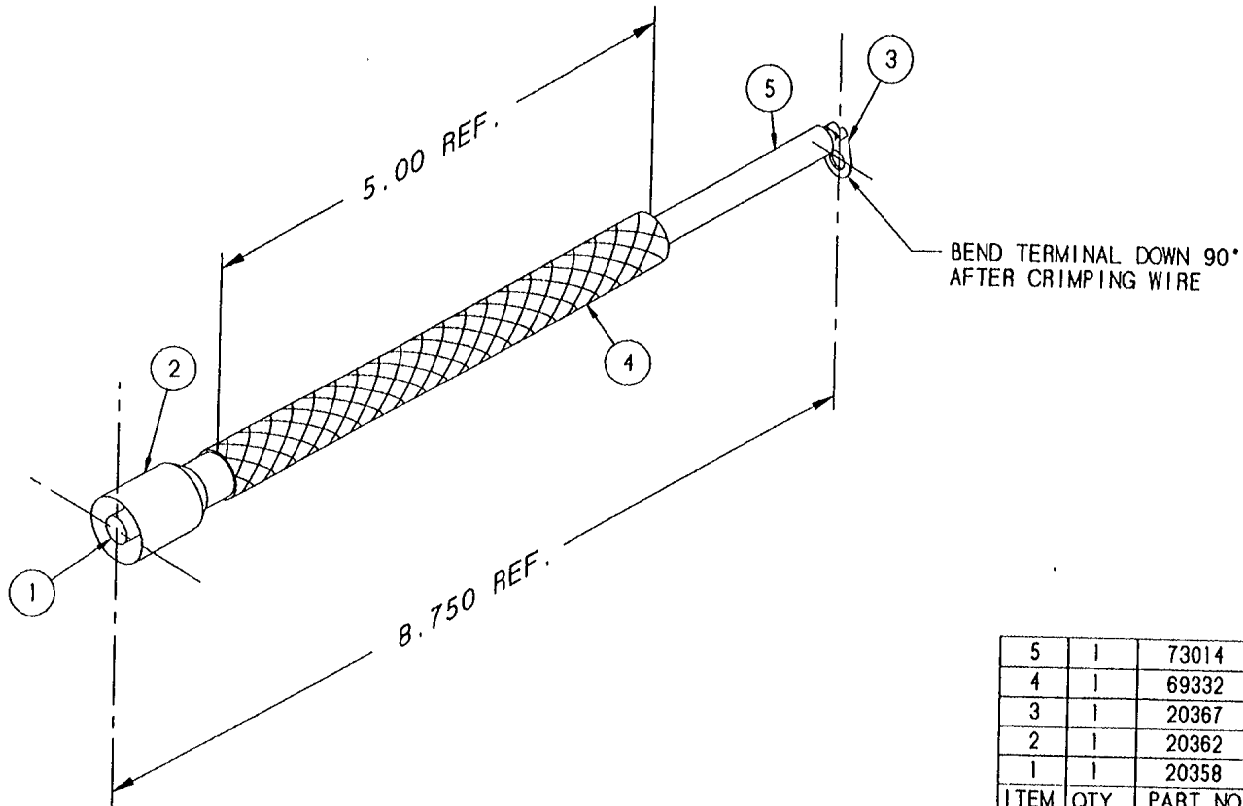
| LET. | REVISIONS | DATE | BY |
|------|---|---------|------|
| A | WAS C-44097 | 1-24-84 | NEAL |
| B | ITEM 1 WAS C-52823, ECN 1054 | 3-6-86 | DP |
| C | ADD P/N B-100314 FOR ITEM 6 | 3-12-86 | DP |
| D | REDRAW WAS C SIZE, P/N 19163 WAS 19259, E.O. # C-2558 | 2-7-94 | EAG |

| ITEM | QTY. | PART NO. | DESCRIPTION |
|------|------|----------|---------------------------------------|
| 7 | 1 | 88149 | RETAINER, INSULATION |
| 6 | 1 | 100314 | INSULATION, IGNITOR BOX |
| 5 | 5 | 23111 | WASHER, LOCK, INTERNAL TOOTH, #6 |
| 4 | 2 | 19163 | SCREW, #8-32 x .75" LG. |
| 3 | 1 | 05101 | ELECTRODE, COMBINATION IGNITOR/SENSOR |
| 2 | 4 | 14674 | NUT, #8-32, HEX |
| 1 | 1 | 52808 | BOX, IGNITOR, GEN. GAS, 2 PROBE |

| | | | |
|---------------------------------|---------------------------|--|---------------------------|
| TOLERANCES (EXCEPT AS NOTED) | | CLEVELAND RANGE INC. 1333 East 179th St. Cleveland, Ohio 44110-2574 | |
| DECIMAL ± N/A | SCALE 5/8=1 | DRAWN BY E. LAWRENCE | APPROVED BY E. HENDESS |
| ANGULAR ± N/A | TITLE BOX ASM, IGNITOR | | |
| CK | DATE 12-6-94 | DRAWING NO. B - 44096 | REV. D |

THIS DESIGN DESCRIBES A PROPRIETARY ITEM AND IS THE PROPERTY OF CLEVELAND RANGE. THIS DRAWING IS NOT TO BE COPIED OR USED WITHOUT THE APPROVAL OF CLEVELAND RANGE.

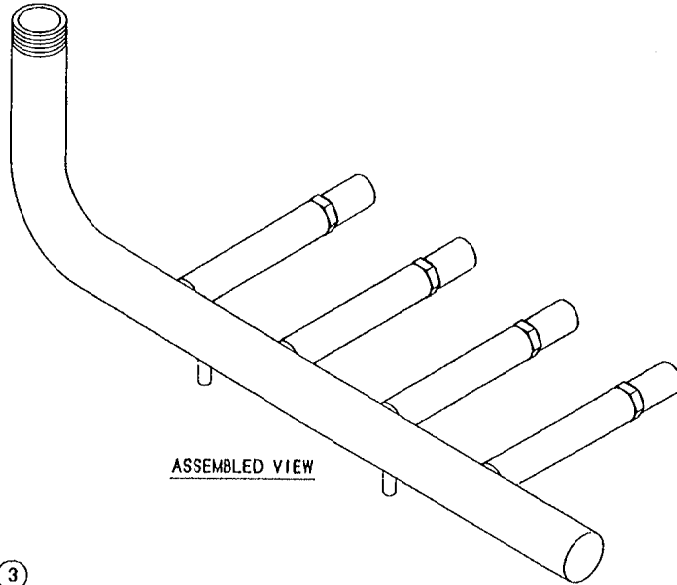
| | | | |
|------|-----------|------|----|
| LET. | REVISIONS | DATE | BY |
|------|-----------|------|----|



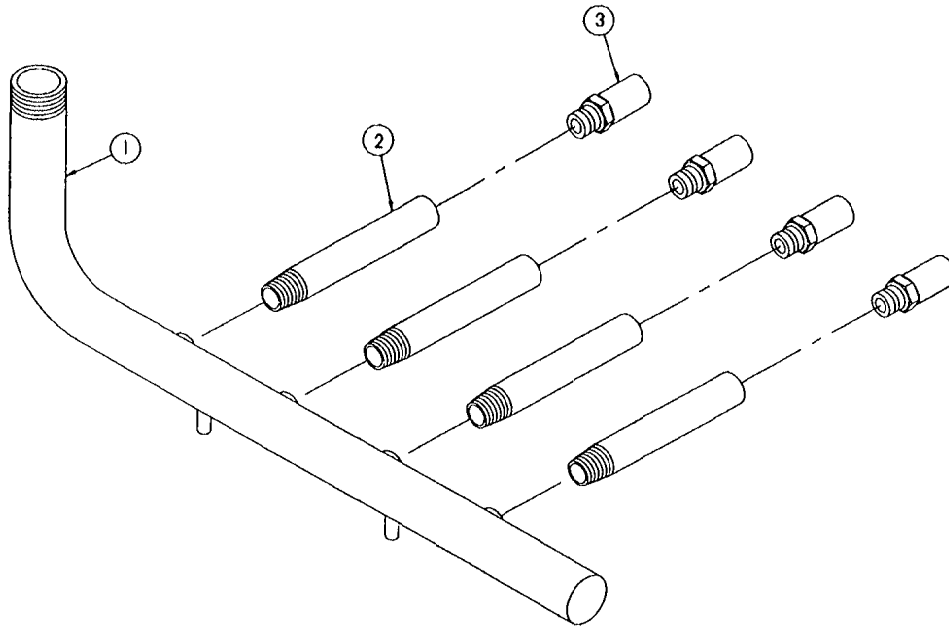
| ITEM | QTY. | PART NO. | DESCRIPTION |
|------|------|----------|----------------------------------|
| 5 | 1 | 73014 | WIRE, RADIX, 9" LONG |
| 4 | 1 | 69332 | SLEEVE, FIBERGLASS 5" INSULATING |
| 3 | 1 | 20367 | TERMINAL RING-#6, NON-INSULATED |
| 2 | 1 | 20362 | INSULATOR, RED SILICONE |
| 1 | 1 | 20358 | TERMINAL, IGNITION CABLE |

| | | | |
|---------------------------------|-----------------------------------|--|-------------|
| TOLERANCES (EXCEPT AS NOTED) | | CLEVELAND RANGE INC. 1333 East 179th St. Cleveland, Ohio 44110-2574 | |
| DECIMAL ± N/A | SCALE 1=1 | DRAWN BY E. GRIVEAS | APPROVED BY |
| ANGULAR ± N/A | TITLE CABLE, IGNITION ASSEMBLY | | |
| CK | DATE 11-09-93 | DRAWING NO. B 1169 | REV. - |

THIS DESIGN DESCRIBES A PROPRIETARY ITEM AND IS THE PROPERTY OF CLEVELAND RANGE. THIS DRAWING IS TO BE COPIED OR USED WITHOUT THE APPROVAL OF CLEVELAND RANGE.



ASSEMBLED VIEW

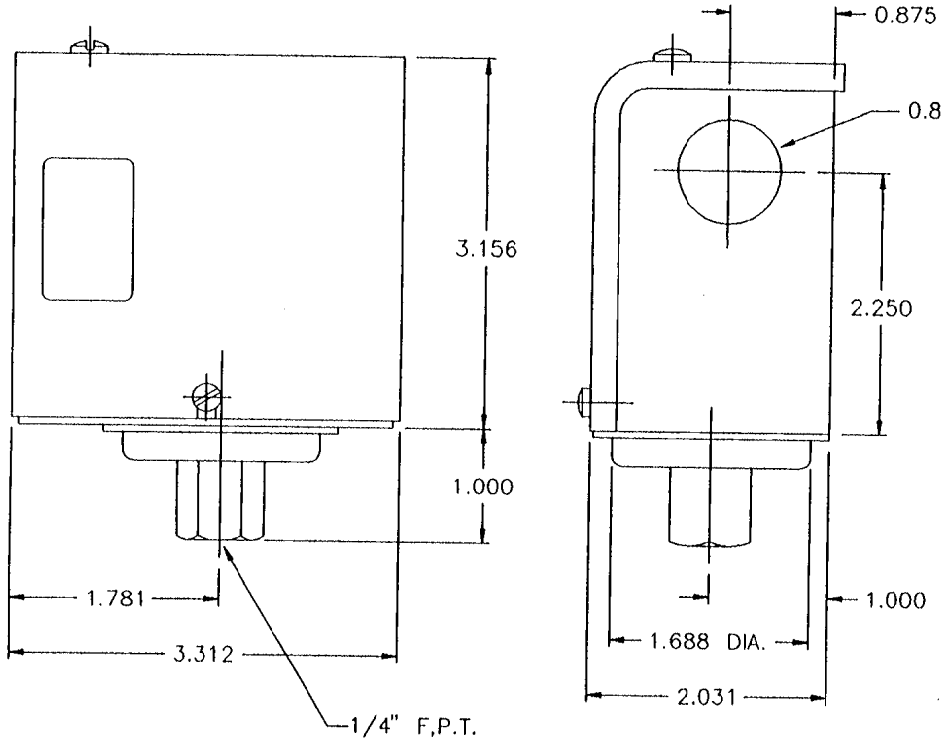


| | | | |
|------|------|----------|-------------------------------|
| 3 | 4 | 19832 | SPUDS, ORIFICE HOLDER, 5/8" |
| 2 | 4 | 83180 | EXTENSION, GAS MANIFOLD |
| 1 | 1 | 83177 | MANIFOLD, TUBE, 4 BURNER, GAS |
| ITEM | QTY. | PART NO. | DESCRIPTION |

| | | | |
|--|------------------|---|-------------|
| CLEVELAND RANGE INC. 1333 East 178th St., Cleveland, Ohio 44110-2374 | | | |
| TOLERANCES (EXCEPT AS NOTED) | SCALE 5/8"=1 | DRAWN BY E. GRIVEAS | APPROVED BY |
| DECIMAL ± N/A | ANGULAR ± N/A | TITLE MANIFOLD, ASSM, R/B 4 BURNER, GAS, 200 KBTU | |
| CK | DATE 11-10-93 | DRAWING NO. C - 40920 | REV. - |

THIS DESIGN DESCRIBES A PROPRIETARY ITEM AND IS THE PROPERTY OF CLEVELAND RANGE. THIS DRAWING IS NOT TO BE COPIED OR USED WITHOUT THE APPROVAL OF CLEVELAND RANGE.

| LET. | REVISIONS | DATE | BY |
|------|--|----------|-----|
| A | REVISED ADJ. OPERATING RANGE SPEC. | 11-28-84 | RMC |
| - | WAS: 0.5 TO 9 PSI, | - | - |
| B | WAS: ADDITIVE DIFFERENTIAL | 07-07-86 | TS |
| C | WAS: ADJ. DIFFERENTIAL: 1 TO 5 PSI, E.O. #C-2276 | 07-31-92 | DJP |
| D | MODEL NO. WAS PA404A (SUBTRACTIVE DIFFERENTIAL) | 10-13-92 | NLT |
| | E.O. #2276R1 | | |



SPECIFICATIONS:

PRESSURE ACTUATED HIGH LIMIT SAFETY CONTROL FOR STEAM HEATING BOILERS.
 BREAKS AN ELECTRICAL CIRCUIT ON PRESSURE RISES.
 MAX. OPERATING PRESSURE: 20 PSI
 MAX. AMBIENT TEMPERATURE: 150° F.
 ELECTRICAL RATING: 8.0 F.L.A. AT 120V. AC
 SWITCH: PRESSURE ACTUATED SPST, SNAP-ACTION
 ADJUSTMENT MEANS: OPERATING RANGE SET POINT-SCREW ON TOP OF CASE; DIFFERENTIAL SET POINT-DIAL INSIDE OF CASE.
 ADJUSTABLE OPERATING RANGE: 3 TO 15 PSI.
 ADJUSTABLE DIFFERENTIAL: 1 TO 5 PSI; FACTORY SET AT 1 PSI
 SWITCH ACTION ON PRESSURE FALL: MAKES AT SET POINT MINUS DIFFERENTIAL.
 SWITCH ACTION ON PRESSURE RISE: BREAKS AT SET POINT.
 MOUNTING MEANS: 1/4" FEMALE PIPE THREADS

Ⓐ
 Ⓑ
 Ⓒ

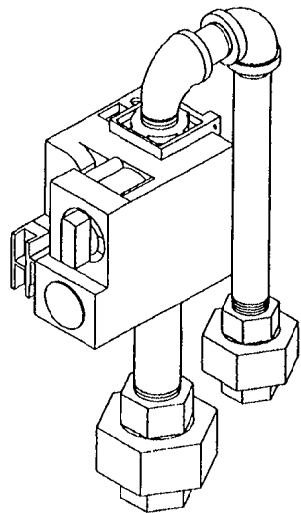
APPROVED SOURCE

- 1. HONEYWELL
- MODEL NO. PA404A-1066 Ⓟ
- U.L. FILE NO. MP466
- C.S.A. FILE NO. LR1620

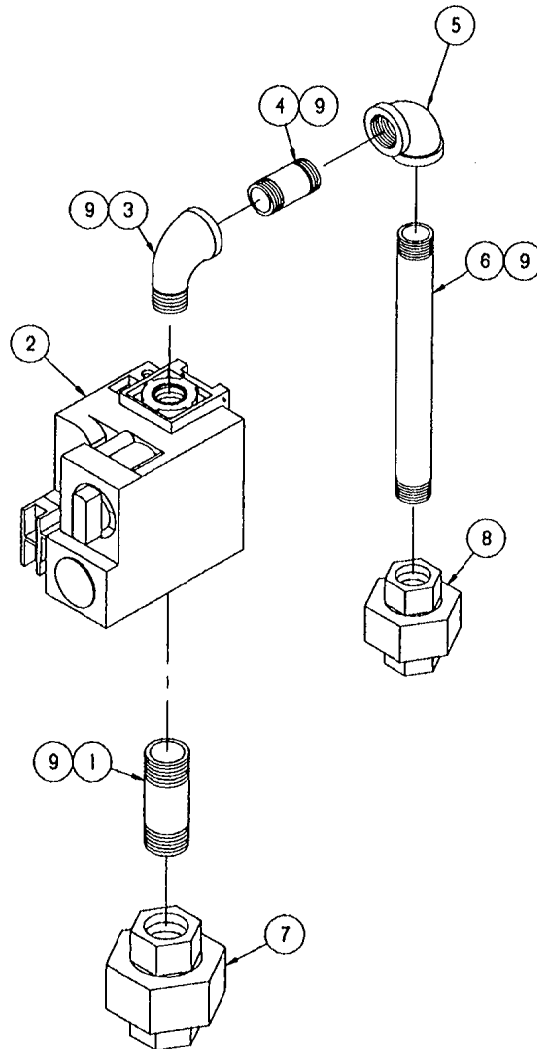
THIS DESIGN IS A PROPRIETARY ITEM AND IS THE PROPERTY OF CLEVELAND RANGE. THIS DRAWING IS NOT TO BE COPIED OR USED WITHOUT THE APPROVAL OF CLEVELAND RANGE.

| ITEM | QTY | PART NO. | DESCRIPTION |
|---------------------------------|----------------------------|---|-------------|
| TOLERANCES (EXCEPT AS NOTED) | | CLEVELAND RANGE INC. 1333 East 179th St. Cleveland, Ohio 44110-2574 | |
| DECIMAL ± - | SCALE 1=1 | DRAWN BY RJB | APPROVED BY |
| ANGULAR ± 1° | TITLE CONTROL, PRESSURE | | |
| AC | DATE 09-08-76 | DRAWING NO. B-19947 | REV n |

| | | | |
|------|-----------|------|----|
| LET. | REVISIONS | DATE | BY |
|------|-----------|------|----|



ASSEMBLED VIEW

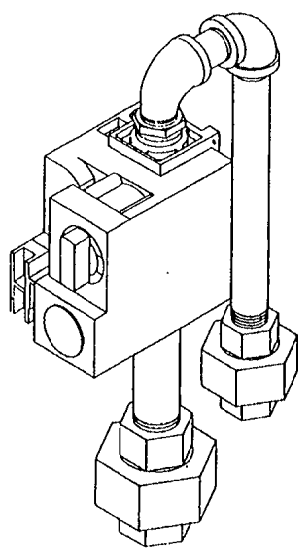


| | | | |
|------|------|----------|---------------------------------|
| 9 | A/R | 00934 | SEALANT, RECTORSEAL |
| 8 | 1 | 21302 | UNION, BLACK, 1/2" |
| 7 | 1 | 21305 | UNION, 3/4", BLACK |
| 6 | 1 | 14340 | NIPPLE, 1/2" x 7.5" LG., BLACK |
| 5 | 1 | 05249 | ELBOW, 1/2", 90°, BLACK |
| 4 | 1 | 14325 | NIPPLE, 1/2" x 1-1/2", BLACK |
| 3 | 1 | 05252 | ELBOW, STREET, 90°, 1/2" |
| 2 | 1 | 22228 | VALVE, GAS CONTROL, NATURAL GAS |
| 1 | 1 | 14345 | NIPPLE, 3/4" x 2-1/2", BLACK |
| ITEM | QTY. | PART NO. | DESCRIPTION |

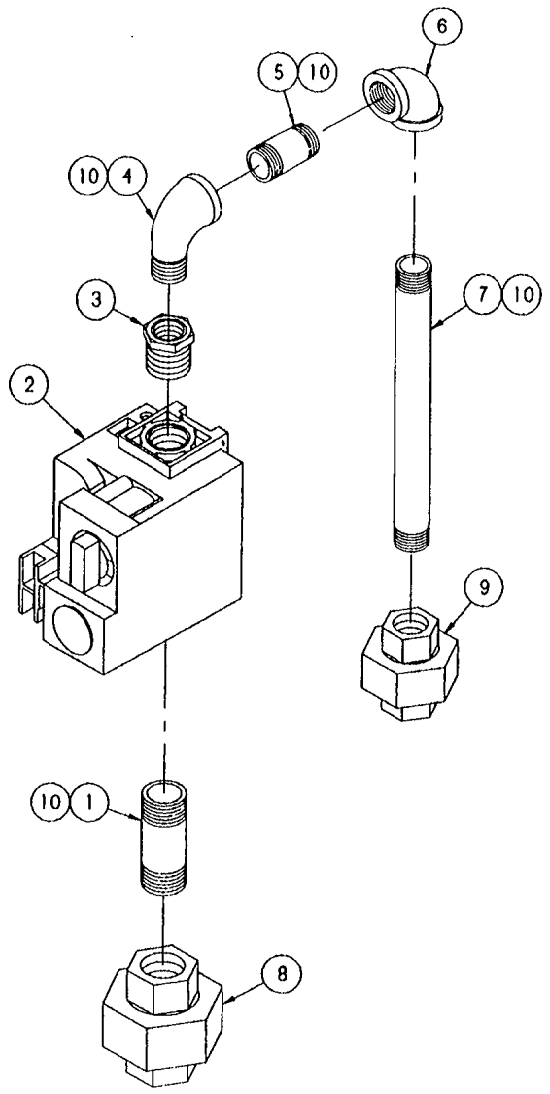
| | | | | | | | |
|---|---|-------------|-------------|---|--|--|--|
| TOLERANCES <small>(EXCEPT AS NOTED)</small> | | | | CLEVELAND RANGE INC. 1333 East 179th St. Cleveland, Ohio 44110-2574 | | | |
| DECIMAL | SCALE | DRAWN BY | APPROVED BY | | | | |
| ± N/A | 3/8=1 | E. GRIVEAS | NLT | | | | |
| ANGULAR | TITLE | | | | | | |
| ± N/A | VALVE ASSEMBLY, NATURAL GAS- 100/200 BTU | | | | | | |
| CK | DATE | DRAWING NO. | REV. | | | | |
| | 11-08-93 | B - 43663 | - | | | | |

THIS DESIGN DESCRIBES A PROPRIETARY ITEM AND IS THE PROPERTY OF CLEVELAND RANGE. THIS DRAWING IS NOT TO BE COPIED OR USED WITHOUT THE APPROVAL OF CLEVELAND RANGE.

| | | | |
|------|-----------|------|----|
| LET. | REVISIONS | DATE | BY |
|------|-----------|------|----|



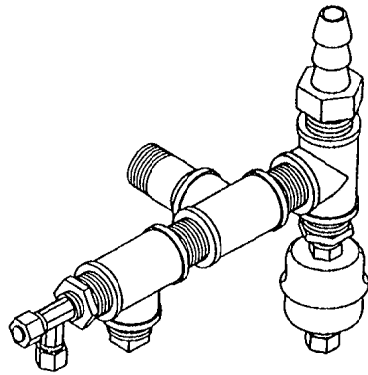
ASSEMBLED VIEW



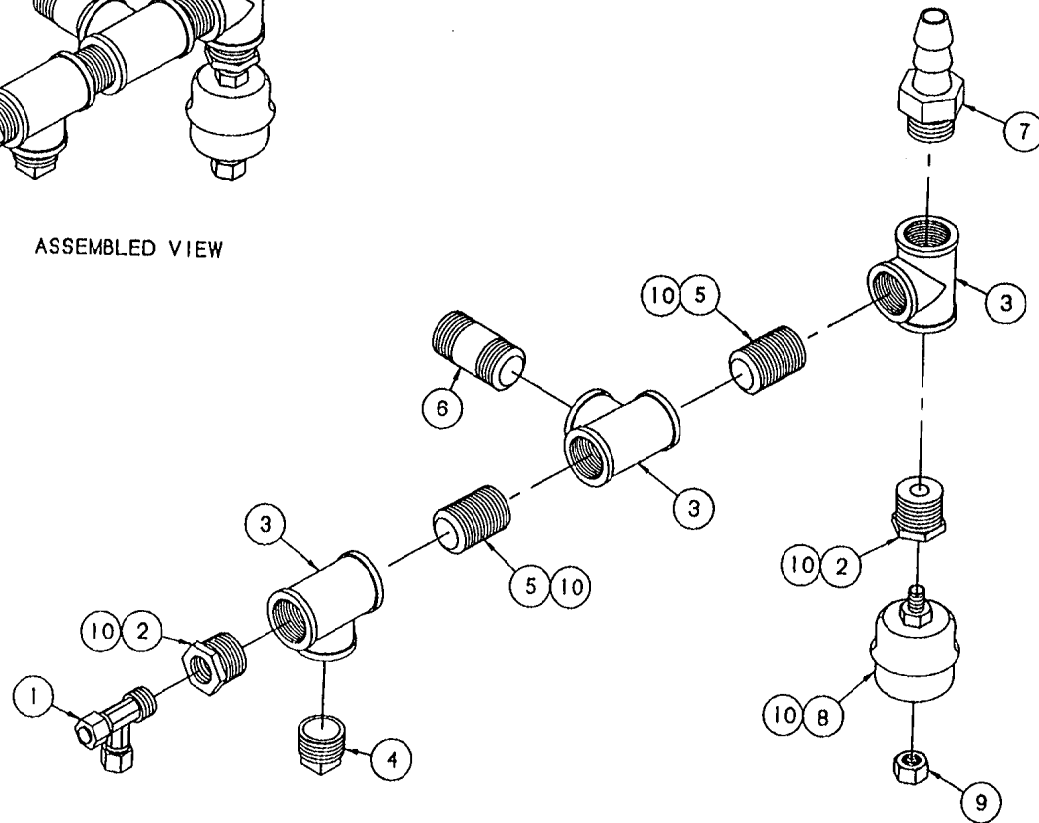
| ITEM | QTY. | PART NO. | DESCRIPTION |
|------|------|----------|---------------------------------|
| 10 | A/R | 00934 | SEALANT, RECTORSEAL |
| 9 | 1 | 21302 | UNION, BLACK, 1/2" |
| 8 | 1 | 21305 | UNION, 3/4", BLACK |
| 7 | 1 | 14340 | NIPPLE, 1/2" x 7.5" LG., BLACK |
| 6 | 1 | 05249 | ELBOW, 1/2", 90°, BLACK |
| 5 | 1 | 14325 | NIPPLE, 1/2" x 1-1/2", BLACK |
| 4 | 1 | 05252 | ELBOW, STREET, 90°, 1/2", BLACK |
| 3 | 1 | 02565 | BUSHING, HEX, 3/4 X 1/2, BLACK |
| 2 | 1 | 22231 | VALVE, GAS CONTROL, FOR LP |
| 1 | 1 | 14345 | NIPPLE, 3/4" x 2-1/2", BLACK |

| | | | |
|---------------------------------|--|---|--------------------|
| TOLERANCES (EXCEPT AS NOTED) | | CLEVELAND RANGE INC. 1333 East 179th St. Cleveland, Ohio 44110-2574 | |
| DECIMAL ± N/A | SCALE 3/8=1 | DRAWN BY E. GRIVEAS | APPROVED BY NLT |
| ANGULAR ± N/A | TITLE VALVE ASSEMBLY, LIQUID PROPANE 100/200 BTU | | |
| CK | DATE 11-08-93 | DRAWING NO. B - 436 | REV. - |

THIS DESIGN DESCRIBES A PROPRIETARY ITEM AND IS THE PROPERTY OF CLEVELAND RANGE. THIS DRAWING IS NOT TO BE COPIED OR USED WITHOUT THE APPROVAL OF CLEVELAND RANGE.



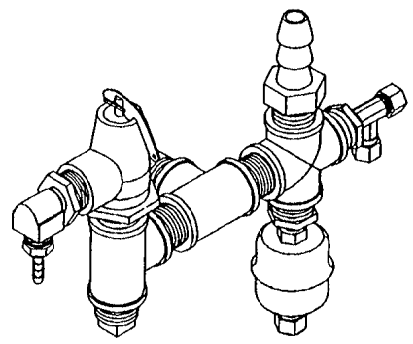
ASSEMBLED VIEW



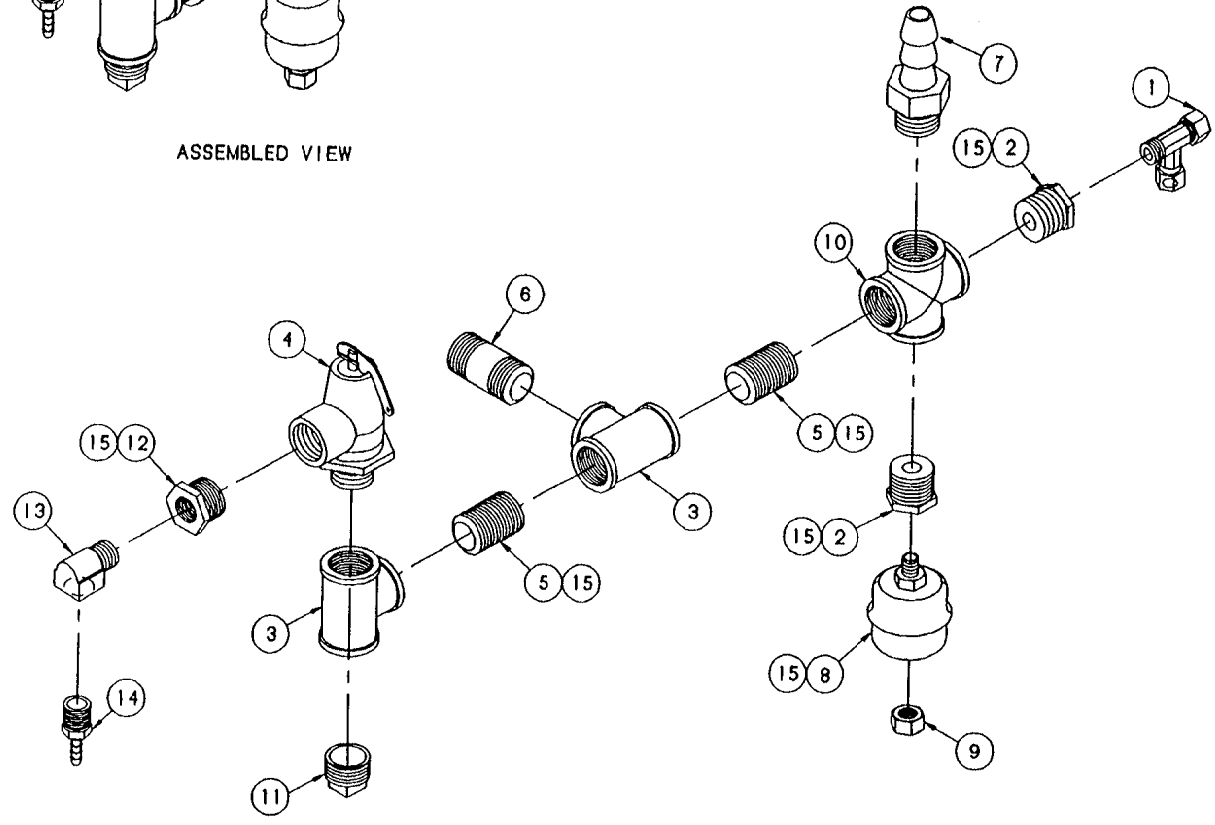
| ITEM | QTY. | PART NO. | DESCRIPTION |
|------|------|----------|---|
| 10 | A/R | 00934 | SEALANT, RECTORSEAL |
| 9 | 1 | 14681 | MUT, COMPRESSION, 1/4 TUBE, BRASS |
| 8 | 1 | 101207 | TRAP, THERMOSTATIC, 1/4" X 1/4" |
| 7 | 1 | 06240 | FITTING, HOSE BARB 3/4 HOSE X 3/4 MPT BRASS |
| 6 | 1 | 14431 | NIPPLE, 3/4 X 2, BRASS |
| 5 | 2 | 14342 | NIPPLE, 3/4 X CLOSE, BRASS |
| 4 | 1 | 18807 | PLUG, SQUARE HEAD, 3/4, BRASS |
| 3 | 3 | 20208 | TEE, 3/4 BRASS |
| 2 | 2 | 02563 | BUSHING, REDUCING, 3/4 X 1/4, BRASS |
| 1 | 1 | 100883 | FITTING, COMPR., TEE 3/8T X 3/8MPT X 3/8T |

| | | | |
|---|--|---------------------------|--------------------|
| CLEVELAND RANGE INC. 1333 East 179th St. Cleveland, Ohio 44110-2574 | | | |
| TOLERANCES <small>(EXCEPT AS NOTED)</small> | SCALE 1/2=1 | DRAWN BY E. GRIVEAS | APPROVED BY MLT |
| DECIMAL ± N/A | TITLE STEAM OUTLET ASSEMBLY REV. BEND GENERATOR (REV. 2) | | |
| ANGULAR ± N/A | DATE 10-07-93 | DRAWING NO. C - 42R122 | REV. |

THIS DESIGN DESCRIBES A PROPRIETARY ITEM AND IS THE PROPERTY OF CLEVELAND RANGE. THIS DRAWING IS NOT TO BE COPIED OR USED WITHOUT THE APPROVAL OF CLEVELAND RANGE.

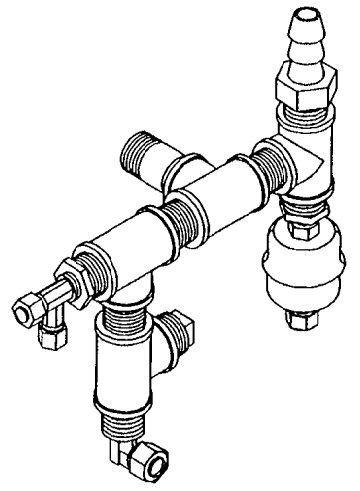


ASSEMBLED VIEW

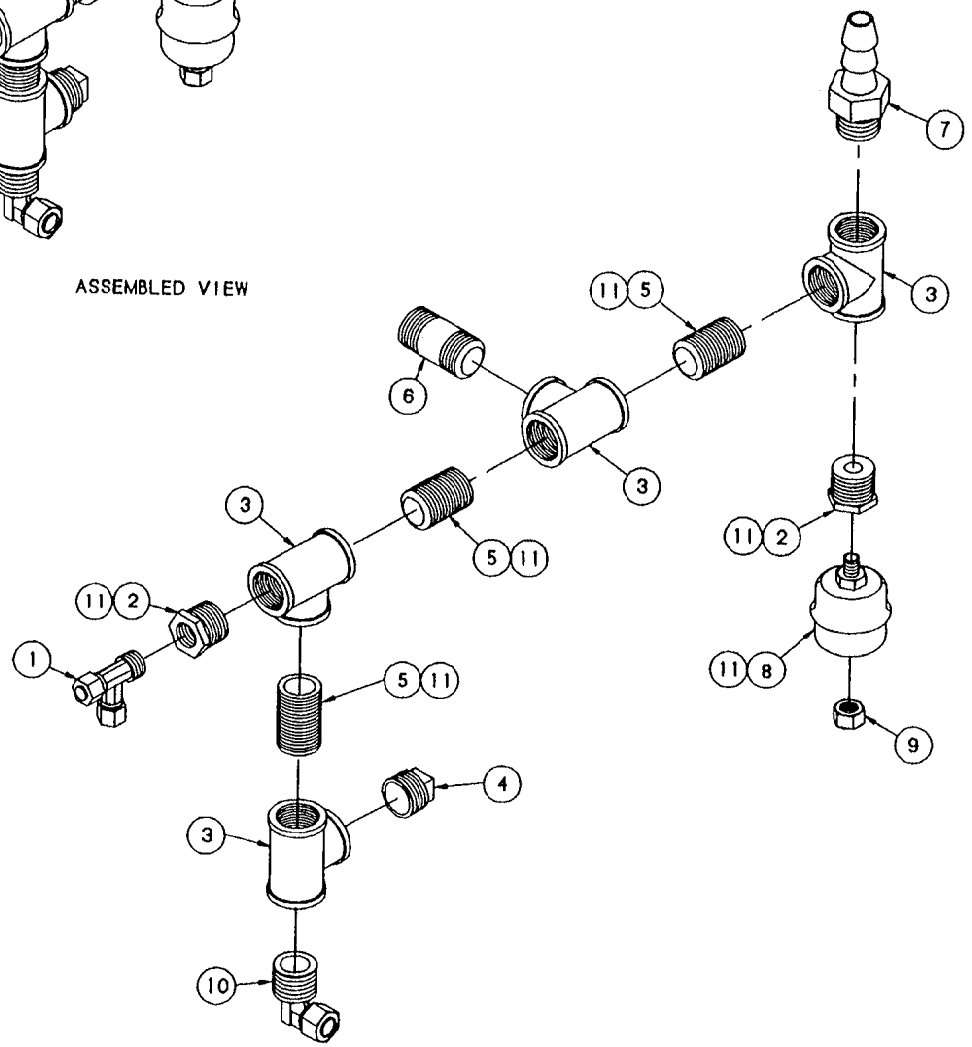


| ITEM | QTY. | PART NO. | DESCRIPTION |
|------|------|----------|---|
| 15 | A/R | 00934 | SEALANT, RECTORSEAL |
| 14 | 1 | 104382 | FITTING, HOSE BARB, 1/4" H X 3/8" MPT |
| 13 | 1 | 05280 | ELBOW, STREET, 3/8" BRASS |
| 12 | 1 | 02575 | BUSHING, REDUCING, 3/4" X 3/8", BRASS |
| 11 | 1 | 18807 | PLUG, SQUARE HEAD, 3/4", BRASS |
| 10 | 1 | 03732 | CROSS, 4-WAY 3/4" BRASS |
| 9 | 1 | 14881 | NUT, COMPRESSION, 1/4 TUBE, BRASS |
| 8 | 1 | 101207 | TRAP, THERMOSTATIC, 1/4" X 1/4" |
| 7 | 1 | 06240 | FITTING, HOSE BARB 3/4 HOSE X 3/4 MPT BRASS |
| 6 | 1 | 14431 | NIPPLE, 3/4 X 2, BRASS |
| 5 | 1 | 14342 | NIPPLE, 3/4 X CLOSE, BRASS |
| 4 | 1 | 101035 | VALVE, SAFETY, 3/4", 12 PSI |
| 3 | 2 | 20208 | TEE, 3/4 BRASS |
| 2 | 2 | 02583 | BUSHING, REDUCING, 3/4 X 1/4, BRASS |
| 1 | 1 | 100883 | FITTING, COMPR., TEE 3/8T X 1/4MPT X 3/8T |

| | | | | |
|--|---|---|--------------------|-----------|
| TOLERANCES (UNLESS OTHERWISE SPECIFIED) | | CLEVELAND RANGE INC. 1333 East 179th St. Cleveland, Ohio 44110-2574 | | |
| DECIMAL ± N/A | SCALE 1/2=1 | DRAWN BY EAG | APPROVED BY DLD | |
| ANGULAR ± N/A | TITLE STEAM OUTLET ASSEMBLY SM GAS, 600MM | | | |
| CK | DATE 1-21-94 | DRAWING NO. C - | 125 | REV. - |



ASSEMBLED VIEW

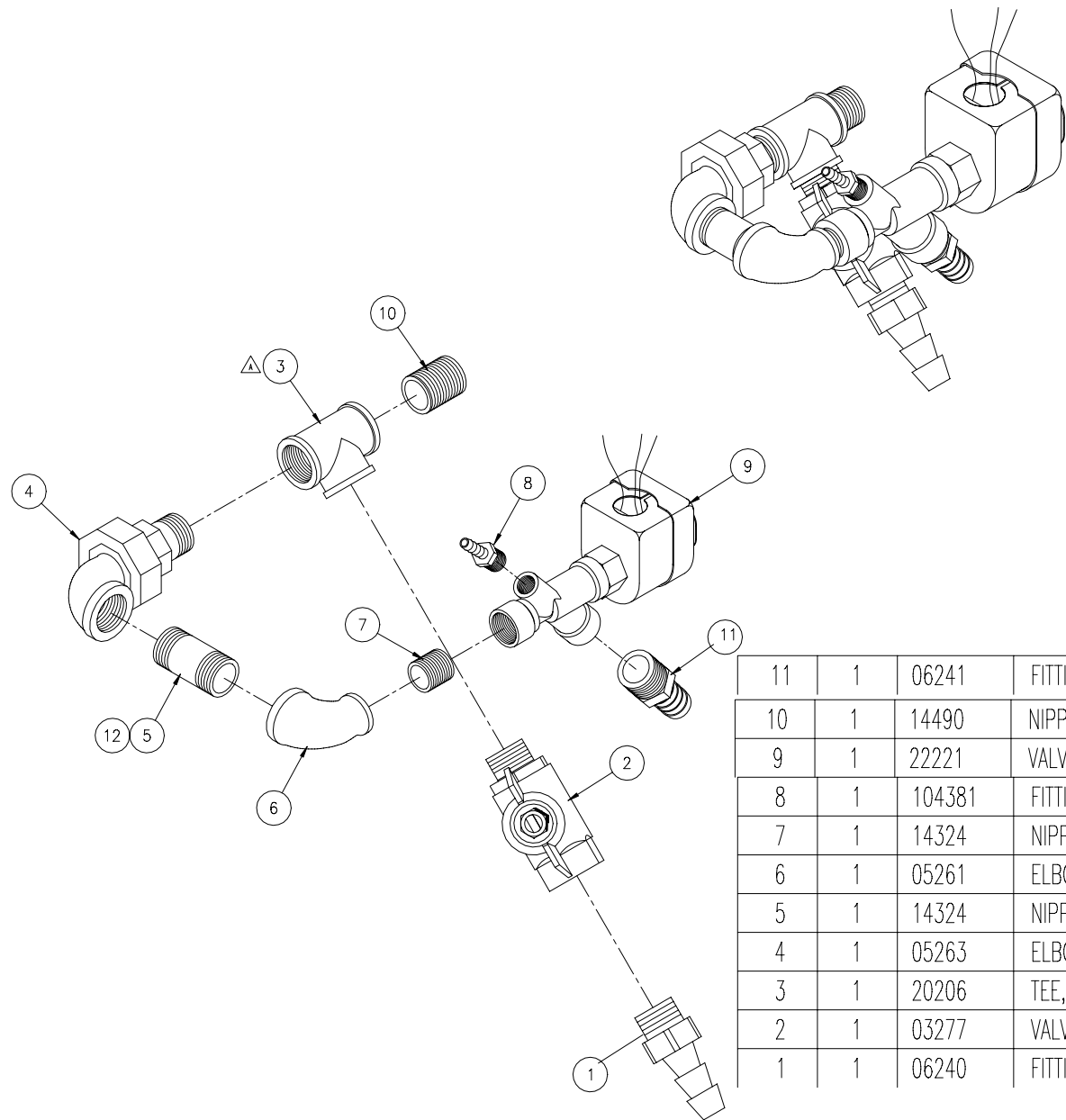


| ITEM | QTY. | PART NO. | DESCRIPTION |
|------|------|----------|---|
| 11 | A/R | 00934 | SEALANT, RECTORSEAL |
| 10 | 1 | 06187 | FITTING, COMPR., 90 DEG, 1/2T X 3/4MPT |
| 9 | 1 | 14861 | NUT, COMPRESSION, 1/4 TUBE, BRASS |
| 8 | 1 | 101207 | TRAP, THERMOSTATIC, 1/4" X 1/4" |
| 7 | 1 | 06240 | FITTING, HOSE BARB 3/4 HOSE X 3/4 MPT BRASS |
| 6 | 1 | 14431 | NIPPLE, 3/4 X 2, BRASS |
| 5 | 3 | 14342 | NIPPLE, 3/4 X CLOSE, BRASS |
| 4 | 1 | 18807 | PLUG, SQUARE HEAD, 3/4, BRASS |
| 3 | 4 | 20208 | TEE, 3/4 BRASS |
| 2 | 2 | 02563 | BUSHING, REDUCING, 3/4 X 1/4, BRASS |
| 1 | 1 | 100883 | FITTING, COMPR., TEE 3/8T X 3/8MPT X 3/8T |

| | | | |
|--|---|---------------------------|--------------------|
| TOLERANCES <small>(EXCEPT AS NOTED)</small> | | | |
| CLEVELAND RANGE INC. 1333 East 179th St., Cleveland, Ohio 44110-2574 | | | |
| DECIMAL ± N/A | SCALE 1/2=1 | DRAWN BY D. DODSON | APPROVED BY NLT |
| ANGULAR ± N/A | TITLE STEAM OUTLET ASSY., 42CKEW/42CKGM REV. BEND GENERATOR | | |
| CK | DATE 2-03-94 | DRAWING NO. C - 428126 | REV. - |

THIS DESIGN DESCRIBES A PROPRIETARY ITEM AND IS THE PROPERTY OF CLEVELAND RANGE. THIS DRAWING IS NOT TO BE COPIED OR USED WITHOUT THE APPROVAL OF CLEVELAND RANGE.

| LET. | REVISIONS | DATE | BY |
|------|-----------|------|----|
|------|-----------|------|----|

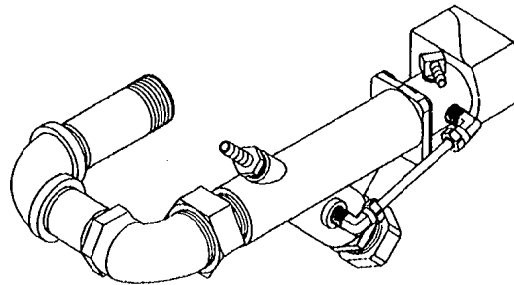
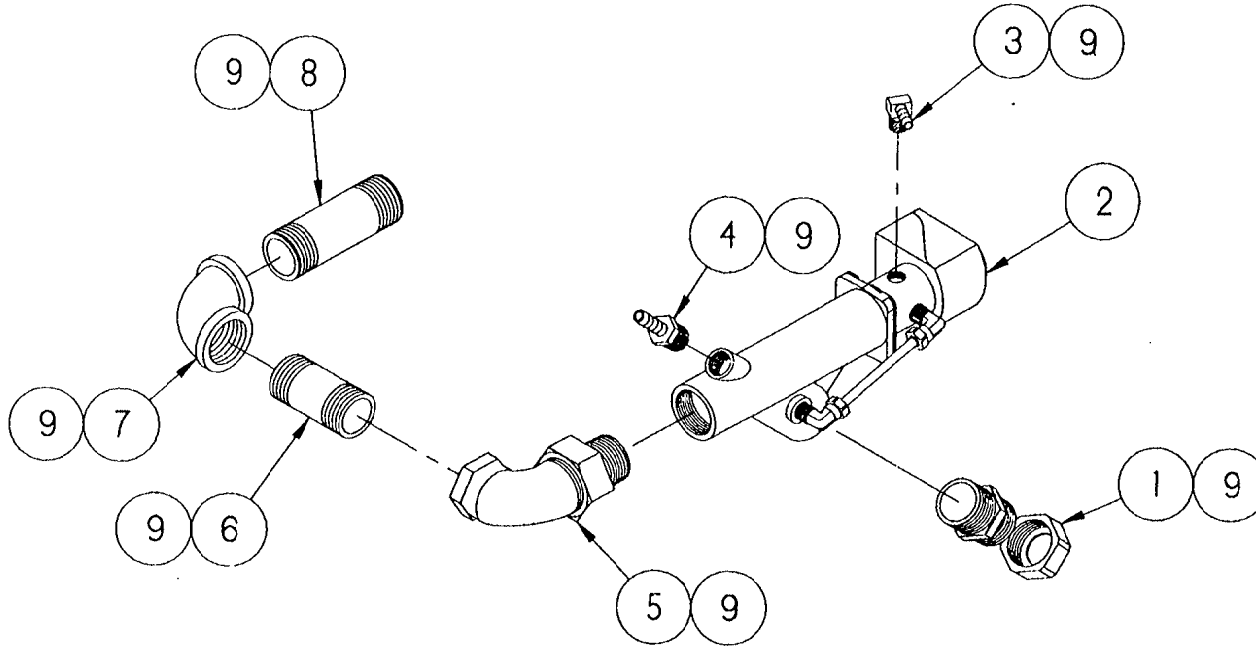


| | | | |
|----|---|--------|--------------------------------------|
| 11 | 1 | 06241 | FITTING, HOSE BARB, 3/4"H x 1/2"MPT |
| 10 | 1 | 14490 | NIPPLE, 3/4" x CLOSE, S/S |
| 9 | 1 | 22221 | VALVE, ASCO HV220649 |
| 8 | 1 | 104381 | FITTING, HOSE BARB, 1/4"H x 1/4" NPT |
| 7 | 1 | 14324 | NIPPLE, 1/2" x CLOSE, BRASS |
| 6 | 1 | 05261 | ELBOW, 3/4" x 1/2" x 90° |
| 5 | 1 | 14324 | NIPPLE, 3/4" x 2", BRASS |
| 4 | 1 | 05263 | ELBOW, 90° RADIATOR, 3/4" |
| 3 | 1 | 20206 | TEE, 3/4", BRASS |
| 2 | 1 | 03277 | VALVE, BALL, 3/4" (W/OUT HANDLE) |
| 1 | 1 | 06240 | FITTING, HOSE BARB, 3/4"H x 3/4" MPT |

| ITEM | QTY | PART NO. | DESCRIPTION |
|---|---|------------------------|--------------------------|
| CLEVELAND RANGE, LLC | | | |
| 1333 East 179th St., Cleveland, Ohio 44110-2574 | | | |
| <small>THIS DESIGN DESCRIBES A PROPRIETARY ITEM AND IS THE PROPERTY OF CLEVELAND RANGE. THIS DRAWING IS NOT TO BE COPIED OR USED WITHOUT THE APPROVAL OF CLEVELAND RANGE.</small> | | | |
| TOLERANCES (UNLESS OTHERWISE NOTED) | DO NOT SCALE PRINTED DRAWING | DRAWN BY S.MILEWSKI | DATE 7-18-91 |
| DECIMAL ±.030 | TITLE PIPING ASSEMBLY, BLOWDOWN 600 MM, GAS | | |
| ANGULAR ± 1° | SIZE C | DRAWING NO. 40811 | SHEET 1 OF 1 REV J |

NOTES:
1. PARTS MUST BE ROTATED TO ILLUSTRATED ANGLES.

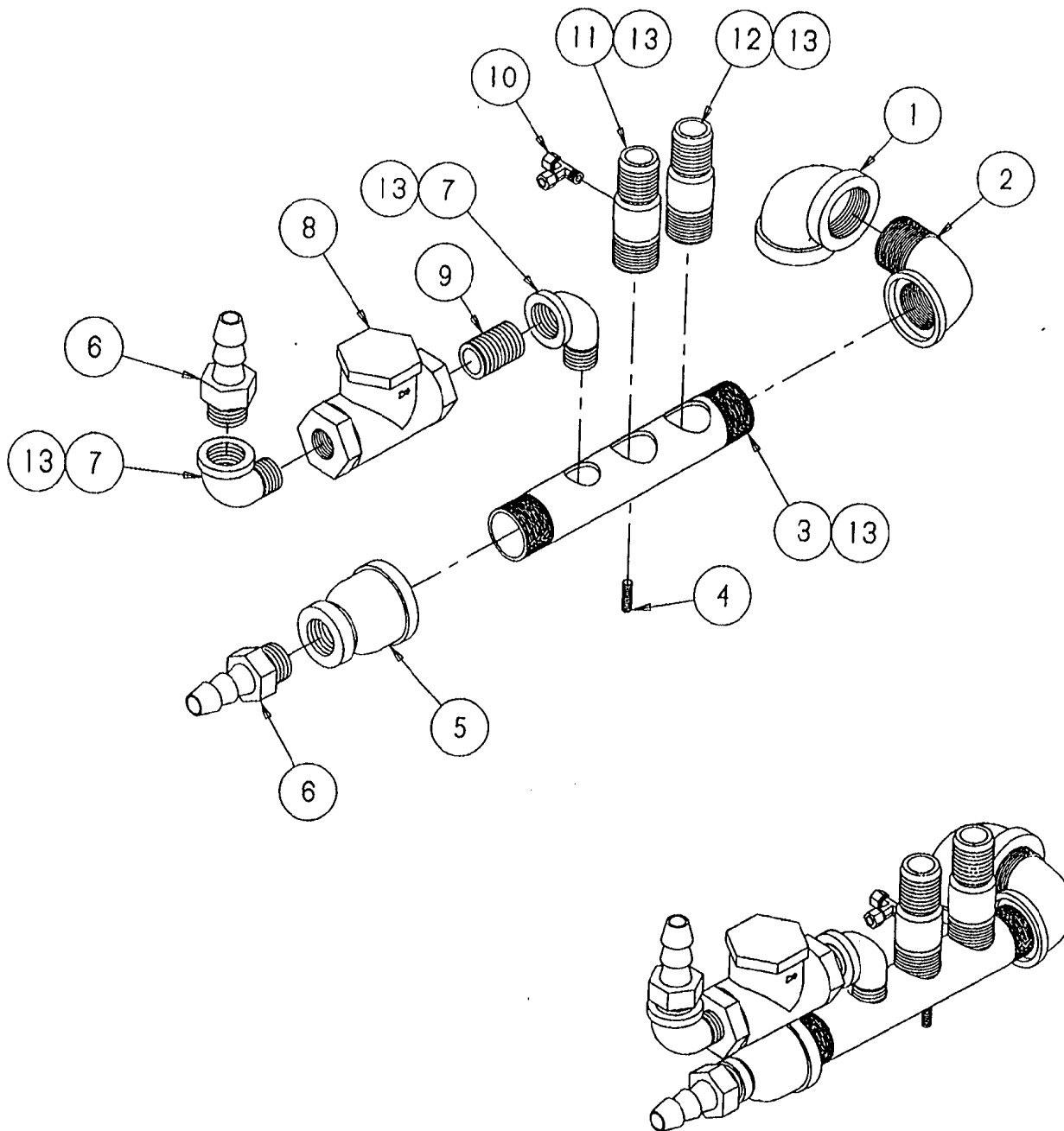
| LET | REVISIONS | DATE | BY |
|-----|--|----------|-----|
| A | P/N 20208 WAS 20249. EO #2075 | 11-12-91 | SM |
| B | ROTATED P/N 22221 & ADDED NOTE 1 | 04-18-92 | SM |
| C | P/N 06208 WAS 06207, P/N 22244 WAS 22221, P/N 104381 WAS 08216, P/N 14495 WAS 14490, P/N 05280 WAS 05281, P/N 105787 ADDED, P/Ns 03277, 20208 & 14324 OMITTED PER E.O. #C-2448 | 06-18-93 | PJO |



| NO. | QTY. | PART NO. | DESCRIPTION |
|-----|------|----------|--|
| 9 | A/R | 00934 | SEALANT, RECTORSAL |
| 8 | 1 | 14495 | NIPPLE, 3/4 NPT X 3, S/S |
| 7 | 1 | 05280 | ELBOW, 3/4 X 3/4, 90° |
| 8 | 1 | 14431 | PIPPLE, 3/4 X 2, BRASS |
| 5 | 1 | 05283 | ELBOW, RADIATOR, 3/4 X 90° |
| 4 | 1 | 104381 | FITTING, HOSE BARB, 1/4 H X 1/4 NPT |
| 3 | 1 | 105787 | FITTING, HOSE BARB, 1/4 H X 1/8 NPT 90 |
| 2 | 1 | 22244 | VALVE, SOLENOID, 1/2", 15 PSI |
| 1 | 1 | 06208 | COMP., FITTING, 3/4" x 3/4" NPT, ST. |

| TOLERANCES (DEPT AS NOTED) | | | |
|--|-----------------------------------|-------------|-------------|
| CLEVELAND RANGE INC. | | | |
| 1333 East 179th St. Cleveland, Ohio 44110-2574 | | | |
| DECIMAL | SCALE | DRAWN BY | APPROVED BY |
| ± N/A | H.T.S. | S. WILENSKI | DJP |
| ANGULAR | TITLE | | |
| ± N/A | PIPING ASSEMBLY, BLOWDOWN | | |
| | 800 MM, GAS 1 ^{1/4} CGM1 | | |
| CK | DATE | DRAWING NO. | REV. |
| | 7-18-91 | C | 11 C |

THIS DESIGN DESCRIBES A PROPRIETARY ITEM AND IS THE PROPERTY OF CLEVELAND RANGE. THIS DRAWING IS NOT TO BE COPIED OR USED WITHOUT THE APPROVAL OF CLEVELAND RANGE.



| LET | REVISIONS | DATE | BY |
|-----|--|----------|-----|
| - | PRODUCTION RELEASE E.O. #C-2008 | 09-10-91 | PJD |
| A | P/N 05259 WAS QTY. OF 2 E.O. #C-2048 | 10-11-91 | PJD |
| B | P/N 105541 WAS P/N 20219 E.O. #C-2134 R1 | 03-11-92 | PJD |
| C | P/N 05259 WAS QTY. OF 3, P/N 105541 OMITTED, P/N 08240 WAS QTY. OF 3 PER E.O. #C-2448 | 07-21-93 | PJD |

| | | | |
|--|---|-------------|---|
| 13 | A/R | 00934 | SEALANT, RECTORSEAL |
| 12 | 1 | 14481 | FITTING, BARB 1" HOSE X 1" MPT S/S |
| 11 | 1 | 585191 | FITTING, HOSE - DRAIN MANIFOLD WITH 1/8" HOLE |
| 10 | 1 | 101394 | TEE, MALE RUN 1/4 T X 1/4 T X 1/8 |
| 9 | 1 | 14343 | NIPPLE, CLOSE, 3/4", BLACK |
| 8 | 1 | 22119 | VALVE, SWING CHECK, 3/4" |
| 7 | 2 | 05259 | ELBOW, STREET, 90°, 3/4", BLACK |
| 6 | 2 | 08240 | FITTING, HOSE BARB 3/4" HOSE X 3/4" MPT |
| 5 | 1 | 03818 | COUPLING, RED, 1-1/2 -3/4 BLACK |
| 4 | 1 | 19917 | STUD, WELD, 1/4-20 X .875 S/S |
| 3 | 1 | 13252 | MANIFOLD, DRAIN 1-1/2 NPT BLACK |
| 2 | 1 | 05292 | ELBOW, STREET 1-1/2 NPT X 90° BLACK |
| 1 | 1 | 05238 | ELBOW, 1-1/2 NPT X 90° BLACK |
| NO. | QTY. | PART NO. | DESCRIPTION |
| TOLERANCES (EXCEPT AS NOTED) | | | |
| CLEVELAND RANGE INC. 1339 East 179th St., Cleveland, Ohio 44110-2374 | | | |
| DECIMAL | SCALE | DRAWN BY | APPROVED BY |
| ± N/A | 1/2" | P.J.D. | D.S. |
| ANGULAR | TITLE | | |
| ± N/A | DRAIN, MANIFOLD ASSEMBLY 42CKGM/SM 42CKGM/LG, 42CKSM | | |
| CK | DATE | DRAWING NO. | REV. |
| | 09-10-91 | C-104873 | C |

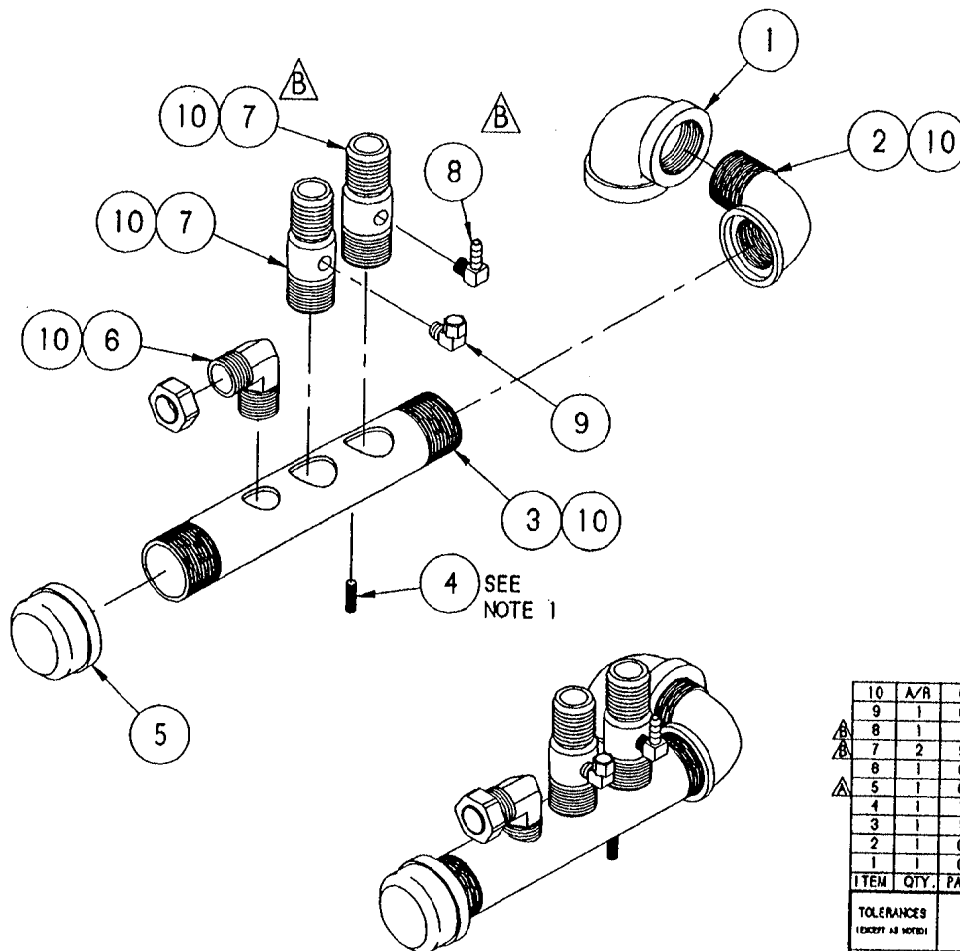
THIS DESIGN DESCRIBES A PROPRIETARY ITEM AND IS THE PROPERTY OF CLEVELAND RANGE. THIS DRAWING IS NOT TO BE COPIED OR USED WITHOUT THE APPROVAL OF CLEVELAND RANGE.

ASSEMBLED UNIT

NOTE:

- REFER TO DRAWING 260AHV FOR STUD LOCATION INSTRUCTIONS.

| LET. | REVISIONS | DATE | BY |
|------|--|----------|-----|
| A | P/Ns 03818 & 08208 OMITTED AND P/N 03058 ADDED PER E.O. 1C-2448 | 08-21-93 | PD |
| B | P/N 585191 WAS P/N 14481, ADDED P/N 105787 & NOTES PER E01C-2554 | 1-25-94 | EAG |

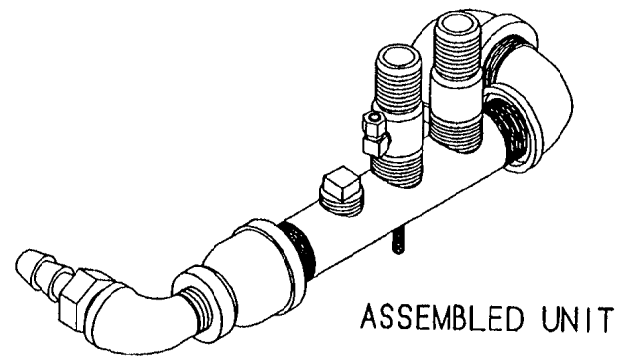
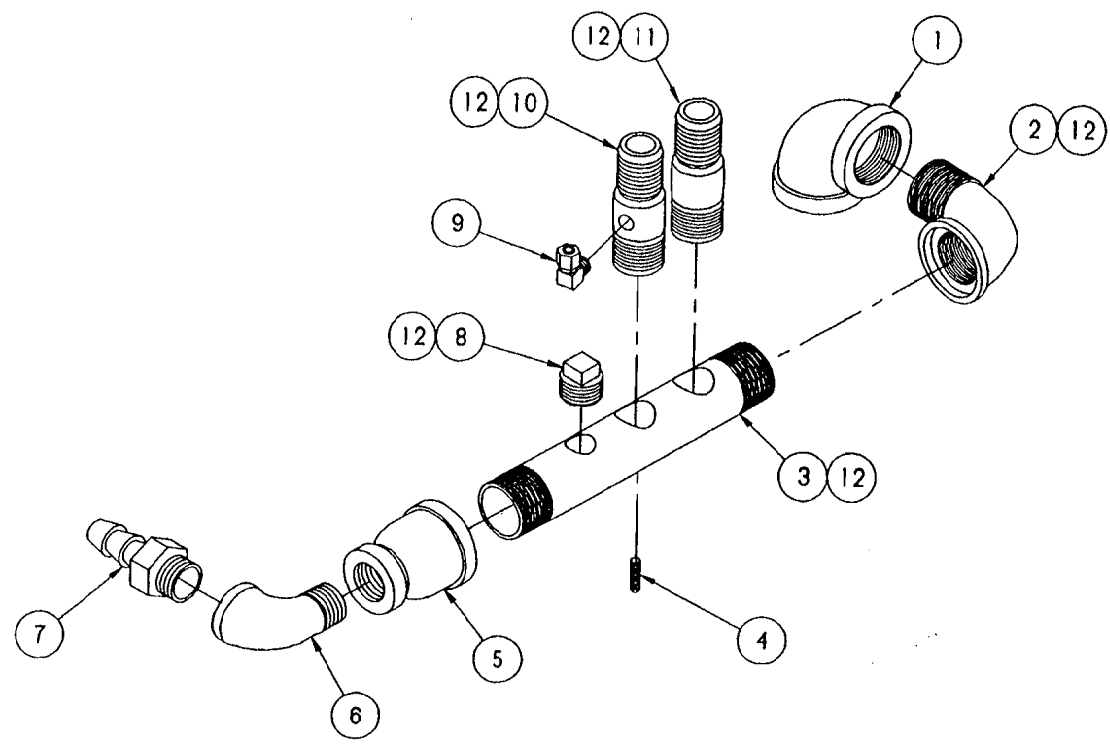


| ITEM | QTY. | PART NO. | DESCRIPTION |
|------|------|----------|---|
| 10 | A/R | 00934 | SEALANT, RECTORSEAL |
| 9 | 1 | 08192 | FITTING, COMP. 1/4 T X 1/8 MPT 90° |
| 8 | 1 | 105787 | FITTING, HOSE BARB 90° 1/8" MPT X 1/4" H |
| 7 | 2 | 585191 | FITTING, HOSE-DRAIN MANIFOLD W/ 1/8" HOLE |
| 6 | 1 | 08209 | FITTING, COMP. 3/4 T X 3/4 NPT, 90° |
| 5 | 1 | 03058 | CAP, PIPE, 1-1/2" MALLEABLE IRON |
| 4 | 1 | 19917 | STUD, WELD 1/4-20 X 7/8, S/S |
| 3 | 1 | 13252 | MANIFOLD, DRAIN 1-1/2 NPT, BLACK |
| 2 | 1 | 05292 | ELBOW, STREET, 1-1/2 NPT X 90°, BLACK |
| 1 | 1 | 05238 | ELBOW, 1-1/2 NPT X 90°, BLACK |

| | | | |
|---|--|--------------------------|-------------|
| TOLERANCES (EXCEPT AS NOTED) | | | |
| CLEVELAND RANGE INC. 1333 East 178th St. Cleveland, Ohio 44110-2574 | | | |
| DECIMAL ± N/A | SCALE 1/2" = 1" | DRAWN BY DUTCHMAN | APPROVED BY |
| ANGULAR ± N/A | TITLE DRAIN, MANIFOLD ASSEMBLY 24CGM | | |
| CK | DATE 10-01-91 | DRAWING NO. C - 42750 | REV. B |

THIS DESIGN DESCRIBES A PROPRIETARY ITEM AND IS THE PROPERTY OF CLEVELAND RANGE. THIS DRAWING IS NOT TO BE COPIED OR USED WITHOUT THE APPROVAL OF CLEVELAND RANGE.

| LET. | REVISIONS | DATE | BY |
|------|--|----------|-------|
| - | PRODUCTION RELEASE E.O. #C-1994 | 08-23-91 | P.J.D |
| A | P/N 14947 & 20205 OMITTED AND P/N 08240 WAS QTY. OF 2 PER E.O. #C-2448 | 08-22-93 | P.J.D |



ASSEMBLED UNIT

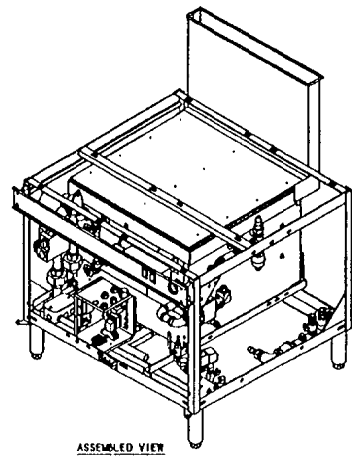
| ITEM | QTY. | PART NO. | DESCRIPTION |
|------|------|----------|---|
| 12 | A/R | 00934 | SEALANT, RECTORSEAL |
| 11 | 1 | 14481 | FITTING, BARB 1" H X 1" MPT S/S |
| 10 | 1 | 585191 | FITTING, HOSE, DRAIN MANIFOLD W/ 1/8 HOLE |
| 9 | 1 | 08192 | FITTING, COMP. 1/4 T X 1/8 MPT 90° |
| 8 | 1 | 18808 | PLUG, SQ. HEAD, 3/4" PIPE, BLACK |
| 7 | 1 | 08240 | FITTING, HOSE BARB 3/4 H X 3/4 MPT |
| 6 | 1 | 05259 | ELBOW, STREET 3/4 X 90°, BLACK |
| 5 | 1 | 03816 | COUPLING, RED. 1-1/2 X 3/4, BLACK |
| 4 | 1 | 19917 | STUD, WELD 1/4-20 X 7/8, S/S |
| 3 | 1 | 13252 | MANIFOLD, DRAIN 1-1/2 NPT, BLACK |
| 2 | 1 | 05292 | ELBOW, STREET 1-1/2 NPT X 90° BLACK |
| 1 | 1 | 05238 | ELBOW, 1-1/2 NPT X 90°, BLACK |

| | | | |
|---------------------------------|--|--|-------------|
| TOLERANCES (EXCEPT AS NOTED) | | CLEVELAND RANGE INC. 1333 East 179th St., Cleveland, Ohio 44110-2574 | |
| DECIMAL ± N/A | SCALE 1/2" | DRAWN BY P. J. D. | APPROVED BY |
| ANGULAR ± N/A | TITLE PIPING ASSEMBLY, DRAIN 38CGM/SM, 38CGM/LG, 38CEM, 24CSM, 38CSM | | |
| CK | DATE 08-13-91 | DRAWING NO. C - - 1 | REV. A |

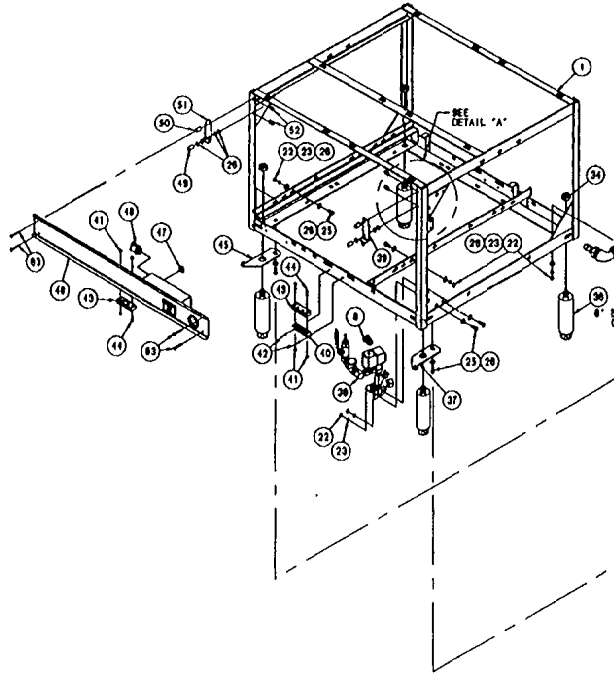
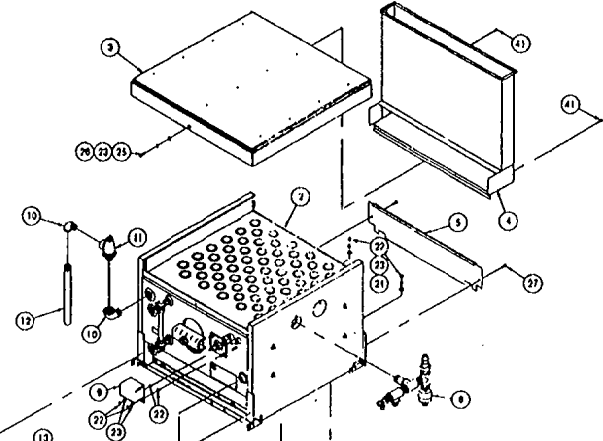
THIS DESIGN DESCRIBES A PROPRIETARY ITEM AND IS THE PROPERTY OF CLEVELAND RANGE. THIS DRAWING IS NOT TO BE COPIED OR USED WITHOUT THE APPROVAL OF CLEVELAND RANGE.

| REV. | REVISIONS | DATE | BY |
|------|----------------------------------|----------|-----|
| A | ADDED P/M 10888, P/M 23110 WAS | 01-20-84 | EAC |
| - | QTY1261, P/M 10899 WAS 14083 | | |
| - | P/M 42751 WAS 10499 E.O. AC-2043 | | |

NOTES:
 1. PROPANE UNITS ONLY. USE ITEMS INDICATED IN ADDITION TO CALLED OUT ITEMS. ITEMS USED WITH PROPANE ARE NOT SHOWN FOR CLARITY.

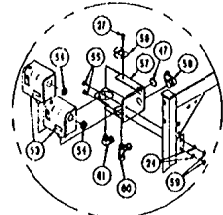


ASSEMBLED VIEW



SEE DETAIL "A"

MALET LEO RHOM (STANDARD)



DETAIL A

SEE NOTE 1

| ITEM | QTY | PART NO. | DESCRIPTION |
|------|-----|----------|--|
| 83 | 4 | 10888 | SCREW, TRSS HD, PH. PS., 10-14 X 1-1/2 |
| - | 1 | 32011 | BAFFLE, FRONT BURNER, GAS, LP ONLY |
| - | 2 | 52435 | BAFFLE, SIDE |
| 62 | A/R | 00954 | SEALANT, RECTORSSEAL |
| 61 | 1 | 08190 | FITTING, COMP, 3/8 X 1/4 NPT 90° |
| 60 | 1 | 100883 | FITTING, COMP TEE 3/8 X 1/4 NPT X 5/8 |
| 59 | 2 | 14888 | NUT, HEX, 1/4-20 X 3/8 |
| 58 | 1 | 103317 | CONNECTOR, 1/2 X 90° BRASS/PTFE |
| 57 | 1 | 528241 | BRACKET, PRESSURE SWITCH, ONE/LEG |
| 56 | 1 | 52499 | BRACKET, PRESSURE SWITCH RETAINER |
| 55 | 2 | 15218 | SCREW, HEX HEAD, 1/4-20 X 3/8 S/S |
| 54 | 2 | 02559 | BUSHING, INSULATING 3/8 X 1/2 HEX OD |
| 53 | 2 | 15947 | SWITCH, PRESSURE CONTROL |
| 52 | 4 | 100899 | NUT, SLIP ON, 10-24, TINNERMAN |
| 51 | 1 | 412192 | BRACKET, ASS'Y., TOP HINGE, I.S. |
| 50 | 2 | 15555 | SPACER |
| 49 | 2 | 15552 | SPACER |
| 48 | 1 | 105210 | CONNECTOR, GREENFIELD 1/2 STRAIGHT |
| 47 | 2 | 18329 | PLUG, SHUT-IN, 1/2" FOR 7/8" HOLE |
| 46 | 1 | 104887 | COORLE ASSY, 250 MB 2 SWITCH |
| 45 | 1 | 102882 | HINGE, LOWER LEFT HINGE |
| 44 | 4 | 18200 | SCREW, HD, HEAD 8-32 X 1 ZINC PLTD |
| 43 | 2 | 03100 | CATCH, MAGNETIC |
| 42 | A/R | 18358 | RIVET, 1/2 DIA, FLUSH BREAK S/S |
| 41 | 1 | 14847 | NUT, HEX 8-32 ZINC PLATED |
| 40 | 1 | 53274 | CLIP, MAGNET CATCH S/S |
| 39 | 1 | 412192 | BRACKET, ASS'Y. TOP HINGE, A.S. |
| 38 | 1 | 44070 | WATER FEED ASSY, REY BEND GEN |
| 37 | 1 | 102883 | HINGE, LOWER RIGHT HINGE |
| 36 | 4 | 06150 | LEG, BALLER 4 |
| 35 | 1 | 42751 | DRATH, ASSEMBLY |
| 34 | 4 | 14888 | NUT, HEX 3/4-10 ZINC PLTD |
| 33 | - | 1009351 | BRACKET, MANIFOLD, 300 MB BASE A.S. |
| 32 | - | 03191 | BRACKET, MANIFOLD, 300 MB BASE S/S |
| 31 | 1 | 44150 | BRACKET, SUPPORT, REAR, 250 MB |
| 30 | 5 | 02497 | BURNER ASSEMBLY GAS |
| 29 | 2 | 14850 | NUT, HEX, #10-24, B/289 |
| 28 | 2 | 23113 | WASHER, SPALL LOCK #18 ZINC PLATED |
| 27 | 5 | 19140 | SCREW, HEX WASHER HEAD, #10 X .5 |
| 26 | 22 | 23118 | WASHER, FLAT 1/4 X 5/8 X .065 |
| 25 | 11 | 19288 | SCREW, HEX HEAD, 1/4-20 X 3/4 |
| 24 | 1 | 25137 | WASHER, LOCK, INT, TOOTH, 1/4 S/S |
| 23 | 14 | 23101 | WASHER, LOCK 1/4 NAT LK STYLE |
| 22 | 13 | 14818 | NUT, HEX 1/4-20 S/S |
| 21 | - | 15450 | ORIFICE, LP GAS, #18 DRILL |
| 20 | - | 15453 | ORIFICE, NAT GAS, #28 DRILL |
| 19 | 1 | 52802 | BRACKET, ALTOGHER MANIFOLD |
| 18 | - | 42921 | MANIFOLD, ASSY, REY BEND 250 MB |
| 17 | - | 42974 | VALVE ASSY, LARGE GAS, LP |
| 16 | - | 43664 | VALVE ASSY, NATURAL GAS 250/300 MB |
| 15 | 1 | 10092801 | BOX, ELECT, ASSY FOR GAS 2 PROBE |
| 14 | 1 | 44109 | CABLE, IGNITION ASSEMBLY |
| 13 | 1 | 40840 | BAFFLE, FRONT 250 MB |
| 12 | 1 | 15267 | SCREW, PAN HEAD, #10-24 X .5 LG S/S |
| 11 | 1 | 44090 | BOX, IGNITER ASSEMBLY |
| 10 | 2 | 14407 | HIPPLE, Y.D.E., 3/4" Y 8" BLACK |
| 9 | 1 | 22131 | VALVE, SAFETY, 3/4" 13 PSI BRONZE |
| 8 | 2 | 03250 | ELBOW, STREET, 3/4" 90° BLACK |
| 7 | 2 | 52305 | BOX, PROBE, GREENFIELD S/S STRAIGHT |
| 6 | 1 | 40811 | BLOWDOWN ASSY, POL, CYCLONE, GAS |
| 5 | 1 | 428122 | STEAM OUTLET ASSEMBLY |
| 4 | 1 | 52192 | BAFFLE, REAR, 250/300 MB |
| 3 | - | 1011301 | FLUE FITTER ASSY, INTERNAL |
| 2 | 1 | 1008811 | CELLICOR, ASSY, TOP FLUE, LG GAS |
| 1 | 1 | 407431WP | GAS GENERATOR ASSY, W/REF PLATS |
| 0 | - | 411201 | BASE, WELDMENT, 300MB, A.C.S |
| 0 | - | 41120 | BASE WELDMENT, 300MB S/S |

REF

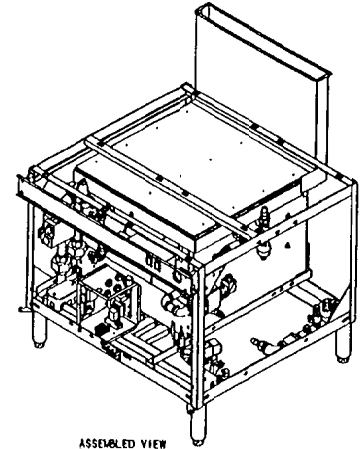
| CLEVELAND RANGE INC. | | | |
|---|---|-------------|-------------|
| 1233 East 1781st St. Cleveland, Ohio 44110-2174 | | | |
| DESIGNED BY | SCALE | DRAWN BY | APPROVED BY |
| 1008811 | 1/2"=1" | E. ORLIVEAS | H.L. |
| TITLE | BASE ASSEMBLY, GENERATOR, 300 MB, GAS, 250 MB | | |
| DATE | DRAWING NO. | REV. | |
| 10-14-83 | D - DCE0007 | A | |

THIS DESIGN DESCRIBES A PROPRIETARY ITEM AND IS THE PROPERTY OF CLEVELAND RANGE. THIS DRAWING IS NOT TO BE COPIED OR USED WITHOUT THE APPROVAL OF CLEVELAND RANGE.

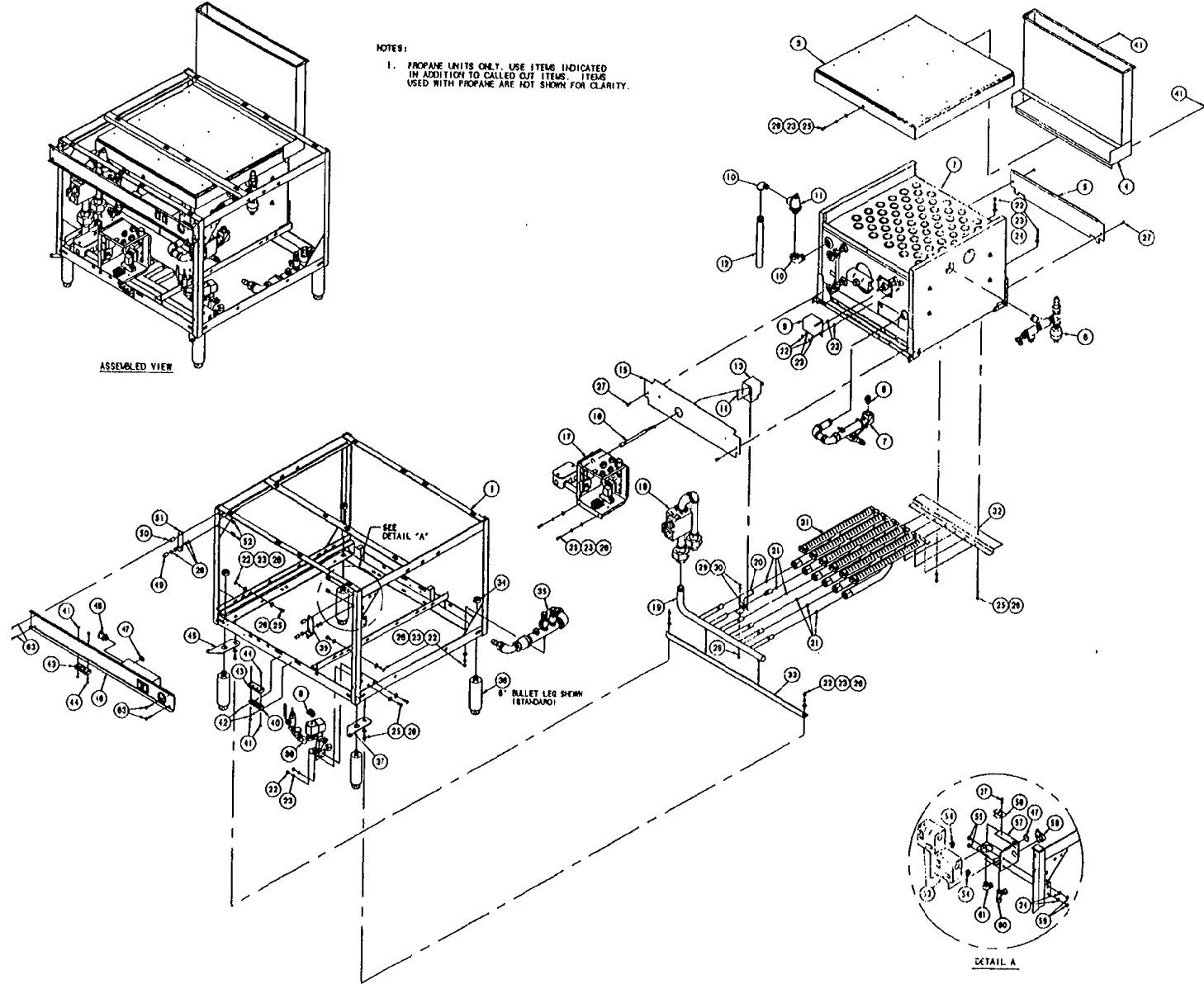
NEXT ASS'Y: DCE0023

| LET. | REVISIONS | DATE | BY |
|------|-----------------------------------|----------|-----|
| A | ADDED P/N 10488, P/N 23118 WAS | 05-20-84 | GLC |
| - | QTY(261), P/N 10484 WAS 1484 | | |
| - | P/N 42781 WAS 104911 E.O. 4C-2843 | | |

NOTES:
 1. PROPANE UNITS ONLY. USE ITEMS INDICATED IN ADDITION TO CALLED OUT ITEMS. ITEMS USED WITH PROPANE ARE NOT SHOWN FOR CLARITY.



ASSEMBLED VIEW



SEE NOTE 1

| QTY | P/N | DESCRIPTION |
|-----|----------|---------------------------------------|
| 4 | 106698 | SCREW, TREE TD, PHILPS, 10-24 X 1-1/2 |
| 1 | 32913 | BAFFLE, FRONT BURNER, GAS, LP ONLY |
| 1 | 32915 | BAFFLE, SIDE |
| 2/A | 02934 | SEALANT, RECTANGULAR |
| 1 | 04196 | FITTING, COMP, 3/8 X 1/4 NPT, 90° |
| 1 | 100893 | NUT, HEX JAW, 1/4-20, 8/8 |
| 2 | 14888 | CONNECTION, 1/2 X 90° ORIFITTE |
| 1 | 10547 | BRACKET, PRESSURE SWITCH, GAS/ELECT |
| 1 | 52421 | BRACKET, PRESSURE SWITCH RETAINER |
| 1 | 19218 | SCREW, HEX HEAD, 1/4-20 X 3/8 8/8 |
| 2 | 07599 | BUSHING, INSULATING 3/8 X 1/2 METAL |
| 2 | 19947 | SWITCH, PRESSURE CONTROL |
| 1 | 106899 | NUT, SLIP ON, 10-24, TYPENORM |
| 1 | 41282 | BRACKET, ASSY., TOP HINGE, L.S. |
| 2 | 19355 | SPACER |
| 2 | 19352 | SPACER |
| 2 | 193210 | CONNECTION, GREENFIELD 1/2 STRAIGHT |
| 2 | 19329 | FLUE, 8 1/2 IN. 1/2 FOR 1/2" HOLE |
| 1 | 048074 | CONTROL ASSY, 300 MH 2 SWITCH |
| 1 | 020842 | HINGE, LOWER LEFT HINGE |
| 1 | 19206 | SCREW, HD, HEAD 4-32 X 1 ZINC PLTD |
| 3 | 03100 | CATCH, MAGNETIC |
| 2/A | 18336 | NUT, 1/8 DIA, FLUSH BREAK 5/8 |
| 1 | 18174 | NUT, HEX 8-32 ZINC PLATED |
| 1 | 53274 | CLIP, MAGNET CATCH 5/8 |
| 1 | 41282 | BRACKET, ASSY., TOP HINGE, R.S. |
| 1 | 44070 | WATER FEED ASSY, REV BEND GEN |
| 1 | 1020693 | HINGE, LOWER RIGHT HINGE |
| 1 | 09156 | LEG, BULLET |
| 1 | 42781 | DRAIN, ASSEMBLY |
| 1 | 14888 | NUT, HEX JAW 3/4-10 ZINC PLTD |
| 1 | 1003551 | BRACKET, MANIFOLD, 300 MH BASE A.S. |
| 1 | 03184 | BRACKET, MANIFOLD, 300 MH BASE 3/8 |
| 1 | 41181 | BRACKET, SUPPORT, REAR, 300 KBTU |
| 1 | 02491 | BRACKET, SUPPORT, REAR, 300 KBTU |
| 2 | 14839 | NUT, HEX, #10-24, 8/8 |
| 2 | 23113 | WASHER, SPILT LOCK #10 ZINC PLATED |
| 1 | 19594 | SCREW, ROUND HEAD, #10-24 X 7/8 LG. |
| 1 | 19146 | SCREW, HEX HEAD, #10 X 3 |
| 2 | 23118 | WASHER, #10 1/4 X 3/8 X .045 |
| 1 | 10268 | SCREW, HEX HEAD, 1/4-20 X 3/4 |
| 1 | 23137 | WASHER, LOCK INT. TOOTH, 1/4 5/8 |
| 1 | 23105 | WASHER, LOCK 1/4 KATLING STYLE |
| 1 | 14118 | NUT, HEX 1/4-20 8/8 |
| 1 | 15150 | ORIFITCE, LP GAS, 4/8 DRILL |
| 1 | 15153 | ORIFITCE, NAT GAS, 1/8 DRILL |
| 1 | 32802 | BRACKET, ALUMINUM MANIFOLD |
| 1 | 40922 | MANIFOLD, ASSY, REV BEND 300 KBTU |
| 1 | 42874 | VALVE ASSY, LARGE GAS, LP |
| 1 | 04864 | VALVE, NATURAL GAS 210/300 KBTU |
| 1 | 10092901 | BOX, ELECT, ASSY FOR GAS 2 PROBE |
| 1 | 44169 | CABLE, IGNITION ASSEMBLY |
| 1 | 40842 | BAFFLE, FRONT, 300 KBTU N/A |
| 1 | 19287 | SCREW, PAN HEAD, #10-24 X 3 LG 3/8 |
| 1 | 44050 | BOX, IGNITER ASSEMBLY |
| 1 | 14187 | HITPALE, T.O.E., 3/4 X 9", BLACK |
| 1 | 22131 | VALVE, SAFETY, 3/4" 15 PSI BRONZE |
| 2 | 05359 | ELBOW, STREET, 3/4", 90° BLACK |
| 1 | 52005 | BOX, PROBE COVER, 2 PROBES, A.C.S. |
| 2 | 103243 | CONNECTION, GREENFIELD 3/8 STRAIGHT |
| 1 | 40611 | BLOWDOWN ASSY, RCL, CYCLORE, GAS |
| 1 | 428122 | STEAM OUTLET ASSEMBLY |
| 1 | 52192 | BAFFLE, REAR, 210/300 KBTU |
| 1 | 1011901 | FLUE RISER ASSY, INTERNAL |
| 1 | 100911 | COLLECTOR ASSY, TOP ZINC LG GAS |
| 1 | 407431MP | GAS GENERATOR ASSY, W/DEF PARTS |
| 1 | 411201 | BASE WELDMENT, 300MH, A.C.S. |
| 1 | 41120 | BASE WELDMENT, 300MH, 8/8 |

REF

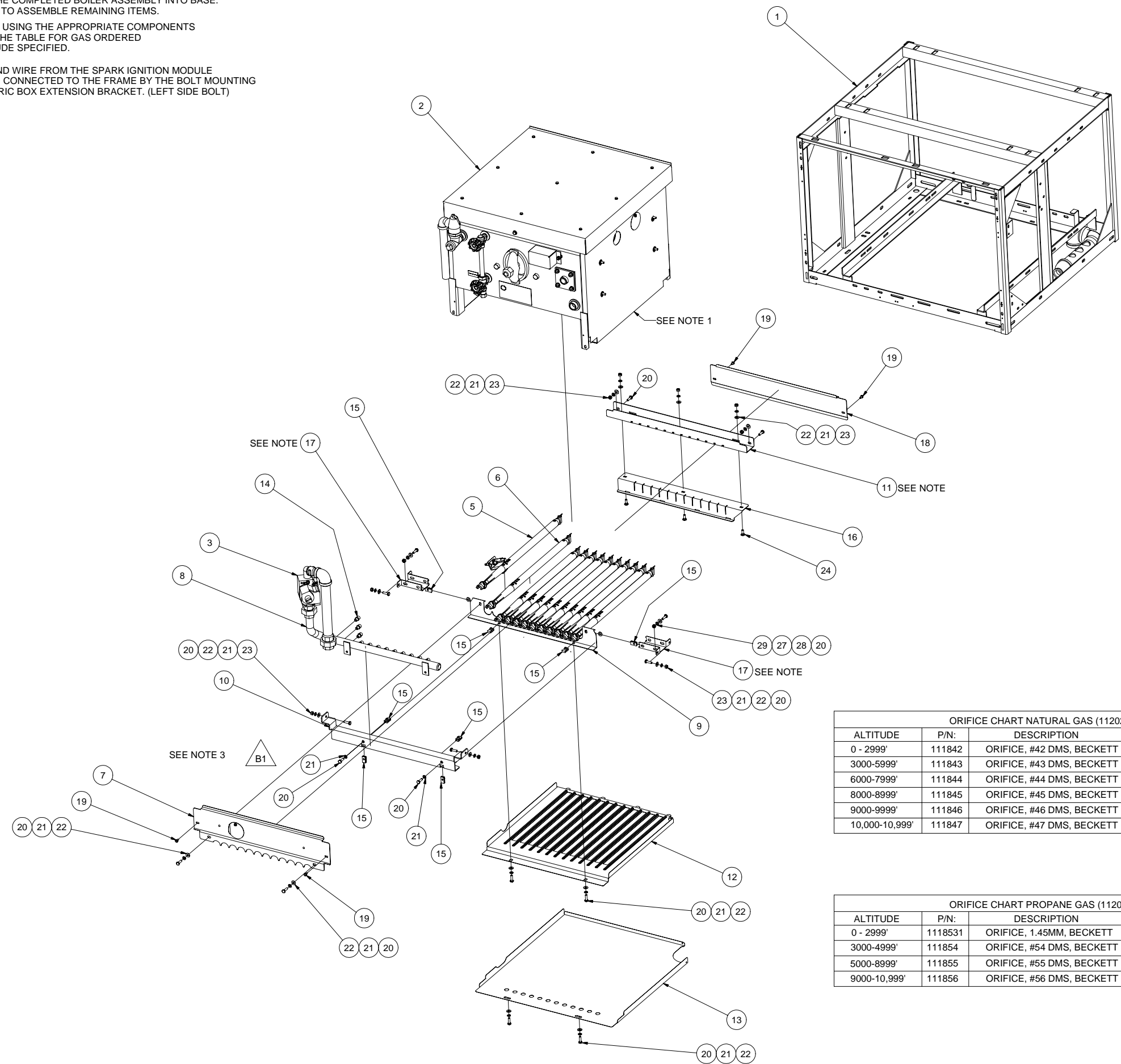
THIS DESIGN DESCRIBES A PROPANE ITEM AND IS THE PROPERTY OF CLEVELAND RANGE INC. THIS DRAWING IS NOT TO BE USED WITHOUT THE APPROVAL OF CLEVELAND RANGE INC.

NEXT ASSY: D020024

| | | | |
|---|-----------|------------|-------------|
| CLEVELAND RANGE INC. | | | |
| 1833 East 17811 St., Cleveland, Ohio 44110-2174 | | | |
| DECIMAL | SCALE | DRAWN BY | APPROVED BY |
| 1/8" | 1/8" | E. ORTVEAS | MLT |
| TITLE | BASE ASSY | GENERATOR | KBTU |
| DATE | DRAWING | | REV |
| 10-15-83 | | DCE0009 | A |

- NOTE:
1. INSTALL ITEM 12 AND TWO ITEM 18 WITH INDICATED FASTENERS ONTO BOILER LEGS BEFORE INSTALLING SIDE INSULATION PANELS. INSTALL THE COMPLETED BOILER ASSEMBLY INTO BASE. CONTINUE TO ASSEMBLE REMAINING ITEMS.
 2. ASSEMBLE USING THE APPROPRIATE COMPONENTS NOTED IN THE TABLE FOR GAS ORDERED AND ALTITUDE SPECIFIED.
 3. THE GROUND WIRE FROM THE SPARK IGNITION MODULE SHOULD BE CONNECTED TO THE FRAME BY THE BOLT MOUNTING THE ELECTRIC BOX EXTENSION BRACKET. (LEFT SIDE BOLT)

| LET. | DESCRIPTION | DATE | BY |
|------|---|----------|-----|
| A | PRODUCTION RELEASE PER EO# C-7160 | 08-14-06 | LPH |
| B | 1.) CHANGED IGNITION MODULE GROUND WIRE LOCATION | 12-05-06 | DS |
| - | 2.) ADDED NOTE 3, PER EO #C-7247 (REF ECR 06-156) | - | - |



| ALTITUDE | P/N: | DESCRIPTION | HOLE SIZE |
|----------------|--------|---------------------------|-----------------------|
| 0 - 2999' | 111842 | ORIFICE, #42 DMS, BECKETT | #42(0.094± 0.001 REF) |
| 3000-5999' | 111843 | ORIFICE, #43 DMS, BECKETT | #43(0.089± 0.001REF) |
| 6000-7999' | 111844 | ORIFICE, #44 DMS, BECKETT | #44(0.086± 0.001 REF) |
| 8000-8999' | 111845 | ORIFICE, #45 DMS, BECKETT | #45(0.082± 0.001 REF) |
| 9000-9999' | 111846 | ORIFICE, #46 DMS, BECKETT | #46(0.081± 0.001 REF) |
| 10,000-10,999' | 111847 | ORIFICE, #47 DMS, BECKETT | #47(0.079± 0.001 REF) |

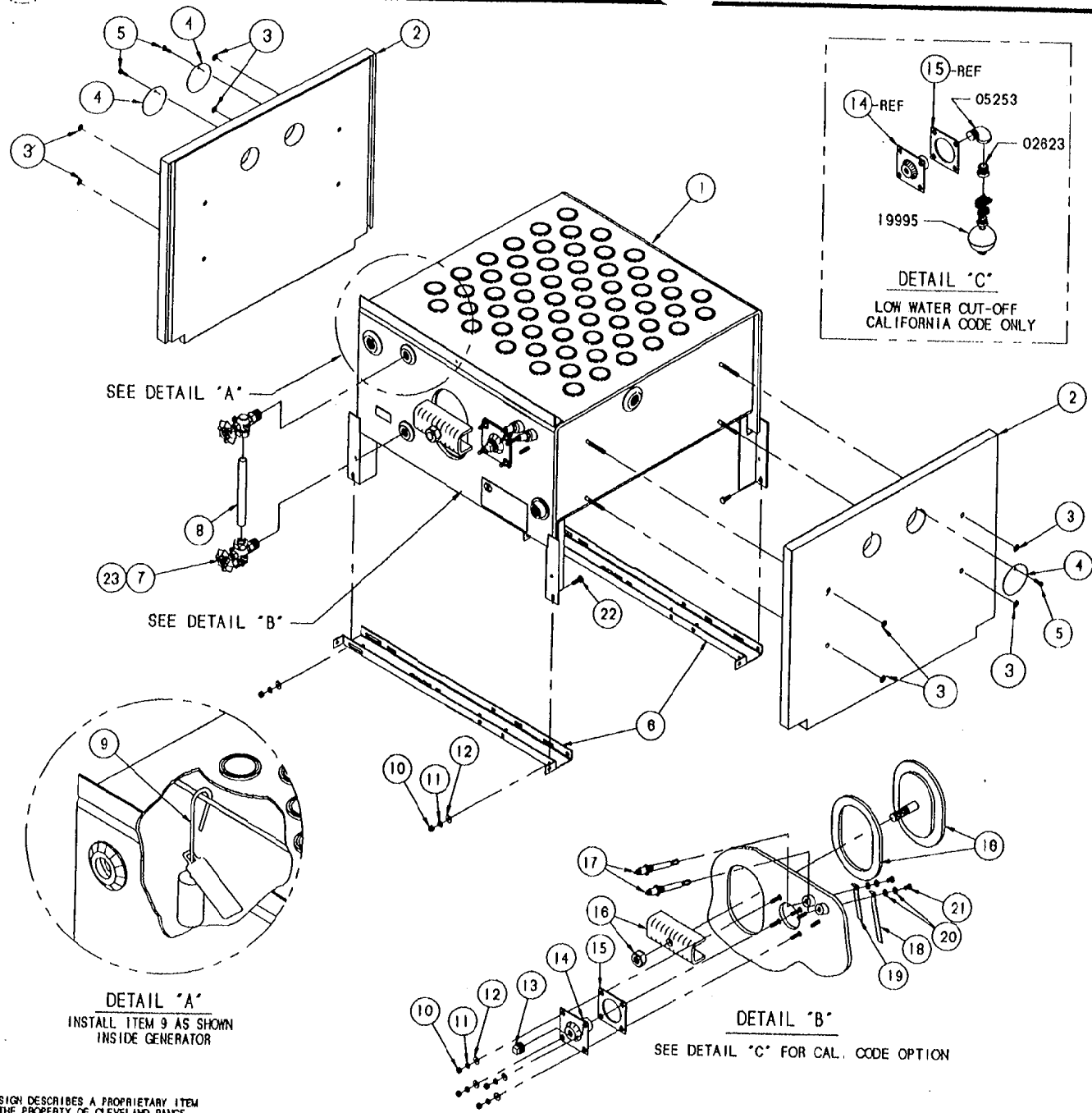
| ALTITUDE | P/N: | DESCRIPTION | HOLE SIZE |
|--------------|---------|---------------------------|--------------------------|
| 0 - 2999' | 1118531 | ORIFICE, 1.45MM, BECKETT | 1.45MM(0.057± 0.001 REF) |
| 3000-4999' | 111854 | ORIFICE, #54 DMS, BECKETT | #54(0.055± 0.001 REF) |
| 5000-8999' | 111855 | ORIFICE, #55 DMS, BECKETT | #55(0.052± 0.001 REF) |
| 9000-10,999' | 111856 | ORIFICE, #56 DMS, BECKETT | #56(0.047± 0.001 REF) |

| | | | |
|----|----|---------|--|
| 26 | 1 | 109196 | GENERATOR ASSY WELDMENT 2 PROBE, GAS, LARGE |
| 25 | 1 | 100332 | YOKE, 3 X 4 HANDHOLE GENERATOR |
| 24 | 3 | 111273 | SCREW, CARRIAGE, 1/4-20x3/4, SST (RND HEAD, SQ NECK) |
| 23 | 17 | 14618 | NUT, HEX, 1/4-20, STAINLESS STEEL |
| 22 | 17 | 23116 | WASHER, FLAT, .281 ID x.625 OD x .065 THK, SST |
| 21 | 18 | 23105 | WASHER, LOCK, 1/4" KATLINK STYLE, SST |
| 20 | 16 | 19288 | SCREW, 1/4-20 X 3/4, HEX, HD, ZINC PLATED |
| 19 | 6 | 19148 | SCREW, HEX WASHER HD, #10 x 1/2, TYPE AB, ZINC PLTD |
| 18 | 1 | 111973 | BAFFLE, REAR, 300K GAS |
| 17 | 2 | 111760 | BRACKET, FRONT, BOILER MOUNTING |
| 16 | 1 | 111363 | SUPPORT, BURNER, REAR 300K BTU, BECKETT BURNER |
| 15 | 8 | 110581 | NUT, "U" TYPE (EXTRUDED) #1/4-20 UNC-2B THREAD |
| 14 | 12 | - | ORIFICE - FROM TABLE |
| 13 | 1 | 111371 | COVER, BURNER, BOTTOM, 300 K BTU |
| 12 | 1 | 111368 | BAFFLE, BOTTOM, 300K BTU, BECKETT BURNER |
| 11 | 1 | 1113631 | SUPPORT, BOILER, REAR 300K BTU, BECKETT BURNER |
| 10 | 1 | 111359 | BRACKET, MOUNTING, BURNER MANIFOLD, 300K |
| 9 | 1 | 111362 | COVER, FRONT LOWER, BURNER, 300K, BECKETT BURNER |
| 8 | 1 | 111234 | MANIFOLD, GAS BASE, 300K BECKETT BURNER |
| 7 | 1 | 112025 | ASSEMBLY, FRONT BAFFLE, INSULATED, 300KBTU |
| 6 | 11 | 111355 | BURNER, BECKETT, TUBE, 1", GAS BASE AND STEAMCHEF |
| 5 | 1 | 111447 | ASSY, BURNER & IGNITOR |
| 4 | - | 112027 | ASSEMBLY, VALVE, LP GAS - 300 BTU, BECKETT GAS BURNER |
| 3 | - | 112026 | ASSEMBLY, VALVE, NATURAL GAS - 300 BTU, BECKETT GAS BURNER |
| 2 | 2 | 1009801 | INSULATION PANEL ASSY,R/L SIDE,REV BEND GEN |
| 1 | 1 | REF | BASE - GENERIC WELDMENT 900 & 10050M |

SEE NOTE 2

SEE NOTE 2

| ITEM | QTY | REF NO. | DESCRIPTION |
|---|--------|---|-----------------------------|
| CLEVELAND RANGE, I.L.C. 1333 East 179th St., Cleveland, Ohio 44110-2574 <small>THIS SECTION DESCRIBES A PROPRIETARY ITEM AND IS THE PROPERTY OF CLEVELAND RANGE. THIS DRAWING IS NOT TO BE COPIED OR USED WITHOUT THE APPROVAL OF CLEVELAND RANGE.</small> | | | |
| TOLERANCES (UNLESS OTHERWISE NOTED) | | DO NOT SCALE PRINTED DRAWING | DRAWN BY LPH DATE 8/14/2006 |
| DECIMAL ± 0.030 | | TITLE INSTRUCTIONS - BURNER ASSEMBLY LARGE GAS 900M & 1050M | |
| ANGULAR ± 1° | SIZE D | DRAWING NO. 112030 | SHEET 1 OF 1 REV B |



| NO. | QTY. | PART NO. | DESCRIPTION |
|-----|------|----------|--------------------------------------|
| 23 | A/R | 00934 | SEALANT, RECTORSAL |
| 22 | 4 | 19288 | SCREW, HEX HEAD, 1/4-20 X 3/4 |
| 21 | 2 | 19218 | SCREW, HEX HEAD, 1/4-20 X 3/8 S/S |
| 20 | 4 | 23151 | WASHER, INTERNAL TOOTH LOCK, 1/4 |
| 19 | 1 | 82452 | EXTENSION, WATER PROBE 1/2 X 3-1/8 |
| 18 | 1 | 82453 | EXTENSION, WATER PROBE, 1/2 X 4-5/8 |
| 17 | 2 | 18871 | PROBE WARRICK, 4-5/16" LG |
| 16 | 1 | 40421 | HAND HOLE PLATE & BAR ASSM |
| 15 | 1 | 07128 | GASKET, HEATER |
| 14 | 1 | 41943 | PLATE, MOUNTING |
| 13 | 1 | 18602 | PLUG, SQUARE 1/2 PIPE, BLACK |
| 12 | 8 | 23116 | WASHER, FLAT, 1/4 S/S |
| 11 | 8 | 23105 | WASHER, SPLIT LOCK, 1/4 S/S |
| 10 | 8 | 14618 | NUT, HEX, 1/4 - 20 S/S |
| 9 | 1 | 43895 | ANODE ASSM CORROSION PREVENTATIVE |
| 8 | 1 | 07302 | GAUGE, WATER, 5/8 X 6, GLASS |
| 7 | 1 | 07176 | GAUGE, FITTINGS, WATER, 1/2" |
| 6 | 2 | 89987 | SUPPORT, GEN MTG CHANNEL 900/1050MM |
| 5 | 3 | 19148 | SCREW, HEX WASH HD, #10 X 1/2 |
| 4 | 3 | 105539 | DISK, HOLE COVER, SIDE INSUL. PANEL |
| 3 | 8 | 14283 | FASTENER, PUSHNUT, 1/4" STUD DIA. |
| 2 | - | 1009802 | PANEL, INSULATION ASM, RT/LT LP |
| 1 | - | 100980 | PANEL, INSULATION ASM, RT/LT NAT GAS |
| 1 | 1 | 407431 | GENERATOR ASSY, GAS-WELDMENT |

DETAIL "A"
INSTALL ITEM 9 AS SHOWN
INSIDE GENERATOR

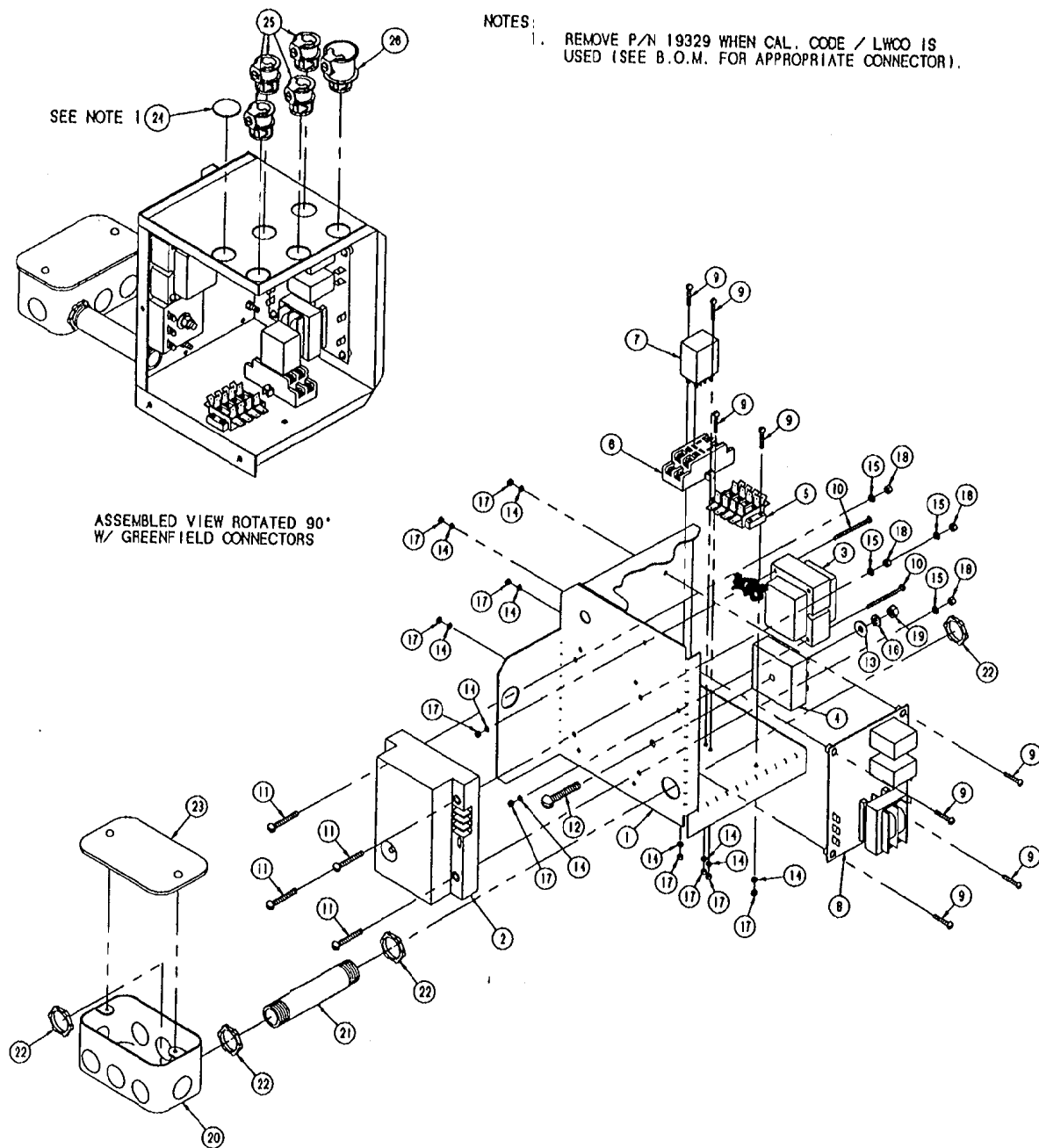
DETAIL "B"
SEE DETAIL "C" FOR CAL. CODE OPTION

THIS DESIGN DESCRIBES A PROPRIETARY ITEM AND IS THE PROPERTY OF CLEVELAND RANGE. THIS DRAWING IS NOT TO BE COPIED OR USED WITHOUT THE APPROVAL OF CLEVELAND RANGE.

| | | | |
|------------------------------|--|------------------|------|
| TOLERANCES (EXCEPT AS NOTED) | | | |
| DECIMAL | SCALE | DRAWN BY GRIVEAS | |
| ± N/A | 3/16 | APPROVED BY M.T. | |
| ANGULAR | TITLE | | |
| ± N/A | GAS GENERATOR ASSEMBLY 5/8 BURNER, W/ REFERENCE PARTS | | |
| OK | DATE | DRAWING NO. | REV. |
| | 10-14-93 | C-407431WP | - |

NOTES:
 1. REMOVE P/N 19329 WHEN CAL. CODE / LWCO IS USED (SEE B.O.M. FOR APPROPRIATE CONNECTOR).

SEE NOTE 1



| ITEM | QTY. | PART NO. | DESCRIPTION |
|------|------|----------|--|
| 26 | 1 | 105246 | CONNECTOR, GREENFIELD, 1/2" SHAPTTITE |
| 25 | 4 | 105243 | CONNECTOR, GREENFIELD, 3/8" SHAPTTITE |
| 24 | 1 | 19329 | PLUG, SNAP-IN, 1/2" FOR 1/8" HOLE |
| 23 | 1 | 02368 | COVER, HANDI-BOX |
| 22 | 4 | 14614 | NUT, LOCK, 1/2", ELECTRICAL |
| 21 | 1 | 14334 | NIPLLE, 1/2" x 4", BLACK |
| 20 | 1 | 02361 | BOX, HANDI-BOX, ELECTRICAL |
| 19 | 1 | 14618 | NUT, HEX, 1/4-20, S/S, FULL FINISH |
| 18 | 4 | 14598 | NUT, HEX, 8-32, ZINC PLATED |
| 17 | 10 | 14674 | NUT, HEX, 8-32, ZINC PLATED |
| 16 | 1 | 23105 | WASHER, SPLIT LOCK, 1/4", S/S |
| 15 | 4 | 101337 | WASHER, INTERNAL TOOTH LOCK, 18 |
| 14 | 10 | 23111 | WASHER, INTERNAL TOOTH LOCK, 16 |
| 13 | 1 | 23116 | WASHER, FLAT, 1/4" ID x .065" THK |
| 12 | 1 | 19265 | SCREW, ROUND HEAD, 1/4-20 x 1.5", S/S |
| 11 | 8 | 19150 | SCREW, ROUND HEAD SLOTTED, 8-32 x 1.25" |
| 10 | 4 | 19149 | SCREW, ROUND HEAD SLOTTED, 8-32 x 1.75" |
| 9 | 2 | 19183 | SCREW, ROUND HEAD SLOTTED, 8-32 x .75" |
| 8 | 1 | 23198 | CONTROL, WATER LEVEL |
| 7 | 1 | 03524 | RELAY, 120 V, 50/60Hz, AC, DPDT |
| 6 | 1 | 03525 | SOCKET, RELAY |
| 5 | 1 | 44184 | TERMINAL BLOCK ASM. - 4 POLE, GAS UNITS |
| 4 | 1 | 20478 | TIMER, SOLID STATE INTERVAL, 3 MINUTE |
| 3 | 1 | 20258 | TRANSFORMER - SPARK IGNITION SUPPLY |
| 2 | 1 | 03516 | CONTROL, MODULE, DIRECT SPARK IGNITION |
| 1 | 1 | 44139 | BOX, WELDMENT, ELECTRIC FOR GAS, 2 PROBE |

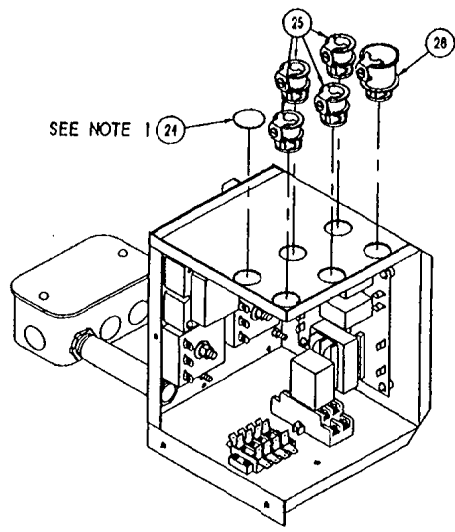
THIS DESIGN DESCRIBES A PROPRIETARY ITEM AND IS THE PROPERTY OF CLEVELAND RANGE. THIS DRAWING IS NOT TO BE COPIED OR USED WITHOUT THE APPROVAL OF CLEVELAND RANGE.

| | | | |
|--|--|--|-------------|
| TOLERANCES (UNLESS OTHERWISE SPECIFIED) | | CLEVELAND RANGE INC. 1303 East 179th St. Cleveland, Ohio 44110-2374 | |
| DECIMAL ± 1/A | SCALE 3/8"=1 | DRAWN BY E.GRIEVEAS | APPROVED BY |
| ANGULAR ± 1/A | TITLE BOX, ELECTRIC ASSEMBLY GAS - 2 PROBE | | |
| DATE CK | DRAWING NO. 2-15-94 | REV. C - 10092901 | |

| LET. | REVISIONS | DATE | BY |
|------|-----------|------|----|
|------|-----------|------|----|

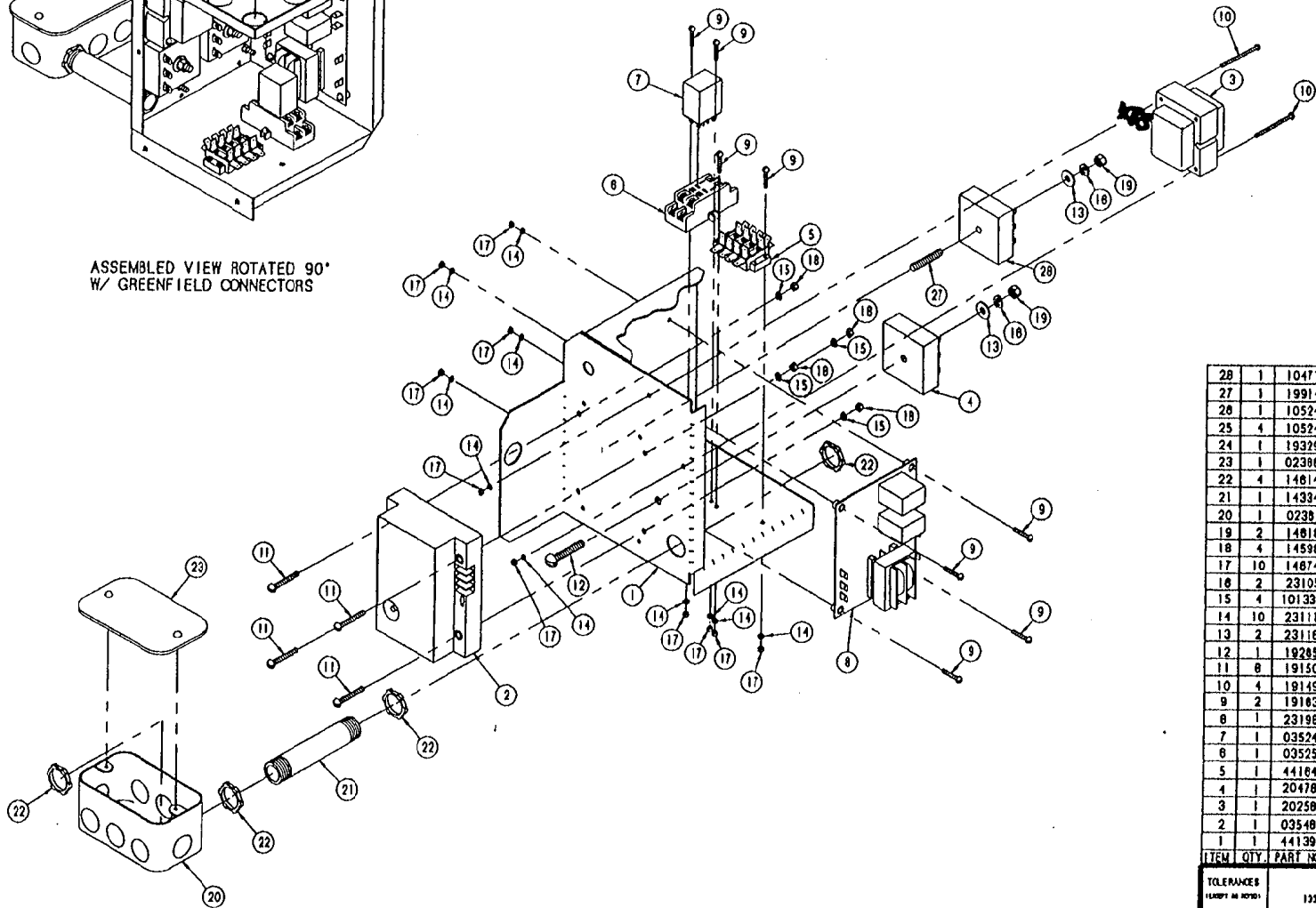
NOTES:

1. REMOVE P/N 19329 WHEN CAL. CODE / LWCO IS USED (SEE B.O.M. FOR APPROPRIATE CONNECTOR).



SEE NOTE 1

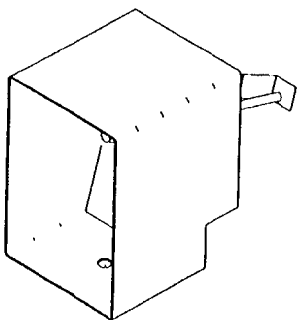
ASSEMBLED VIEW ROTATED 90°
W/ GREENFIELD CONNECTORS



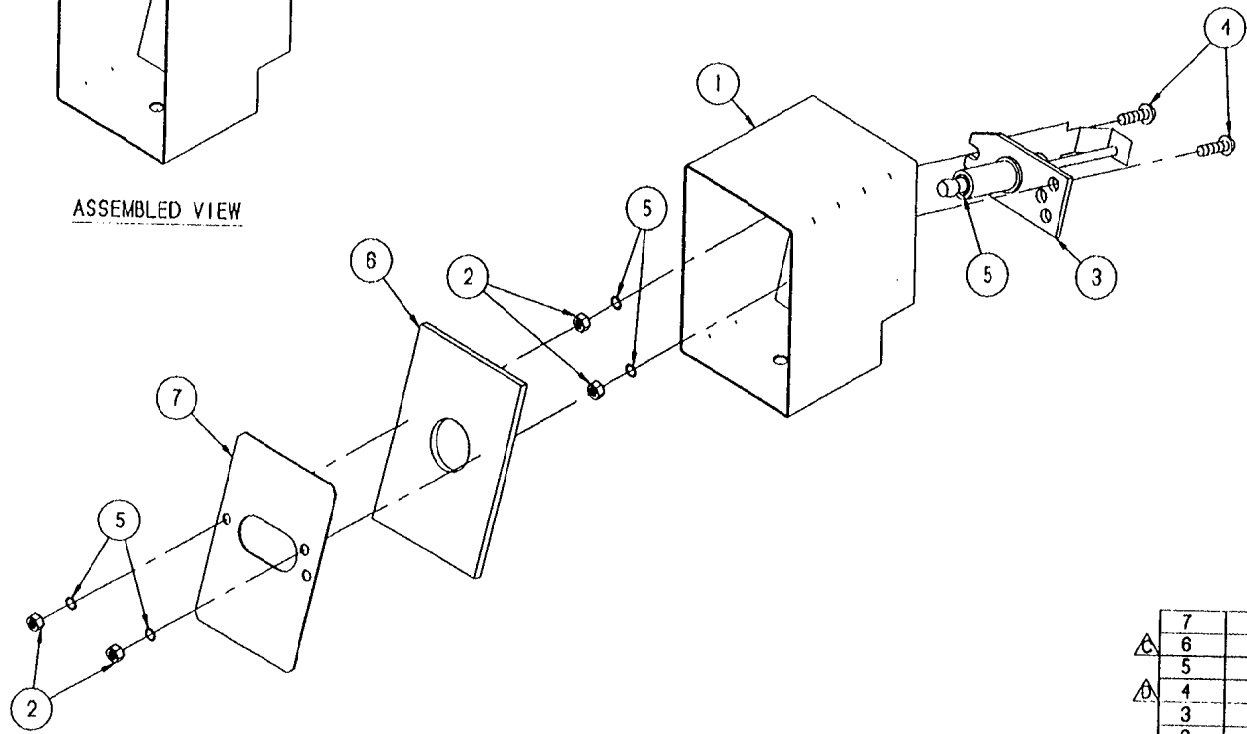
| ITEM | QTY | PART NO. | DESCRIPTION |
|------|-----|----------|--|
| 28 | 1 | 104718 | TIMER, RECYCLING, GENERATOR W/BLOWDOWN |
| 27 | 1 | 19914 | STUD, WELD, STYLE F, 1/4-20 X 1-1/2, S/S |
| 26 | 1 | 105248 | CONNECTOR, GREENFIELD, 1/2" SHAPTEITE |
| 25 | 4 | 105243 | CONNECTOR, GREENFIELD, 3/8" SHAPTEITE |
| 24 | 1 | 19329 | PLUG, SNAP-IN, 1/2" FOR 1/8" HOLE |
| 23 | 1 | 02398 | COVER, HANDI-BOX |
| 22 | 4 | 14814 | NUT, LOCK, 1/2", ELECTRICAL |
| 21 | 1 | 14334 | HIPPLE, 1/2" x 4", BLACK |
| 20 | 1 | 02381 | BOX, HANDI-BOX, ELECTRICAL |
| 19 | 2 | 14818 | NUT, HEX, 1/4-20, S/S, FULL FINISH |
| 18 | 4 | 14598 | NUT, HEX, 8-32, ZINC PLATED |
| 17 | 10 | 14874 | NUT, HEX, 8-32, ZINC PLATED |
| 16 | 2 | 23105 | WASHER, SPLIT LOCK, 1/4", S/S |
| 15 | 4 | 101337 | WASHER, INTERNAL TOOTH LOCK, #8 |
| 14 | 10 | 23111 | WASHER, INTERNAL TOOTH LOCK, #8 |
| 13 | 2 | 23118 | WASHER, FLAT, 1/4" ID x .085" THK |
| 12 | 1 | 19285 | SCREW, ROUND HEAD, 1/4-20 x 1.5", S/S |
| 11 | 8 | 19150 | SCREW, ROUND HEAD SLOTTED, 8-32 x 1.25" |
| 10 | 4 | 18149 | SCREW, ROUND HEAD SLOTTED, 8-32 x 1.75" |
| 9 | 2 | 19183 | SCREW, ROUND HEAD SLOTTED, 8-32 x .75" |
| 8 | 1 | 23198 | CONTROL, WATER LEVEL |
| 7 | 1 | 03524 | RELAY, 120 V, 50/60HZ, AC, DPDT |
| 6 | 1 | 03525 | SOCKET, RELAY |
| 5 | 1 | 44184 | TERMINAL BLOCK ASM - 4 POLE, GAS UNITS |
| 4 | 1 | 20478 | TIMER, SOLID STATE INTERVAL, 3 MINUTE |
| 3 | 1 | 20250 | TRANSFORMER - SPARK IGNITION SUPPLY |
| 2 | 1 | 03548 | CONTROL, MODULE, DIRECT SPARK IGNITION |
| 1 | 1 | 44139 | BOX, WELDMENT, ELECTRIC FOR GAS, 2 PROBE |

THIS DESIGN DESCRIBES A PROPRIETARY ITEM AND IS THE PROPER EVELAND RANGE. THIS DRAWING IS NOT TO BE COPIED OR USED WITHOUT THE APPROVAL OF CLEVELAND RANGE.

| | | | |
|-----------------------------|--------------------------|---|-------------|
| TOLERANCES UNLESS AS NOTED: | | CLEVELAND RANGE, INC. 1333 East 1781st St., Cleveland, Ohio 44110-2574 | |
| DECIMAL ± N/A | SCALE 3/8"=1" | DRAWN BY E. GRIVEAS | APPROVED BY |
| ANGULAR ± N/A | TITLE | BOX, ELECTRIC, ASSEMBLY | |
| | | W/INTERMITTENT BLOWDOWN, G | |
| DATE 2-15-94 | DRAWING NO. C - 10092902 | REV | |



ASSEMBLED VIEW



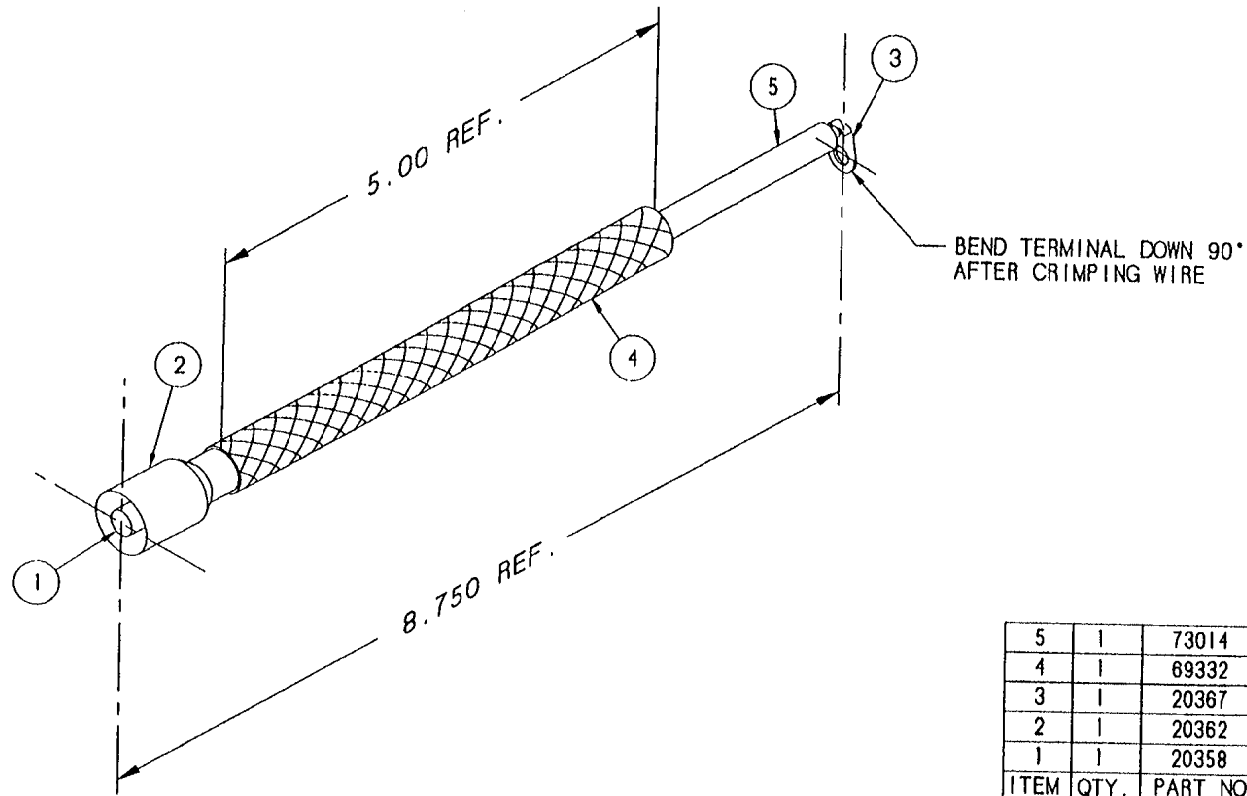
| LET. | REVISIONS | DATE | BY |
|------|---|---------|------|
| A | WAS C-44097 | 1-24-84 | NEAL |
| B | ITEM 1 WAS C-52823, ECN 1054 | 3-6-86 | DP |
| C | ADD P/N B-100314 FOR ITEM 6 | 3-12-86 | DP |
| D | REDRAW WAS C SIZE, P/N 19163 WAS 19259, E.O. C-2558 | 2-7-94 | EAG |

| 7 | 1 | 88149 | RETAINER, INSULATION |
|------|------|----------|---------------------------------------|
| 6 | 1 | 100314 | INSULATION, IGNITOR BOX |
| 5 | 5 | 23111 | WASHER, LOCK, INTERNAL TOOTH, #6 |
| 4 | 2 | 19163 | SCREW, #6-32 x .75" LG. |
| 3 | 1 | 05101 | ELECTRODE, COMBINATION IGNITOR/SENSOR |
| 2 | 4 | 14874 | NUT, #6-32, HEX |
| 1 | 1 | 52808 | BOX, IGNITOR, GEN. GAS, 2 PROBE |
| ITEM | QTY. | PART NO. | DESCRIPTION |

| | | | |
|---------------------------------|---------------------------|--|---------------------------|
| TOLERANCES (EXCEPT AS NOTED) | | CLEVELAND RANGE INC. 1333 East 179th St. Cleveland, Ohio 44110-2574 | |
| DECIMAL ± N/A | SCALE 5/8=1 | DRAWN BY E. LAWRENCE | APPROVED BY E. HENDESS |
| ANGULAR ± N/A | TITLE BOX ASM, IGNITOR | | |
| CK | DATE 12-6-94 | DRAWING NO. B - 44096 | REV. D |

THIS DESIGN DESCRIBES A PROPRIETARY ITEM AND IS THE PROPERTY OF CLEVELAND RANGE. THIS DRAWING IS NOT TO BE COPIED OR USED WITHOUT THE APPROVAL OF CLEVELAND RANGE.

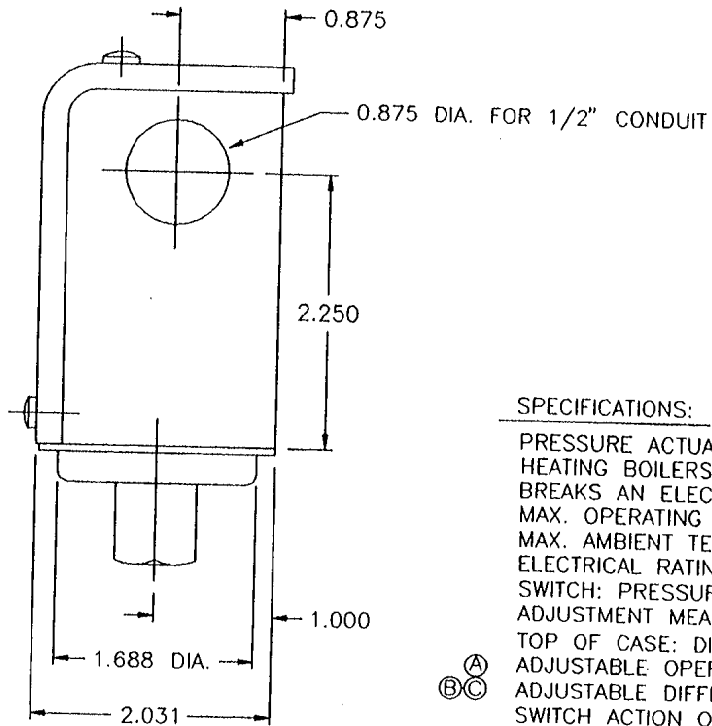
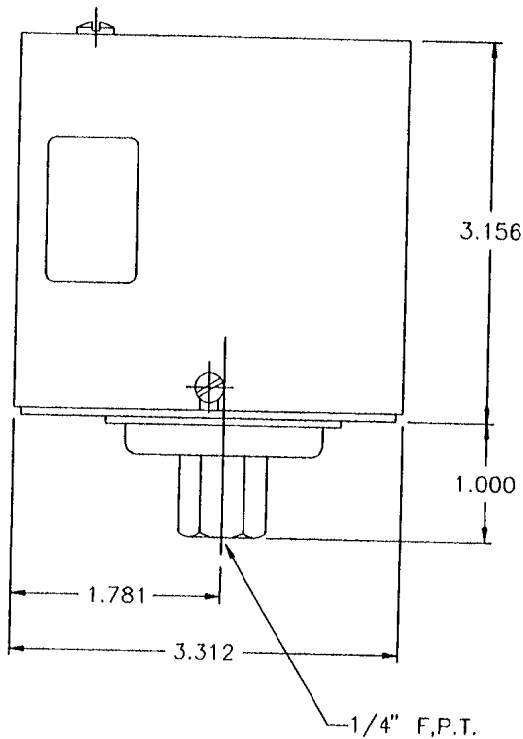
| | | | |
|------|-----------|------|----|
| LET. | REVISIONS | DATE | BY |
|------|-----------|------|----|



| ITEM | QTY. | PART NO. | DESCRIPTION |
|------|------|----------|----------------------------------|
| 5 | 1 | 73014 | WIRE, RADIX, 9" LONG |
| 4 | 1 | 69332 | SLEEVE, FIBERGLASS 5" INSULATING |
| 3 | 1 | 20367 | TERMINAL RING-#6, NON-INSULATED |
| 2 | 1 | 20362 | INSULATOR, RED SILICONE |
| 1 | 1 | 20358 | TERMINAL, IGNITION CABLE |

| | | | |
|---------------------------------|-----------------------------------|---|-------------|
| TOLERANCES (EXCEPT AS NOTED) | | CLEVELAND RANGE INC. 1333 East 179th St. Cleveland, Ohio 44110-2574 | |
| DECIMAL ± N/A | SCALE 1=1 | DRAWN BY E. GRIVEAS | APPROVED BY |
| ANGULAR ± N/A | TITLE CABLE, IGNITION ASSEMBLY | | |
| CK | DATE 11-09-93 | DRAWING NO. B -44169 | REV. - |

THIS DESIGN DESCRIBES A PROPRIETARY ITEM AND IS THE PROPERTY OF CLEVELAND RANGE. THIS DRAWING IS NOT TO BE COPIED OR USED WITHOUT THE APPROVAL OF CLEVELAND RANGE.



| LET. | REVISIONS | DATE | BY |
|------|---|----------|-----|
| A | REVISED ADJ. OPERATING RANGE SPEC. | 11-28-84 | RMC |
| - | WAS: 0.5 TO 9 PSI, | - | - |
| B | WAS: ADDITIVE DIFFERENTIAL | 07-07-86 | TS |
| C | WAS: ADJ. DIFFERENTIAL: 1 TO 5 PSI, EO #C-2276 | 07-31-92 | CJP |
| D | MODEL NO. WAS PA404A (SUBTRACTIVE DIFFERENTIAL) | 10-13-92 | NLT |
| | E.O. #2276R1 | | |

SPECIFICATIONS:

PRESSURE ACTUATED HIGH LIMIT SAFETY CONTROL FOR STEAM HEATING BOILERS.
 BREAKS AN ELECTRICAL CIRCUIT ON PRESSURE RISES.
 MAX. OPERATING PRESSURE: 20 PSI
 MAX. AMBIENT TEMPERATURE: 150° F.
 ELECTRICAL RATING: 8.0 F.L.A. AT 120V. AC
 SWITCH: PRESSURE ACTUATED SPST, SNAP-ACTION
 ADJUSTMENT MEANS: OPERATING RANGE SET POINT-SCREW ON TOP OF CASE; DIFFERENTIAL SET POINT-DIAL INSIDE OF CASE.
 ADJUSTABLE OPERATING RANGE: 3 TO 15 PSI.
 ADJUSTABLE DIFFERENTIAL: 1 TO 5 PSI; FACTORY SET AT 1 PSI
 SWITCH ACTION ON PRESSURE FALL: MAKES AT SET POINT MINUS DIFFERENTIAL.
 SWITCH ACTION ON PRESSURE RISE: BREAKS AT SET POINT.
 MOUNTING MEANS: 1/4" FEMALE PIPE THREADS

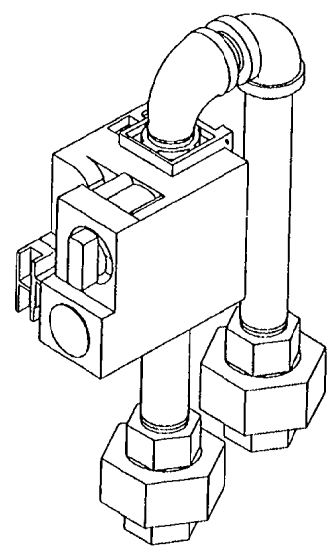
(A)
(B)
(C)

APPROVED SOURCE

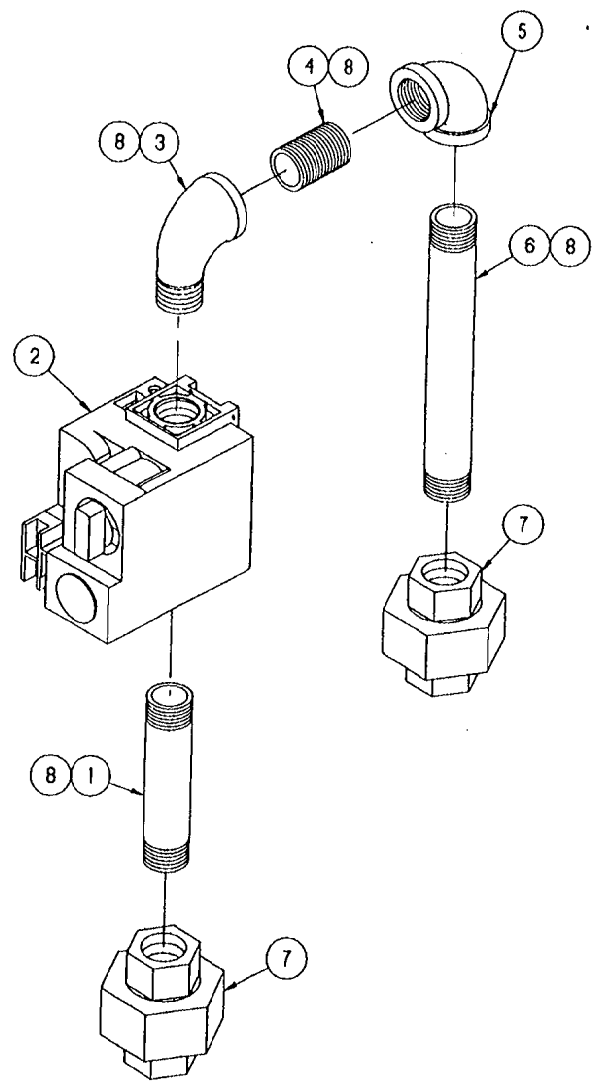
- HONEYWELL
 MODEL NO. PA404A-1066 Ⓣ
 U.L. FILE NO. MP466
 C.S.A. FILE NO. LR1620

THIS DESIGN DESCRIBES A PROPRIETARY ITEM AND IS THE PROPERTY OF CLEVELAND RANGE.
 THIS DRAWING IS NOT TO BE COPIED OR USED WITHOUT THE APPROVAL OF CLEVELAND RANGE.

| ITEM | QTY | PART NO. | DESCRIPTION |
|---------------------------------|---------------|---|--------------------------|
| TOLERANCES (EXCEPT AS NOTED) | | CLEVELAND RANGE INC. 1333 East 179th St. Cleveland, Ohio 44110-2574 | |
| DECIMAL ± | - | SCALE 1=1 | DRAWN BY RJB APPROVED BY |
| ANGULAR ± | 1' | TITLE CONTROL, PRESSURE | |
| AC | DATE 09-08-76 | DRAWING NO. B-19947 | REV D |



ASSEMBLED VIEW



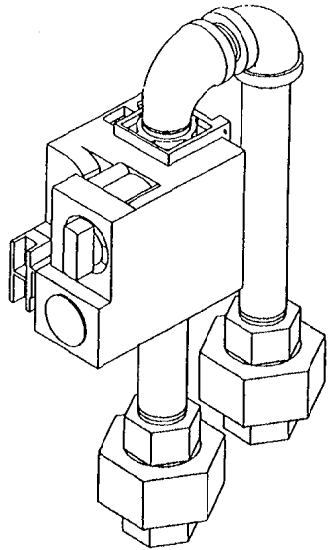
| LET. | REVISIONS | DATE | BY |
|------|-----------|------|----|
|------|-----------|------|----|

| ITEM | QTY. | PART NO. | DESCRIPTION |
|------|------|----------|---------------------------------|
| 8 | A/R | 00934 | SEALANT, RECTORSEAL |
| 7 | 2 | 21305 | UNION, 3/4", BLACK |
| 6 | 1 | 14362 | NIPPLE, 3/4" x 7.5" LG., BLACK |
| 5 | 1 | 05258 | ELBOW, 3/4", 90°, BLACK |
| 4 | 1 | 14343 | NIPPLE, 3/4" x CLOSE, BLACK |
| 3 | 1 | 05259 | ELBOW, STREET, 90°, 3/4", BLACK |
| 2 | 1 | 22230 | VALVE, GAS CONTROL, NATURAL GAS |
| 1 | 1 | 14347 | NIPPLE, 3/4" x 3" LG., BLACK |

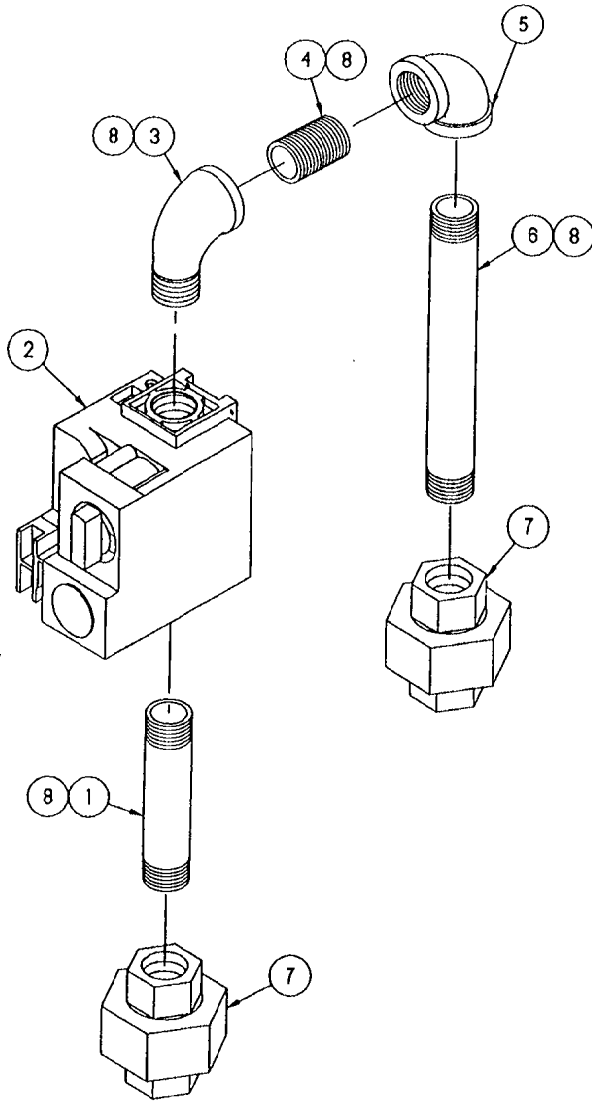
| | | | |
|---------------------------------|--|---|--------------------|
| TOLERANCES (EXCEPT AS NOTED) | | CLEVELAND RANGE INC. 1333 East 179th St. Cleveland, Ohio 44110-2574 | |
| DECIMAL ± N/A | SCALE 3/8=1 | DRAWN BY E. GRIVEAS | APPROVED BY NLT |
| ANGULAR ± N/A | TITLE VALVE ASSEMBLY, NATURAL GAS- 250/300 BTU | | |
| CK | DATE 11-08-93 | DRAWING NO. B - 43664 | REV. - |

THIS DESIGN DESCRIBES A PROPRIETARY ITEM AND IS THE PROPERTY OF CLEVELAND RANGE. THIS DRAWING IS NOT TO BE COPIED OR USED WITHOUT THE APPROVAL OF CLEVELAND RANGE.

| | | | |
|------|-----------|------|----|
| LET. | REVISIONS | DATE | BY |
|------|-----------|------|----|



ASSEMBLED VIEW



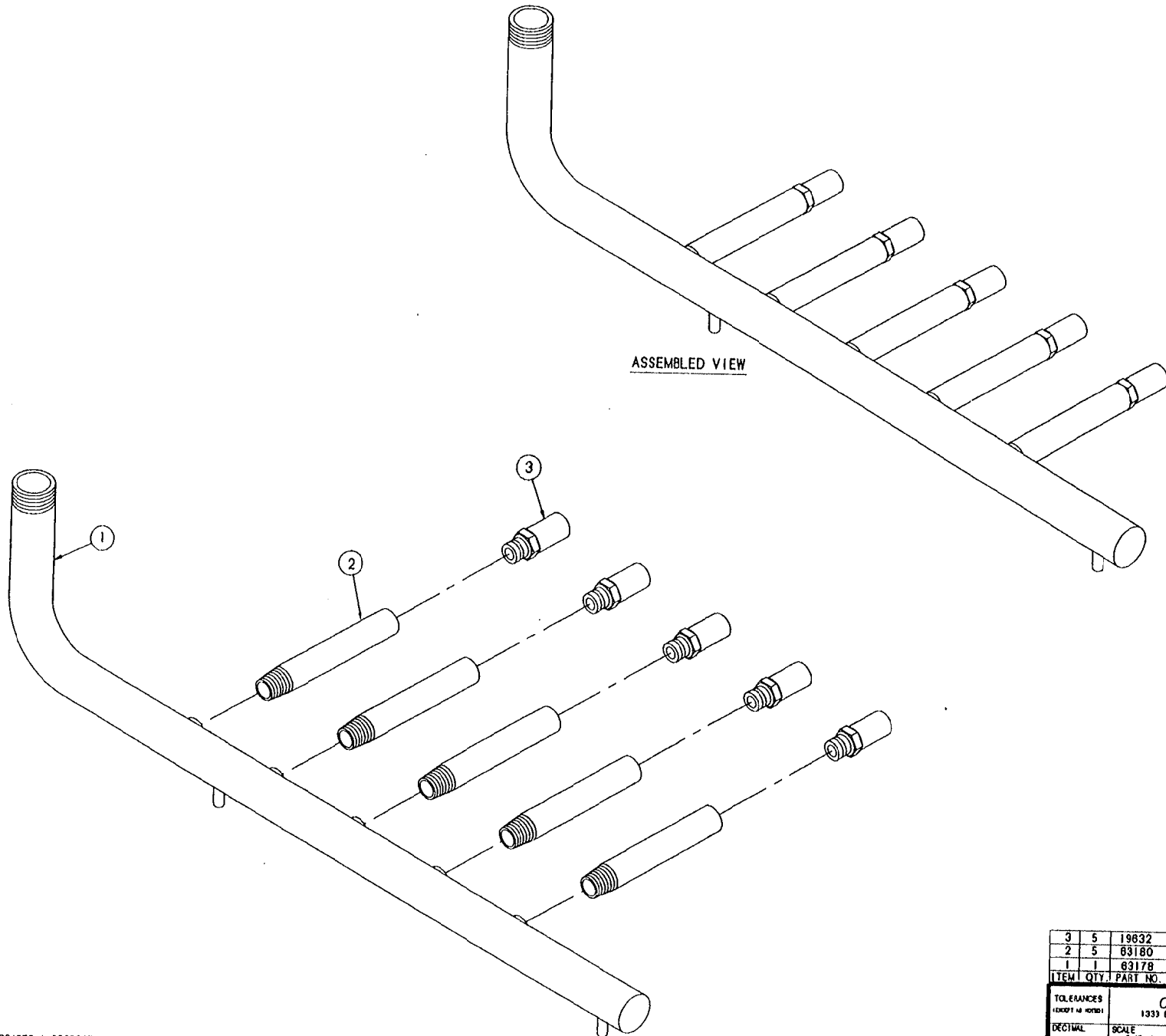
| | | | |
|---|-----|-------|---------------------------------|
| 8 | A/R | 00934 | SEALANT, RECTORSEAL |
| 7 | 2 | 21305 | UNION, 3/4", BLACK |
| 6 | 1 | 14362 | NIPPLE, 3/4" x 7.5" LG., BLACK |
| 5 | 1 | 05258 | ELBOW, 3/4", 90°, BLACK |
| 4 | 1 | 14343 | NIPPLE, 3/4" x CLOSE, BLACK |
| 3 | 1 | 05259 | ELBOW, STREET, 90°, 3/4", BLACK |
| 2 | 1 | 22231 | VALVE, GAS CONTROL FOR LP |
| 1 | 1 | 14347 | NIPPLE, 3/4" x 3" LG., BLACK |

| ITEM | QTY. | PART NO. | DESCRIPTION |
|------|------|----------|-------------|
|------|------|----------|-------------|

| | | | |
|---------------------------------|---|---|--------------------|
| TOLERANCES (EXCEPT AS NOTED) | | CLEVELAND RANGE INC. 1333 East 179th St. Cleveland, Ohio 44110-2574 | |
| DECIMAL ± N/A | SCALE 3/8=1 | DRAWN BY E. GRIVEAS | APPROVED BY NLT |
| ANGULAR ± N/A | TITLE VALVE ASSEMBLY, LIQUID PROPANE- 25' 300 BTU | | |
| CK | DATE 11-09-93 | DRAWING NO. B - 43674 | REV. - |

THIS DESIGN DESCRIBES A PROPRIETARY ITEM AND IS THE PROPERTY OF CLEVELAND RANGE. THIS DRAWING IS TO BE COPIED OR USED WITHOUT THE APPROVAL OF CLEVELAND RANGE.

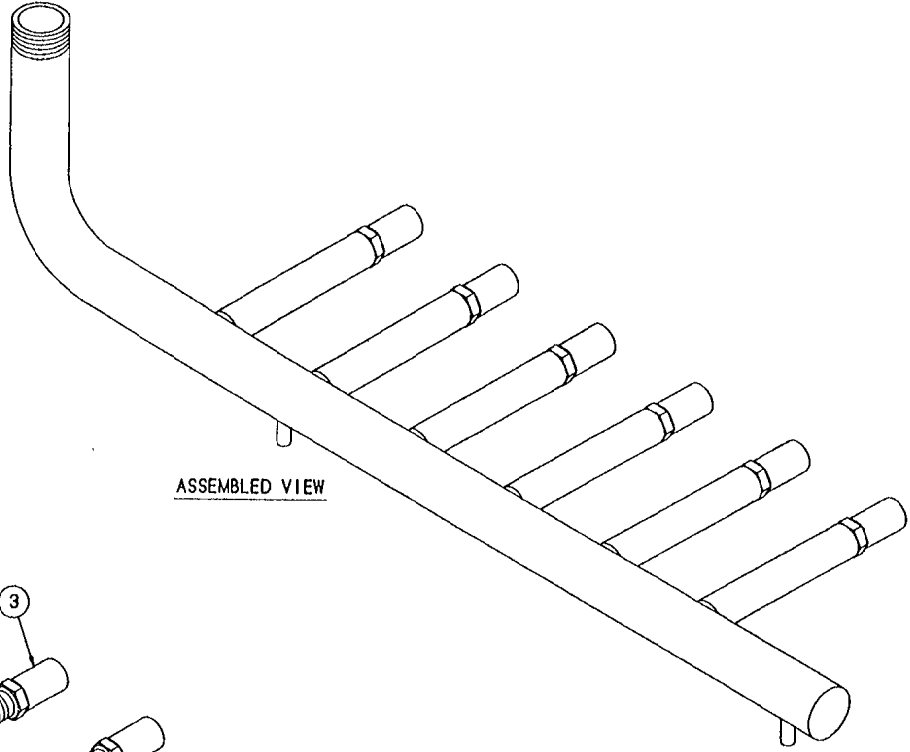
ASSEMBLED VIEW



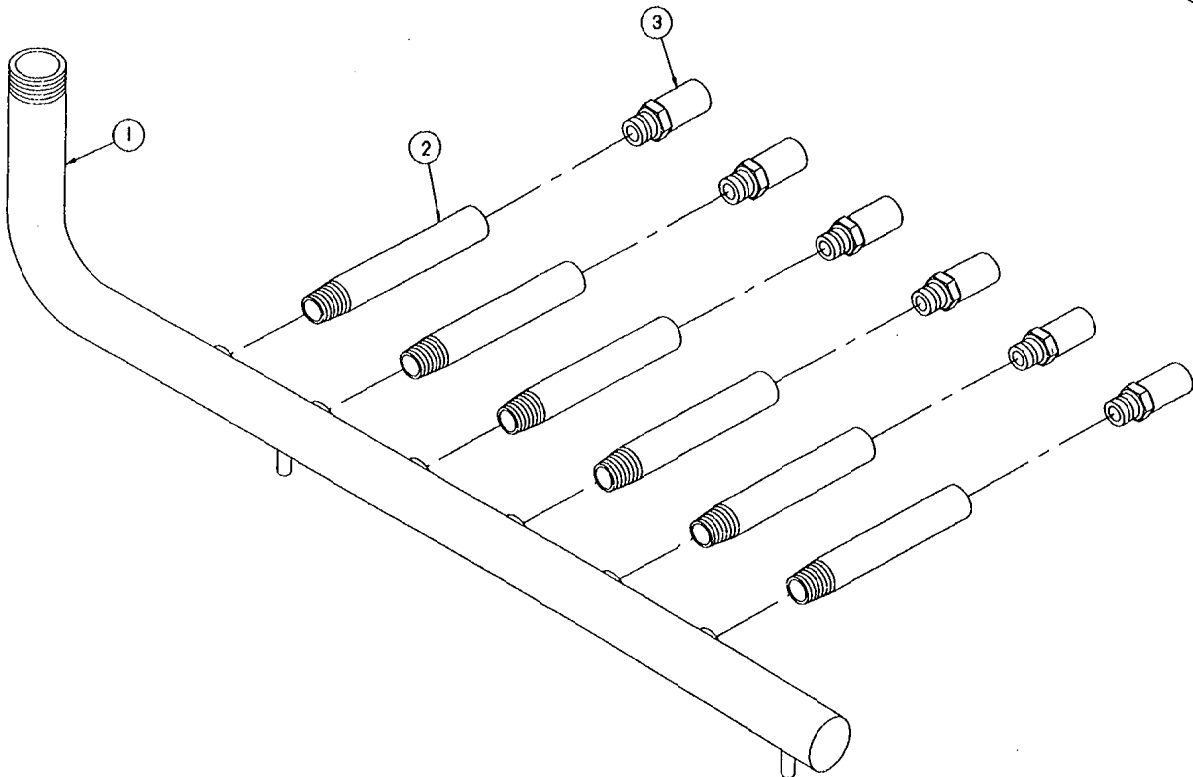
THIS DESIGN DESCRIBES A PROPRIETARY ITEM AND IS THE PROPERTY OF CLEVELAND RANGE. THIS DRAWING IS NOT TO BE COPIED OR USED WITHOUT THE APPROVAL OF CLEVELAND RANGE.

| ITEM | QTY. | PART NO. | DESCRIPTION |
|------|------|----------|-------------------------------|
| 3 | 5 | 19832 | SPUDS, ORIFICE HOLDER, 5/8" |
| 2 | 5 | 83180 | EXTENSION, GAS MANIFOLD |
| 1 | 1 | 83178 | MANIFOLD, TUBE, 5 BURNER, GAS |
| | | | DESCRIPTION |

| | | | |
|--|--|---|-------------|
| TOLERANCES <small>(UNLESS OTHERWISE SPECIFIED)</small> | | | |
| DECIMAL | SCALE | DRAWN BY | APPROVED BY |
| + N/A | 5/8±1 | E. GRIVEAS | NLT |
| ANGULAR | TITLE | CLEVELAND RANGE INC. 1333 East 179th St., Cleveland, Ohio 44110-2574 | |
| + N/A | MANIFOLD, ASSM, R/B 5 BURNER, GAS, 250 KBTU | | |
| OK | DATE 11-10-93 | DRAWING NO. C - 40921 | REV. - |



ASSEMBLED VIEW

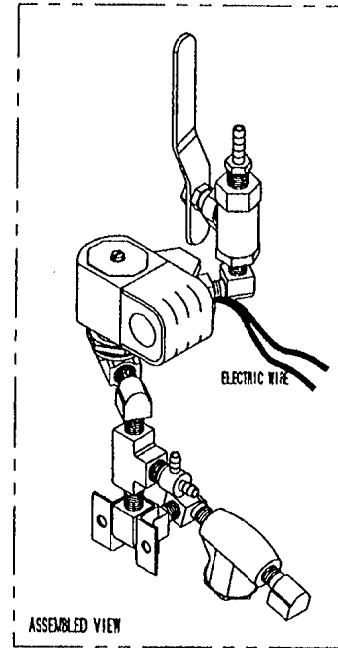
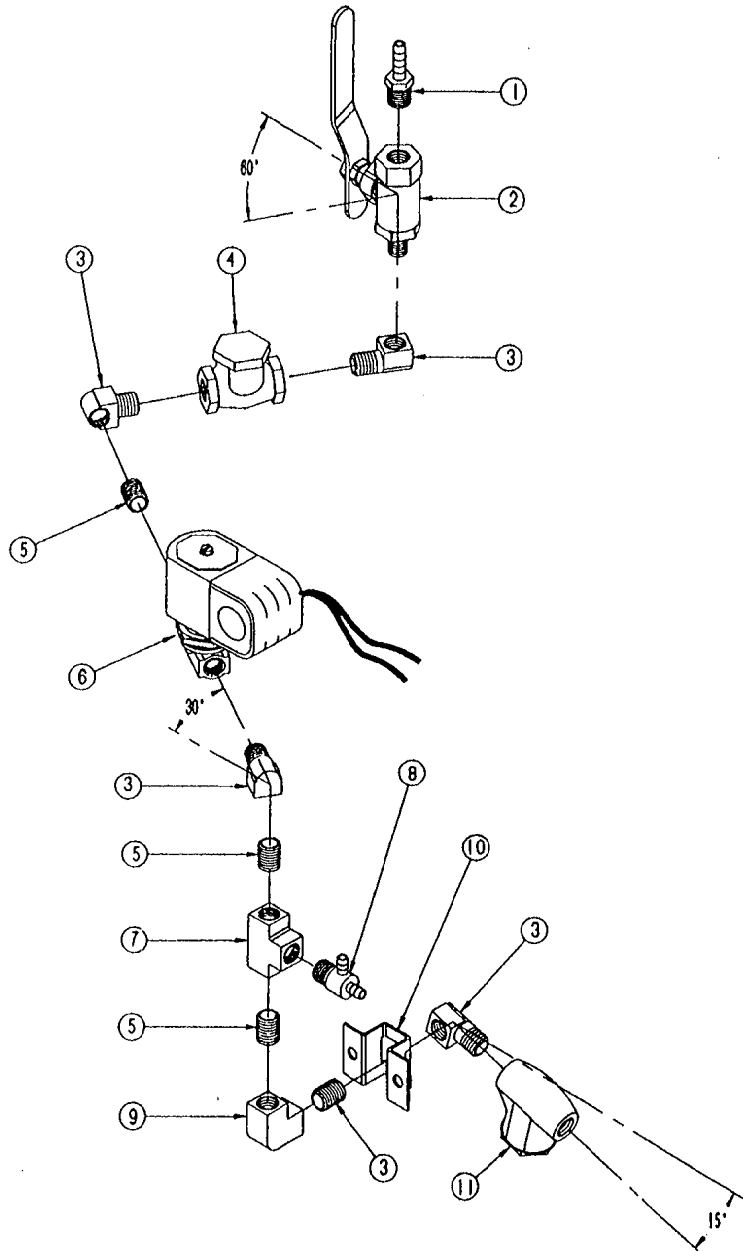


THIS DESIGN DESCRIBES A PROPRIETARY ITEM AND IS THE PROPERTY OF CLEVELAND RANGE. THIS DRAWING IS NOT TO BE COPIED OR USED WITHOUT THE APPROVAL OF CLEVELAND RANGE.

| | | | |
|------|------|----------|-------------------------------|
| 3 | 6 | 19632 | SPUDS, ORIFICE HOLDER, 5/8" |
| 2 | 6 | 63180 | EXTENSION, GAS MANIFOLD |
| 1 | 1 | 63179 | MANIFOLD, TUBE, & BURNER, GAS |
| ITEM | QTY. | PART NO. | DESCRIPTION |

| | | | |
|----------------------------|-------|--|------------------------|
| TOLERANCES UNLESS AS NOTED | | | |
| DECIMAL | SCALE | CLEVELAND RANGE INC. 1333 East 179th St. Cleveland, Ohio 44110-2574 | |
| ± N/A | 3/8±1 | DRAWN BY E. GRI | APPROVED BY MLT |
| ANGULAR | TITLE | MANIFOLD, TUBE, & BURNER, GAS | |
| ± N/A | ± N/A | DATE 11 10 00 | DRAWING NO. C - 410077 |

NOTE: 1. MOUNT P/N 100064 TO LOWER RIGHT FRONT CUSSET (BASE FRAME).



| LET | DESCRIPTIONS | DATE | BY |
|-----|---|----------|-----|
| G | ADDED 440702 PER E.O. C-1789 | 09-21-90 | GS |
| H | P/N 08218 REMOVED FROM 440702 PER E.O. IC-1994 | 08-13-91 | PJD |
| J | P/N 08195 REMOVED FROM 440702 PER E.O. IC-2082 | 11-26-91 | SM |
| K | MOVED 440701 TO SEPERATE DRAWING | 01-21-92 | SM |
| L | NEW VALVE HOUSING ON P/N 22223 (PICTORIAL ONLY) E.O. IC-2221 RI | 02-04-93 | PJD |
| M | REMOVED ASSY 440702, P/N 104381 WAS 08218, P/N 108588 WAS 08195, PER E.O. IC-2448 | 08-22-93 | EAG |

SEE NOTE 1



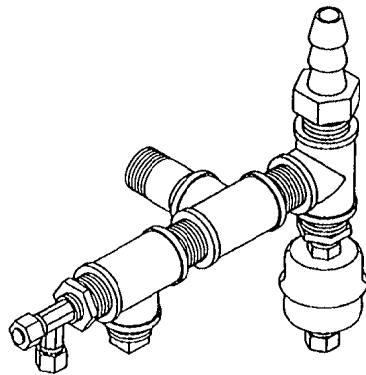
| QTY. | ITEM | PART No. | DESCRIPTION |
|------|------|----------|---------------------------------------|
| | 11 | 19870 | STRAINER, "V" 1/4 |
| | 1 | 100064 | CLAMP, MOUNTING |
| | 1 | 9 | 05236 ELBOW, 1/4 90° BRASS |
| | 1 | 8 | 108588 TEE, 1/4" HOSE BARB |
| | 1 | 7 | 20159 TEE, 1/4 BRASS |
| | 1 | 6 | 22223 VALVE, SOLENOID 1/4 NPT 1G/2001 |
| | 4 | 4 | 14301 NIPPLE, CLOSE 1/4 BRASS |
| | 1 | 4 | 22102 VALVE, CHECK 1/4 NPT |
| | 4 | 3 | 05235 ELBOW, STREET 1/4-90 BRASS |
| | 1 | 2 | 03278 VALVE, BALL 1/4 NPT |
| | 1 | 1 | 104381 FITTING, HOSE 1/4 H X 1/4 NPT |

THIS DESIGN DESCRIBES A PROPRIETARY ITEM AND IS THE PROPERTY OF CLEVELAND RANGE. THIS DRAWING IS NOT TO BE COPIED OR USED WITHOUT THE APPROVAL OF CLEVELAND RANGE.

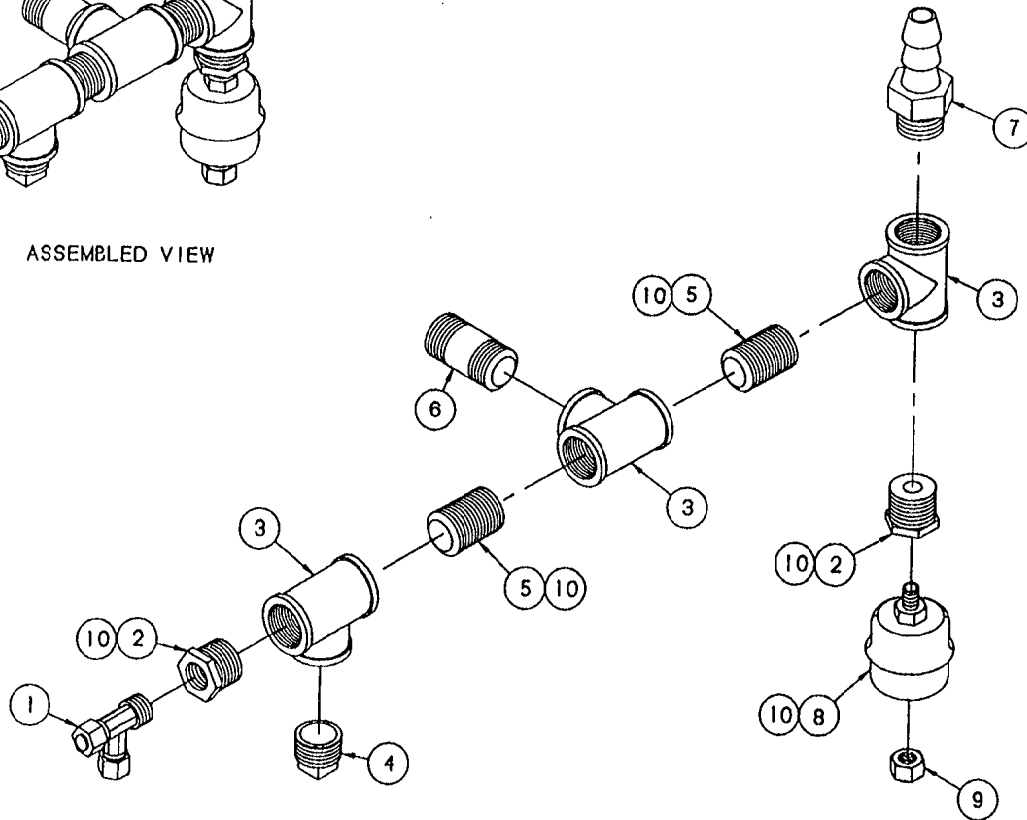
| TOLERANCES UNLESS OTHERWISE NOTED | | | |
|-----------------------------------|---|-------------|-------------|
| DECIMAL | SCALE | DRAWN BY | APPROVED BY |
| 2 N/A | 1/2 | ABDU | O.S. |
| ANGULAR | TITLE | | |
| 2 1" | PIPING ASSY., WATER FEED CONVECTION STEAMER ELECTRIC, AND GAS | | |
| OK | DATE | DRAWING NO. | REV. |
| | 09-14-90 | C- 44070 | M |

LET.

DATE BY



ASSEMBLED VIEW



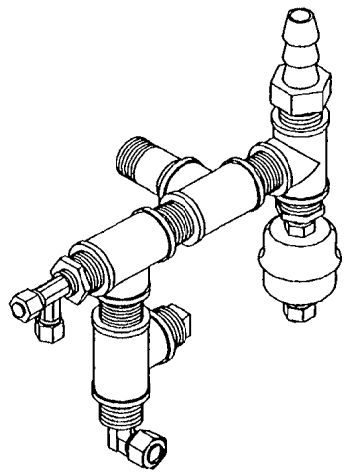
THIS DESIGN DESCRIBES A PROPRIETARY ITEM AND IS THE PROPERTY OF CLEVELAND RANGE. THIS DRAWING IS NOT TO BE COPIED OR USED WITHOUT THE APPROVAL OF CLEVELAND RANGE.

| ITEM | QTY. | PART NO. | DESCRIPTION |
|------|------|----------|---|
| 10 | A/R | 00934 | SEALANT, RECTORSSEAL |
| 9 | 1 | 14681 | NUT, COMPRESSION, 1/4" TUBE, BRASS |
| 8 | 1 | 101207 | TRAP, THERMOSTATIC, 1/4" X 1/4" |
| 7 | 1 | 08240 | FITTING, HOSE BARB 3/4" HOSE X 3/4" MPT BRASS |
| 6 | 1 | 14431 | NIPPLE, 3/4" X 2", BRASS |
| 5 | 2 | 14342 | NIPPLE, 3/4" X CLOSE, BRASS |
| 4 | 1 | 18807 | PLUG, SQUARE HEAD, 3/4", BRASS |
| 3 | 3 | 20298 | TEE, 3/4" BRASS |
| 2 | 2 | 02583 | BUSHING, REDUCING, 3/4" X 1/4", BRASS |
| 1 | 1 | 100883 | FITTING, COMP., TEE 3/8" X 3/8" MPT X 3/8" |

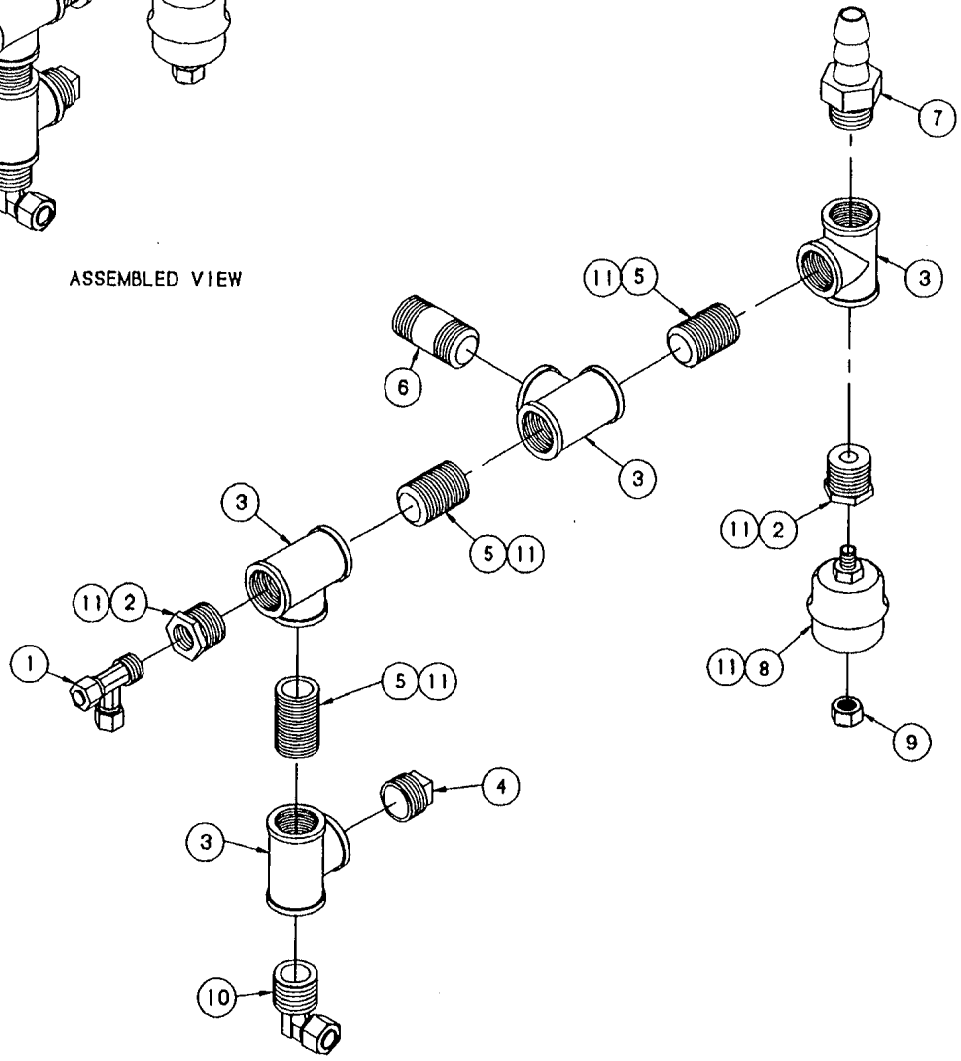
TOLERANCES
(EXCEPT AS NOTED)

CLEVELAND RANGE INC.
1333 East 179th St., Cleveland, Ohio 44110-2574

| | | | |
|-------------------------|---|------------------------|--------------------|
| DECIMAL ± N/A | SCALE 1/2"=1" | DRAWN BY E. GRIVEAS | APPROVED BY NLT |
| ANGULAR ± N/A | TITLE STEAM OUTLET ASSEMBLY REV. BEND GENERAL | DATE 10-07-00 | |
| DRAWING NO. C-100100 | | REV. | |



ASSEMBLED VIEW

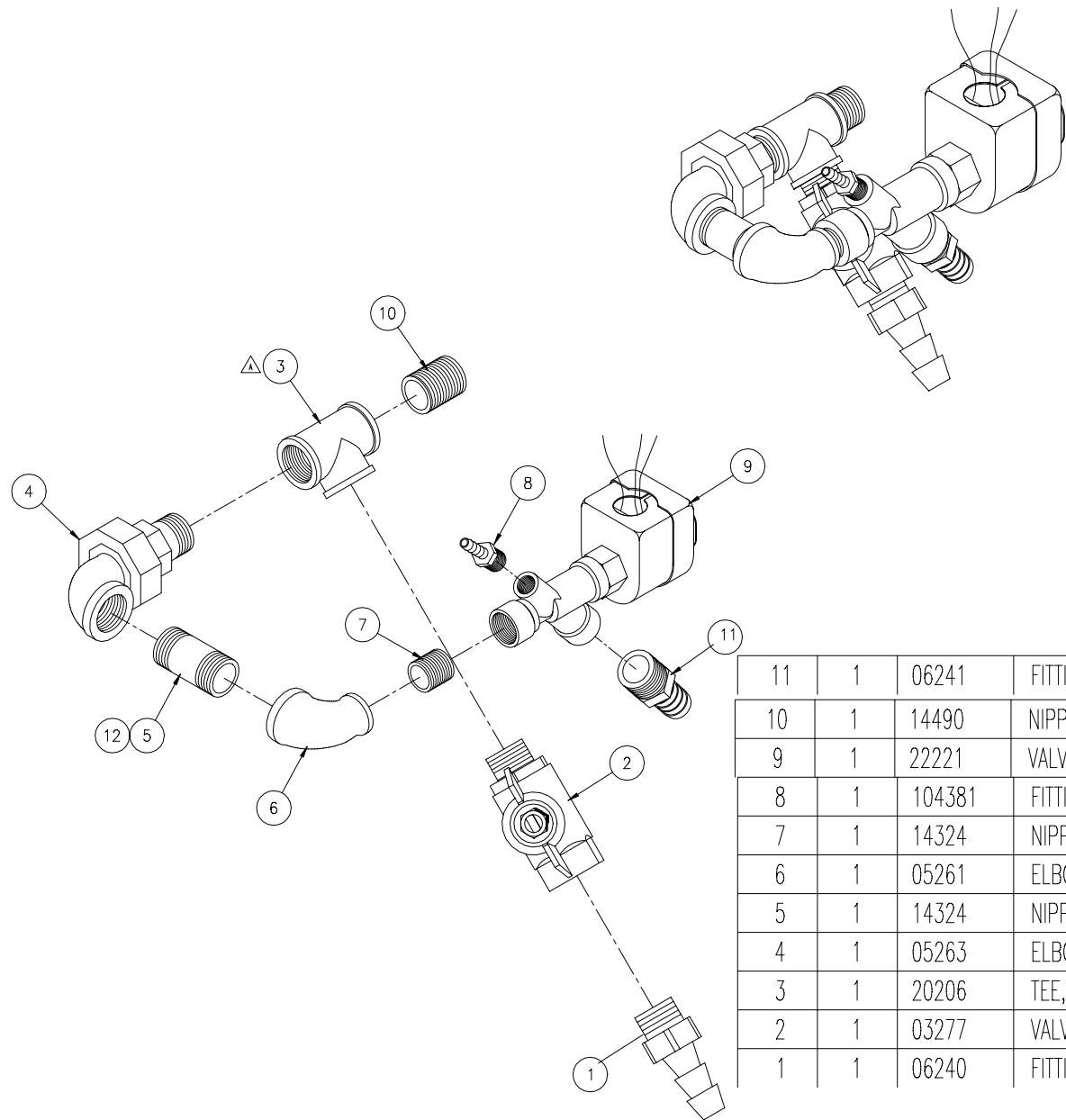


| ITEM | QTY. | PART NO. | DESCRIPTION |
|------|------|----------|---|
| 11 | A/R | 00934 | SEALANT, RECTORSEAL |
| 10 | 1 | 06187 | FITTING, COMPR., 90 DEG. 1/2T X 3/4MPT |
| 9 | 1 | 14881 | NUT, COMPRESSION, 1/4 TUBE, BRASS |
| 8 | 1 | 101207 | TRAP, THERMOSTATIC, 1/4" X 1/4" |
| 7 | 1 | 06240 | FITTING, HOSE BARB 3/4 HOSE X 3/4 MPT BRASS |
| 6 | 1 | 14431 | NIPPLE, 3/4 X 2, BRASS |
| 5 | 3 | 14342 | NIPPLE, 3/4 X CLOSE, BRASS |
| 4 | 1 | 18807 | PLUG, SQUARE HEAD, 3/4, BRASS |
| 3 | 4 | 20208 | TEE, 3/4 BRASS |
| 2 | 2 | 02563 | BUSHING, REDUCING, 3/4 X 1/4, BRASS |
| 1 | 1 | 100883 | FITTING, COMPR., TEE 3/8T X 3/8MPT X 3/8T |

| | | | |
|---|---|---------------------------|--------------------|
| TOLERANCES <small>(EXCEPT AS NOTED)</small> | | | |
| CLEVELAND RANGE INC. 1333 East 179th St. Cleveland, Ohio 44110-2574 | | | |
| DECIMAL ± N/A | SCALE 1/2=1 | DRAWN BY D. DODSON | APPROVED BY MLT |
| ANGULAR ± N/A | TITLE STEAM OUTLET ASSY., 42CREW/42CHGM REV. BEND GENERATOR | | |
| CK | DATE 2-03-94 | DRAWING NO. C - 428126 | REV. - |

THIS DESIGN DESCRIBES A PROPRIETARY ITEM AND IS THE PROPERTY OF CLEVELAND RANGE. THIS DRAWING IS NOT TO BE COPIED OR USED WITHOUT THE APPROVAL OF CLEVELAND RANGE.

| LET. | REVISIONS | DATE | BY |
|------|-----------|------|----|
|------|-----------|------|----|



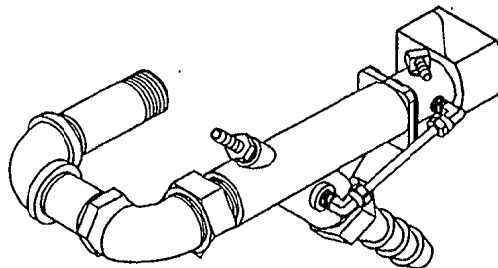
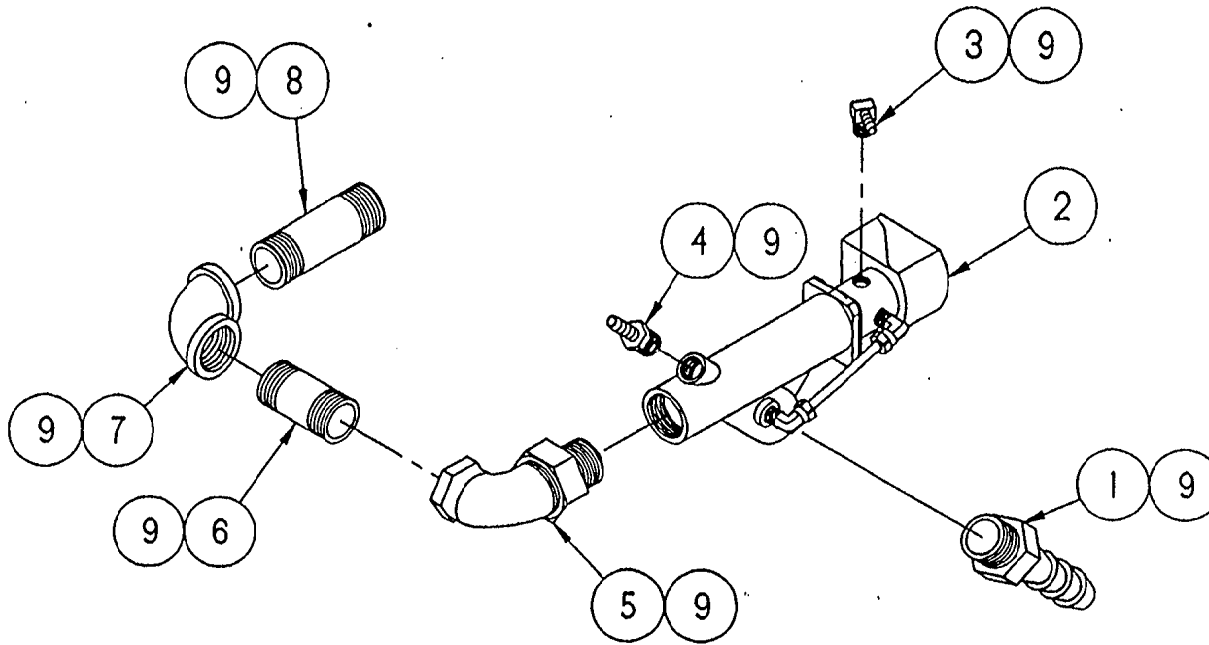
| | | | |
|----|---|--------|--------------------------------------|
| 11 | 1 | 06241 | FITTING, HOSE BARB, 3/4"H x 1/2"MPT |
| 10 | 1 | 14490 | NIPPLE, 3/4" x CLOSE, S/S |
| 9 | 1 | 22221 | VALVE, ASCO HV220649 |
| 8 | 1 | 104381 | FITTING, HOSE BARB, 1/4"H x 1/4" NPT |
| 7 | 1 | 14324 | NIPPLE, 1/2" x CLOSE, BRASS |
| 6 | 1 | 05261 | ELBOW, 3/4" x 1/2" x 90° |
| 5 | 1 | 14324 | NIPPLE, 3/4" x 2", BRASS |
| 4 | 1 | 05263 | ELBOW, 90° RADIATOR, 3/4" |
| 3 | 1 | 20206 | TEE, 3/4", BRASS |
| 2 | 1 | 03277 | VALVE, BALL, 3/4" (W/OUT HANDLE) |
| 1 | 1 | 06240 | FITTING, HOSE BARB, 3/4"H x 3/4" MPT |

| ITEM | QTY | PART NO. | DESCRIPTION |
|---|---|------------------------|--------------------------|
| CLEVELAND RANGE, LLC | | | |
| 1333 East 179th St., Cleveland, Ohio 44110-2574 | | | |
| <small>THIS DESIGN DESCRIBES A PROPRIETARY ITEM AND IS THE PROPERTY OF CLEVELAND RANGE. THIS DRAWING IS NOT TO BE COPIED OR USED WITHOUT THE APPROVAL OF CLEVELAND RANGE.</small> | | | |
| TOLERANCES (UNLESS OTHERWISE NOTED) | DO NOT SCALE PRINTED DRAWING | DRAWN BY S.MILEWSKI | DATE 7-18-91 |
| DECIMAL ±.030 | TITLE PIPING ASSEMBLY, BLOWDOWN 600 MM, GAS | | |
| ANGULAR ± 1° | SIZE C | DRAWING NO. 40811 | SHEET 1 OF 1 REV J |

NOTES:

1. ROTATE TOWARDS S/S NIPPLE ABOUT 45° FOR SMALL GAS PRESSURES (J).

| LET | REVISIONS | DATE | BY |
|-----|--|----------|-----|
| A | P/N 20208 WAS 20219. EO #2013 | 11-13-91 | SM |
| B | ROTATED P/N 03277 & ADDED NOTE 1 | 01-18-92 | SM |
| C | P/N 08210 WAS 08211, P/N 22211 WAS 22211, P/N 104381 WAS 08218, P/N 05280 WAS 05281, P/N 14495 WAS 14490, P/N 105787 ADDED, AND P/Ns 03277, 20208 & 14324 OMITTED PER E.O. #C-2118 | 08-18-93 | PJO |

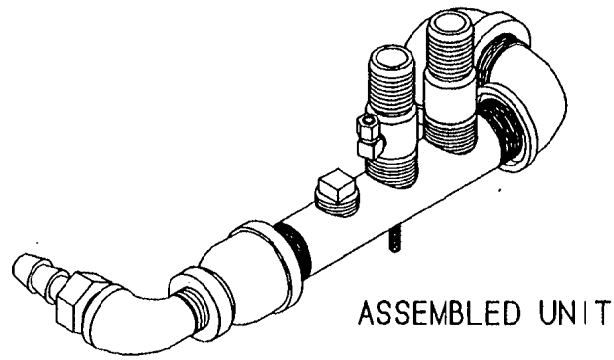
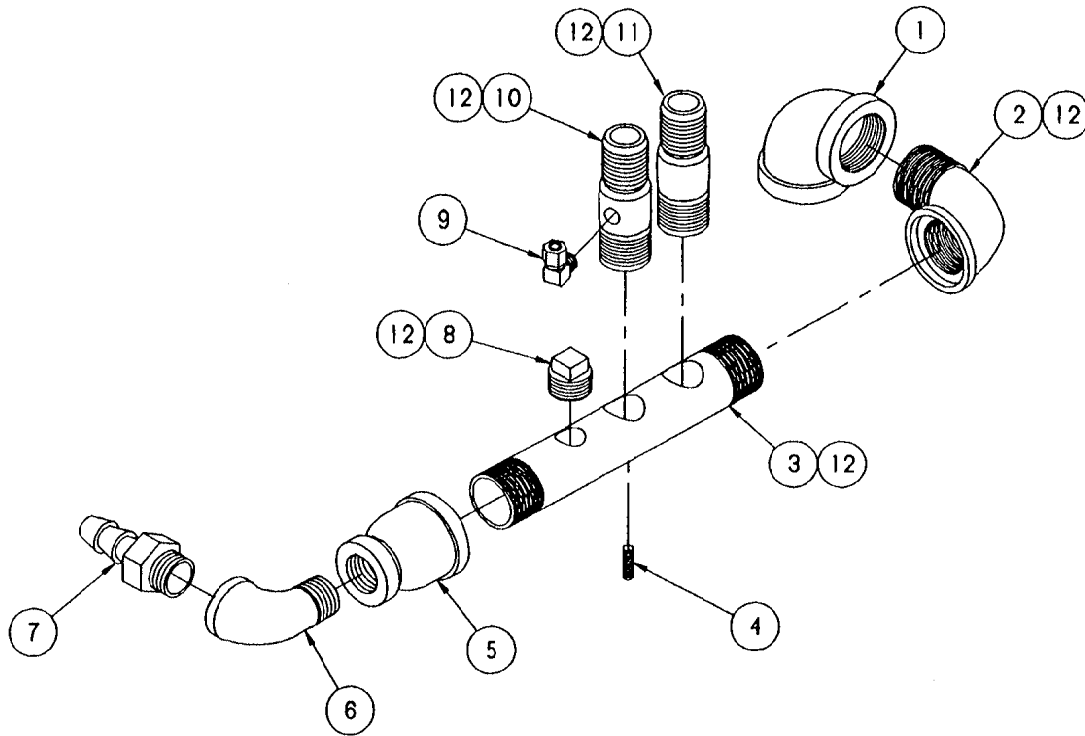


| NO. | QTY. | PART NO. | DESCRIPTION |
|-----|------|----------|---|
| 9 | A/P | 00931 | SEALANT, RECTORSOL |
| 8 | 1 | 14495 | NIPPLE, 3/4 NPT X 3, S/S |
| 7 | 1 | 05280 | ELBOW, 3/4 X 3/4, 90° |
| 6 | 1 | 14431 | NIPPLE, 3/4 X 2, BRASS |
| 5 | 1 | 05283 | ELBOW, RADIATOR, 3/4 X 90° |
| 4 | 1 | 104381 | FITTING, HOSE BARB, 1/4 H X 1/4 NPT |
| 3 | 1 | 105787 | FITTING, HOSE BARB, 1/4 H X 1/8 NPT 90° |
| 2 | 1 | 22211 | VALVE, SOLENOID, 1/2", 15 PSI |
| 1 | 1 | 05240 | FITTING, HOSE BARB, 3/4 H X 3/4 NPT |

| | | | |
|---|--|-------------|-------------|
| TOLERANCES <small>(UNLESS OTHERWISE SPECIFIED)</small> | | | |
| CLEVELAND RANGE INC. 1333 East 179th St. Cleveland, Ohio 44110-2571 | | | |
| DECIMAL | SCALE | DRAWN BY | APPROVED BY |
| ± N/A | H. T. S. | S. MILEWSKI | DIP |
| ANGULAR | TITLE | | |
| ± N/A | PIPING ASSEMBLY, BLOWDOWN 380CCH, 380CM16, 380PCCH, PCM | | |
| OK | DATE | DRAWING NO. | REV. |
| | 11-07-91 | C - 408111 | C |

THIS DESIGN DESCRIBES A PROPRIETARY ITEM AND IS THE PROPERTY OF CLEVELAND RANGE. THIS DRAWING IS NOT TO BE COPIED OR USED WITHOUT THE APPROVAL OF CLEVELAND RANGE.

| LET. | REVISIONS | DATE | BY |
|------|--|----------|-----|
| - | PRODUCTION RELEASE E.O. 1C-1994 | 08-23-91 | PJD |
| A | P/N 14347 & 20205 OMITTED AND P/N 08240 WAS QTY. OF 2 PER E.O. 4C-2448 | 08-22-93 | PJD |



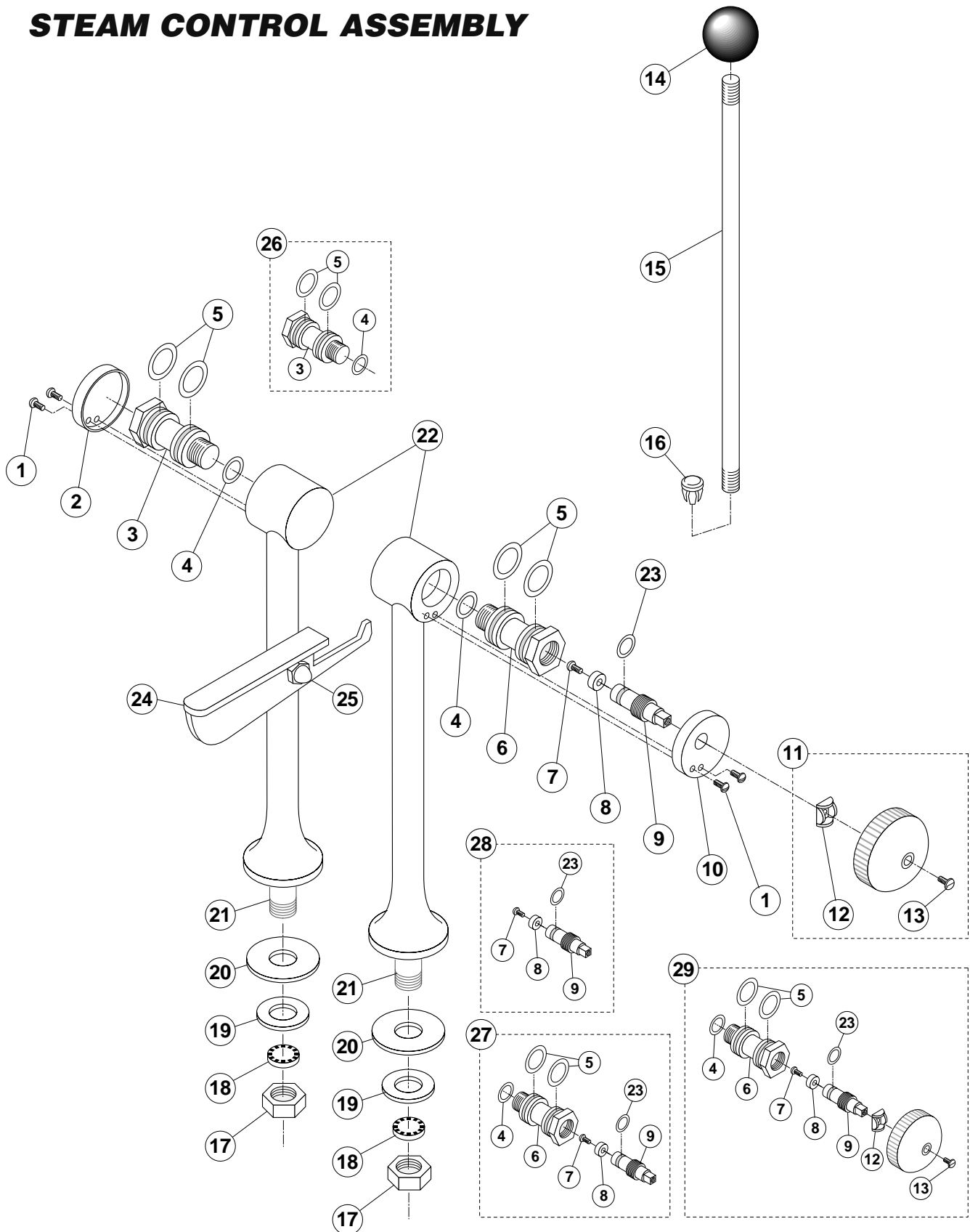
| ITEM | QTY. | PART NO. | DESCRIPTION |
|------|------|----------|---|
| 12 | A/R | 00934 | SEALANT, RECTORSEAL |
| 11 | 1 | 14481 | FITTING, BARB 1" H X 1" MPT S/S |
| 10 | 1 | 585191 | FITTING, HOSE, DRAIN MANIFOLD W/ 1/8 HOLE |
| 9 | 1 | 08192 | FITTING, COMP. 1/4 T X 1/8 MPT 90° |
| 8 | 1 | 18808 | PLUG, SQ. HEAD, 3/4" PIPE, BLACK |
| 7 | 1 | 08240 | FITTING, HOSE BARB 3/4 H X 3/4 MPT |
| 6 | 1 | 05259 | ELBOW, STREET 3/4 X 90°, BLACK |
| 5 | 1 | 03816 | COUPLING, RED. 1-1/2 X 3/4, BLACK |
| 4 | 1 | 19917 | STUD, WELD 1/4-20 X 7/8, S/S |
| 3 | 1 | 13252 | MANIFOLD, DRAIN 1-1/2 NPT, BLACK |
| 2 | 1 | 05292 | ELBOW, STREET 1-1/2 NPT X 90° BLACK |
| 1 | 1 | 05238 | ELBOW, 1-1/2 NPT X 90°, BLACK |

| | | | |
|---------------------------------|--|--|-------------|
| TOLERANCES (EXCEPT AS NOTED) | | CLEVELAND RANGE INC. 1333 East 179th St. Cleveland, Ohio 44110-2574 | |
| DECIMAL ± N/A | SCALE 1/2" | DRAWN BY E. J. D. | APPROVED BY |
| ANGULAR ± N/A | TITLE PIPING ASSEMBLY, DRAIN 38CGM/SM, 38CGM/LG, 38CEM, 24CSM, 38CSM | | |
| CK | DATE 08-13-91 | DRAWING NO. C - 31 | REV. A |

THIS DESIGN DESCRIBES A PROPRIETARY ITEM AND IS THE PROPERTY OF CLEVELAND RANGE. THIS DESIGN IS NOT TO BE COPIED OR USED WITHOUT THE APPROVAL OF CLEVELAND RANGE.

SERVICE PARTS

STEAM CONTROL ASSEMBLY



STEAM CONTROL ASSEMBLY

| ITEM NO. | PART NO. | DESCRIPTION | QTY. |
|----------|------------|---|------|
| 1. | FA11056 | Binding Head Screw, 6-32 x 1/2" lg. | 4 |
| 2. | KE50458 | End Cap, condensate return | 1 |
| 3. | KE50455-1 | Trunnion, condensate return | 1 |
| 4. | FA05002-35 | "O" Ring | 2 |
| 5. | FA05002-37 | "O" Ring | 4 |
| 6. | KE50460-1 | Trunnion, steam inlet | 1 |
| 7. | FA11089 | Binding Head Screw, 8-32 x 1/4" lg. | 1 |
| 8. | KE51713 | Washer, steam valve | 1 |
| 9. | KE50459 | Operating Stem | 1 |
| 10. | KE50457 | End Cap, steam inlet | 1 |
| 11. | SE00028 | Steam Control Knob Assembly (c/w Item No. 12, 13 & Knob) | 1 |
| 12. | KE51888 | Retaining Washer | 1 |
| 13. | FA11092 | Binding Head Screw, 8-32 x 1/2" lg. | 1 |
| 14. | KE50151-E | Knob, threaded (after 07/94) | 1 |
| | KE50151 | Knob, non threaded (prior to 06/94) | 1 |
| 15. | KE50886-1 | Handle, KDT-1-T | 1 |
| | KE50886-2 | Handle, KDT-3-T | 1 |
| | KE50886-3 | Handle, KDT-6-T & KDT-12-T | 1 |
| | KE50886-4 | Handle, KDT-20-T | 1 |
| 16. | KE50475 | Plug Button | 1 |
| 17. | KE52697 | Lock Nut, 1/2" NPS | 2 |
| 18. | FA32500 | Lockwasher | 2 |
| 19. | FA30502 | Washer, satin coat | 2 |
| 20. | KE50467 | Washer, Foot | 2 |
| 21. | KE50465 | Service Pipe, KDT-1-T & KDT-3-T | 2 |
| | KE52030 | Service Pipe, KDT-6-T | 2 |
| | KE50463 | Service Pipe, KDT-12-T | 2 |
| | KE50464 | Service Pipe, KDT-20-T | 2 |
| 22. | T40272 | Leg Assembly, KDT-1-T (c/w Item No. 17-21) | 2 |
| | T40218 | Leg Assembly, KDT-3-T (c/w Item No. 17-21) | 2 |
| | KE00896 | Leg Assembly, KDT-6-T (c/w Item No. 17-21) | 2 |
| | KE00203 | Leg Assembly, KDT-12-T (c/w Item No. 17-21) | 2 |
| | KE00204 | Leg Assembly, KDT-20-T (c/w Item No. 17-21) | 2 |
| 23. | FA05002-12 | "O" Ring | 1 |
| 24. | KE01115-1 | Right Hand Marine Lock Latch, KDT-12-T & KDT20-T only | 1 |
| 24. | KE01115 | Left Hand Marine Lock Latch, KDT-12-T & KDT20-T only | 1 |
| 25. | KE52632 | Crown Nut, KDT-12-T & KDT20-T only | 1 |
| 26. | SE00096 | Steam Outlet Assembly | 1 |
| 27. | SE00011 | Trunnion Assembly, steam inlet | 1 |
| 28. | SE00029 | Operating Stem Assembly, steam inlet | 1 |
| 29. | SE00030 | Steam Inlet Control Assembly | 1 |

Requires Knob -
Item No.
KE50151-E

FAUCET ASSEMBLIES

