

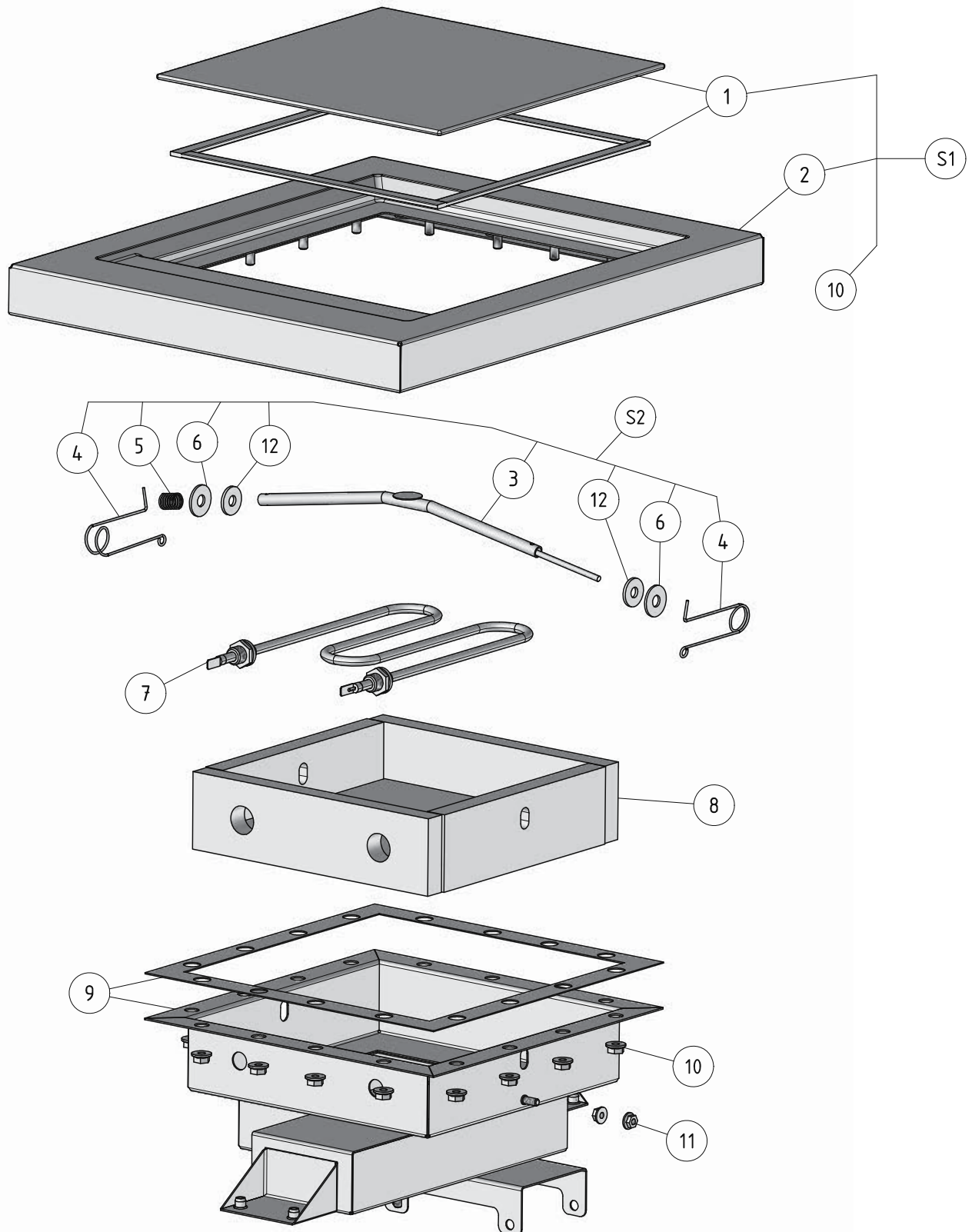
## HSPP/HSG

Code	Type	Ref.	Pagina/Page	Note
603601	HSPPEU	a	2-3-4-5-6	400V/3/N/50Hz
603697	HSPPEUT	b	2-3-4-5-6	400V/3/N/50Hz
603699	HSGEUAT	c	2-3-4-5-6	400V/3/N/50Hz
603731	HSG1PAT	d	2-3-4-5-6	230V / 1 / 50Hz
603691	HSPP-US	e	2-3-4-5-6	208V / 1 / 60Hz
603618	HSPPG	f	2-3-4-5-6	230V / 1 / 50Hz
603739	HSPPAN	h	2-3-4-5-6	208V / 1 / 60Hz
603660	HSPPAM	i	2-3-4-5-6	230V / 1 / 50Hz
603740	HSPPAGR	l	2-3-4-5-6	400V/3/N/50Hz
603695	HSPPAMUS	m	2-3-4-5-6	208V / 1 / 60Hz
603694	HSPPGB	n	2-3-4-5-6	230V / 1 / 50Hz
603743	HSPPME	o	2-3-4-5-6	208V / 1 / 60Hz
603853	HSG1N60	p	2-3-4-5-6	220V / 1 / 60Hz
603854	HSG3N60	q	2-3-4-5-6	380V/3/N/60Hz
603855	HSPPUSAT	r	2-3-4-5-6	208V / 1 / 60Hz

### Pagina/Page Indice/Index

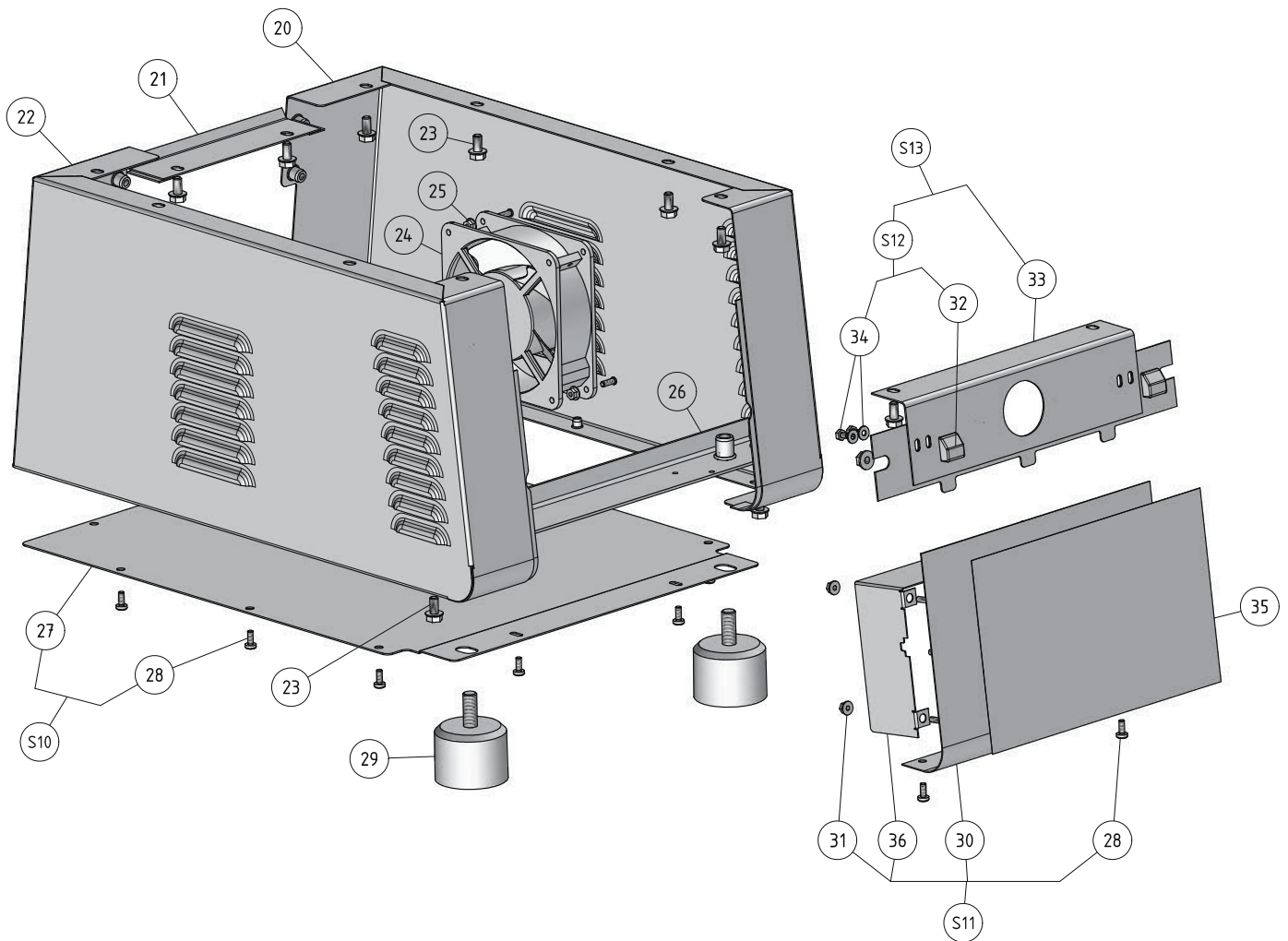
2	Sottoinsieme cavità / Cavity sub assy / S/E cavitée / S/C cavidad / Monteringsgrupp för håligheten / Baugruppe Kavität
3	Carrozzeria / Casing / Carrosserie / Carrocería / Överrede / Gehäuse
4	Coperchio / Cover / Couvercle / Tapa / Lock / Abdeckung
5	Articolazione / Hinge / Articulation / Articulación / Rotation / Gelenk
6	Magnetron / Magnetron / Magnetrón / Magnétron
7	Parte elettrica / Electric parts / Part Electrique / Electricidad / Elektrik / Elektrik

**Marchio/Brand:** All  
**Paese/Country:** Tutti/All



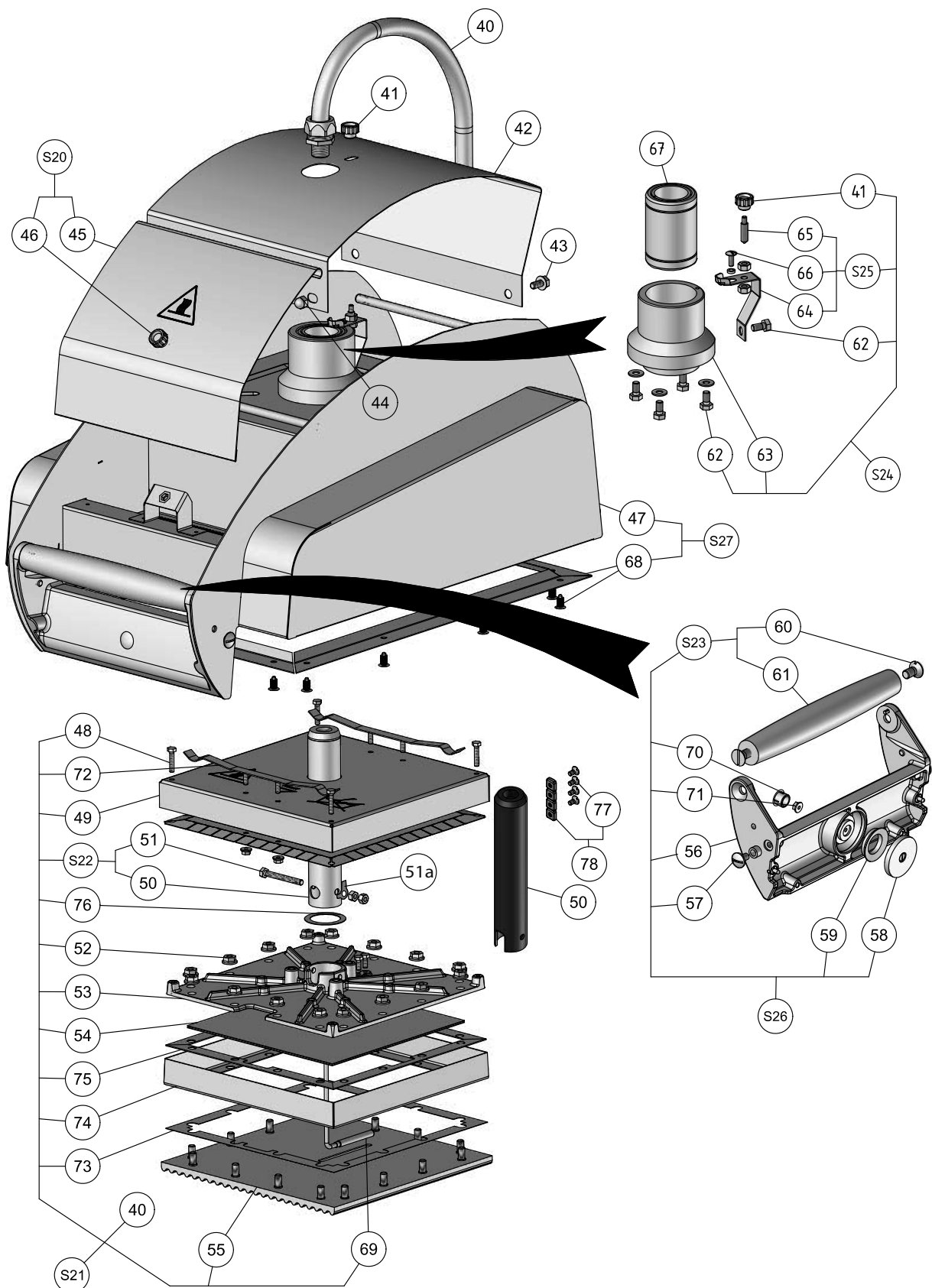
**Sottoinsieme cavità / Cavity sub assy / S/E cavité**  
**S/C cavidad / Monteringsgrupp för håligheten / Baugruppe Kavität**

Da Ser.Nr./From Ser.nr. /839...



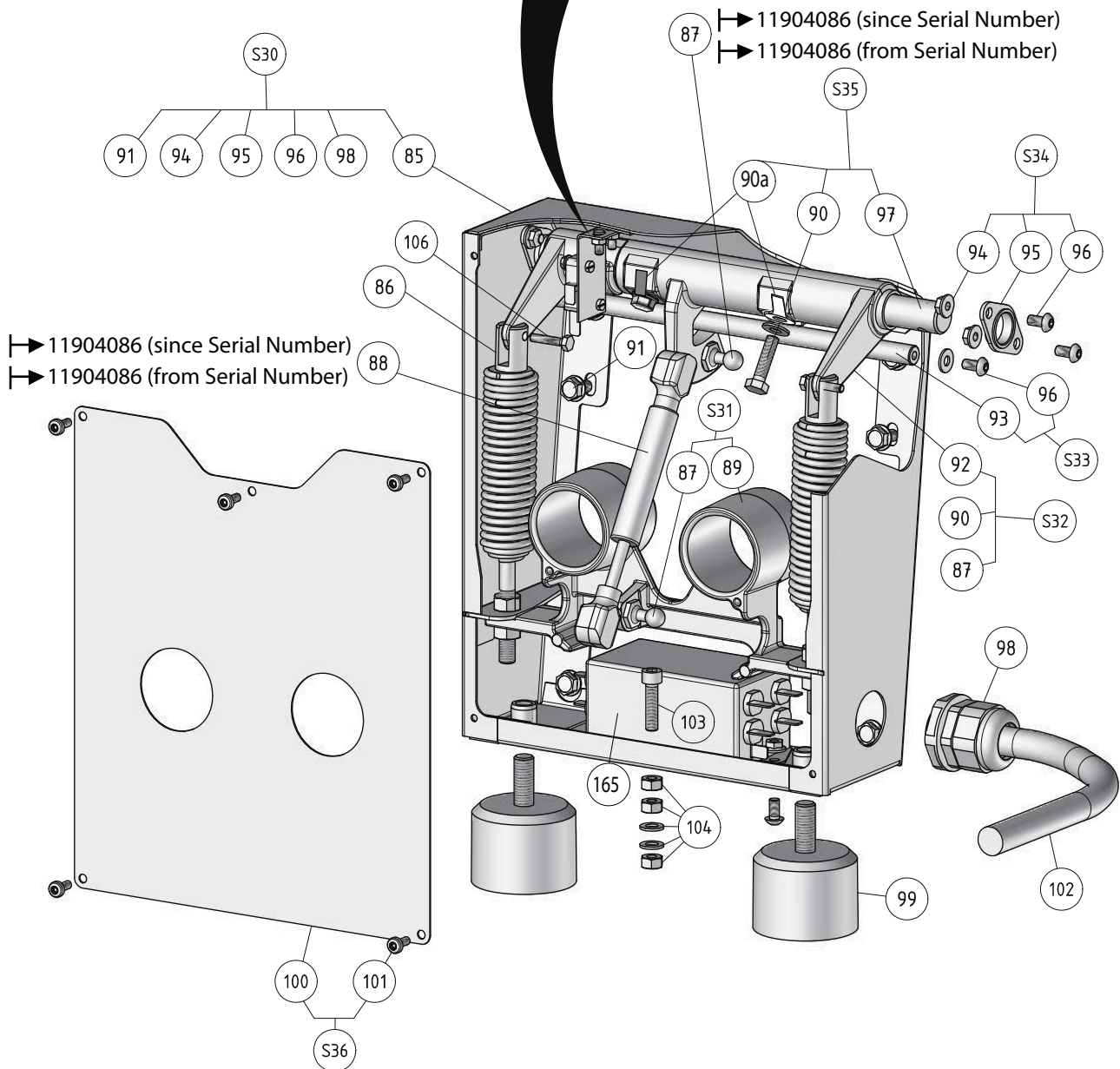
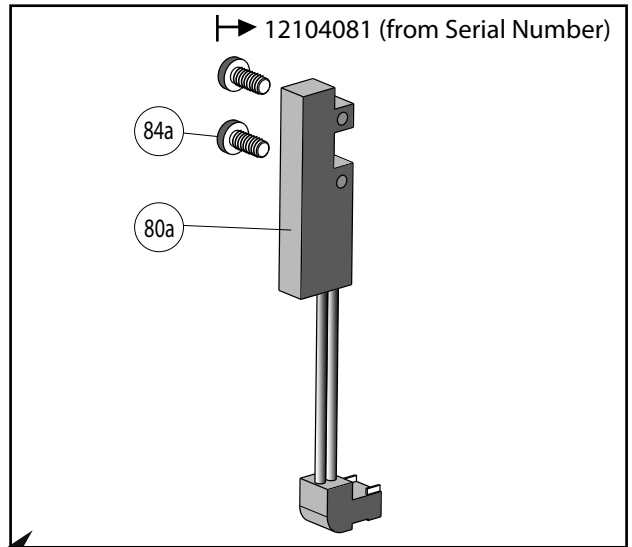
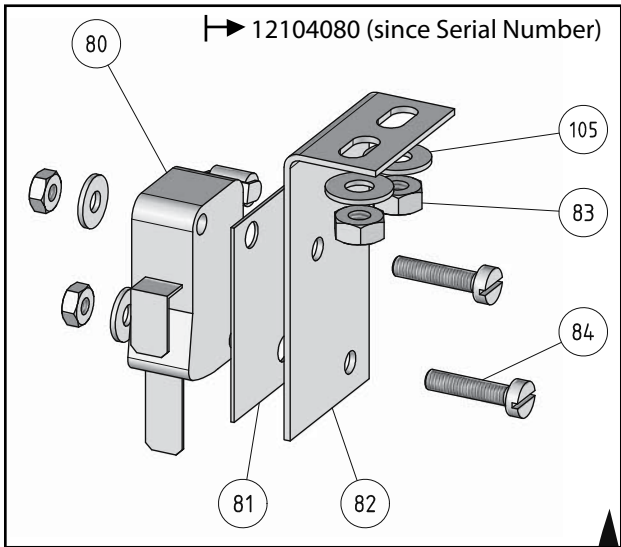
**Carrozzeria / Casing / Carrosserie**  
**Carrocería / Överrede / Gehäuse**

Da Ser.Nr./From Ser.nr. /839...

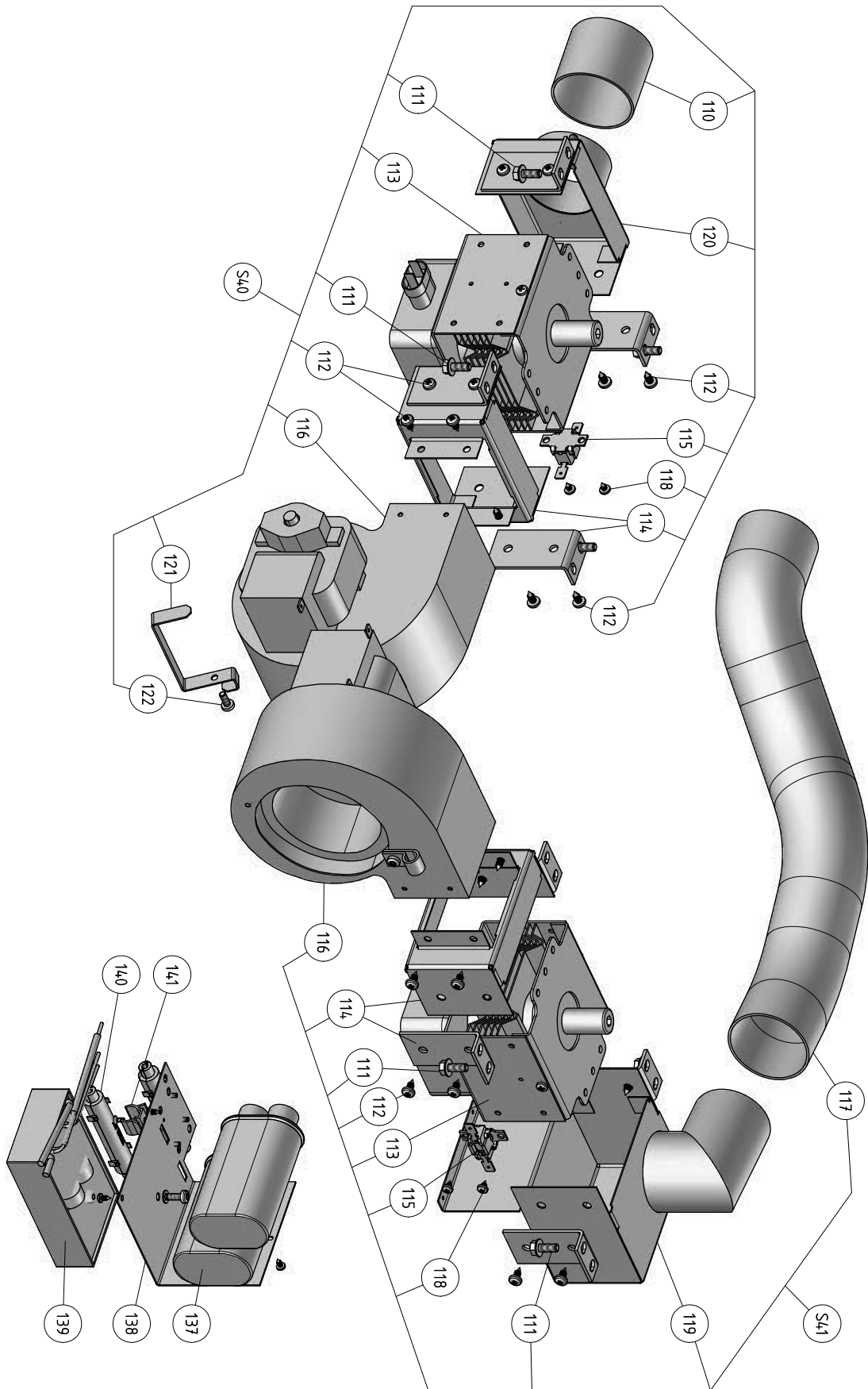


**Coperchio / Cover / Couvercle  
Tapa / Lock / Abdeckung**

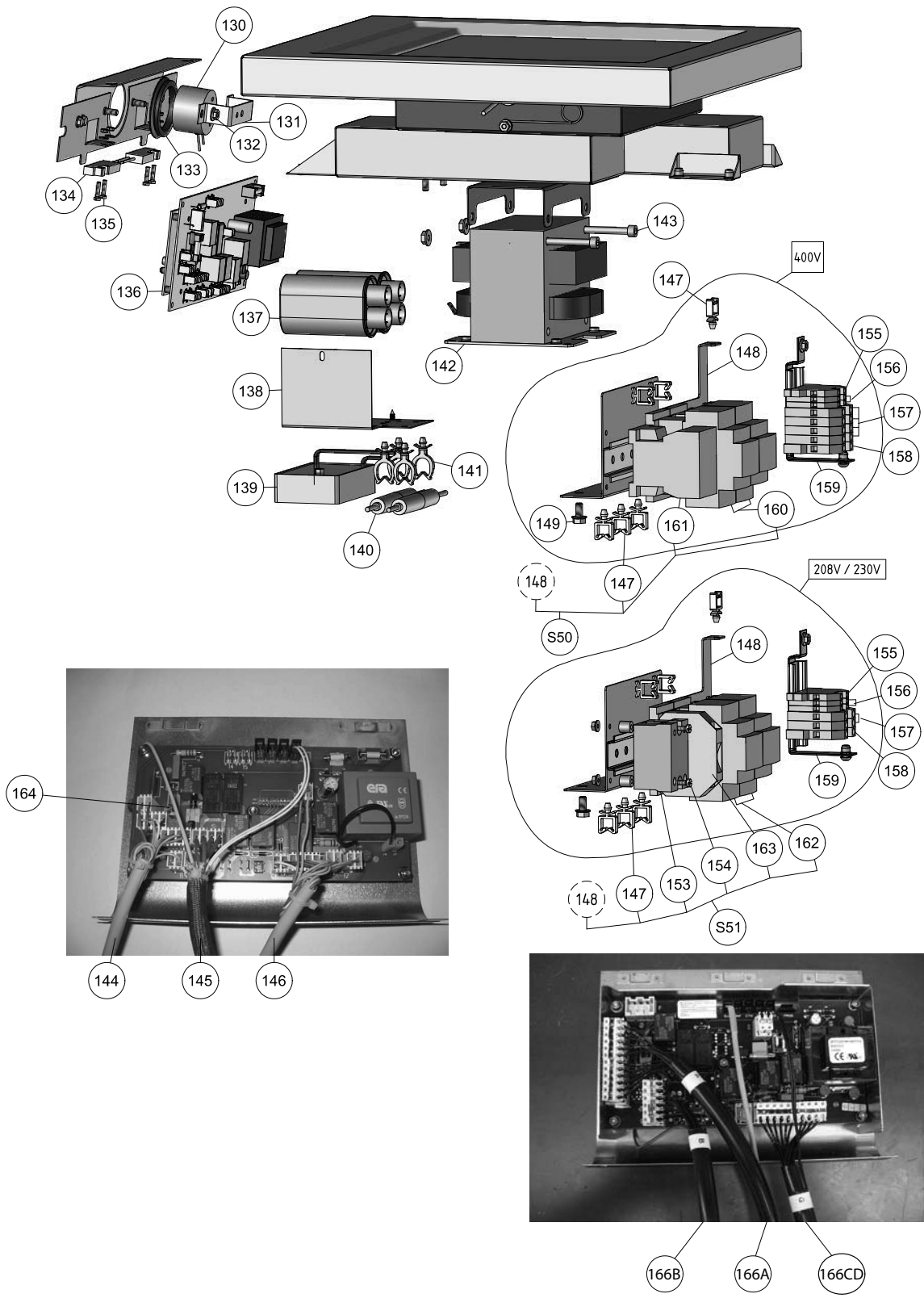
Da Ser.Nr./From Ser.nr. /839...



**Articolazione / Hinge / Articulation  
Articulaci3n / Rotation / Gelenk**



**Magnetron / Magnetron / Magnetrón / Magnétron**







**Parte elettrica / Electric parts / Part Electrique  
Electricidad / Elektrik / Elektrik**

<div style="display: inline-block; border: 1px solid black; border-radius: 50%; padding: 2px 5px; margin-right: 10px;">IT</div> <div style="display: inline-block; border: 1px solid black; border-radius: 50%; padding: 2px 5px; margin-right: 10px;">EN</div> <b>HSP / HSG</b>		<b>Grassetto = variazioni</b>		
		<b>Bold Print = changes</b>		
<b>Pos. Item</b>	<b>Cod. ric. Part No.</b>	<b>Descrizione</b>	<b>Description</b>	<b>Note/ Notes</b>









**Pag. / Page 2 - Sottoinsieme cavità / Cavity sub assy**








1	<b>OD6773</b>	Vetro+guarnizione	Glass panel+seal	<b>out of production</b>
1	<b>OD6221</b>	Kit Vetro+guarnizione+silicone	Kit Glass panel+seal+silicon	
2	<b>VOIR S1</b>	Supporto vetro	Glass support	
3	<b>OD6775</b>	Sonda inferiore	Lower sensor	
4	<b>OD6776</b>	Ago a becco set x2	Needle spring set x2	
5	<b>OD6777</b>	Molla	Spring	
6	<b>OKQ524</b>	Rondella 7x20x2 set x10	Washer 7x20x2 set x10	
7	<b>OD6778</b>	Resistenza 208v 800w	Resistor 208v 800w	
7	<b>OD6779</b>	Resistenza 230v 800w	Resistor 230v 800w	
8	<b>D6780</b>	Kit isolante camera di cottura	Cooking chamber insulation kit	
9	<b>OD6781</b>	Camera di cottura	Cooking chamber	
10	<b>OD6782</b>	Dado HU M6 zoccolo set x10	Nut HU M6 base set x10	
11	<b>OD6783</b>	Dado HU M5 zoccolo set x10	Nut HU M5 base set x10	
12	<b>OD6849</b>	Rondella 7x20x2 set x10	Washer 7x20x2 set x10	
S1	<b>OD6774</b>	Kit vetro + cornice montato	Glass Kit + frame mounted	<b>out of production</b>
S1	<b>OD6222</b>	Kit vetro + cornice montato	Glass Kit + frame mounted	
S2	<b>OD6825</b>	Kit sonda	Sensor kit	

**Pag. / Page 3 - Carrozzeria / Casing**

20	<b>OD6784</b>	Conchiglia laterale destra (RAL 5026)	Right side casing (RAL 5026)
20	<b>OD7120</b>	Conchiglia laterale destra (FEVRIER 1)	Right side casing (FEVRIER 1)
20	<b>OD7122</b>	Conchiglia laterale destra (RAL 8011)	Right side casing (RAL 8011)
20	<b>OD7178</b>	Conchiglia laterale destra (RAL 3003)	Right side casing (RAL 3003)
20	<b>OC8681</b>	Conchiglia laterale destra (RAL 2010)	Right side casing (RAL 2010)
21	<b>OD6788</b>	Cornice posteriore	Rear strip
22	<b>OD6785</b>	Conchiglia laterale sinistra (RAL 5026)	Left side casing (RAL 5026)
22	<b>OD7121</b>	Conchiglia laterale sinistra (FEVRIER 1)	Left side casing (FEVRIER 1)
22	<b>OD7123</b>	Conchiglia laterale sinistra (RAL 8011)	Left side casing (RAL 8011)
22	<b>OD7179</b>	Conchiglia laterale sinistra (RAL 3003)	Left side casing (RAL 3003)
22	<b>OC8682</b>	Conchiglia laterale sinistra (RAL 2010)	Left side casing (RAL 2010)
23	<b>OD6786</b>	Vite H zoccolo intagliato M6x12 set x10	Screw H notched base M6x12 set x10
24	<b>OD6787</b>	Ventilatore	Fan
25	<b>OKL159</b>	Dado Hu M4 inox set x10	Nut Hu M4 stainless steel set x10
26	<b>OD6789</b>	Tirante anteriore	Front stiffener
27	 <b>S10</b>	Lamiera di fondo	Base plate
28	<b>OD6724</b>	Vite Cx M4x10 set x10	Screw CX M4x10 set x10
29	<b>OD6791</b>	Piede set x2 alti 40mm	Foot set x2 high 40mm
29	<b>OD7082</b>	Gamba corta (serie x2) 26mm	Short leg (set x2) 26mm
30	 <b>S11</b>	Placca frontale	Front plate
31	<b>OD3065</b>	Dado Hu M4 zoccolo set x10	Nut Hu M4 base set x10
32	 <b>S12</b>	Contatto di chiusura	Locking stud
33	 <b>S13</b>	Cornice anteriore	Front strip
34	<b>OD6795</b>	Vite H M4x6 inox set x10	Screw H M4x6 stainless steel set x10
	<b>OD0631</b>	Rondella contatto di 4 set x10	Contact washer size 4 set x10
35	<b>OD6881</b>	Pannello comandi pan usa	Pan USA control panel
35	<b>OD6882</b>	Pannello comandi electrolux	Electrolux control panel
36	<b>OD7014</b>	Deflettore	Deflector



<div style="display: flex; gap: 10px;"> <span style="border: 1px solid black; border-radius: 50%; padding: 2px 5px;">IT</span> <span style="border: 1px solid black; border-radius: 50%; padding: 2px 5px;">EN</span> </div>		HSP / HSG		Grassetto = variazioni Bold Print = changes
Pos. Item	Cod. ric. Part No.	Descrizione	Description	Note/ Notes
S10	<b>OD6790</b>	Lamiera di fondo + vite	Base plate + screws	
S11	<b>OD6792</b>	Placca frontale + vite	Front plate + screws	
S12	<b>OD6793</b>	Contatto di chiusura accessoriato	Locking stud assembly	
S13	<b>OD6794</b>	Cornice anteriore accessoriata	Front strip assembly	
<b>Pag. / Page 4 - Coperchio / Cover</b>				
40	<b>OD6980</b>	Tubo spirale	Cable	
41	<b>OD3343</b>	Pulsante M4-8252 set x2	Button M4-8252 set x2	
42	<b>OD6797</b>	Serranda posteriore	Rear hatch	
43	<b>OD6786</b>	Vite H zoccolo intagliato M6x12 set x10	Screw H notched base M6x12 set x10	
44	<b>OD0583</b>	Dado esagonale M6 set x10	Cap nut M6 set x10	
45	 <b>S20</b>	Serranda anteriore	Front hatch	
46	<b>OD6799</b>	Pulsante d'arresto completo set x2	Complete closure button set x2	
47	 <b>S27</b>	Coperchio	Lid only	
48	<b>OD0554</b>	Vite H M4x20 set x10	Screw H M4x20 set x10	
49	<b>OD6801</b>	Coperchio upper plate	Upper plate cover	
50	 <b>S22</b>	Tubo upper plate	Upper plate tube	
51	<b>OD0597</b>	Vite H M5x45 inox set x10	Screw H M5x45 stainless steel set x10	
	<b>OD0579</b>	Dado HU M5 inox set x10	Nut HU M5 stainless steel set x10	
51a	<b>OC9158</b>	Rondella Bossard M6/6,4 set x30	Bossard Washer M6/6,4 set x30	<b>from week 45 year 2012</b>
52	<b>OD6782</b>	Dado HU M6 zoccolo set x10	Nut HU M6 base set x10	
53	<b>OD7033</b>	Pressa mica	Mica press	
54	 <b>S21</b>	Resistenza mica	Mica resistor	
55	<b>OD7034</b>	Placca striata	Grooved plate	
56	<b>OD6805</b>	Corpo manico accessoriato	Handle body assembly	
57	<b>OD6806</b>	Vite+asse articolazione manico	Screw + handle hinge pin	
58	<b>OD6808</b>	Rondella ventosa magnetica +vite	Magnetic suction washer + screw	
59	<b>OD6809</b>	Guarnizione v-ring	V-ring seal	
60	<b>OD2328</b>	Vite F M8x16 inox set x10	Screw F M8x16 stainless steel set x10	
61	 <b>S23</b>	Manico	Handle	
62	<b>OKQ494</b>	Vite H M6x12 inox set x10	Screw H M6x12 stainless steel set x10	
	<b>OD0624</b>	Rondella CS M6 inox set x10	Washer CS M6 stainless steel set x10	
63	 <b>S24</b>	Porta bussola	Socket holder	
64	 <b>S25</b>	Paletto chiusura upper plate	Upper plate bolt	
65	<b>OD6813</b>	Vite di bloccaggio set x5	Locking screw set x5	
	<b>OD0503</b>	Dado HU M6 inox set x10	Nut HU M6 stainless steel set x10	
66	<b>OD0532</b>	Vite RL M4x12 inox set x10	Screw RL M4x12 stainless steel set x10	
67	 <b>S24</b>	Bussola a sfere	Linear bearing	
68	<b>OD6824</b>	Nascondi choke	Choke cover	
69	<b>OD7032</b>	Sonda	Sensor	
	<b>OD6984</b>	Prolunga Sonda (per OD7032)	Sensor extension (for OD7032)	
70	<b>OD6982</b>	Tappo set x 10	Plug (setx10)	
71	<b>OD3065</b>	Dado HU M4 set x10	Nut HU M4 stainless steel set x10	
72	<b>OD6983</b>	Clip fissaggio baking paper	Fixing clip Baking paper	
77	<b>OD0662</b>	Vite TF M4x8 inox set x4	Screw TF M4x8 stainless steel set x10	
78	<b>OD7137</b>	Cuneo accessoriato setx4	Wedge assembly setx4	
S20	<b>OD6798</b>	Serranda anteriore accessoriata	Front hatch assembly	
S21	<b>OD6803</b>	Upper plate 208v completo (tubo corto)	Complete upper plate 208v (short tube)	<b>out of production</b>
S21	<b>OC8486</b>	Upper plate 208v completo (tubo corto)	Complete upper plate 208v (short tube)	<b>from week 9 year 2012</b>

<div style="display: flex; justify-content: space-around;"> <span style="border: 1px solid black; border-radius: 50%; padding: 2px 5px;">IT</span> <span style="border: 1px solid black; border-radius: 50%; padding: 2px 5px;">EN</span> </div>		HSP / HSG		Grassetto = variazioni Bold Print = changes	
Pos. Item	Cod. ric. Part No.	Descrizione	Description	Note/ Notes	
S21	<b>0D7085</b>	Upper plate 208v completo (tubo lungo)	Complete upper plate 208v (long tube)	<b>out of production from week 9 year 2012</b>	
S21	<b>0C8485</b>	Upper plate 208v completo (tubo lungo)	Complete upper plate 208v (long tube)		
S21	<b>0C8484</b>	Upper plate 208v completo (tubo reg.)	Complete upper plate 208v (adj. tube)		<b>from week 9 year 2013</b>
S21	<b>0D6217</b>	Upper plate 230v completo (tubo corto)	Comp. upper plate 230v (short tube)		<b>out of production</b>
S21	<b>0C8489</b>	Upper plate 230v completo (tubo corto)	Comp. upper plate 230v (short tube)		<b>from week 9 year 2012</b>
S21	<b>0D6804</b>	Upper plate 230v completo (tubo lungo)	Complete upper plate 230v (long tube)		<b>out of production</b>
S21	<b>0C8488</b>	Upper plate 230v completo (tubo lungo)	Complete upper plate 230v (long tube)		<b>from week 9 year 2012</b>
S21	<b>0D7124</b>	Upper plate 230v comp. (tubo regolabile)	Comp. upper plate 230v (Adjustable tube)		<b>out of production</b>
S21	<b>0C8487</b>	Upper plate 230v comp. (tubo regolabile)	Comp. upper plate 230v (Adjustable tube)		<b>from week 9 year 2012</b>
S22	<b>0D6802</b>	Tubo upper plate accessoriato	Upper plate tube assembly		
S22	<b>0D6981</b>	Tubo upper plate accessoriato USA	USA Upper plate tube assembly		
S23	<b>0D6810</b>	Manico accessoriato	Handle assembly		
S24	<b>0D6811</b>	Porta bussola completo	Complete socket holder		<b>out of production</b>
S24	<b>0C8516</b>	Porta bussola completo	Complete socket holder		<b>from week 9 year 2012</b>
S25	<b>0D6812</b>	Paletto chiusura completo	Complete upper plate bolt		
S25	<b>0C8560</b>	Paletto chiusura completo	Complete upper plate bolt		<b>since serial nr. 147xxxx</b>
S26	<b>0D6807</b>	Manico di chiusura completo	Complete locking handle		
S27	<b>0D6800</b>	Coperchio + copertura choke	Lid + Choke cover		
<b>Pag. / Page 5 - Articolazione / Hinge</b>					
80	<b>0D6971</b>	Microruttore sicurezza	Safety microswitch		<b>not retrofittable to prev machine</b>
80a	<b>0C8298</b>	Microruttore sicurezza	Safety microswitch		
81	<b>0U0268</b>	Placca isolante	Insulating plate		
82	<b>0D6814</b>	Supporto microruttore	Microswitch support		
83	<b>0KL159</b>	Dado HU M4 set x10	Nut HU M4 set x10		
84	<b>0KQ511</b>	Vite C 3x16 inox set x10	Screw C 3X16 stainless steel set x10		
	<b>33986</b>	Rondella M3 set x10	Washer M3 set x10		
	<b>33987</b>	Dado HU M3 inox set x10	Nut HU M3 stainless steel set x10		
84a	<b>0C8120</b>	Vite M4x10	Screw M4x10		
85	 <b>S30</b>	Scatola posteriore	Rear casing		
86	<b>0D6816</b>	Molla di trazione completa set x2	Complete traction spring set x2		
87	<b>0C8117</b>	Giunto sferico set x2	Swivel joint set x2		
88	<b>0C8226</b>	Molla a gas	Gas spring		
89	 <b>S31</b>	Supporto condotta	Pipe support		
90	<b>0D0595</b>	Vite H 6x25 inox set x10	Screw H 6x25 stainless steel set x10		
	<b>0D0624</b>	Rondella CS M6 inox set x10	Washer CS M6 stainless steel set x10		
90a	<b>0C9158</b>	Rondella Bossard M6/6,4 set x 30	Bossard Washer M6/6,4 set x 30	<b>from week 36 year 2012</b>	
91	<b>0D6786</b>	Vite H zoccolo intagliato M6x12 set x10	Screw H notched base M6x12 set x10		
92	 <b>S32</b>	Tubo articolazione	Hinge tube		
93	 <b>S33</b>	Asse reggispira	Spindle stop		
94	<b>0D6783</b>	Dado HU M5 zoccolo intagliato set x10	Nut HU M5 notched base set x10		
95	 <b>S34</b>	Anello igus	Igus ring		
96	<b>0D6826</b>	Vite bombata torx M5x10 inox set x10	Curved head screw torx M5x10 inox set x10		
97	 <b>S35</b>	Asse articolazione	Hinge pin		
98	<b>0D6753</b>	Pressa stoppa+dado (Ø 23)	Cable gland + nut (Ø23)		
98	<b>0D6219</b>	Pressa stoppa+dado (Ø 28)	Cable gland + nut (Ø28)		
99	<b>0D6791</b>	Piede set x2 lunghi 40mm	Foot set x2 long 40mm		
99	<b>0D7082</b>	Gamba corta (serie x2) 26mm	Short leg (set x2) 26mm		
100	 <b>S36</b>	Lamiera posteriore	Rear plate		
101	<b>0D6724</b>	Vite taptite cx M4x10 set x10	Screw taptite M4x10 set x10		
102	<b>0D6876</b>	Cordone alimentazione 208v	Power supply cable 208v		

<div style="display: flex; gap: 10px;"> <span style="border: 1px solid black; border-radius: 50%; padding: 2px 5px;">IT</span> <span style="border: 1px solid black; border-radius: 50%; padding: 2px 5px;">EN</span> </div>		HSP / HSG		Grassetto = variazioni Bold Print = changes
Pos. Item	Cod. ric. Part No.	Descrizione	Description	Note/ Notes
102	<b>0D6220</b>	Cordone alimentazione 230v	Power supply cable 230v	
102	<b>0D6877</b>	Cordone alimentazione trifasico	Three-phase power supply cable	
103	<b>0D6985</b>	Vite CHC M6x25 inox set x10	Screw CHC M6x25 stainless steel set x10	
104	<b>0D0530</b>	Rondella dent6 set x10	Washer set x10	
	<b>0D0503</b>	Dado HU M6 inox set x10	Nut HU M6 stainless steel set x10	
105	<b>0D0621</b>	Rondella M4 set x10	Washer M4 set x10	
106	<b>0D0554</b>	Vite H m4x20 set x10	Screw H m4x20 set x10	
S30	<b>0D6815</b>	Scatola accessoriata	Casing assembly	
S31	<b>0D6819</b>	Supporto condotta accessoriata	Pipe support assembly	
S32	<b>0D6820</b>	Tube articolazione accessoriato	Tube hinge assembly	
S33	<b>0D6821</b>	Asse reggispinna accessoriata	Spindle stop assembly	
S34	<b>0D6822</b>	Anello igus accessoriato	Igus ring assembly	
S35	<b>0D6823</b>	Asse articolazione accessoriata	Hinge pin assembly	
S36	<b>0D6828</b>	Lamiera posteriore accessoriata	Rear plate assembly	
<b>Pag. / Page 6 - Magnetron</b>				
110	<b>0D6829</b>	Guaina evacuazione posteriore	Rear discharge duct	
111	<b>0D6830</b>	Vite H zoccolo intagliato M5x12set x10	Screw H notched base M5x12 set x10	
112	<b>0D5992</b>	Vite lamiera Cx 4,2x9,5 Zn set x10	Metal screw CX 4.2x9.5 galva set x10	
113	<b>0D6831</b>	Magnetron	Magnetron	
114	<b>0D6832</b>	Collegamento magnetron/ventilatore	Magnetron/fan connection	
115	<b>0D6833</b>	Klixon	Klixon	
116	<b>0D6834</b>	Ventilatore radiale 208v	Radial fan 208v	
116	<b>0D6835</b>	Ventilatore radiale 230v	Radial fan 230v	
117	<b>0D6836</b>	Guaina evacuazione anteriore	Front discharge duct	
118	<b>0D6250</b>	Vite lamiera Cx 3,5x9,5 Zn set x10	Metal screw CX 3.5x9.5 galva set x10	
119	<b>0D6837</b>	Uscita magnetron anteriore	Magnetron front output	
120	<b>0D6838</b>	Uscita magnetron posteriore	Magnetron rear output	
121	<b>0D6843</b>	Attacca cavo	Cable holder	<b>out of prod. from week 12/2013</b>
122	<b>0D6724</b>	Vite Cx m4x10 set x10	Screw CX m4x10 set x10	<b>out of prod. from week 12/2013</b>
S40	<b>0D6839</b>	Insieme magnetron anteriore 208v	Rear magnetron assembly 208v	
S40	<b>0D6840</b>	Insieme magnetron anteriore 230v	Rear magnetron assembly 230v	
S41	<b>0D6841</b>	Insieme magnetron anteriore 208v	Front magnetron assembly 208v	
S41	<b>0D6842</b>	Insieme magnetron anteriore 230v	Front magnetron assembly 230v	
<b>Pag. / Page 7 - Parte elettrica / Electric parts</b>				
130	<b>0D6851</b>	Ventosa magnetica	Electromagnet	
131	<b>0D6845</b>	Supporto ventosa	Support electromagnet	
132	<b>0D6783</b>	Dado HU M5 zoccolo intagliato set x10	Nut HU M5 notched base set x10	
133	<b>0D6844</b>	Guarnizione v-ring V40A set x5	V-ring seal V40A set x5	
134	<b>0D6846</b>	Sensore di prossimità	Proximity detector	
135	<b>0D5308</b>	Vite C M3x12 inox set x10	Screw C M3x12 stainless steel set x10	
	<b>33986</b>	Rondella M3 set x10	Washer M3 set x10	
	<b>33987</b>	Dado HU M3 inox set x10	Nut HU M3 stainless steel set x10	
136	<b>0D6994</b>	Scheda ordine Std	Control board Std	<b>up to serial nr. 245xxxx</b>
136	<b>0D6852</b>	Scheda ordine USA	Control board US	<b>up to serial nr. 245xxxx</b>
136	<b>0D7099</b>	Scheda ordine IT	Control board IT	<b>up to serial nr. 245xxxx</b>
136	<b>0D7180</b>	Scheda ordine PAM UK	Control board PAM UK	<b>up to serial nr. 245xxxx</b>
136	<b>0D7181</b>	Scheda ordine ELUX USA	Control board ELUX USA	<b>up to serial nr. 245xxxx</b>
136	<b>0D7182</b>	Scheda ordine PAM USA	Control board PAM USA	<b>up to serial nr. 245xxxx</b>
Da Ser.Nr./From Ser.nr. /839...			<b>Doc. Nr. : 595400P01</b>	





<div style="display: flex; gap: 10px;"> <span style="border: 1px solid black; border-radius: 50%; padding: 2px 5px;">IT</span> <span style="border: 1px solid black; border-radius: 50%; padding: 2px 5px;">EN</span> </div>		HSP / HSG		Grassetto = variazioni Bold Print = changes
Pos. Item	Cod. ric. Part No.	Descrizione	Description	Note/ Notes
136	<b>0D7195</b>	Scheda ordine EAT UK	Control board EAT UK	<b>up to serial nr. 245xxxx</b> from serial nr. 246xxxx see TB PDD2012-21 2nd Ed.
136	<b>0C9028</b>	Scheda ordine USA	Control board US	
136	<b>0C9026</b>	Scheda ordine EU	Control board EU	
136	<b>0C9024</b>	Scheda Autogrill	Control board Autogrill	
136	<b>0C9034</b>	Scheda ordine PAM UK	Control board PAM UK	
136	<b>0C9032</b>	Scheda ordine PAM USA	Control board PAM USA	
136	<b>0C9030</b>	Scheda ordine Panera USA	Control board Panera USA	
136	<b>0C9036</b>	Scheda ordine EAT UK	Control board EAT UK	
136	<b>0C9038</b>	Scheda ordine MELT USA	Control board MELT USA	
137	<b>0D6853</b>	Condensatore HT per 208V,230V	HT capacitor for 208V, 230V	
137	<b>0D7031</b>	Condensatore HT per 400V	HT capacitor for 400V	
138	<b>0D6854</b>	Supporto condensatore HT (alta tensione)	HT capacitor support	
139	<b>0D6855</b>	Raddrizzatore HT (alta tensione)	HT rectifier	
140	<b>0D6856</b>	Insieme fusibili HT (alta tensione)	HT fuse assembly	
140	<b>0C8517</b>	Insieme fusibili HT (alta tensione)	HT fuse assembly	
141	<b>0D6857</b>	Attacco per cavo set x4	Cable holder set x4	
142	<b>0D6858</b>	Trasformatore 208v	Transformer 208v	
142	<b>0D6859</b>	Trasformatore 400V	Transformer 400V	
142	<b>0D7030</b>	Trasformatore 230V	Transformer 230V	
142	<b>0C9089</b>	Trasformatore 220V	Transformer 220V	
143	<b>0D2311</b>	Vite CHC M6x90 set x5	Screw CHC M6x90 set x5	
	<b>0D6782</b>	Dado HU M6 zoccolo intagliato set x10	Nut HU M6 notched base set x10	
144	<b>0D6860</b>	Cordone scheda 2	Board cord 2	
145	<b>0D6861</b>	Cordone scheda 3	Board cord 3	
146	<b>0D6862</b>	Cordone scheda 1	Board cord 1	
147	<b>0D5195</b>	Clip fissaggio cavo set x10	Cable fixing clip set x10	
148	<b>0D6863</b>	Supporto componente	Component support	
149	<b>0D0551</b>	Vite taptite M6x12set x10	Screw taptite M6x12 set x10	
153	<b>0D6866</b>	Relais statico	Static relay	
154	<b>0D6755</b>	Vite in plastica C m4x20 set x10	plastic Screw C M4x20 set x10	
	<b>0D6441</b>	Distanziatore 4x10x10 set x10	Spacer 4x10x10 set x2	
	<b>0D3065</b>	Dado Hu M4 zoccolo set x10	Plastic Nut Hu M4 set x10	
155	<b>0D1916</b>	Morsetto 4 terra	Terminal 4 earth	
156	<b>0D1915</b>	Morsetto 2,5	Terminal 2.5	
157	<b>0D3663</b>	Morsetto 6	Terminal 6	
158	<b>0D3659</b>	Morsetto 6 terra	Terminal 6 earth	
159	<b>0D6868</b>	Supporto morsettiera	Terminal block support	
160	<b>0D6870</b>	Contattore lc1dt3 62p7	Contactore lc1dt32p7	
161	<b>0D7084</b>	Relè statico	Static relay	
162	<b>0D6869</b>	Contattore 25A	Contactore 25A	
163	<b>0D6872</b>	Disgiuntore1p 20A	Circuit breaker 1p 20A	
164	<b>0D7039</b>	Fusibile 160 MA set X 5	160 MA Fusible (set x 5)	
165	<b>0C8496</b>	Filtro EMC 115/250V 30A 1PH	EMC Filter 115/250V 30A 1PH	
165	<b>0C9124</b>	Filtro EMC 440V 20A 40C 3PH	EMC Filter 440V 20A 40C 3PH	
165	<b>0D7044</b>	Filtro EMC 230V 20A 1PH	EMC Filter 230V 20A 1PH	
165	<b>0D7045</b>	Filtro EMC 400V 8A 3PH	EMC Filter 400V 8A 3PH	
166	<b>0C9054</b>	Kit Cavi Scheda A+B+CD	Board Cable kit A+B+CD	
166 - A	<b>0C9039</b>	Cavo A	Cable A	
166 - B	<b>0C9040</b>	Cavo B	Cable B	
166 - CD	<b>0C9041</b>	Cavo CD	Cable CD	
S50	<b>0D6873</b>	Elettronica 400v	Electric 400v	
S51	<b>0D6874</b>	Elettronica 208v	Electric 208v	
S51	<b>0D7074</b>	Elettronica 230v	Electric 230v	









**since serial Nr. 208xxxx**

**only for PNC 603853**

since week 9 year 2012 No Retrofitt.  
**only for PNC 603854**

since 242xxxx in EU/246xxxx in US  
since 242xxxx in EU/246xxxx in US  
since 242xxxx in EU/246xxxx in US  
since 242xxxx in EU/246xxxx in US

FR		ES		HSP / HSG	Grassetto = variazioni Bold Print = changes
Rep. N	Code Código	Désignation	Descripción	Notes/ Notas	
<b>Page / Pag. 2 - S/E cavité / S/C cavidad</b>					
1	<b>0D6773</b>	Vitre + joint	Cristal + junta	<b>out of production</b>	
1	<b>0D6221</b>	Kit Vitre+joint+silicon	Kit Cristal + junta + silicon		
2	<b>VOIR S1</b>	Support de vitre	Soporte del cristal		
3	<b>0D6775</b>	Sonde inférieur	Sonda inferior		
4	<b>0D6776</b>	Aiguille ressort jeu x2	Aguja muelle juego x 2		
5	<b>0D6777</b>	Ressort	Muelle		
6	<b>0KQ524</b>	Rondelle 7x20x2 jeu x10	Arandela 7x20x2 juego x 10		
7	<b>0D6778</b>	Resistance 208v 800w	Resistencia 208v 800w		
7	<b>0D6779</b>	Resistance 230v 800w	Resistencia 230v 800w		
8	<b>D6780</b>	Kit isolation chambre de cuisson	Kit aislación de la cámara de cocción		
9	<b>0D6781</b>	Chambre de cuisson	Cámara de cocción		
10	<b>0D6782</b>	Ecrou HU M6 embase jeu x10	Tuerca HU M6 base juego x 10		
11	<b>0D6783</b>	Ecrou HU M5 embase jeu x10	Tuerca HU M5 base juego x 10		
12	<b>0D6849</b>	Rondelle 7X20X2 jeu x10	Arandela 7x20x2 juego x 10		
S1	<b>0D6774</b>	Support de vitre équipé	Soporte del cristal equipado	<b>out of production</b>	
S1	<b>0D6222</b>	Support de vitre équipé	Soporte del cristal equipado		
S2	<b>0D6825</b>	Kit sonde	Kit sonda		
<b>Page / Pag. 3 - Carrosserie / Carrocería</b>					
20	<b>0D6784</b>	Coque latérale droite (RAL 5026)	Casco lateral derecho (RAL 5026)		
20	<b>0D7120</b>	Coque latérale droite (FEVRIER 1)	Casco lateral derecho (FEVRIER 1)		
20	<b>0D7122</b>	Coque latérale droite (RAL 8011)	Casco lateral derecho (RAL 8011)		
20	<b>0D7178</b>	Coque latérale droite (RAL 3003)	Casco lateral derecho (RAL 3003)		
20	<b>0C8681</b>	Coque latérale droite (RAL 2010)	Casco lateral derecho (RAL 2010)		
21	<b>0D6788</b>	Bandeau arrière	Banda trasera		
22	<b>0D6785</b>	Coque latérale gauche (RAL 5026)	Casco lateral izquierdo (RAL 5026)		
22	<b>0D7121</b>	Coque latérale gauche (FEVRIER 1)	Casco lateral izquierdo (FEVRIER 1)		
22	<b>0D7123</b>	Coque latérale gauche (RAL 8011)	Casco lateral izquierdo (RAL 8011)		
22	<b>0D7179</b>	Coque latérale gauche (RAL 3003)	Casco lateral izquierdo (RAL 3003)		
22	<b>0C8682</b>	Coque latérale gauche (RAL 2010)	Casco lateral izquierdo (RAL 2010)		
23	<b>0D6786</b>	Vis H embase cranté M6x12 jeu x10	Tornillo H base dentada M6x12 juego x 10		
24	<b>0D6787</b>	Ventilateur	Ventilador		
25	<b>0KL159</b>	Ecrou Hu M4 inox jeu x10	Tuerca HU M4 acero juego x 10		
26	<b>0D6789</b>	Raidisseur avant	Rigidizador delantero		
27	 <b>S10</b>	Tôle de fond	Chapa de fondo		
28	<b>0D6724</b>	Vis Cx M4x10 jeu x10	Tornillo Cx M4x10 juego x 10		
29	<b>0D6791</b>	Pied jeu x2 haut 40mm	Pie juego x 2 alto 40mm		
29	<b>0D7082</b>	Pied court (jeux2) 26mm	Pata corta (juego x 2) 26mm		
30	 <b>S11</b>	Plaque frontale	Placa frontal		
31	<b>0D3065</b>	Ecrou Hu M4 embase jeu x10	Tuerca Hu M4 base juego x 10		
32	 <b>S12</b>	Plot de verrouillage	Espiga de bloqueo		
33	 <b>S13</b>	Bandeau avant	Banda delantera		
34	<b>0D6795</b>	Vis H M4x6 inox jeu x10	Tornillo H M4x6 inox juego x 10		
	<b>0D0631</b>	Rondelle contact de 4 jeu x10	Arandela contacto de 4 juego x 10		
35	<b>0D6881</b>	Tableau de bord pan usa	Panel de mando cara EE.UU.		
35	<b>0D6882</b>	Tableau de bord electrolux	Panel de mando electrolux		
36	<b>0D7014</b>	Défecteur	Deflector		

FR		ES		HSPP / HSG		Grassetto = variazioni Bold Print = changes
Rep. N	Code Código	Désignation	Descripción	Notes/ Notas		
S10	<b>0D6790</b>	Tôle de fond + vis	Chapa de fondo + tornillo			
S11	<b>0D6792</b>	Plaque frontale + vis	Placa frontal + tornillo			
S12	<b>0D6793</b>	Plot de verrouillage équipé	Espiga de bloqueo equipada			
S13	<b>0D6794</b>	Bandeau avant équipé	Banda delantera equipada			
<b>Page / Pag. 4 -Couvercle / Tapa</b>						
40	<b>0D6980</b>	Cable	Tubo espiral			
41	<b>0D3343</b>	Bouton M4-8252 jeu x2	Botón M4-8252 juego x 2			
42	<b>0D6797</b>	Trappe arrière	Trampilla trasera			
43	<b>0D6786</b>	Vis H embase cranté M6x12 jeu x10	Tornillo H base dentada M6x12 juego x10			
44	<b>0D0583</b>	Ecrou borgne M6 jeu x10	Tuerca ciega M6 juego x10			
45	 <b>S20</b>	Trappe avant	Trampilla delantera			
46	<b>0D6799</b>	Bouton fermeture complet jeu x2	Botón cierre total juego x 2			
47	 <b>S27</b>	Couvercle seul	Tapa sola			
48	<b>0D0554</b>	Vis H M4x20 jeu x10	Tornillo H M4X20 juego x 10			
49	<b>0D6801</b>	Couvercle upper plate	Tapa placa superior			
50	 <b>S22</b>	Tube upper plate	Tubo placa superior			
51	<b>0D0597</b>	Vis H M5x45 inox jeu x10	Tornillo H M5x45 inox juego x 10			
	<b>0D0579</b>	Ecrou HU M5 inox jeu x10	Tuerca HU M5 inoxidable juego x 10			
51a	<b>0C9158</b>	Rondelle Bossard M6/6,4 set x30	Arandela Bossard M6/6,4 set x30	<b>from week 45 year 2012</b>		
52	<b>0D6782</b>	Ecrou HU M6 embase jeu x10	Tuerca HU M6 base juego x 10			
53	<b>0D7033</b>	Presse mica	Prensa de mica			
54	 <b>S21</b>	Resistance mica	Resistencia mica			
55	<b>0D7034</b>	Plaque striée	Placa estriada			
56	<b>0D6805</b>	Corps de poignée équipé	Cuerpo de asa equipado			
57	<b>0D6806</b>	Vis + axe articulation poignée	Tornillo + eje de articulación asa			
58	<b>0D6808</b>	Rondelle ventouse magnétique + vis	Arandela ventosa magnética + tornillo			
59	<b>0D6809</b>	Joint v-ring	Junta V-Ring			
60	<b>0D2328</b>	Vis F M8x16 inox jeu x10	Tornillo F M8x16 acero juego x 10			
61	 <b>S23</b>	Poignée	Asa			
62	<b>0KQ494</b>	Vis H M6x12 inox jeu x10	Tornillo H M6x12 acero juego x 10			
	<b>0D0624</b>	Rondelle CS M6 inox jeu x10	Arandela CS M6 acero x 10			
63	 <b>S24</b>	Porte douille	Portacasquillo			
64	 <b>S25</b>	Verrou upper plate	Cierre placa superior			
65	<b>0D6813</b>	Vis de serrage jeu x5	Tornillo fiador juego x 5			
	<b>0D0503</b>	Ecrou HU M6 inox jeu x10	Tuerca HU M6 acero juego x 10			
66	<b>0D0532</b>	Vis RL M4x12 inox jeu x10	Tornillo RL M4x12 inox juego x 10			
67	 <b>S24</b>	Douille a bille	Casquillo de rodamiento			
68	<b>0D6824</b>	Cache choke	Tapa choke			
69	<b>0D7032</b>	Sonde	Sonda			
	<b>0D6984</b>	extension (pour 0D7032)	extension ( por 0D7032)			
70	<b>0D6982</b>	Bouchon (jeux10)	Tapón (juego x 10)			
71	<b>0D3065</b>	Ecrou HU M4 inox jeu x10	Tuerca HU M4 juego x 10			
72	<b>0D6983</b>	Clip fixation Baking paper	Clip de fijación baking paper			
77	<b>0D0662</b>	Vis TF M4x8 inox jeu x10	Tornillo TF M4x8 inox juego x 4			
78	<b>0D7137</b>	Cale équipée jeux4	Cuña plana equipada juego x4			
S20	<b>0D6798</b>	Trappe avant équipée	Trampilla delantera equipada			
S21	<b>0D6803</b>	Upper plate 208v complète (tube court)	Placa superior 208v completa (Tubo corto)	<b>out of production</b>		
S21	<b>0C8486</b>	Upper plate 208v complète (tube court)	Placa superior 208v completa (Tubo corto)	<b>from week 9 year 2012</b>		
S21	<b>0D7085</b>	Upper plate 208v complète (tube long)	Placa superior 208v completa (Tubo lungo)	<b>out of production</b>		
S21	<b>0C8485</b>	Upper plate 208v complète (tube long)	Placa superior 208v completa (Tubo lungo)	<b>from week 9 year 2012</b>		



FR		ES		HSP / HSG		Grassetto = variazioni Bold Print = changes	
Rep. N	Code Código	Désignation	Descripción	Notes/ Notas			
103	<b>0D6985</b>	Vis CHC M 6x25 inox jeu x10	Tornillo CHC M6x25 inox juego x 10				
104	<b>0D0530</b>	Rondelle dent 6 jeu x10	Arandela dent6 juego x 10				
	<b>0D0503</b>	Ecrou HU M6 inox jeu x10	Tuerca HU M6 inox juego x 10				
105	<b>0D0621</b>	Rondelle M4 jeu x10	Arandela M4 juego x 10				
106	<b>0D0554</b>	Vis H m4x20 jeu x10	Tornillo H m4x20 juego x 10				
S30	<b>0D6815</b>	Boîtier équipé	Caja equipada				
S31	<b>0D6819</b>	Support tuyau équipé	Soporte tubo equipado				
S32	<b>0D6820</b>	Tube articulation équipé	Tubo de articulación equipado				
S33	<b>0D6821</b>	Axe butée équipé	Eje tope equipado				
S34	<b>0D6822</b>	Bague igus équipé	Anillo igus equipado				
S35	<b>0D6823</b>	Axe articulation équipé	Eje articulación equipado				
S36	<b>0D6828</b>	Tôle arrière équipée	Chapa trasera equipada				
<b>Page / Pag. 6 - Magnetrón / Magnétron</b>							
110	<b>0D6829</b>	Gaine évacuation arrière	Funda evacuación trasera				
111	<b>0D6830</b>	Vis H embase crantée M5x12 jeu x10	Tornillo H base dentada M5x12 juego x10				
112	<b>0D5992</b>	Vis tôle Cx 4,2x9,5 Zn jeu x10	Tornillo chapa Cx 4,2x9,5 Zn juego x 10				
113	<b>0D6831</b>	Magnétron	Magnétron				
114	<b>0D6832</b>	Liaison magnétron / ventilateur	Unión magnetrón / ventilador				
115	<b>0D6833</b>	Klixon	Klixon				
116	<b>0D6834</b>	Ventilateur radial 208v	Ventilador radial 208v				
116	<b>0D6835</b>	Ventilateur radial 230v	Ventilador radial 230v				
117	<b>0D6836</b>	Gaine évacuation avant	Funda evacuación delantera				
118	<b>0D6250</b>	Vis tôle Cx 3,5x9,5 Zn jeu x10	Tornillo chapa Cx 3,5x9,5 Zn juego x 10				
119	<b>0D6837</b>	Sortie magnétron avant	Salida magnetrón delantera				
120	<b>0D6838</b>	Sortie magnétron arrière	Salida magnetrón trasera				
121	<b>0D6843</b>	Attache câble	Sujetacables	<b>out of prod. from week 12/2013</b>			
122	<b>0D6724</b>	Vis Cx m4x10 jeu x10	Tornillo Cx m4x10 juego x 10	<b>out of prod. from week 12/2013</b>			
S40	<b>0D6839</b>	Ensemble magnétron arrière 208v	Conjunto magnetrón trasero 208v				
S40	<b>0D6840</b>	Ensemble magnétron arrière 230v	Conjunto magnetrón trasero 230v				
S41	<b>0D6841</b>	Ensemble magnétron avant 208v	Conjunto magnetrón delantero 208v				
S41	<b>0D6842</b>	Ensemble magnétron avant 230v	Conjunto magnetrón delantero 230v				
<b>Page / Pag. 7 - Part Electrique / Electricidad</b>							
130	<b>0D6851</b>	Ventouse magnétique	Ventosa magnética				
131	<b>0D6845</b>	Support ventouse	Soporte ventosa				
132	<b>0D6783</b>	Ecrou HU M5 embase crantée jeu x10	Tuerca HU M5 con base dentada juego x10				
133	<b>0D6844</b>	Joint v-ring V40A jeu x5	Junta v-ring V40A juego x 5				
134	<b>0D6846</b>	Détecteur de proximité	Detector de proximidad				
135	<b>0D5308</b>	Vis C M3x12 inox jeu x10	Tornillo C M3x12 inox juego x 10				
	<b>33986</b>	Rondelle M3 jeu x10	Arandela M3 juego x 10				
	<b>33987</b>	Ecrou HU M3 inox jeu x10	Tuerca HU M3 inox juego x 10				
136	<b>0D6994</b>	Carte commande Std	Tarjeta de mando Std	<b>up to serial nr. 245xxxx</b>			
136	<b>0D6852</b>	Carte commande USA	Tarjeta de mando US	<b>up to serial nr. 245xxxx</b>			
136	<b>0D7099</b>	Carte commande IT	Tarjeta de mando IT	<b>up to serial nr. 245xxxx</b>			
136	<b>0D7180</b>	Carte commande PAM UK	Tarjeta de mando PAM UK	<b>up to serial nr. 245xxxx</b>			
136	<b>0D7181</b>	Carte commande ELUX USA	Tarjeta de mando ELUX USA	<b>up to serial nr. 245xxxx</b>			
136	<b>0D7182</b>	Carte commande PAM USA	Tarjeta de mando PAM USA	<b>up to serial nr. 245xxxx</b>			
136	<b>0D7195</b>	Carte commande EAT UK	Tarjeta de mando EAT UK	<b>up to serial nr. 245xxxx</b>			
136	<b>0C9028</b>	Carte commande USA	Tarjeta de mando US	from serial nr. 246xxxx see TB PDD2012-21 2nd Ed.			
Da Ser.Nr./From Ser.nr. /839...				<b>Doc. Nr. : 595400P01</b>			



<div style="display: flex; gap: 10px;"> <span style="border: 1px solid black; border-radius: 50%; padding: 2px 5px;">FR</span> <span style="border: 1px solid black; border-radius: 50%; padding: 2px 5px;">ES</span> </div>		HSP / HSG		Grassetto = variazioni Bold Print = changes
Rep. N	Code Código	Désignation	Descripción	Notes/ Notas
136	<b>0C9026</b>	Carte commande EU	Tarjeta de mando EU	from serial nr. 246xxxx see TB PDD2012-21 2nd Ed.
136	<b>0C9024</b>	Carte commande Autogrill	Tarjeta de mando Autogrill	from serial nr. 246xxxx see TB PDD2012-21 2nd Ed.
136	<b>0C9030</b>	Carte commande Panera USA	Tarjeta de mando Panera USA	from serial nr. 246xxxx see TB PDD2012-21 2nd Ed.
136	<b>0C9032</b>	Carte commande PAM USA	Tarjeta de mando PAM USA	from serial nr. 246xxxx see TB PDD2012-21 2nd Ed.
136	<b>0C9034</b>	Carte commande PAM UK	Tarjeta de mando PAM UK	from serial nr. 246xxxx see TB PDD2012-21 2nd Ed.
136	<b>0C9036</b>	Carte commande EAT UK	Tarjeta de mando EAT UK	from serial nr. 246xxxx see TB PDD2012-21 2nd Ed.
136	<b>0C9038</b>	Carte commande MELT USA	Tarjeta de mando MELT USA	from serial nr. 246xxxx see TB PDD2012-21 2nd Ed.
137	<b>0D6853</b>	Condensateur HT pour 208V, 230V	Condensador HT para 208V, 230V	
137	<b>0D7031</b>	Condensateur HT pour 400V	Condensador HT para 400V	
138	<b>0D6854</b>	Support condensateur HT	Soporte condensador HT	
139	<b>0D6855</b>	Redresseur HT	Rectificador HT	
140	<b>0D6856</b>	Ensemble fusible HT	Conjunto fusible HT	
140	<b>0C8517</b>	Ensemble fusible HT	Conjunto fusible HT	<b>Since serial nr. 208xxxx</b>
141	<b>0D6857</b>	Attache cable jeu x4	Clip cable juego x 4	
142	<b>0D6858</b>	Transformateur 208v	Transformador 208v	
142	<b>0D6859</b>	Transformateur 400V	Transformador 400V	
142	<b>0D7030</b>	Transformateur 230V	Transformador 230V	
142	<b>0C9089</b>	Transformateur 220V	Transformador 220V	<b>only for PNC 603853</b>
143	<b>0D2311</b>	Vis CHC M6x90 jeu x5	Tornillo CHC M6x90 juego x 5	
	<b>0D6782</b>	Ecrou HU M6 embase crantée jeu x10	Tuerca HU M6 base dentada juego x 10	
144	<b>0D6860</b>	Cordon carte 2	Cable tarjeta 2	
145	<b>0D6861</b>	Cordon carte 3	Cable tarjeta 3	
146	<b>0D6862</b>	Cordon carte 1	Cable tarjeta 1	
147	<b>0D5195</b>	Clip fixation cable jeu x10	Clip de fijación de cable juego x 10	
148	<b>0D6863</b>	Support composant	Soporte componente	
149	<b>0D0551</b>	Vis taptite M6x12 jeu x10	Tornillo Taptite M6x12 juego x 10	
153	<b>0D6866</b>	Relais statique	Relé estático	
154	<b>0D6755</b>	Vis C m4x20 plastique jeu x10	Tornillo plástico C m4x20 juego x 10	
	<b>0D6441</b>	Entretoise 4x10x10 jeu x10	Distanciador 4x10x10 juego x 2	
	<b>0D3065</b>	Ecrou Hu M4 plastique jeu x10	Tuerca Hu M4 base juego x 10	
155	<b>0D1916</b>	Borne 4 terre	Borne 4 tierra	
156	<b>0D1915</b>	Borne 2,5	Borne 2,5	
157	<b>0D3663</b>	Borne 6	Borne 6	
158	<b>0D3659</b>	Borne 6 terre	Borne 6 tierra	
159	<b>0D6868</b>	Support bornier	Soporte placa de bornes	
160	<b>0D6870</b>	Contacteur 1c1dt32p7	Contactador 1c1dt32p7	
161	<b>0D7084</b>	Relais statique	Rele estatico	
162	<b>0D6869</b>	Contacteur 25A	Contactador 25A	
163	<b>0D6872</b>	Disjoncteur 1p 20A	Disyuntor 1p 20A	
164	<b>0D7039</b>	Fusible 160ma (jeu X 5)	Fusible 160MA juego X 5	
165	<b>0C8496</b>	Filtre CEM 115/250V 30A 1PH	EMC Filtro 115/250V 30A 1PH	since week 9 year 2012 No Retrofit.
165	<b>0C9124</b>	Filtre CEM 440V 20A 40C	EMC Filtro 440V 20A 40C	<b>only for PNC 603854</b>
165	<b>0D7044</b>	Filtre CEM 230V 20A 1PH	EMC Filtro 230V 20A 1PH	
165	<b>0D7045</b>	Filtre 400V 8A 3PH	EMC Filtro 400V 8A 3PH	
166	<b>0C9054</b>	Kit de Cables A+B+CD	Junta de Juego de cables A+B+CD	since 242xxxx in EU/246xxxx in US
166 - A	<b>0C9039</b>	Cable A	Cables A	since 242xxxx in EU/246xxxx in US
166 - B	<b>0C9040</b>	Cable B	Cables B	since 242xxxx in EU/246xxxx in US
166 - CD	<b>0C9041</b>	Cable CD	Cables CD	since 242xxxx in EU/246xxxx in US
S50	<b>0D6873</b>	Electrique 400v	Eléctrico 400v	
S51	<b>0D6874</b>	Electrique 208v	Eléctrico 208v	
S51	<b>0D7074</b>	Electrique 230v	Eléctrico 230v	









<div style="display: flex; gap: 10px;"> <div style="border: 1px solid black; border-radius: 50%; width: 30px; height: 30px; display: flex; align-items: center; justify-content: center;">SV</div> <div style="border: 1px solid black; border-radius: 50%; width: 30px; height: 30px; display: flex; align-items: center; justify-content: center;">D</div> </div>		<b>HSP / HSG</b>		Grassetto = variazioni Bold Print = changes
Ref. Pos.	Kod Teile-Nr	Beskrivning	Bezeichnung	Anmärkning/ Hinweis

**Sida / Seite 2 - Monteringsgrupp för hålligheten / Baugruppe Kavität**

1	<b>0D6773</b>	Glasruta + tätning	Scheibe + Dichtung	<b>out of production</b>
1	<b>0D6221</b>	Glasruta + tätning + silikon	Scheibe + Dichtung + Silikon	
2	<b>VOIR S1</b>	Hållare till glasrutan	Scheibehalterung	
3	<b>0D6775</b>	Nedre sond	Untere Sonde	
4	<b>0D6776</b>	Klämma för fjädern mutterdragarsats x2	Nadelfeder (2-er Satz)	
5	<b>0D6777</b>	Fjäder	Feder	
6	<b>0KQ524</b>	Packning 7x20x2 mutterdragarsats x10	U-Scheibe 7x20x2 (10er-Satz)	
7	<b>0D6778</b>	Styrka 208V 800W	Widerstand 208V 800W	
7	<b>0D6779</b>	Styrka 230V 800W	Widerstand 230V 800W	
8	<b>D6780</b>	Byggsats för isolering av tillagningsrum	Bausatz Isolierung Garkammer	
9	<b>0D6781</b>	Tillagningsrum	Garkammer	
10	<b>0D6782</b>	Mutter HU M6 med botten mutterdragarsats x10	Sechskant-Bundmutter M6 (10-er Satz)	
11	<b>0D6783</b>	Mutter HU M5 med botten mutterdragarsats x10	Sechskant-Bundmutter M5 (10-er Satz)	
12	<b>0D6849</b>	Packning 7x20x2 mutterdragarsats x10	U-Scheibe 7x20x2 (10er-Satz)	
S1	<b>0D6774</b>	Utrustad hållare till glasrutan	Scheibehalterung komplett	<b>out of production</b>
S1	<b>0D6222</b>	Utrustad hållare till glasrutan	Scheibehalterung komplett	
S2	<b>0D6825</b>	Byggsats till sonden	Bausatz Sonde	

**Sida / Seite 3 - Överrede / Gehäuse**

20	<b>0D6784</b>	Skal höger sida (RAL 5026)	Rechte Seitenwand (RAL 5026)
20	<b>0D7120</b>	Skal höger sida (FEVRIER 1)	Rechte Seitenwand (FEVRIER 1)
20	<b>0D7122</b>	Skal höger sida (RAL 8011)	Rechte Seitenwand (RAL 8011)
20	<b>0D7178</b>	Skal höger sida (RAL 3003)	Rechte Seitenwand (RAL 3003)
20	<b>0C8681</b>	Skal höger sida (RAL 2010)	Rechte Seitenwand (RAL 2010)
21	<b>0D6788</b>	Bakre överstycke	Hinteres Blech
22	<b>0D6785</b>	Skal vänster sida (RAL 5026)	Linke Seitenwand (RAL 5026)
22	<b>0D7121</b>	Skal vänster sida (FEVRIER 1)	Linke Seitenwand (FEVRIER 1)
22	<b>0D7123</b>	Skal vänster sida (RAL 8011)	Linke Seitenwand (RAL 8011)
22	<b>0D7179</b>	Skal vänster sida (RAL 3003)	Linke Seitenwand (RAL 3003)
22	<b>0C8682</b>	Skal vänster sida (RAL 2010)	Linke Seitenwand (RAL 2010)
23	<b>0D6786</b>	Skruv H med hake M6x12 mutterdragarsats x10	Sechskant-Bundschraube mit Verzahnung M6x12 (10-er Satz)
24	<b>0D6787</b>	Fläkt	Gebälse
25	<b>0KL159</b>	Mutter Hu M4 i rostfritt stål x10	Sechskantmutter M4 Edelstahl (10-er Satz)
26	<b>0D6789</b>	Främre stomme	Vordere Versteifung
27	 <b>S10</b>	Bottenplåt	Bodenplatte
28	<b>0D6724</b>	Skruv Cx M4x10 mutterdragarsats x10	Schraube CX M4x10 (10-er Satz)
29	<b>0D6791</b>	Fot mutterdragarsatsx2 high 40mm	Fuß (2-er Satz) hoch 40mm
29	<b>0D7082</b>	Korta ben (sats x2) 29mm	Kurzer Fuß (2-er Satz) 29mm
30	 <b>S11</b>	Främre platta	Vorderplatte
31	<b>0D3065</b>	Mutter Hu M4 mutterdragarsats x10	Sechskant-Bundmutter M4 (10-er Satz)
32	 <b>S12</b>	Låsningmekanism	Sperrklotz
33	 <b>S13</b>	Främre överstycke	Vorderes Blech
34	<b>0D6795</b>	Skruv H M4x6 i rostfritt stål mutterdragarsats x10	Sechskantschraube M4x6 Edelstahl (10-er Satz)
	<b>0D0631</b>	Kontaktpackning 4 mutterdragarsats x10	4-er Kontaktscheibe (10-er Satz)
35	<b>0D6881</b>	Pan Usa instrumentbräda	Bedienerfeld PAN USA
35	<b>0D6882</b>	Electrolux instrumentbräda	Bedienerfeld Electrolux
36	<b>0D7014</b>	Detektor	Abweiser

SV		D		HSP / HSG	Grassetto = variazioni Bold Print = changes
Ref. Pos.	Kod Teile-Nr	Beskrivning	Bezeichnung	Anmärkning/ Hinweis	
S10	<b>0D6790</b>	Bottenplåt + skruv	Bodenplatte + Schrauben		
S11	<b>0D6792</b>	Främre platta + skruv	Vorderplatte + Schrauben		
S12	<b>0D6793</b>	Utrustad låsningsmekanism	Sperrklotz komplett		
S13	<b>0D6794</b>	Utrustat främre överstycke	Vorderes Blech komplett		
<b>Sida / Seite 4 -Lock / Abdeckung</b>					
40	<b>0D6980</b>	Spiralrör	Kabel		
41	<b>0D3343</b>	Knapp M4-8252 mutterdragarsats x2	Taste M4-8252 (2-er Satz)		
42	<b>0D6797</b>	Bakre lucka	Hintere Klappe		
43	<b>0D6786</b>	Skruv H med hake M6x12 mutterdragarsats x10	Sechskant-Bundschraube mit Verzahnung M6x12 (10-er Satz)		
44	<b>0D0583</b>	Rundmutter M6 mutterdragarsats x10	Hutmutter M6 (10-er Satz)		
45	 <b>S20</b>	Främre lucka	Vordere Klappe		
46	<b>0D6799</b>	Knapp för fullständig stängning mutterdragarsats x2	Verschlussstaste komplett (2-er Satz)		
47	 <b>S27</b>	Ensam lock	Haube allein		
48	<b>0D0554</b>	Skruv H M4x20 mutterdragarsats x10	Schraube H M4x20 (10-er Satz)		
49	<b>0D6801</b>	Lock övre plattan	Abdeckung obere Platte		
50	 <b>S22</b>	Rör övre plattan	Rohr obere Platte		
51	<b>0D0597</b>	Skruv H M5x45 i rostfritt stål mutterdragarsats x10	Sechskantschraube M5x45 Edelstahl (10-er Satz)		
	<b>0D0579</b>	Mutter HU M5 i rostfritt stål mutterdragarsats x10	Sechskantmutter M5 Edelstahl (10-er Satz)		
51a	<b>0C9158</b>	Mutterdragarsats Bossard M6/6,4 x30	U-Scheibe Bossard M6/6,4 (30 Satz)	<b>from week 45 year 2012</b>	
52	<b>0D6782</b>	Mutter HU M6 med botten mutterdragarsats x10	Sechskant-Bundmutter M6 (10-er Satz)		
53	<b>0D7033</b>	Press i skimmer	Aufnahme Mica Heizelement		
54	 <b>S21</b>	Motstånd i skimmer	Mica Heizelement		
55	<b>0D7034</b>	Räfflad platta	Riffelplatte		
56	<b>0D6805</b>	Utrustat handtag	Griffkörper komplett		
57	<b>0D6806</b>	Skruv + led för handtag	Schraube + Gelenkachse Griff		
58	<b>0D6808</b>	Magnetisk packning + skruv	U-Scheibe Magnetsauger + Schraube		
59	<b>0D6809</b>	Sluten v-ring	Dichtung V-Ring		
60	<b>0D2328</b>	Skruv F M8x16 i rostfritt stål mutterdragarsats x10	Schlitzschraube M8x16 Edelstahl (10-er Satz)		
61	 <b>S23</b>	Handtag	Griff		
62	<b>0KQ494</b>	Skruv H M6x12 i rostfritt stål mutterdragarsats x10	Sechskant-Edelstahlschraube M6x12 (10-er Satz)		
	<b>0D0624</b>	Packning CS M6 i rostfritt stål mutterdragarsats x10	U-Scheibe CS M6 Edelstahl (10er-Satz)		
63	 <b>S24</b>	Hållare	Halter Linearführung		
64	 <b>S25</b>	Låskolv övre plattan	Riegel obere Platte		
65	<b>0D6813</b>	Låsskruv mutterdragarsats x5	Sicherungsschraube (5-er Satz)		
	<b>0D0503</b>	Mutter HU M6 i rostfritt stål mutterdragarsats x10	Sechskantmutter M6 Edelstahl (10-er Satz)		
66	<b>0D0532</b>	Skruv RL M4x12 i rostfritt stål mutterdragarsats x10	Schraube RL M4x12 Edelstahl (10-er Satz)		
67	 <b>S24</b>	Hållare till kula	Linearführung		
68	<b>0D6824</b>	Drossel	Blende Choke		
69	<b>0D7032</b>	Sökare	Fühler		
	<b>0D6984</b>	Sökare förlängning	Fühler verlängerung		
70	<b>0D6982</b>	Cap X10	Stopfen (10-er Satz)		
71	<b>0D3065</b>	Mutter HU M4 x10	Sechskantmutter M4 Edelstahl (10-er Satz)		
72	<b>0D6983</b>	Klämma för att fixera baking papperagar	Befestigungsring Baking paper		
77	<b>0D0662</b>	Skruv TF M4x8 i rostfritt stål mutterdragarsats x4	Schraube TF M4x8 Edelstahl (10-er Satz)		
78	<b>0D7137</b>	Plattkil utrustad x 4	Keil komplet (4-er Satz)		
S20	<b>0D6798</b>	Främre utrustad lucka	Vordere Klappe komplett		
S21	<b>0D6803</b>	Hela övre plattan 208V (Kort rör)	Obere Platte 208V komplett (kurzes Rohr)	<b>out of production</b>	
S21	<b>0C8486</b>	Hela övre plattan 208V (Kort rör)	Obere Platte 208V komplett (kurzes Rohr)	<b>from week 9 year 2012</b>	
S21	<b>0D7085</b>	Hela övre plattan 208V (Långt rör)	Obere Platte 208V komplett (langes Rohr)	<b>out of production</b>	
S21	<b>0C8485</b>	Hela övre plattan 208V (Långt rör)	Obere Platte 208V komplett (langes Rohr)	<b>from week 9 year 2012</b>	



SV		D		HSP / HSG		Grassetto = variazioni Bold Print = changes	
Ref. Pos.	Kod Teile-Nr	Beskrivning	Bezeichnung	Anmärkning/ Hinweis			
103	<b>0D6985</b>	Skruv CHC M6x25 i rostfritt stål mutterdragarsats x10	Schraube CHC M6x25 Edelstahl (10-er Satz)				
104	<b>0D0530</b>	Packning dent6 mutterdragarsats x10	Scheibe (10-er Satz)				
	<b>0D0503</b>	Mutter HU M6 i rostfritt stål mutterdragarsats x10	Sechskantmutter M6 Edelstahl (10-er Satz)				
105	<b>0D0621</b>	Packning M4 mutterdragarsats x10	Scheibe M4 (10-er Satz)				
106	<b>0D0554</b>	Skruv H m4x20 mutterdragarsats x10	Schraube H M4x20 (10-er Satz)				
S30	<b>0D6815</b>	Utrustad låda	Gehäuse komplett				
S31	<b>0D6819</b>	Stöd till utrustat rör	Schlauchhalterung komplett				
S32	<b>0D6820</b>	Utrustat rotationsrör	Gelenkrohr komplett				
S33	<b>0D6821</b>	Axe butée équipé/Utrustad led slutvinkel	Welle Anschlag komplett				
S34	<b>0D6822</b>	Utrustad Igus-ring	igus-Ring komplett				
S35	<b>0D6823</b>	Utrustad rotationsled	Gelenkachse komplett				
S36	<b>0D6828</b>	Utrustad bakre plåt	Hinteres Blech komplett				
<b>Sida / Seite 6 - Magnetrón / Magnétron</b>							
110	<b>0D6829</b>	Bakre evakuationsrör	Schlauch hinterer Auslass				
111	<b>0D6830</b>	Skruv med hake M5x12 mutterdragarsats x10	Sechskant-Bundschrabe mit Verzahnung				
112	<b>0D5992</b>	Plåtskruv Cx 4,2x9,5 Zn mutterdragarsats x10	Blechschrabe CX 4,2x9,5 Zn (10-er Satz)				
113	<b>0D6831</b>	Magnetron	Magnetron				
114	<b>0D6832</b>	Förbindelse mellan magnetron/fläkt	Verbindung Magnetron / Gebläse				
115	<b>0D6833</b>	Klixon	Klixon				
116	<b>0D6834</b>	Radiell fläkt 208V	Radialgebläse 208V				
116	<b>0D6835</b>	Radiell fläkt 230V	Radialgebläse 230V				
117	<b>0D6836</b>	Främre evakuationsrör	Schlauch vorderer Auslass				
118	<b>0D6250</b>	Plåtskruv Cx 3,5x9,5 Zn mutterdragarsats x10	Blechschrabe CX 3,5x9,5 Zn (10-er Satz)				
119	<b>0D6837</b>	Främre magnetronutgång	Vorderer Auslass Magnetron				
120	<b>0D6838</b>	Bakre magnetronutgång	Hinterer Auslass Magnetron				
121	<b>0D6843</b>	Kabelfäste	Kabelbefestigung	<b>out of prod. from week 12/2013</b>			
122	<b>0D6724</b>	Skruv Cx m4x10 mutterdragarsats x10	Schraube CX M4x10 (10-er Satz)	<b>out of prod. from week 12/2013</b>			
S40	<b>0D6839</b>	Bakre magnetronkomplex 208V	Bausatz Magnetron hinten 208V				
S40	<b>0D6840</b>	Bakre magnetronkomplex 230V	Bausatz Magnetron hinten 230V				
S41	<b>0D6841</b>	Främre magnetronkomplex 208V	Bausatz Magnetron vorn 208V				
S41	<b>0D6842</b>	Främre magnetronkomplex 230V	Bausatz Magnetron vorn 230V				
<b>Sida / Seite 7 - Elektrik / Elektrik</b>							
130	<b>0D6851</b>	Magnetisk hållare	Elektromagnet				
131	<b>0D6845</b>	Stöd till magnetisk hållare	Halterung Elektromagnet				
132	<b>0D6783</b>	Mutter HU M5 med gängad botten	Sechskant-Bundmutter mit Verzahnung M5				
133	<b>0D6844</b>	Sluten v-ring V40A mutterdragarsats x5	Dichtung V-Ring V40A (5-er Satz)				
134	<b>0D6846</b>	Närhetsdetektor	Näherungsschalter				
135	<b>0D5308</b>	Skruv C M3x12 i rostfritt stål	Schraube C M3x12 Edelstahl (10-er Satz)				
	<b>33986</b>	Packning M3 mutterdragarsats x10	Scheibe M3 (10-er Satz)				
	<b>33987</b>	Mutter HU M3 i rostfritt stål mutterdragarsats x10	Sechskantmutter M3 Edelstahl (10-er Satz)				
136	<b>0D6994</b>	Kommandokort Std	Steuerung Std	<b>up to serial nr. 245xxxx</b>			
136	<b>0D6852</b>	Kommandokort USA	Steuerung USA	<b>up to serial nr. 245xxxx</b>			
136	<b>0D7099</b>	Kommandokort IT	Steuerung IT	<b>up to serial nr. 245xxxx</b>			
136	<b>0D7180</b>	Kommandokort PAM UK	Steuerung PAM UK	<b>up to serial nr. 245xxxx</b>			
136	<b>0D7181</b>	Kommandokort ELUX USA	Steuerung ELUX USA	<b>up to serial nr. 245xxxx</b>			
136	<b>0D7182</b>	Kommandokort PAM USA	Steuerung PAM USA	<b>up to serial nr. 245xxxx</b>			

