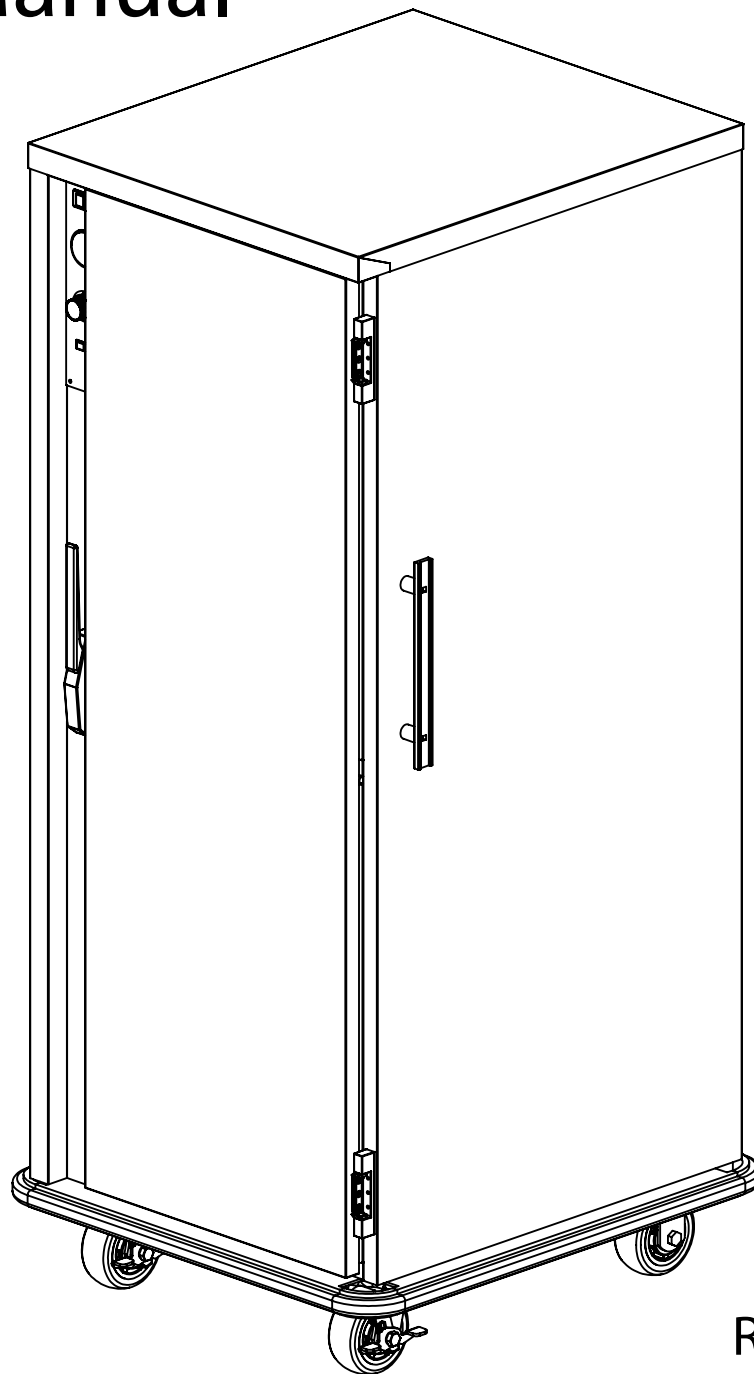


MODEL:

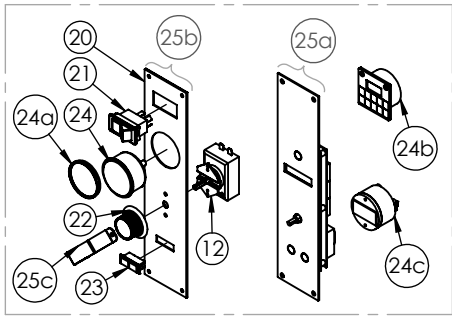
TS-1826-18

Parts Manual

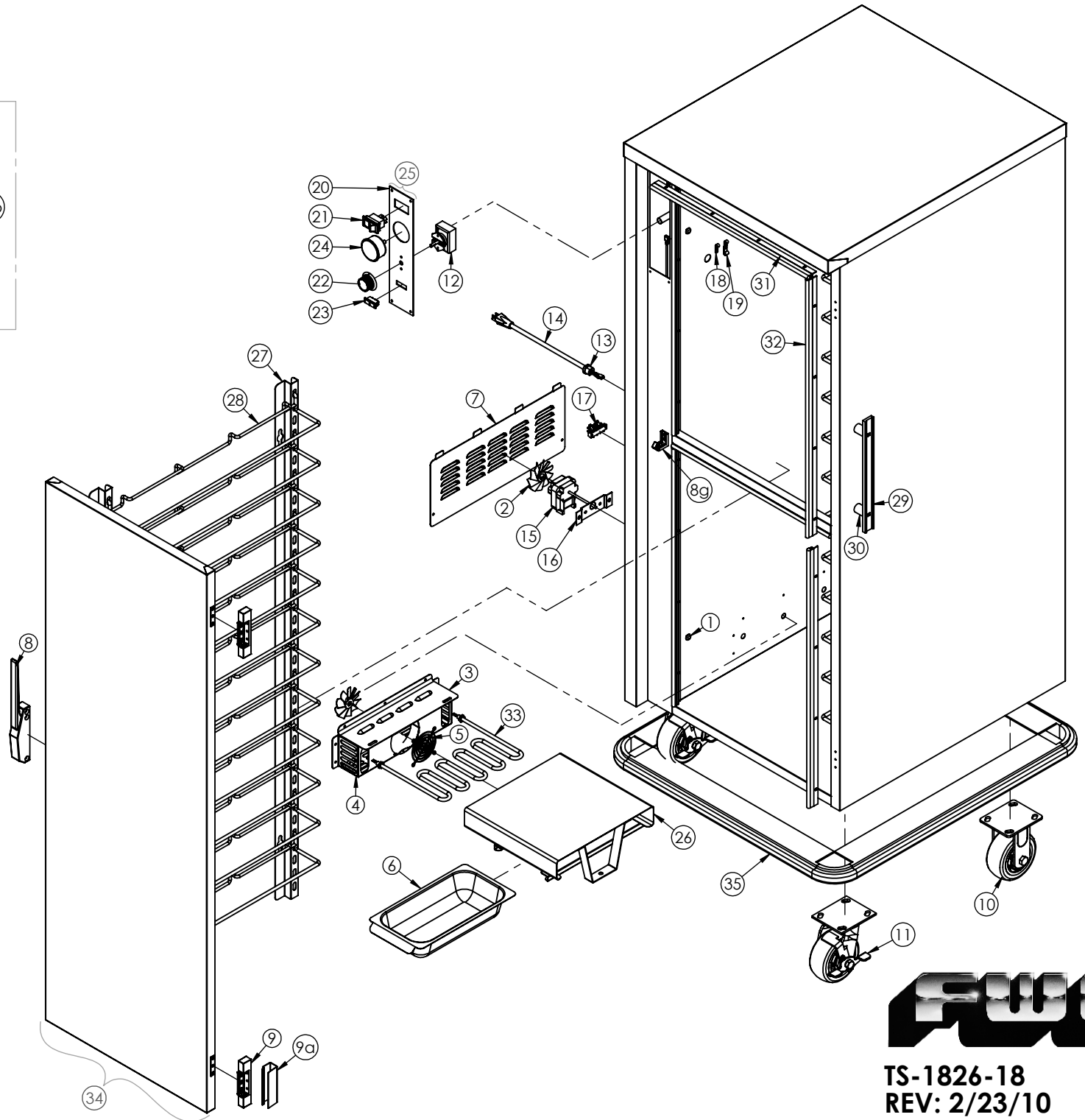
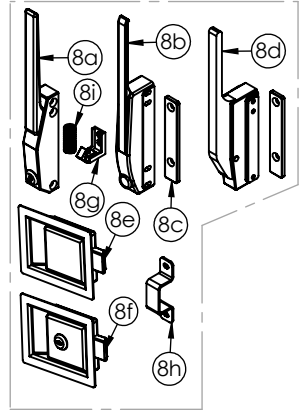


REV: 2/23/10

CONTROL PANEL OPTIONS



LATCH OPTIONS



TS-1826-18
REV: 2/23/10

TS-1826-18 PARTS LIST					
NOTE: CALL MANUFACTURER IF PART IS NOT LISTED				*ELEMENT AND CORD OPTIONS FOR TS-1826-18	
ITEM NO.	QTY.	PART NO.	DESCRIPTION	120V ELEMENT-EL1250-120-HT	120V CORD 15A-CRDSET10/115
1	8	B1/4-20X12CS	BOLT CARG 1/4-20X.7518-8S	120V UPGRADE-EL1500-120-HT	120V CORD 15A-CRDSET10/115
2	2	BLD FAN AL	BLADE FAN AL 3IN 1875-0		
3	1	4041	HUMITEMP BLOWER LID	220V ELEMENT-EL1250-220-HT	220V CORD 15A-CRDSET10/220
4	1	4011	HUMITEMP BLOWER HOUSING	220V UPGRADE-EL1500-220-HT	220V CORD 15A-CRDSET10/220
5	1	GRD FAN	GUARD FAN HUMI-TEMP UNITS		
6	1	WATER-PAN-3RD-WHDL	Water-Pan-3rd-WHDL		
7	1	53454	HUMITEMP LOUVER PANEL W/TABS		
8	1	LTH-DR	EDGEMOUNTED DOOR LATCH/CHROME (STANDARD) INCLUDES ITEM 8g		
8a	1	LTH-DR LK	EDGEMOUNTED DOOR LATCH/CHROME WITH LOCK (OPTION) INCLUDES 8g		
8b	1	LTH MAG	MAGNETIC CHROME LATCH (OPTION) INCLUDES 8c		
8c	1	LTH-DR-MAG-RH-STRIKE	LATCH OFFSET COMPOSITE, BLACK STRIKE		
8d	1	LTH DR MAG-RH	MAGNETIC LATCH OFFSET COMPOSITE, BLACK (OPTION) INCLUDES 8c	*OTHER DOOR OPTIONS AVAILABLE -	
8e	1	LTH PDL-STD 50	PADDLE LATCH 4.000 X 5.000 1/2IN STD (OPTION)	CALL FACTORY FOR IDENTIFICATION	
8f	1	LTH PDL LK-STD 50	PADDLE LARGE SS WL 30250 (OPTION)		
8g	1	STK LTH 1	STRIKE USED FOR EDGEMOUNTED DOOR LATCH		
8h	1	5160	STRIKE USED FOR LOCKING AND NON-LOCKING PADDLE LATCHES		
8i	1	LTH DR SPG	SPRING USED FOR EDGEMOUNT LATCH		
9	2	HNG-214	HINGE CAB DR CRM .875		
9a	2	HNG 214 COVER	HINGE COVER (OPTION)		
10	2	CSTR 5 R-2	CASTER HEAVY DUTY STANDARD 5" RIGID		
11	2	CSTR 5 SB-2	CASTER HEAVY DUTY STANDARD 5" SWIVL		
12	1	T-STAT H1	THERMOSTAT CAB 90-190 36IN		
13	1	BSH STRN 3	STRAIN-RELIEF BLK 6N3-4		
14*	1	CRDSET-10/115	CORDSET 10FEET 115V (STANDARD)- REF ELEMENT AND CORD OPTIONS		
15	1	MTR JK120 92	MOTOR, 120V (VERIFY VOLTAGE)		
15a	1	MTR JK 220 93	MOTOR, 220V (VERIFY VOLTAGE)		
16	1	4009	MOTOR MOUNT BRACKET		
17	1	TRM 3QC	TERMINAL BLOCK 3 QC TERM		
18	2	CLP-AL1-4	CLAMP ALUMINUM .250 WIDE		
19	1	CLP-AL3-8	CLAMP ALUMINUM .375 WIDE		
20	1	CNTRL-PNL-HUMI-TEMP-AL	HUMITEMP CONTROL PANEL BLANK X 2		
21	1	SWH RCK E1	ROCKING SWITCH NON-LT 20A,125V		
22	1	KNB H6	KNOB CONTROL ALUMINUM SKIRT SILVER		
23	1	LT-PLT-A/G	LIGHT AMBER/GREEN 125V		
24	1	T-METER H1	THERMOMETER 100/220F (STANDARD)		
24a	1	T-METER-LENS-COVER	THERMOMETER 100/400 LENS (OPTION)		
24b	1	T-MTR-DIG-40F-300F	SOLAR POWER DIGITAL THERMOMETER (OPTION)		
24c	1	T-MTR DIG F	DIGITAL THERMOMETER (OPTION)		
25	1	Z-600-1014	HUMITEMP CONTROL ASSY. INCLUDES ITEMS 20,21,22,23,24 (STANDARD)		
25a	1	CNTRL HUMI-TEMP	DIGITAL HUMI-TEMP CNTRL (OPTION)		
25b	1	Z-600-1460	HUMITEMP CONTROL ASSY. INCLUDES ITEMS 20,21,22,23,24,25c (OPTION)		
25c	1	5561	THERMOSTAT RETENTION STRAP HDM		
26	1	5190	HUMITEMP TUNNEL 12		
27	4	4010	TS-1826-18 UPRIGHT		
28	24	SLD TS245	TS-245 TRAY SLIDE		
29	2	HDL-12.5-AL	ALUMINUM HANDLE 12 1/2 LONG		
30	4	SPCR125X.330	SPACER PUSH HDL 1.25X5/16		
31	2	Z-700-1108	GASKET AND HOLDER ASSY. 20.5 INCH @ 6"		
32	4	Z-700-1036	GASKET AND HOLDER ASSY. 59, 5 INCH		
33*	1	EL1250-120HT	HEAT ELEMENT 1250W115V HUMI (STANDARD) (VERIFY VOLTAGE)		
34	1	Z-300-1150	STANDARD TS-1826-15 DOOR ASSY. INCLUDES ITEM NO. 8, 9		
35	1	Z-301-1319	STANDARD BUMPER ASSY. TS-1826-18		