

Operation Manual, Parts Directory, and Price List

Glastender®

A Family Company Manufacturing
In The USA Since 1969

SLIDE TOP COOLERS*

MODELS: ST24, ST36, ST48, ST60, ST72, AND ST96

***This manual is specific to Slide Top Coolers
manufactured on March 27, 2017 and after**



Glastender, Inc. · 5400 North Michigan Road · Saginaw, MI · 48604-9780
800.748.0423 · 989.752.4275 · Fax 989.752.4444 · www.glastender.com



INDEX

<u>TOPIC</u>	<u>PAGE</u>
Terms and Conditions	2
Warranty Statement.....	3
Digital Controller Operation.....	4
Installation.....	5
Operation.....	5
Cleaning Instructions	6
Wiring Diagram	7
Evaporator and Related Parts	8
Compressor and Condenser Related Parts.....	9 - 10
Doors, Tops, and Related Parts.....	11
Shelving and Related Parts	11
Refrigeration Compartment Covers.....	12
220V Electrical Parts	12

TERMS AND CONDITIONS

PRICES:

All prices are LIST. Applicable taxes will be added.

QUOTATIONS:

Unless otherwise stated, quotations are effective for 30 days only.

ACCEPTANCE:

All orders are subject to acceptance by Glastender, Inc.'s headquarters in Saginaw, Michigan. Possession of the Product Directory and Price List is not an offer to sell.

SHIPMENTS:

F.O.B. factory in Saginaw, Michigan. Freight terms are Third Party or Collect if shipped directly to you. Prepay and Add to Invoice freight terms are available upon request. The approximate shipping weights of all products are listed with the prices. Partial shipments will be made unless otherwise specified by the customer. Surface freight classifications are:

- GT-24/GT-30/GW24 Glasswashers - Class 175
- GT-18 Glasswashers - Class 250
- All Underbar Equipment - Class 175
- Bar Die Orders - Class 250
- Portable Bars - Class 175
- Remote refrigerators (i.e., no compressor) or dry storage back bar equipment - Class 175
- Self-contained refrigeration equipment - Class 150
- Ice Display Units (IDU and GDU) - Class 85
- Lighted Liquor Displays - Class 85
- Beer line chillers and beer towers (beverage dispensing equipment) - Class 92.5
- Bottle Disintegration System - Class 150
- Ice Cream Freezers - Class 77.5

All small items are evaluated to see the most cost effective means for shipment. Many small items ship via UPS or FedEx; however, when dimensional weight is excessive, LTL carriers are the most cost effective choice. Spare parts orders received before 1:00 PM EST can usually be shipped the same day.

The order department is happy to assist with routing or shipping questions.

PAYMENT TERMS:

Cash should be included with all orders unless credit terms have been arranged. To establish credit, banking and trade references are required. A convenient credit application is available upon request. Payment via credit card is not our normal means of receiving payment. Visa and MasterCard will be accepted, but must be charged at the time of shipment. In addition, a payment via credit card for orders totaling more than \$500 will incur a 3% convenience fee on the total transaction amount.

DELIVERY:

The majority of equipment is manufactured to order and typically ships within three to six weeks after complete order information is received by the factory. In-stock equipment typically ships within two to three days of the factory receiving complete order information.

RETURNS:

Items specified as "Manufactured to Order" are NOT returnable.

A Return Authorization number must be issued by the factory in advance for any items that are returnable. The number MUST be noted on the outside of the returned package. Returns must be received within 90 days of the issue date. Shipping charges must be prepaid. A minimum 20% restocking charge will be applied to all authorized returns if received in new, unused condition in the original packaging.

The above conditions apply to spare part returns, except spare part returns must be received within 30 days of original shipment for electronic or electrical parts or within 90 days for all other parts.

LOSS OR DAMAGE:

For customer routed shipments, Glastender, Inc. is not responsible for any loss, damage, or delay of merchandise during shipment. Such transit claims must be filed with the carrier. Merchandise must be examined on arrival. If shortages occur, Glastender, Inc. must be notified in writing within five (5) days of delivery to honor any shortage claim. Glastender will assume responsibility for freight claims on Prepay and Add shipments but the customer must inspect freight and note any damage upon receipt. Failure to do so may result in losses at the customer's expense.

CUSTOM ORDERS:

Custom orders must be paid in advance and are not subject to cancellation.

LAMINATES:

Some products include common, readily available plastic laminates of the customer's selection. There may be an additional charge if uncommon varieties are ordered.

12/14/17

WARRANTY STATEMENT

APPLICABLE TO ALL PRODUCTS SOLD WITHIN THE UNITED STATES AND CANADA

Glastender, Inc. warrants all products to be free of defects in material and workmanship. One-year labor and parts warranty applies to all glasswashers, self-contained refrigeration models, and BDS model bottle disintegration units. In established areas, a start up is included with GT-24 and GT-30 model glasswashers. Warranty is effective for one year from the date of installation or up to 18 months from date of factory shipment, whichever occurs sooner. Glastender, Inc. will replace any part or assembly found defective under normal use and service.

For warranty labor claims beyond 15 months from the date of factory shipment, proof of date of installation or occupancy must be provided. Authorization for labor must be obtained from Glastender within the warranty period and prior to the service being performed.

Labor warranty applies to the United States and Canada only.

Remote refrigeration models and beer line chillers include a one-year parts warranty only. There is no labor warranty on these products.

Field replacement parts not covered under the original warranty include a 90-day part warranty from the date of installation.

FOUR YEAR ADDITIONAL COMPRESSOR WARRANTY: Glastender will warrant to the original user the compressor for all self-contained refrigeration models for an additional four years following the regular one-year warranty period. This plan applies to the compressor only.

A completed warranty claim form **MUST** accompany all returned defective parts or assemblies. Upon request, a defective part or assembly must be returned to Glastender, Inc., Saginaw, Michigan, with all transportation and delivery charges prepaid. Warranty repairs or replacements will be shipped FOB factory in Saginaw, Michigan. Reimbursement for applicable freight charges covers ground service only.

Glastender provides in-warranty repairs during a service company's regular working days and hours. There is no provision for payment of a premium rate during "overtime" hours. When warranty service is requested during other than normal working hours, the end user will be charged the premium portion of the overtime rate.

The warranty covers substantiated travel expenses for up to 2 hours / 100 miles round trip up to a maximum of \$150. Any additional costs due to installations that require extra work, time, or travel to gain access for service are the sole responsibility of the equipment purchaser. Any exceptions to these travel and access limitations must be pre-approved by a factory representative.

The warranty does not cover door gaskets, chemical tubing, pump squeeze tubing, and/or any equipment subjected to accidents, freight damage, alterations from the original design, improper power and/or plumbing hookups, improper chemical use, general misuse, or lack of routine required maintenance as determined by Glastender, Inc. Installation, normal control adjustments, general maintenance, correcting an installation error, or service calls that reveal the unit is functioning normally will not be reimbursed under warranty.

Condenser coils on self-contained refrigeration products must be cleaned regularly. Failure to provide adequate air flow to a refrigeration unit will void the warranty.

Glastender shall not be liable for loss of use, revenue, or profit, or for any other indirect, incidental, special, or consequential damage including, but not limited to, product spoilage or loss.

This warranty is conditioned upon Glastender receiving notice of any defect subject to this warranty within sixty (60) days of its discovery by the end user or dealer. All products are warranted only for the initial place of installation. Removal of a product automatically terminates this warranty.

SECOND YEAR EXTENDED PARTS & LABOR WARRANTY:

Glastender's one-year parts and labor warranty on self-contained refrigeration units, excluding beer line chillers, can be extended to two years with the purchase of a two year parts and labor warranty. Specify part number EWR2 (\$150 net price) when ordering.

EXPORT WARRANTY - One year parts only.

EXCLUSION OF WARRANTIES

EXCEPT AS PROVIDED ABOVE, GLASTENDER MAKES NO WARRANTIES, EXPRESS OR IMPLIED, INCLUDING, BUT NOT LIMITED TO, ANY IMPLIED WARRANTY OF MERCHANTABILITY, FITNESS FOR A PARTICULAR PURPOSE OR NON-INFRINGEMENT.

LIMITATION OF REMEDIES AND DAMAGES

If Buyer makes a valid and timely claim as outlined above, Glastender's liability and Buyer's remedies under this agreement will be limited solely to labor charges authorized and/or replacement or credit, at Glastender's option, with respect to Products returned at Buyer's expense within thirty (30) days after warranty repair. GLASTENDER'S LIABILITY WILL IN NO EVENT BE GREATER IN AMOUNT THAN THE PURCHASE PRICE OF THE RETURNED PRODUCTS. GLASTENDER WILL NOT BE LIABLE UNDER ANY CIRCUMSTANCE FOR CONSEQUENTIAL OR INCIDENTAL DAMAGES, INCLUDING, BUT NOT LIMITED TO, LABOR COSTS EXCEPT AS COVERED UNDER OUR WARRANTY, LOST PROFITS OR THE LOSS OF PERISHABLE PRODUCTS RESULTING FROM THE USE OF OR INABILITY TO USE OUR PRODUCTS OR FROM OUR PRODUCTS' INCORPORATION INTO OR BECOMING A COMPONENT OF ANY OTHER PRODUCT. NEITHER PARTY WILL HAVE ANY NEGLIGENCE OR OTHER TORT LIABILITY TO THE OTHER, OR TO ANY THIRD PARTY, ARISING FROM ANY BREACH OF THIS AGREEMENT.

GOVERNING LAW - JURISDICTION

The terms and conditions of an order are to be governed and construed according to the laws of the State of Michigan, without regard to conflict of laws principles. Buyer hereby consents to the jurisdiction and venue of the courts located in Saginaw County, Michigan.

No representative, distributor, dealer, or any other person is authorized to modify this warranty. This warranty replaces all other written or verbal warranties.

NOTE: Glastender, Inc.'s policy of constant quality improvement means that prices, specifications, and policies are subject to change without notice. Questions regarding this warranty should be directed to Glastender's Warranty Administrator.

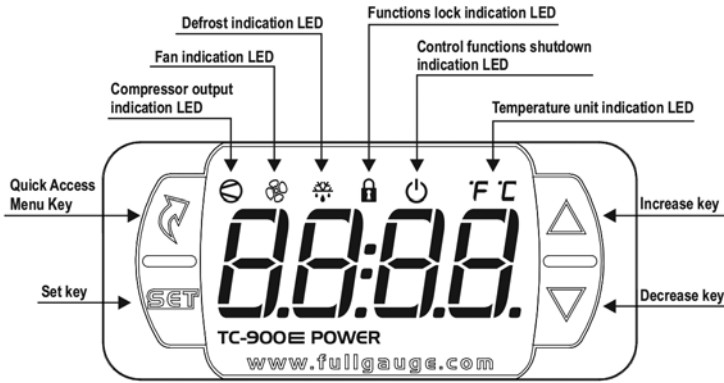
04-19-17

IMPORTANT!!

Attention Service Companies

Please review the important warranty information on this page. If you believe a service call should be covered by the factory, please call the factory for authorization between 8AM and 5PM EST, Monday through Friday.

DIGITAL CONTROLLER OPERATION



The operating temperature range is preset at the factory according to the table below and can be adjusted up or down within the limits shown.

Setting the desired temperature-

To access the setpoints setup menu, press Set for 2 seconds. The message *SP* will appear on the display followed by the normal setpoint set value. Use the Increase key or Decrease key to modify the value and confirm by pressing Set. Immediately, the message *SP-E* appears indicating the setting of the economic setpoint. Again, use the Increase key or Decrease key to modify the value and confirm by pressing Set. Finally, the --- indication signals the set up completion. The setpoints can also be adjusted individually in the quick access menu.

	Factory Settings		Range of Adjustment	
	Set Point	Operating Range†	Minimum Set Point	Maximum Set Point
Standard Cooler Setting	34° F	34° F to 39° F	33° F	65° F
W = White Wine	50° F	50° F to 55° F	33° F	65° F
R = Red Wine	60° F	60° F to 65° F	33° F	65° F

The refrigerator is programmed to automatically defrost four times daily for approximately twenty minutes. During defrost, the fan inside the cooler will remain on and the refrigeration system will turn off. The defrost process can be activated/deactivated manually in the quick access menu through the *dEFr* or pressing the Increase key for 4 seconds. Activation or deactivation will be indicated by the messages *dEFr On* or *dEFr OFF* respectively.

The thermostat controller has an “OFF” function. The shutdown of the control functions allows the controller to operate only as a temperature indicator, keeping the control outputs and alarms off. The use of this feature is enabled or disabled by the shutdown function of the control functions. When enabled, the control functions and alarms are switched off *Ctrl OFF* or on *Ctrl On* in the quick access menu through the *Ctrl* option. When the control functions are off, the message *OFF* is displayed alternating with the temperature and other messages. Also is possible turn on/turn off the control functions by pressing the Quick Access menu key for 5 seconds.

The thermostat control probe wire may become disconnected when the compressor compartment cover and/or grill are removed. This will result in thermostat *Err 1* or *Err 3* code. Service calls to reconnect the probe wiring are not covered by factory warranty.

SIGNALS	
Err 1	Ambient sensor disconnected or out of range.
Err 3	Sensor 3 disconnected or out of range.
EEO	Operation with economic setpoint.
ALh1	High ambient temperature alarm (sensor1).
ALLo	Low ambient temperature alarm (sensor1).
AC1	High temperature in condenser alarm (level 1). If this signal occurs, condenser may need cleaning.
AC2	High temperature in condenser alarm (level 2). If this signal occurs, condenser may need cleaning.
ALrC	Compressor reached the maximum time on without reaching the SP.
OFF	Control routines off.
 	It indicates that the temperature for end of defrost has not been reached.
EeAL	Please contact Full Gauge Controls.
PPPP	Reconfigure the values of the functions.

INSTALLATION

INTRODUCTION

This manual describes the operational features of Slide Top Coolers. Please review this information before attempting installation and operation.

Long term, trouble-free service will follow if good housekeeping and maintenance procedures are followed. Thank you for selecting Glastender, Inc. products.

UTILITY REQUIREMENTS AND CONNECTIONS

- **Electrical:** 120 Volt AC, 1 Phase, 60 Hz. A separate 15 Amp circuit is recommended. A 6-foot grounded cord is included.
- **Plumbing:** None required. Automatic condensate evaporator is included.

UNCRATING AND START-UP INSTRUCTIONS

All Slide Top Cooler models are shipped in one carton. These steps should be followed:

1. If legs or casters are included, bolt them to the base with the bolts provided.
2. Unwrap power cord from base.
3. Position unit and level and/or seal as required (see page 1-2).
4. Place racks in desired location.
5. Plug into 120 volt AC outlet.
6. Load with bottles or cans and allow time to cool. For best performance, load with pre-cooled bottles or cans. It is recommended that back-up product be stored in a walk-in cooler.
7. Your Glastender equipment is now ready for use.

SEALING SLIDE TOP BASE TO FLOOR

To comply with NSF & health codes. The slide top base must be sealed to the floor using NSF listed sealant. Place bead of sealant along outer edges of the base and remove excess with disposable towel.



OPERATION

The Slide Top Cooler is designed to maintain bottles and cans at an operating temperature range of 34°F (2°C) to 40°F (5°C).

Slide Top Coolers include an automatic defrost system. The cooler will defrost every six hours for approximately 20 minutes. During the defrost, the fan inside the cooler will remain on and the refrigeration system will turn off.

CLEANING INSTRUCTIONS

CLEANING INSTRUCTIONS

Cleaning is essential to sustaining the integrity of your equipment and preventing corrosion.

ESTIMATED CLEANING TIME: 5 to 10 minutes per unit daily, 45 minutes quarterly

FREQUENCY: Daily cleaning of exterior & door gaskets. Quarterly cleaning of interior, including shelves.

PROCEDURE:


1. A non-chlorine based cleaner or mild detergent and warm water applied with a soft cloth or sponge to all contact surfaces.
2. Immediately rinse off cleaning agent(s), using clean warm water, clean soft cloth or sponge.
3. Dry with a soft clean cloth, removing standing water as soon as possible.

NOTES:

1. Never use hydrochloric acid, wire brushes, steel wool, scrapers, or chlorine based cleaners on stainless steel surfaces, since they will break down the passivity layer and allow corrosion to occur.
2. On stainless steel surfaces, you may use a soft bristle brush or Scotch-Brite® pad for more stubborn stains. Always scrub with the direction of the grain. Follow with a thorough cleaning as described above.
3. Deposits from food preparation must be properly removed. Even hard water deposits will rust stainless steel, if not removed.
4. Repeated cleaning may dry up black-vinyl-clad steel (exterior) surfaces of the cooler. Armor All® or similar product can bring back the shine. Apply the product to a cloth and then rub into the surface, rather than spraying it directly onto the black-vinyl-clad surface.
5. The cooler door gaskets are most often overlooked when cleaning. Failure to clean them regularly will lead to premature failure, since alcohol and moisture build-up breaks down the gasket material.
6. A slide top cooler does not have an interior drain, so a large sponge is required for removing excess moisture from the interior after cleaning.

EVAPORATOR AND RELATED PARTS

<u>PART NO.</u>	<u>DESCRIPTION</u>	<u>PRICE</u>
1. 06006995	Bracket, evaporator fan motor (ST24)	\$14.00
2. 07000387	Bracket, evaporator fan motor (ST36, ST48, ST60, ST72, ST96)	14.00
3. 06010041	Guard, evaporator fan (ST24)	25.00
4. 06010027	Fan blade, evaporator (ST24, ST36, ST48, ST60)	10.00
5. 06010029	Fan blade, evaporator (ST72, ST96)	10.00
6. 06010030	Fan motor, evaporator	190.00
7. 06009143	Evaporator coil (ST24)	125.00
8. 11000079	Evaporator coil (ST36, ST48, ST60, ST72, ST96)	215.00
9. 07000498	Cover, front, evaporator (ST24)	60.00
10. 07000390	Cover, front, evaporator (ST36, ST48, ST60, ST72, ST96)	20.00
11. 07000499	Drain pan, evaporator (ST24)	50.00
12. 07000384	Drain pan, evaporator (ST36, ST48, ST60, ST72, ST96)	60.00
06001345	Tubing, drain, clear plastic, 1/2" ID x 5/8" OD per ft.	1.45
08000339	Tubing, capillary, .036" X 186", ST24	30.00
06006096	Expansion valve (ST72, ST96)	135.00
06010046	Expansion valve (ST24, ST36, ST48, ST60)	110.00




COMPRESSOR AND CONDENSER RELATED PARTS

PART NO.	DESCRIPTION	PRICE
1. 06010201	Electrical component kit, FFU80HAX (ST72, ST96)	\$65.00
2. 06009280	Start capacitor, EM45HHR (ST24, ST36, ST48, ST60)	21.00
3. 06009287	Overload protector, EM45HHR (ST24, ST36, ST48, ST60)	15.00
4. 06009279	Relay, EM45HHR (ST24, ST36, ST48, ST60)	21.00
5. 06010021	Compressor, R134a, 115V, 60 Hz, FFU80HAX (ST72, ST96)	385.00
6. 06008990	Compressor, 115V/60Hz, R134a, EM45HHR (ST24, ST36, ST48, ST60)	390.00
06010027	Fan blade, condenser (ST24, ST36, ST48, ST60)	10.00
07000155	Fan blade, condenser (ST72, ST96)	12.00
7. 06001449	Motor, condenser fan	100.00
8. 06006990	Bracket, condenser fan motor mounting (ST48, ST60, ST72, ST96)	14.00
9. 06006987	Fan shroud, condenser (ST24, ST36, ST48, ST60)	14.00
06006988	Fan shroud, condenser (ST72, ST96)	14.00
10. 11000080	Condenser coil	225.00
11. 06010023	Filter dryer	40.00
12. 06005359	Drain pan assembly	42.00
13. 06005358	Wicking material (7) 11.25" x 1" wide	21.00
06009527	Power cord, exterior, 132" long	35.00
14. 06011056	Digital control, standard temp, w/probes	120.00
06010205	Digital control replacement probe	10.00



COMPRESSOR AND CONDENSER RELATED PARTS

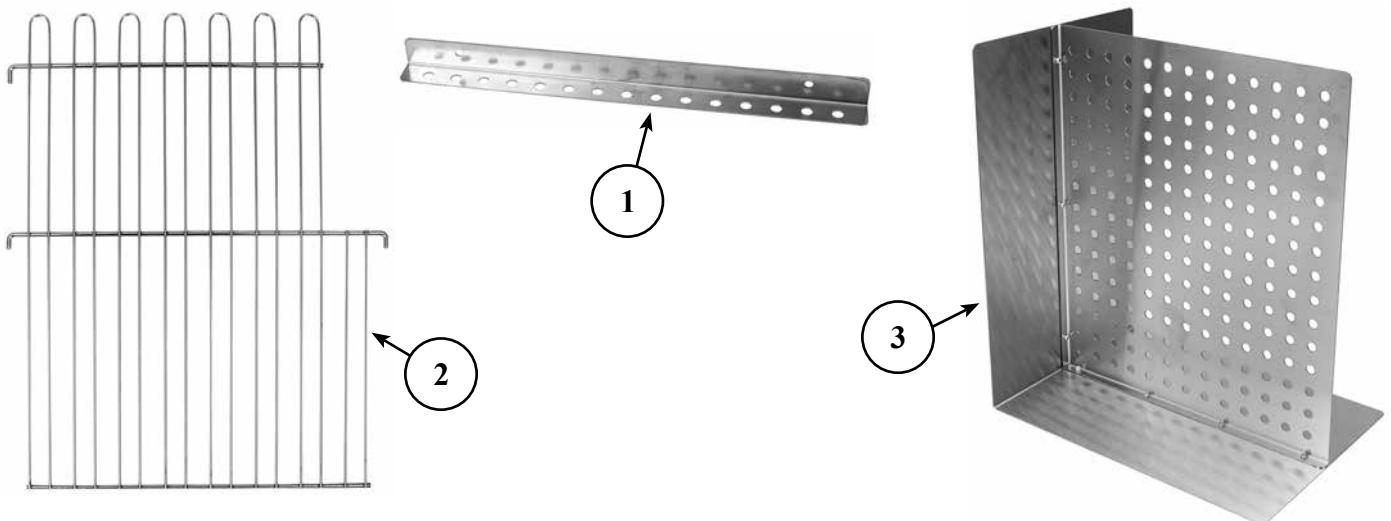


DOORS, TOPS, AND RELATED PARTS

<u>PART NO.</u>	<u>DESCRIPTION</u>	<u>PRICE</u>
07000129	Gasket, wiper, 24" top 21-1/2" long	\$10.00
07000130	Gasket, wiper, 36" top 33-1/2" long	14.00
08000108	Sliding door, with lock, 32-3/16", ST36	240.00
08000295	Sliding door, with lock, ST24, ST48, ST72, ST96	180.00
08000225	Key, CH751 for slide top cooler lock	4.00
07000231	Top, ST24	126.00
07000232	Top, ST36	192.00
07000233	Top, ST48	252.00
08000184	Top, ST60	360.00
08000120	Top, ST72	384.00
08000121	Top, ST96	510.00
07000250	Breaker strip, 24" sliding locking door opening, 4 pieces	70.00
07000251	Breaker strip, 36" sliding locking door opening, 4 pieces	80.00
07000238	Breaker strip, 24" sliding door opening, 4 pieces	25.00
07000239	Breaker strip, 36" sliding door opening, 4 pieces	35.00


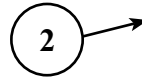

SHELVING AND RELATED PARTS

<u>PART NO.</u>	<u>DESCRIPTION</u>	<u>PRICE</u>
1. 08000489	Bracket, rack, chrome divider, 3 required (ST36)	\$20.00
08000490	Bracket, rack, chrome divider, 3 required (ST48)	20.00
08000491	Bracket, rack, chrome divider, 3 required (ST60)	20.00
08000492	Bracket, rack, chrome divider, 3 required (ST72)	20.00
08000493	Bracket, rack, chrome divider, 3 required (ST96)	20.00
00000031	Screw, bracket mounting, #10 x 1/2" PPH, SS, SMS	1.00
2. 08000512	Rack divider, chrome (ST36, ST48, ST60, ST72, ST96)	50.00
3. 08000519	Divider wall, stainless steel (ST24, (2 each) ST36, (3 each) ST48 and ST60, (4 each) ST72, (5 each) ST96)	60.00



REFRIGERATION COMPARTMENT COVERS

<u>PART NO.</u>	<u>DESCRIPTION</u>	<u>PRICE</u>
1. 08000517	Grill, front, black clad vinyl (ST24)	\$65.00
08000518	Grill, front, stainless steel (ST24)	95.00
08000497	Grill, front, black clad vinyl (ST36, ST48, ST60, ST72, ST96)	65.00
2. 08000496	Grill, front, stainless steel (ST36, ST48, ST60, ST72, ST96)	95.00
08000499	Cover, back, black clad vinyl (ST36, ST48, ST60, ST72, ST96)	30.00
3. 08000498	Cover, back, stainless steel (ST36, ST48, ST60, ST72, ST96)	95.00
08000500	Cover, back, galvanized (ST36, ST48, ST60, ST72, ST96)	50.00
08000494	Side, left, stainless steel (ST36, ST48, ST60, ST72, ST96)	95.00
08000495	Side, left, black clad vinyl (ST36, ST48, ST60, ST72, ST96)	65.00



220 VOLT ELECTRICAL PARTS

<u>PART NO.</u>	<u>DESCRIPTION</u>	<u>PRICE</u>
06010022	Compressor, R134a, 220V 50 Hz. (ST72, ST96)	\$385.00
06009282	Start capacitor, 220V (ST24, ST36, ST48, ST60)	21.00
06009281	Relay, 220V (ST24, ST36, ST48, ST60)	15.00
06009288	Overload protector (ST24, ST36, ST48, ST60)	15.00
06009150	Compressor, 220V (ST24, ST36, ST48, ST60)	390.00
06001451	Motor, condenser fan	125.00
06010050	Evaporator fan motor	200.00