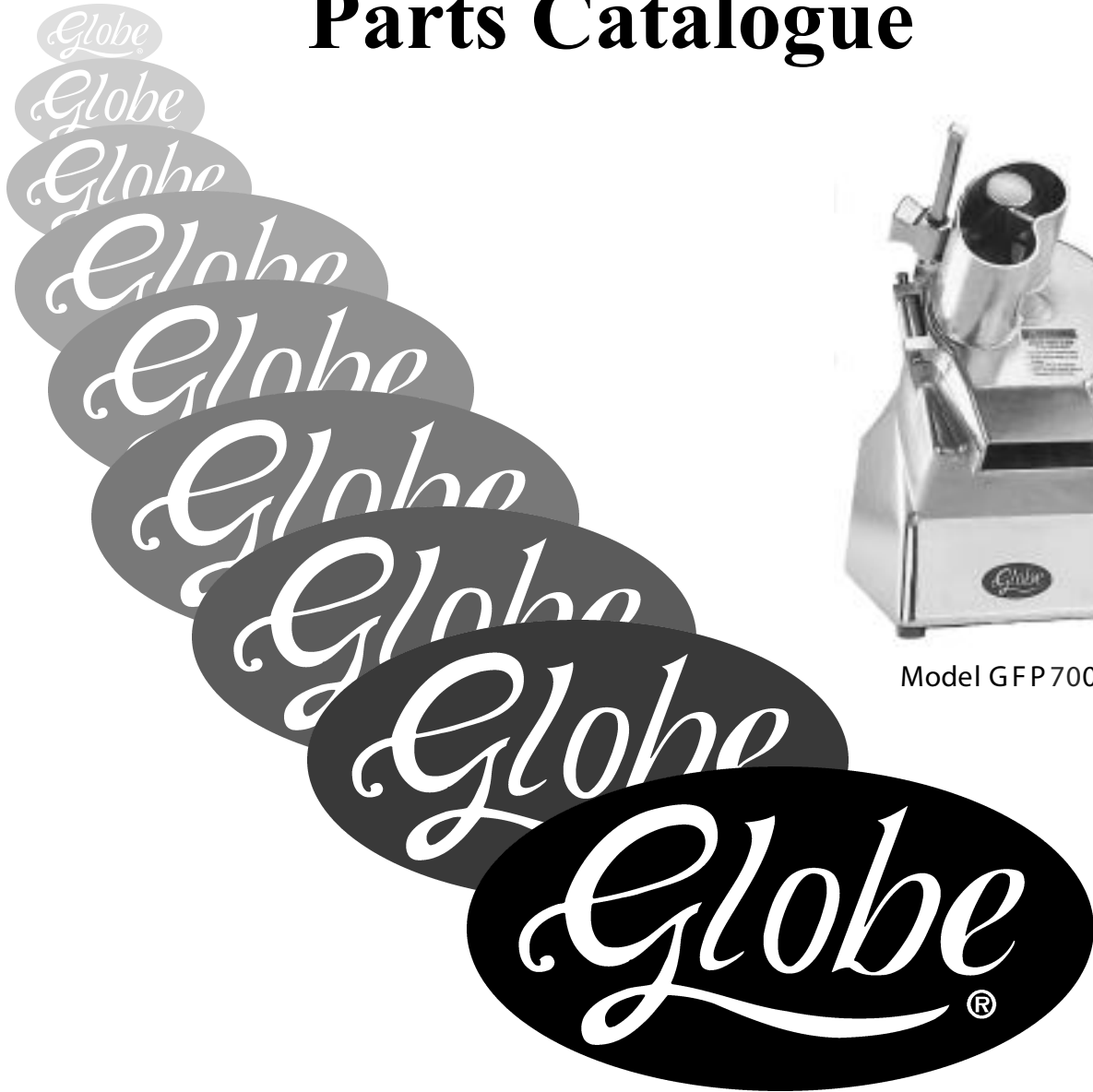


Parts Catalogue



Model GFP 700

FOOD PROCESSORS

MODEL: GFP 700/750

1-1-2002

IMPORTANT!

TO EXPEDITE SHIPMENT OF PARTS, ALWAYS SPECIFY MODEL, REV,
PART NUMBER, AND SERIAL NUMBER OF PROCESSOR.

GLOBE FOOD EQUIPMENT COMPANY

2268 N. Moraine Drive

Dayton, Ohio 45439

Parts Department

Toll Free 1-800-745-6238 • Fax (937) 290-0585

E-Mail: globeinfo@globeslicers.com

Website: www.globeslicers.com

GFP 700/750 BODY




1.	UPPER HOUSING ASSEMBLY (INCLUDES SHAFT, BEARINGS, & HARDWARE)	F3512180
A.	UPPER HOUSING	F3512171
2.	BASE CASTING	F3512178
3.	BOTTOM ENCLOSURE	F3512177
4.	RUBBER FOOT (4 REQUIRED)	F3521104
NOT SHOWN	FOOT SCREWS (4 REQUIRED)	F8023102
5.	HINGE PIN	F3512110
6.	STRAIN RELIEF	F7063023
7.	REED SWITCH(GLIDE ROD) WHITE	F7084018
8.	REED SWITCH (ON/OFF) BLACK	F7084015
9.	PIVOT LATCH SCREW	F3511106
10.	MOUNTING PLATE	F3511113
11.	CLIP RING	F8151354
12.	CLIP RING	F8152264
13.	BALL BEARING	F8232473
14.	UPPER BEARING SEAL	F7351015
15.	DRIVE SHAFT	F3512162
16.	LABEL	871-3
NOT SHOWN	BOTTOM CLOSURE SCREW	F8032182
	HOUSING MOUNTING SCREW	F8013341
	HOUSING MOUNTING LOCKWASHER	F8141056

GFP 750 HINGE LID



1.	HINGE LID ASSEMBLY (INCLUDES ALL PARTS)	F3112166
A.	HINGE LID	F3512167
2.	ALUMINUM FOOD PUSHER	F3512127
3.	WARNING LABEL	F0000003
4.	GLIDE ROD SET	F3512184
6.	AXLE AND 2 KNURL NUTS	F3512183
7.	AXLE KNURL NUT (2 REQUIRED)	F3521602
8.	ON/OFF LABEL	F0000002
9.	LATCH ASSEMBLY (INCLUDES F3511119)	F3511150
10.	PIVOT LATCH PIN	F3511118
11.	LATCH ROLLER	F3511119
12.	HEAD LATCH BUSHINGS(3 REQ)	F8213067
13.	END PIECE	F3511123
14.	PINION SHAFT	F3512133
15.	PINION BUSHING	F8211485
16.	LIP SEAL PINION SHAFT	F8262464
17.	CLIP RING	F7349012
18.	SEAL RING	F3512134
19.	LIP SEAL	F8263884
20.	FLANGE BUSHING	F8214087
21.	INLET	F3512142
22.	SLIDE BEARING	F3522105
23.	O-RING	F3512145
24.	O-RING	F8253354
25.	GLIDE ROD PIN	F8182228
26.	CENTERING RING	F3512144
27.	INSERT RING	F3512143

GFP 700 HINGE LID



WARNING
SHARP KNIFE BLADE
 TO AVOID PERSONAL INJURY

- Read Owner's Manual First.
- Do Not Place Hand in Food Hopper.
- Handle Plates Carefully.
- Turn Off and Unplug Before Cleaning Or Servicing.

LIFT ← OFF → PUSH
 P B U S H
 H M

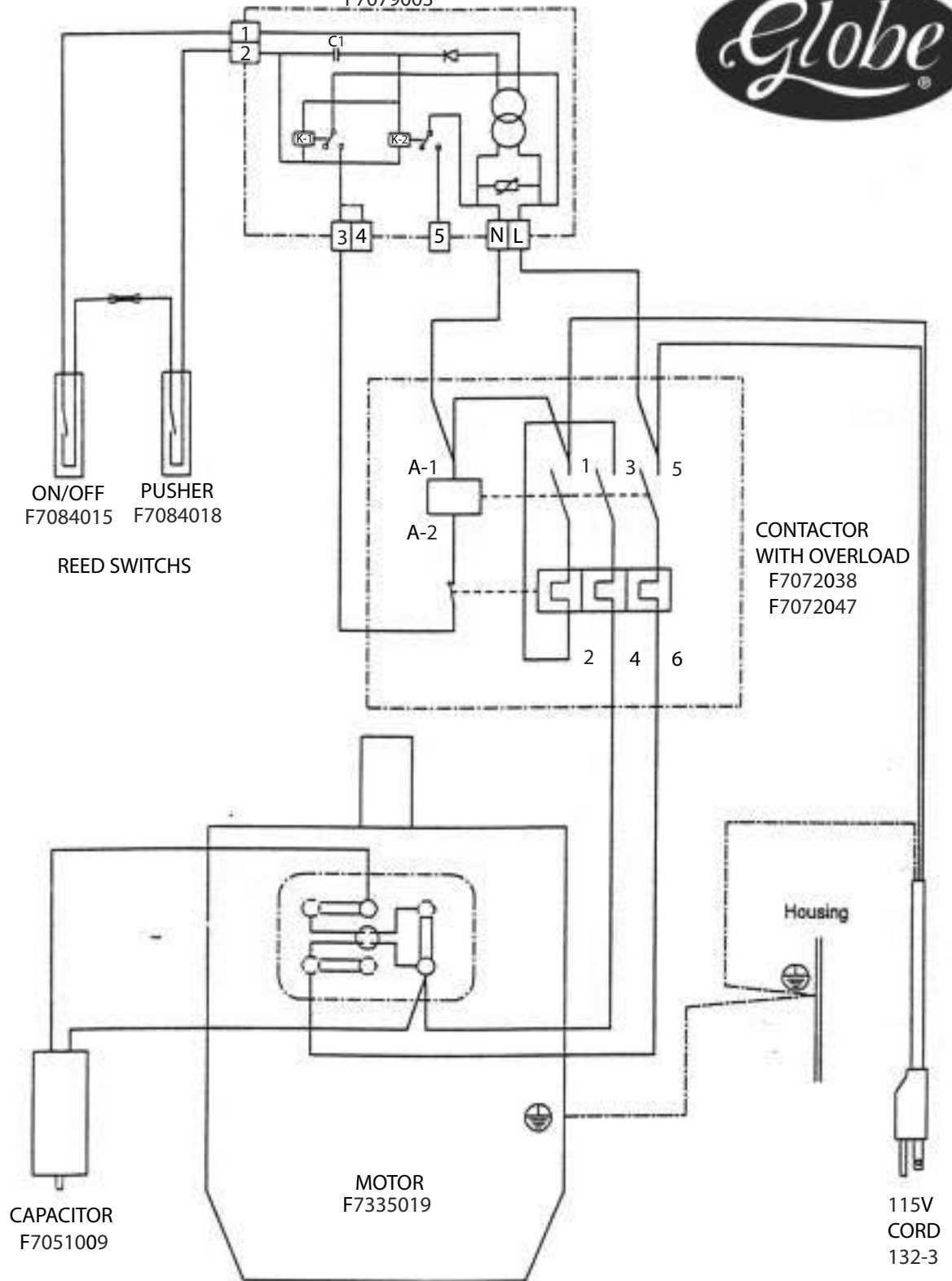
1.	HINGE LID ASSEMBLY (INCLUDES ALL PARTS)	F3112165
A.	HINGE LID	F3512166
2.	ALUMINUM FOOD PUSHER	F3512127
3.	WARNING LABEL	F0000003
4.	GLIDE ROD SET	F3512184
6.	AXLE & 2 KNURL NUTS	F3512183
7.	AXLE KNURL NUT	F3521602
8.	ON/OFF LABEL	F0000002
9.	LATCH ASSEMBLY (INCLUDES F3511119)	F3511150
10.	PIVOT LATCH PIN	F3511118
11.	END PIECE	F3511123
12.	GLIDE ROD PIN	F8182228
13.	FLANGE BUSHING	F8214087
14.	HEAD LATCH BUSHINGS(3 REQ)	F8213067
15.	LATCH ROLLER	F3511119

GFP 700/750 ELECTRICAL



1.	CORD	132-3
2.	MOTOR AND GEARBOX	F7335019
	MOTOR AND GEARBOX (GFP "R-SERIES)	F7335038
3.	RELAY/POWER SUPPLY	F7079003
4.	OVERLOAD HEATERS	F7072047
5.	POWER RELAY	F7072038
6.	CAPACITOR	F7051009
NOT SHOWN	MOUNTING PLATE	F3512169
	MOTOR MOUNTING STUD (4 REQ)	F8093141
	MOTOR MOUNTING WASHER (4 REQ)	F8141056
	MOTOR MOUNTING NUT (4 REQ)	F8101061

POWER SUPPLY/RELAY ASSY
F7079003



GFP 700-750