


Pretzel Display Case

Instruction Manual

Model #2049, #2049EX, 2050*, 2051




#2050 Shown*


 **GOLD MEDAL**[®]
FUNFOOD EQUIPMENT & SUPPLIES


Cincinnati, OH 45241-4807 USA


SAFETY PRECAUTIONS

	⚠ CAUTION
	<p>This equipment is designed and sold for commercial use only. This equipment is not to be used by the consumer in home use. Do not allow direct contact of this equipment by the public when used in food service locations. Only personnel trained and experienced in the equipment operation may operate this equipment. Carefully read all installation instructions before operating the equipment.</p>

	⚠ WARNING
	<p>Always wear safety glasses when servicing this equipment.</p>

	⚠ WARNING
	<p>NEVER put your fingers or any object into the heating area. We do NOT assume any liability for injury due to careless handling or operation of this equipment.</p>


	⚠ WARNING
	<p>Any alterations to this equipment will void the warranty and may cause a dangerous situation. NEVER make alterations to the equipment. Make sure all machine switches are in the OFF position before plugging the equipment into a receptacle.</p>


	⚠ DANGER
	<p>Machine must be properly grounded to prevent electrical shock to personnel. Do NOT immerse the kettle, warmer, or any other part of this equipment in water. Always unplug the equipment before cleaning or servicing.</p>


NOTE

The information, specifications and illustrations contained in this manual represent the latest data available at time of publication. Right is reserved to make changes as required at the discretion of Gold Medal Products Company without notice.

MAINTENANCE INSTRUCTIONS

	⚠ CAUTION
	THE FOLLOWING SECTIONS OF THIS MANUAL ARE INTENDED ONLY FOR QUALIFIED SERVICE PERSONNEL WHO ARE FAMILIAR WITH ELECTRICAL EQUIPMENT. THESE ARE NOT INTENDED FOR THE OPERATOR.

	⚠ WARNING
	Adequate eye protection must be used when servicing this equipment to prevent the possibility of injury.

	⚠ DANGER
	Do NOT immerse the equipment in water. Unplug your machine before servicing.

INSTALLATION INSTRUCTIONS

CHECKING SHIPMENT

Unpack all cartons and check thoroughly for any damage which may have occurred during transit. Damage claims should be filed immediately with the transportation company.

Setup

Your new Pretzel Display Case is completely assembled and tested at the factory. Place the provided 65 Watt flood bulbs in the top interior of the Pretzel Display Case. Remove all packing material and tape before starting operation.

ELECTRICAL REQUIREMENTS

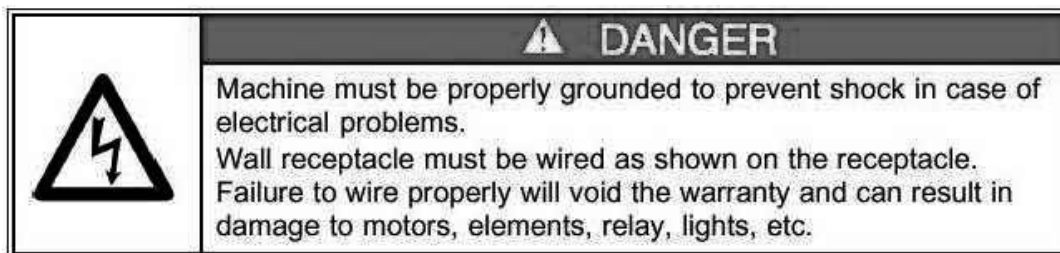
#2049, #2050, #2051

120 VAC, 1.3 A

#2049EX

230 VAC, 0.7A

Note: The Pretzel Display Case is shipped with two recommended 65 Watt flood bulbs. **DO NOT** use a bulb above the max allotment of 75 Watts as this can cause damage to the Pretzel Display Case and will void your warranty.



It is Gold Medal Products Company's recommendation that this machine be plugged directly into a wall outlet. The use of extension cords is not recommended due to safety concerns, and may cause sacrificed and/or reduced performance.

OPERATING INSTRUCTIONS

Before You Plug In Machine

Make sure the wall outlet can accept the grounded plugs (where applicable) on the power supply cord. The wall outlet must have the proper polarity. If in doubt, have a competent electrician inspect the outlet and correct if necessary. DO NOT use a grounded to un-grounded receptacle adapter.

Operation

Plug in your new Pretzel Display case, the power switch operates both the lights and rotisserie drive motor*. Turn the power switch to the "On" position and place pretzels on the rotisserie racks.

*Note: The 2049 and 2049EX is NOT equipped with a rotisserie drive motor.

ORDERING SPARE PARTS

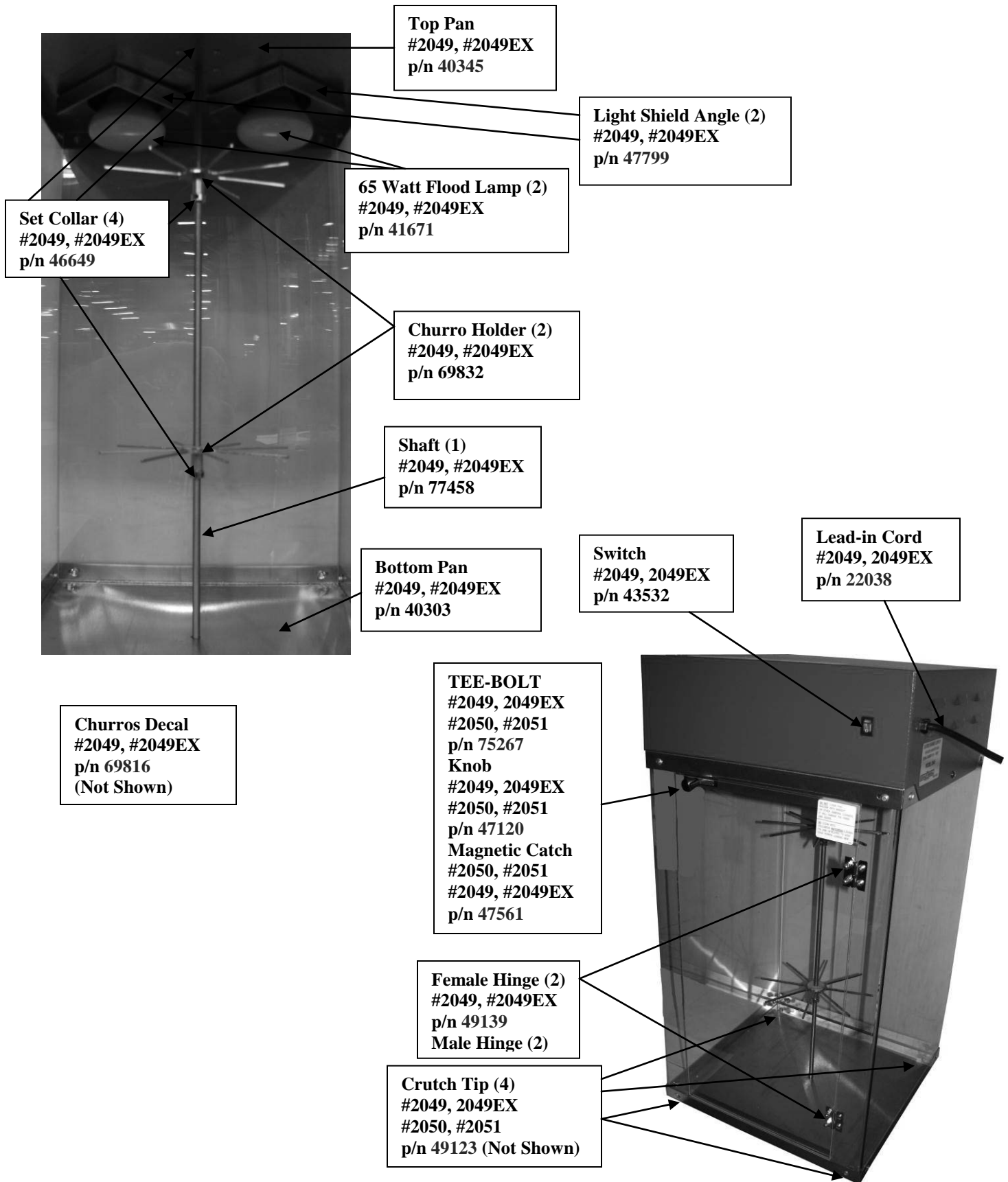
1. Identify the desired part by checking it against the photos, illustrations, and/or the parts list.
2. When ordering, please include part number, part name, and quantity desired.
3. Please include your model name and machine serial number (located on the machine nameplate) with your order.
4. Address all parts orders to:

Parts Department
Gold Medal Products Co.
10700 Medallion Drive
Cincinnati, Ohio 45241-4807

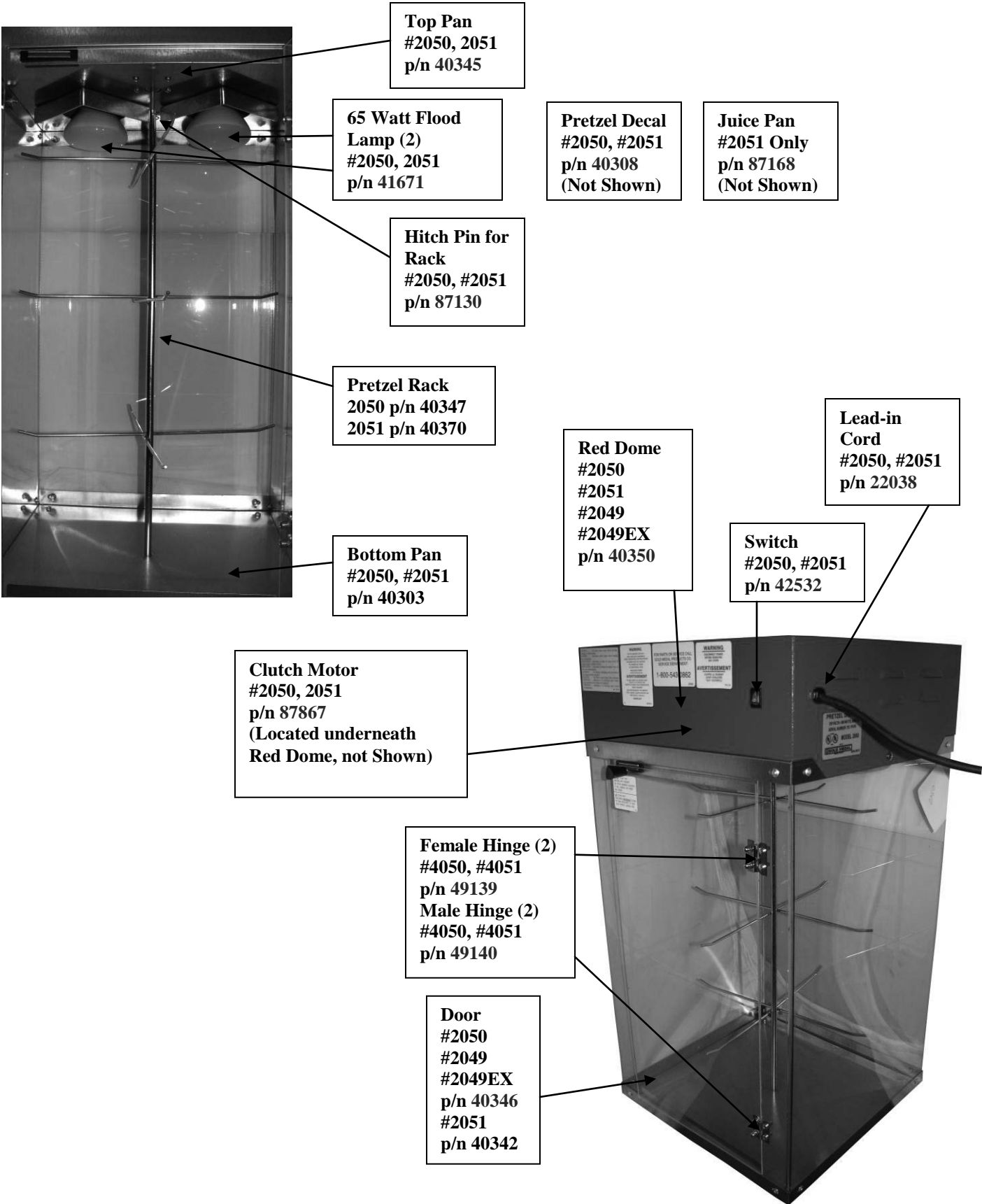
or, place orders at:

(513) 769-7676
Fax: (513) 769-8500
E-mail: goldme19@eos.net

System Parts Location Guide (#2049, #2049EX)



System Parts Location Guide (#2050, #2051)



PARTS LIST – Display Case

Model #2050 & #2051

Part No.	Description
22038	LEAD-IN CORD 15 AMP PLUG
40308	PRETZEL DECAL
40342	DOOR (2051)
40346	DOOR (2050)
41671	FLOOD LAMP (2)
42532	SWITCH
47047	LAMP HOLDER (2)
87867	MOTOR
40347	PRETZEL RACK (2050)
40370	PRETZEL RACK (2051)
87130	HITCH PIN FOR RACK
87168	JUICE PAN (2051)
47120	KNOB
49139	FEMALE HINGES (2)
49140	MALE HINGES (2)
49123	CRUTCH TIP (4)

PARTS LIST – Display Case

Model #2049 & #2049EX

Part No.	Description
22038	LEAD IN CORD 15 AMP PLUG
40301	LEXAN WRAPPER
40303	BOTTOM PAN
40345	TOP PAN
40346	DOOR, PRETZEL DISPLAY
41671	FLOOD LAMP 65W (2)
42532	SWITCH
47047	LAMP HOLDER (2)
47120	KNOB LID LEFT
47561	MAGNETIC CATCH
49123	CRUTCH TIP (4)
49139	FEMALE HINGE (2)
49149	MALE HINGE (2)
69816	CHURROS DECAL
69832	CHURRO HOLDER (2)
75267	T-BOLT
47328	GLIDE
77458	SHAFT

WARRANTY

WE WARRANT to the original purchaser the Gold Medal equipment sold by us to be free from defects in material or workmanship under normal use and service. Our obligation under this warranty shall be limited to the repair or replacement of any defective part for a period of six (6) months from the date of sale to the Original Purchaser with regard to labor and two (2) years with regard to parts and does not cover damage to the equipment caused by accident, alteration, improper use, voltage, abuse, or failure to follow instructions.

THIS WARRANTY IS IN LIEU OF ALL OTHER WARRANTIES EXPRESSED OR IMPLIED, AND OF ALL OTHER OBLIGATIONS OR LIABILITIES ON OUR PART, INCLUDING THE IMPLIED WARRANTY OF MERCHANTABILITY. THERE ARE NO WARRANTIES WHICH EXTEND BEYOND THE DESCRIPTION ON THE FACE HEREOF. We neither assume, nor authorize any other person to assume for us, any other obligation or liability in connection with the sale of said GOLD MEDAL equipment or any part thereof.

The term "Original Purchaser" as used in this warranty shall be deemed to mean that person, firm, association, or corporation who was billed by the GOLD MEDAL PRODUCTS COMPANY, or their authorized distributor for the equipment.

THIS WARRANTY HAS NO EFFECT AND IS VOID UNLESS THE ORIGINAL PURCHASER FIRST CALLS GOLD MEDAL PRODUCTS COMPANY AT 1-800-428-2676 TO DISCUSS WITH OUR SERVICE REPRESENTATIVE THE EQUIPMENT PROBLEM, AND, IF NECESSARY, FOR INSTRUCTIONS CONCERNING THE REPAIR OR REPLACEMENT OF PARTS.

NOTE: This equipment is manufactured and sold for commercial use only.



GOLD MEDAL PRODUCTS COMPANY
10700 Medallion Drive
Cincinnati, Ohio 45241-4807 USA