




# OPERATING INSTRUCTIONS

## Controls and Their Functions



Item	Part No.	Model(s)	Part Description	Qty.
1	42532	ALL	SWITCH, DPST ROCKER	1
2	38303	ALL	TEMPRATURE SCALE	1
3	87049	ALL	KNOB, HEAT CONTROL	1

## Operating Instructions

1. Place bowl spring in water tank.
2. Fill water tank to the top of the bowl spring with hot water.
3. Place No. 10 tin or insert bowl into the unit. The bowl spring should be centered under the container.


**NOTE:** On pump model, contents must be preheated before inserting. The pump will not function if contents are too thick.

4. Place lock ring over the container then press down and turn until it locks into the unit.
5. Turn the power switch "ON".
6. Turn heat control to extreme hot position for quick buildup of heat; after contents are heated, turn the heat control back to desired position.



# OPERATING INSTRUCTIONS

## Controls and Their Functions



Item	Part No.	Model(s)	Part Description	Qty.
1	42532	ALL	SWITCH, DPST ROCKER	1
2	38303	ALL	TEMPRATURE SCALE	1
3	87049	ALL	KNOB, HEAT CONTROL	1

## Operating Instructions

1. Place bowl spring in water tank.
2. Fill water tank to the top of the bowl spring with hot water.
3. Place No. 10 tin or insert bowl into the unit. The bowl spring should be centered under the container.

**NOTE:** On pump model, contents must be preheated before inserting. The pump will not function if contents are too thick.

4. Place lock ring over the container then press down and turn until it locks into the unit.
5. Turn the power switch "ON".
6. Turn heat control to extreme hot position for quick buildup of heat; after contents are heated, turn the heat control back to desired position.



# OPERATING INSTRUCTIONS

## Controls and Their Functions



Item	Part No.	Model(s)	Part Description	Qty.
1	42532	ALL	SWITCH, DPST ROCKER	1
2	38303	ALL	TEMPRATURE SCALE	1
3	87049	ALL	KNOB, HEAT CONTROL	1

## Operating Instructions

1. Place bowl spring in water tank.
2. Fill water tank to the top of the bowl spring with hot water.
3. Place No. 10 tin or insert bowl into the unit. The bowl spring should be centered under the container.

**NOTE:** On pump model, contents must be preheated before inserting. The pump will not function if contents are too thick.

4. Place lock ring over the container then press down and turn until it locks into the unit.
5. Turn the power switch "ON".
6. Turn heat control to extreme hot position for quick buildup of heat; after contents are heated, turn the heat control back to desired position.



---

---

## ORDERING SPARE PARTS

1. Identify the needed part by checking it against the photos, illustrations, and/or parts list.
2. When ordering, please include part number, part name, and quantity needed.
3. Please include your model number, serial number, and date of manufacture (located on the machine nameplate) with your order.
4. Address all parts orders to:

Parts Department  
Gold Medal Products Co.  
10700 Medallion Drive  
Cincinnati, Ohio 45241-4807

Or, place orders by phone or online:

Phone: (800) 543-0862  
(513) 769-7676


Fax: (800) 542-1496  
(513) 769-8500

E-mail: [info@gmpopcorn.com](mailto:info@gmpopcorn.com)

Web Page: [www.gmpopcorn.com](http://www.gmpopcorn.com)




## Cabinet Assembly



Item	Part Description	Qty.	Part Number	
			2206	2206EX
1	HEATED SPOUT	1	87500	87500
2	120V, 12W HEAT ELEMENT	1	38073	
	220V, 18W HEAT ELEMENT			38093
3	TANK COVER	1	38269	38269
4	TOP COVER ASSEMBLY	1	40206	40206
5	SATIN RETAINING EXTRUSION	4	40021	40021
6	FRONT PANEL	1	74157	74157
7	DIVIDER PANEL ASSEMBLY	1	40214	40214
8	SIDE PLEXIGLASS	2	40202	40202
9	125 LEXAN DROP PANEL	1	40200	40200
10	PUMP ASSEMBLY (NEW-RELEASE TBD)	1	38017	38017
	PUMP ASSEMBLY (GOLD MEDAL)		38266	38266
11	CONTROL PANEL	1	74156	74156
12	REAR PANEL	1	40204	40204
13	MAGNETIC CATCH	1	47561	47561
14	REAR PLEXIGLASS	1	40203	40203
15	WARMER PAN	1	40108	40108
16	GLIDE	4	47328	47328
17	CRUTCH TIP	4	49123	49123
18	SCREW, 10-24 X 3/4 HXHD	4	41314	41314
19	WIRING GUARD	1	40240	40240
20	HEAT ELEMENT 120V, 50W	1	40031	
	HEAT ELEMENT 230V, 50W			40113
21	BRACKET STRIP HEATER	1	40241	40241
22	LEAD-IN CORD 15A PLUG	1	22038	
	EXPORT POWER SUPPLY CORD			42369
23	STRAIN RELIEF SR-11-2	1	87194	87194




## Cabinet Assembly



Item	Part Description	Qty.	Part Number	
			2206	2206EX
1	HEATED SPOUT	1	87500	87500
2	120V, 12W HEAT ELEMENT	1	38073	
	220V, 18W HEAT ELEMENT			38093
3	TANK COVER	1	38269	38269
4	TOP COVER ASSEMBLY	1	40206	40206
5	SATIN RETAINING EXTRUSION	4	40021	40021
6	FRONT PANEL	1	74157	74157
7	DIVIDER PANEL ASSEMBLY	1	40214	40214
8	SIDE PLEXIGLASS	2	40202	40202
9	125 LEXAN DROP PANEL	1	40200	40200
10	PUMP ASSEMBLY (NEW-RELEASE TBD)	1	38017	38017
	PUMP ASSEMBLY (GOLD MEDAL)		38266	38266
11	CONTROL PANEL	1	74156	74156
12	REAR PANEL	1	40204	40204
13	MAGNETIC CATCH	1	47561	47561
14	REAR PLEXIGLASS	1	40203	40203
15	WARMER PAN	1	40108	40108
16	GLIDE	4	47328	47328
17	CRUTCH TIP	4	49123	49123
18	SCREW, 10-24 X 3/4 HXHD	4	41314	41314
19	WIRING GUARD	1	40240	40240
20	HEAT ELEMENT 120V, 50W	1	40031	
	HEAT ELEMENT 230V, 50W			40113
21	BRACKET STRIP HEATER	1	40241	40241
22	LEAD-IN CORD 15A PLUG	1	22038	
	EXPORT POWER SUPPLY CORD			42369
23	STRAIN RELIEF SR-11-2	1	87194	87194




## Cabinet Assembly



Item	Part Description	Qty.	Part Number	
			2206	2206EX
1	HEATED SPOUT	1	87500	87500
2	120V, 12W HEAT ELEMENT	1	38073	
	220V, 18W HEAT ELEMENT			38093
3	TANK COVER	1	38269	38269
4	TOP COVER ASSEMBLY	1	40206	40206
5	SATIN RETAINING EXTRUSION	4	40021	40021
6	FRONT PANEL	1	74157	74157
7	DIVIDER PANEL ASSEMBLY	1	40214	40214
8	SIDE PLEXIGLASS	2	40202	40202
9	125 LEXAN DROP PANEL	1	40200	40200
10	PUMP ASSEMBLY (NEW-RELEASE TBD)	1	38017	38017
	PUMP ASSEMBLY (GOLD MEDAL)		38266	38266
11	CONTROL PANEL	1	74156	74156
12	REAR PANEL	1	40204	40204
13	MAGNETIC CATCH	1	47561	47561
14	REAR PLEXIGLASS	1	40203	40203
15	WARMER PAN	1	40108	40108
16	GLIDE	4	47328	47328
17	CRUTCH TIP	4	49123	49123
18	SCREW, 10-24 X 3/4 HXHD	4	41314	41314
19	WIRING GUARD	1	40240	40240
20	HEAT ELEMENT 120V, 50W	1	40031	
	HEAT ELEMENT 230V, 50W			40113
21	BRACKET STRIP HEATER	1	40241	40241
22	LEAD-IN CORD 15A PLUG	1	22038	
	EXPORT POWER SUPPLY CORD			42369
23	STRAIN RELIEF SR-11-2	1	87194	87194



## Cabinet Assembly




Item	Part Description	Qty.	Part Number	
			2206	2206EX
1	HEATED SPOUT	1	87500	87500
2	120V, 12W HEAT ELEMENT	1	38073	
	220V, 18W HEAT ELEMENT			38093
3	TANK COVER	1	38269	38269
4	TOP COVER ASSEMBLY	1	40206	40206
5	SATIN RETAINING EXTRUSION	4	40021	40021
6	FRONT PANEL	1	74157	74157
7	DIVIDER PANEL ASSEMBLY	1	40214	40214
8	SIDE PLEXIGLASS	2	40202	40202
9	125 LEXAN DROP PANEL	1	40200	40200
10	PUMP ASSEMBLY (NEW-RELEASE TBD)	1	38017	38017
	PUMP ASSEMBLY (GOLD MEDAL)		38266	38266
11	CONTROL PANEL	1	74156	74156
12	REAR PANEL	1	40204	40204
13	MAGNETIC CATCH	1	47561	47561
14	REAR PLEXIGLASS	1	40203	40203
15	WARMER PAN	1	40108	40108
16	GLIDE	4	47328	47328
17	CRUTCH TIP	4	49123	49123
18	SCREW, 10-24 X 3/4 HXHD	4	41314	41314
19	WIRING GUARD	1	40240	40240
20	HEAT ELEMENT 120V, 50W	1	40031	
	HEAT ELEMENT 230V, 50W			40113
21	BRACKET STRIP HEATER	1	40241	40241
22	LEAD-IN CORD 15A PLUG	1	22038	
	EXPORT POWER SUPPLY CORD			42369
23	STRAIN RELIEF SR-11-2	1	87194	87194






## Cabinet Assembly



Item	Part Description	Qty.	Part Number	
			2206	2206EX
1	HEATED SPOUT	1	87500	87500
2	120V, 12W HEAT ELEMENT	1	38073	
	220V, 18W HEAT ELEMENT			38093
3	TANK COVER	1	38269	38269
4	TOP COVER ASSEMBLY	1	40206	40206
5	SATIN RETAINING EXTRUSION	4	40021	40021
6	FRONT PANEL	1	74157	74157
7	DIVIDER PANEL ASSEMBLY	1	40214	40214
8	SIDE PLEXIGLASS	2	40202	40202
9	125 LEXAN DROP PANEL	1	40200	40200
10	PUMP ASSEMBLY (NEW-RELEASE TBD)	1	38017	38017
	PUMP ASSEMBLY (GOLD MEDAL)		38266	38266
11	CONTROL PANEL	1	74156	74156
12	REAR PANEL	1	40204	40204
13	MAGNETIC CATCH	1	47561	47561
14	REAR PLEXIGLASS	1	40203	40203
15	WARMER PAN	1	40108	40108
16	GLIDE	4	47328	47328
17	CRUTCH TIP	4	49123	49123
18	SCREW, 10-24 X 3/4 HXHD	4	41314	41314
19	WIRING GUARD	1	40240	40240
20	HEAT ELEMENT 120V, 50W	1	40031	
	HEAT ELEMENT 230V, 50W			40113
21	BRACKET STRIP HEATER	1	40241	40241
22	LEAD-IN CORD 15A PLUG	1	22038	
	EXPORT POWER SUPPLY CORD			42369
23	STRAIN RELIEF SR-11-2	1	87194	87194




## Cabinet Assembly



Item	Part Description	Qty.	Part Number	
			2206	2206EX
1	HEATED SPOUT	1	87500	87500
2	120V, 12W HEAT ELEMENT	1	38073	
	220V, 18W HEAT ELEMENT			38093
3	TANK COVER	1	38269	38269
4	TOP COVER ASSEMBLY	1	40206	40206
5	SATIN RETAINING EXTRUSION	4	40021	40021
6	FRONT PANEL	1	74157	74157
7	DIVIDER PANEL ASSEMBLY	1	40214	40214
8	SIDE PLEXIGLASS	2	40202	40202
9	125 LEXAN DROP PANEL	1	40200	40200
10	PUMP ASSEMBLY (NEW-RELEASE TBD)	1	38017	38017
	PUMP ASSEMBLY (GOLD MEDAL)		38266	38266
11	CONTROL PANEL	1	74156	74156
12	REAR PANEL	1	40204	40204
13	MAGNETIC CATCH	1	47561	47561
14	REAR PLEXIGLASS	1	40203	40203
15	WARMER PAN	1	40108	40108
16	GLIDE	4	47328	47328
17	CRUTCH TIP	4	49123	49123
18	SCREW, 10-24 X 3/4 HXHD	4	41314	41314
19	WIRING GUARD	1	40240	40240
20	HEAT ELEMENT 120V, 50W	1	40031	
	HEAT ELEMENT 230V, 50W			40113
21	BRACKET STRIP HEATER	1	40241	40241
22	LEAD-IN CORD 15A PLUG	1	22038	
	EXPORT POWER SUPPLY CORD			42369
23	STRAIN RELIEF SR-11-2	1	87194	87194




## Cabinet Assembly



Item	Part Description	Qty.	Part Number	
			2206	2206EX
1	HEATED SPOUT	1	87500	87500
2	120V, 12W HEAT ELEMENT	1	38073	
	220V, 18W HEAT ELEMENT			38093
3	TANK COVER	1	38269	38269
4	TOP COVER ASSEMBLY	1	40206	40206
5	SATIN RETAINING EXTRUSION	4	40021	40021
6	FRONT PANEL	1	74157	74157
7	DIVIDER PANEL ASSEMBLY	1	40214	40214
8	SIDE PLEXIGLASS	2	40202	40202
9	125 LEXAN DROP PANEL	1	40200	40200
10	PUMP ASSEMBLY (NEW-RELEASE TBD)	1	38017	38017
	PUMP ASSEMBLY (GOLD MEDAL)		38266	38266
11	CONTROL PANEL	1	74156	74156
12	REAR PANEL	1	40204	40204
13	MAGNETIC CATCH	1	47561	47561
14	REAR PLEXIGLASS	1	40203	40203
15	WARMER PAN	1	40108	40108
16	GLIDE	4	47328	47328
17	CRUTCH TIP	4	49123	49123
18	SCREW, 10-24 X 3/4 HXHD	4	41314	41314
19	WIRING GUARD	1	40240	40240
20	HEAT ELEMENT 120V, 50W	1	40031	
	HEAT ELEMENT 230V, 50W			40113
21	BRACKET STRIP HEATER	1	40241	40241
22	LEAD-IN CORD 15A PLUG	1	22038	
	EXPORT POWER SUPPLY CORD			42369
23	STRAIN RELIEF SR-11-2	1	87194	87194




## Cabinet Assembly



Item	Part Description	Qty.	Part Number	
			2206	2206EX
1	HEATED SPOUT	1	87500	87500
2	120V, 12W HEAT ELEMENT	1	38073	
	220V, 18W HEAT ELEMENT			38093
3	TANK COVER	1	38269	38269
4	TOP COVER ASSEMBLY	1	40206	40206
5	SATIN RETAINING EXTRUSION	4	40021	40021
6	FRONT PANEL	1	74157	74157
7	DIVIDER PANEL ASSEMBLY	1	40214	40214
8	SIDE PLEXIGLASS	2	40202	40202
9	125 LEXAN DROP PANEL	1	40200	40200
10	PUMP ASSEMBLY (NEW-RELEASE TBD)	1	38017	38017
	PUMP ASSEMBLY (GOLD MEDAL)		38266	38266
11	CONTROL PANEL	1	74156	74156
12	REAR PANEL	1	40204	40204
13	MAGNETIC CATCH	1	47561	47561
14	REAR PLEXIGLASS	1	40203	40203
15	WARMER PAN	1	40108	40108
16	GLIDE	4	47328	47328
17	CRUTCH TIP	4	49123	49123
18	SCREW, 10-24 X 3/4 HXHD	4	41314	41314
19	WIRING GUARD	1	40240	40240
20	HEAT ELEMENT 120V, 50W	1	40031	
	HEAT ELEMENT 230V, 50W			40113
21	BRACKET STRIP HEATER	1	40241	40241
22	LEAD-IN CORD 15A PLUG	1	22038	
	EXPORT POWER SUPPLY CORD			42369
23	STRAIN RELIEF SR-11-2	1	87194	87194




## Cabinet Assembly



Item	Part Description	Qty.	Part Number	
			2206	2206EX
1	HEATED SPOUT	1	87500	87500
2	120V, 12W HEAT ELEMENT	1	38073	
	220V, 18W HEAT ELEMENT			38093
3	TANK COVER	1	38269	38269
4	TOP COVER ASSEMBLY	1	40206	40206
5	SATIN RETAINING EXTRUSION	4	40021	40021
6	FRONT PANEL	1	74157	74157
7	DIVIDER PANEL ASSEMBLY	1	40214	40214
8	SIDE PLEXIGLASS	2	40202	40202
9	125 LEXAN DROP PANEL	1	40200	40200
10	PUMP ASSEMBLY (NEW-RELEASE TBD)	1	38017	38017
	PUMP ASSEMBLY (GOLD MEDAL)		38266	38266
11	CONTROL PANEL	1	74156	74156
12	REAR PANEL	1	40204	40204
13	MAGNETIC CATCH	1	47561	47561
14	REAR PLEXIGLASS	1	40203	40203
15	WARMER PAN	1	40108	40108
16	GLIDE	4	47328	47328
17	CRUTCH TIP	4	49123	49123
18	SCREW, 10-24 X 3/4 HXHD	4	41314	41314
19	WIRING GUARD	1	40240	40240
20	HEAT ELEMENT 120V, 50W	1	40031	
	HEAT ELEMENT 230V, 50W			40113
21	BRACKET STRIP HEATER	1	40241	40241
22	LEAD-IN CORD 15A PLUG	1	22038	
	EXPORT POWER SUPPLY CORD			42369
23	STRAIN RELIEF SR-11-2	1	87194	87194




## Cabinet Assembly



Item	Part Description	Qty.	Part Number	
			2206	2206EX
1	HEATED SPOUT	1	87500	87500
2	120V, 12W HEAT ELEMENT	1	38073	
	220V, 18W HEAT ELEMENT			38093
3	TANK COVER	1	38269	38269
4	TOP COVER ASSEMBLY	1	40206	40206
5	SATIN RETAINING EXTRUSION	4	40021	40021
6	FRONT PANEL	1	74157	74157
7	DIVIDER PANEL ASSEMBLY	1	40214	40214
8	SIDE PLEXIGLASS	2	40202	40202
9	125 LEXAN DROP PANEL	1	40200	40200
10	PUMP ASSEMBLY (NEW-RELEASE TBD)	1	38017	38017
	PUMP ASSEMBLY (GOLD MEDAL)		38266	38266
11	CONTROL PANEL	1	74156	74156
12	REAR PANEL	1	40204	40204
13	MAGNETIC CATCH	1	47561	47561
14	REAR PLEXIGLASS	1	40203	40203
15	WARMER PAN	1	40108	40108
16	GLIDE	4	47328	47328
17	CRUTCH TIP	4	49123	49123
18	SCREW, 10-24 X 3/4 HXHD	4	41314	41314
19	WIRING GUARD	1	40240	40240
20	HEAT ELEMENT 120V, 50W	1	40031	
	HEAT ELEMENT 230V, 50W			40113
21	BRACKET STRIP HEATER	1	40241	40241
22	LEAD-IN CORD 15A PLUG	1	22038	
	EXPORT POWER SUPPLY CORD			42369
23	STRAIN RELIEF SR-11-2	1	87194	87194




## Cabinet Assembly



Item	Part Description	Qty.	Part Number	
			2206	2206EX
1	HEATED SPOUT	1	87500	87500
2	120V, 12W HEAT ELEMENT	1	38073	
	220V, 18W HEAT ELEMENT			38093
3	TANK COVER	1	38269	38269
4	TOP COVER ASSEMBLY	1	40206	40206
5	SATIN RETAINING EXTRUSION	4	40021	40021
6	FRONT PANEL	1	74157	74157
7	DIVIDER PANEL ASSEMBLY	1	40214	40214
8	SIDE PLEXIGLASS	2	40202	40202
9	125 LEXAN DROP PANEL	1	40200	40200
10	PUMP ASSEMBLY (NEW-RELEASE TBD)	1	38017	38017
	PUMP ASSEMBLY (GOLD MEDAL)		38266	38266
11	CONTROL PANEL	1	74156	74156
12	REAR PANEL	1	40204	40204
13	MAGNETIC CATCH	1	47561	47561
14	REAR PLEXIGLASS	1	40203	40203
15	WARMER PAN	1	40108	40108
16	GLIDE	4	47328	47328
17	CRUTCH TIP	4	49123	49123
18	SCREW, 10-24 X 3/4 HXHD	4	41314	41314
19	WIRING GUARD	1	40240	40240
20	HEAT ELEMENT 120V, 50W	1	40031	
	HEAT ELEMENT 230V, 50W			40113
21	BRACKET STRIP HEATER	1	40241	40241
22	LEAD-IN CORD 15A PLUG	1	22038	
	EXPORT POWER SUPPLY CORD			42369
23	STRAIN RELIEF SR-11-2	1	87194	87194



## Cabinet Assembly




Item	Part Description	Qty.	Part Number	
			2206	2206EX
1	HEATED SPOUT	1	87500	87500
2	120V, 12W HEAT ELEMENT	1	38073	
	220V, 18W HEAT ELEMENT			38093
3	TANK COVER	1	38269	38269
4	TOP COVER ASSEMBLY	1	40206	40206
5	SATIN RETAINING EXTRUSION	4	40021	40021
6	FRONT PANEL	1	74157	74157
7	DIVIDER PANEL ASSEMBLY	1	40214	40214
8	SIDE PLEXIGLASS	2	40202	40202
9	125 LEXAN DROP PANEL	1	40200	40200
10	PUMP ASSEMBLY (NEW-RELEASE TBD)	1	38017	38017
	PUMP ASSEMBLY (GOLD MEDAL)		38266	38266
11	CONTROL PANEL	1	74156	74156
12	REAR PANEL	1	40204	40204
13	MAGNETIC CATCH	1	47561	47561
14	REAR PLEXIGLASS	1	40203	40203
15	WARMER PAN	1	40108	40108
16	GLIDE	4	47328	47328
17	CRUTCH TIP	4	49123	49123
18	SCREW, 10-24 X 3/4 HXHD	4	41314	41314
19	WIRING GUARD	1	40240	40240
20	HEAT ELEMENT 120V, 50W	1	40031	
	HEAT ELEMENT 230V, 50W			40113
21	BRACKET STRIP HEATER	1	40241	40241
22	LEAD-IN CORD 15A PLUG	1	22038	
	EXPORT POWER SUPPLY CORD			42369
23	STRAIN RELIEF SR-11-2	1	87194	87194






## Cabinet Assembly



Item	Part Description	Qty.	Part Number	
			2206	2206EX
1	HEATED SPOUT	1	87500	87500
2	120V, 12W HEAT ELEMENT	1	38073	
	220V, 18W HEAT ELEMENT			38093
3	TANK COVER	1	38269	38269
4	TOP COVER ASSEMBLY	1	40206	40206
5	SATIN RETAINING EXTRUSION	4	40021	40021
6	FRONT PANEL	1	74157	74157
7	DIVIDER PANEL ASSEMBLY	1	40214	40214
8	SIDE PLEXIGLASS	2	40202	40202
9	125 LEXAN DROP PANEL	1	40200	40200
10	PUMP ASSEMBLY (NEW-RELEASE TBD)	1	38017	38017
	PUMP ASSEMBLY (GOLD MEDAL)		38266	38266
11	CONTROL PANEL	1	74156	74156
12	REAR PANEL	1	40204	40204
13	MAGNETIC CATCH	1	47561	47561
14	REAR PLEXIGLASS	1	40203	40203
15	WARMER PAN	1	40108	40108
16	GLIDE	4	47328	47328
17	CRUTCH TIP	4	49123	49123
18	SCREW, 10-24 X 3/4 HXHD	4	41314	41314
19	WIRING GUARD	1	40240	40240
20	HEAT ELEMENT 120V, 50W	1	40031	
	HEAT ELEMENT 230V, 50W			40113
21	BRACKET STRIP HEATER	1	40241	40241
22	LEAD-IN CORD 15A PLUG	1	22038	
	EXPORT POWER SUPPLY CORD			42369
23	STRAIN RELIEF SR-11-2	1	87194	87194




## Cabinet Assembly



Item	Part Description	Qty.	Part Number	
			2206	2206EX
1	HEATED SPOUT	1	87500	87500
2	120V, 12W HEAT ELEMENT	1	38073	
	220V, 18W HEAT ELEMENT			38093
3	TANK COVER	1	38269	38269
4	TOP COVER ASSEMBLY	1	40206	40206
5	SATIN RETAINING EXTRUSION	4	40021	40021
6	FRONT PANEL	1	74157	74157
7	DIVIDER PANEL ASSEMBLY	1	40214	40214
8	SIDE PLEXIGLASS	2	40202	40202
9	125 LEXAN DROP PANEL	1	40200	40200
10	PUMP ASSEMBLY (NEW-RELEASE TBD)	1	38017	38017
	PUMP ASSEMBLY (GOLD MEDAL)		38266	38266
11	CONTROL PANEL	1	74156	74156
12	REAR PANEL	1	40204	40204
13	MAGNETIC CATCH	1	47561	47561
14	REAR PLEXIGLASS	1	40203	40203
15	WARMER PAN	1	40108	40108
16	GLIDE	4	47328	47328
17	CRUTCH TIP	4	49123	49123
18	SCREW, 10-24 X 3/4 HXHD	4	41314	41314
19	WIRING GUARD	1	40240	40240
20	HEAT ELEMENT 120V, 50W	1	40031	
	HEAT ELEMENT 230V, 50W			40113
21	BRACKET STRIP HEATER	1	40241	40241
22	LEAD-IN CORD 15A PLUG	1	22038	
	EXPORT POWER SUPPLY CORD			42369
23	STRAIN RELIEF SR-11-2	1	87194	87194




## Cabinet Assembly



Item	Part Description	Qty.	Part Number	
			2206	2206EX
1	HEATED SPOUT	1	87500	87500
2	120V, 12W HEAT ELEMENT	1	38073	
	220V, 18W HEAT ELEMENT			38093
3	TANK COVER	1	38269	38269
4	TOP COVER ASSEMBLY	1	40206	40206
5	SATIN RETAINING EXTRUSION	4	40021	40021
6	FRONT PANEL	1	74157	74157
7	DIVIDER PANEL ASSEMBLY	1	40214	40214
8	SIDE PLEXIGLASS	2	40202	40202
9	125 LEXAN DROP PANEL	1	40200	40200
10	PUMP ASSEMBLY (NEW-RELEASE TBD)	1	38017	38017
	PUMP ASSEMBLY (GOLD MEDAL)		38266	38266
11	CONTROL PANEL	1	74156	74156
12	REAR PANEL	1	40204	40204
13	MAGNETIC CATCH	1	47561	47561
14	REAR PLEXIGLASS	1	40203	40203
15	WARMER PAN	1	40108	40108
16	GLIDE	4	47328	47328
17	CRUTCH TIP	4	49123	49123
18	SCREW, 10-24 X 3/4 HXHD	4	41314	41314
19	WIRING GUARD	1	40240	40240
20	HEAT ELEMENT 120V, 50W	1	40031	
	HEAT ELEMENT 230V, 50W			40113
21	BRACKET STRIP HEATER	1	40241	40241
22	LEAD-IN CORD 15A PLUG	1	22038	
	EXPORT POWER SUPPLY CORD			42369
23	STRAIN RELIEF SR-11-2	1	87194	87194




## Cabinet Assembly



Item	Part Description	Qty.	Part Number	
			2206	2206EX
1	HEATED SPOUT	1	87500	87500
2	120V, 12W HEAT ELEMENT	1	38073	
	220V, 18W HEAT ELEMENT			38093
3	TANK COVER	1	38269	38269
4	TOP COVER ASSEMBLY	1	40206	40206
5	SATIN RETAINING EXTRUSION	4	40021	40021
6	FRONT PANEL	1	74157	74157
7	DIVIDER PANEL ASSEMBLY	1	40214	40214
8	SIDE PLEXIGLASS	2	40202	40202
9	125 LEXAN DROP PANEL	1	40200	40200
10	PUMP ASSEMBLY (NEW-RELEASE TBD)	1	38017	38017
	PUMP ASSEMBLY (GOLD MEDAL)		38266	38266
11	CONTROL PANEL	1	74156	74156
12	REAR PANEL	1	40204	40204
13	MAGNETIC CATCH	1	47561	47561
14	REAR PLEXIGLASS	1	40203	40203
15	WARMER PAN	1	40108	40108
16	GLIDE	4	47328	47328
17	CRUTCH TIP	4	49123	49123
18	SCREW, 10-24 X 3/4 HXHD	4	41314	41314
19	WIRING GUARD	1	40240	40240
20	HEAT ELEMENT 120V, 50W	1	40031	
	HEAT ELEMENT 230V, 50W			40113
21	BRACKET STRIP HEATER	1	40241	40241
22	LEAD-IN CORD 15A PLUG	1	22038	
	EXPORT POWER SUPPLY CORD			42369
23	STRAIN RELIEF SR-11-2	1	87194	87194




## Cabinet Assembly



Item	Part Description	Qty.	Part Number	
			2206	2206EX
1	HEATED SPOUT	1	87500	87500
2	120V, 12W HEAT ELEMENT	1	38073	
	220V, 18W HEAT ELEMENT			38093
3	TANK COVER	1	38269	38269
4	TOP COVER ASSEMBLY	1	40206	40206
5	SATIN RETAINING EXTRUSION	4	40021	40021
6	FRONT PANEL	1	74157	74157
7	DIVIDER PANEL ASSEMBLY	1	40214	40214
8	SIDE PLEXIGLASS	2	40202	40202
9	125 LEXAN DROP PANEL	1	40200	40200
10	PUMP ASSEMBLY (NEW-RELEASE TBD)	1	38017	38017
	PUMP ASSEMBLY (GOLD MEDAL)		38266	38266
11	CONTROL PANEL	1	74156	74156
12	REAR PANEL	1	40204	40204
13	MAGNETIC CATCH	1	47561	47561
14	REAR PLEXIGLASS	1	40203	40203
15	WARMER PAN	1	40108	40108
16	GLIDE	4	47328	47328
17	CRUTCH TIP	4	49123	49123
18	SCREW, 10-24 X 3/4 HXHD	4	41314	41314
19	WIRING GUARD	1	40240	40240
20	HEAT ELEMENT 120V, 50W	1	40031	
	HEAT ELEMENT 230V, 50W			40113
21	BRACKET STRIP HEATER	1	40241	40241
22	LEAD-IN CORD 15A PLUG	1	22038	
	EXPORT POWER SUPPLY CORD			42369
23	STRAIN RELIEF SR-11-2	1	87194	87194




## Cabinet Assembly



Item	Part Description	Qty.	Part Number	
			2206	2206EX
1	HEATED SPOUT	1	87500	87500
2	120V, 12W HEAT ELEMENT	1	38073	
	220V, 18W HEAT ELEMENT			38093
3	TANK COVER	1	38269	38269
4	TOP COVER ASSEMBLY	1	40206	40206
5	SATIN RETAINING EXTRUSION	4	40021	40021
6	FRONT PANEL	1	74157	74157
7	DIVIDER PANEL ASSEMBLY	1	40214	40214
8	SIDE PLEXIGLASS	2	40202	40202
9	125 LEXAN DROP PANEL	1	40200	40200
10	PUMP ASSEMBLY (NEW-RELEASE TBD)	1	38017	38017
	PUMP ASSEMBLY (GOLD MEDAL)		38266	38266
11	CONTROL PANEL	1	74156	74156
12	REAR PANEL	1	40204	40204
13	MAGNETIC CATCH	1	47561	47561
14	REAR PLEXIGLASS	1	40203	40203
15	WARMER PAN	1	40108	40108
16	GLIDE	4	47328	47328
17	CRUTCH TIP	4	49123	49123
18	SCREW, 10-24 X 3/4 HXHD	4	41314	41314
19	WIRING GUARD	1	40240	40240
20	HEAT ELEMENT 120V, 50W	1	40031	
	HEAT ELEMENT 230V, 50W			40113
21	BRACKET STRIP HEATER	1	40241	40241
22	LEAD-IN CORD 15A PLUG	1	22038	
	EXPORT POWER SUPPLY CORD			42369
23	STRAIN RELIEF SR-11-2	1	87194	87194




## Cabinet Assembly



Item	Part Description	Qty.	Part Number	
			2206	2206EX
1	HEATED SPOUT	1	87500	87500
2	120V, 12W HEAT ELEMENT	1	38073	
	220V, 18W HEAT ELEMENT			38093
3	TANK COVER	1	38269	38269
4	TOP COVER ASSEMBLY	1	40206	40206
5	SATIN RETAINING EXTRUSION	4	40021	40021
6	FRONT PANEL	1	74157	74157
7	DIVIDER PANEL ASSEMBLY	1	40214	40214
8	SIDE PLEXIGLASS	2	40202	40202
9	125 LEXAN DROP PANEL	1	40200	40200
10	PUMP ASSEMBLY (NEW-RELEASE TBD)	1	38017	38017
	PUMP ASSEMBLY (GOLD MEDAL)		38266	38266
11	CONTROL PANEL	1	74156	74156
12	REAR PANEL	1	40204	40204
13	MAGNETIC CATCH	1	47561	47561
14	REAR PLEXIGLASS	1	40203	40203
15	WARMER PAN	1	40108	40108
16	GLIDE	4	47328	47328
17	CRUTCH TIP	4	49123	49123
18	SCREW, 10-24 X 3/4 HXHD	4	41314	41314
19	WIRING GUARD	1	40240	40240
20	HEAT ELEMENT 120V, 50W	1	40031	
	HEAT ELEMENT 230V, 50W			40113
21	BRACKET STRIP HEATER	1	40241	40241
22	LEAD-IN CORD 15A PLUG	1	22038	
	EXPORT POWER SUPPLY CORD			42369
23	STRAIN RELIEF SR-11-2	1	87194	87194



## Cabinet Assembly




Item	Part Description	Qty.	Part Number	
			2206	2206EX
1	HEATED SPOUT	1	87500	87500
2	120V, 12W HEAT ELEMENT	1	38073	
	220V, 18W HEAT ELEMENT			38093
3	TANK COVER	1	38269	38269
4	TOP COVER ASSEMBLY	1	40206	40206
5	SATIN RETAINING EXTRUSION	4	40021	40021
6	FRONT PANEL	1	74157	74157
7	DIVIDER PANEL ASSEMBLY	1	40214	40214
8	SIDE PLEXIGLASS	2	40202	40202
9	125 LEXAN DROP PANEL	1	40200	40200
10	PUMP ASSEMBLY (NEW-RELEASE TBD)	1	38017	38017
	PUMP ASSEMBLY (GOLD MEDAL)		38266	38266
11	CONTROL PANEL	1	74156	74156
12	REAR PANEL	1	40204	40204
13	MAGNETIC CATCH	1	47561	47561
14	REAR PLEXIGLASS	1	40203	40203
15	WARMER PAN	1	40108	40108
16	GLIDE	4	47328	47328
17	CRUTCH TIP	4	49123	49123
18	SCREW, 10-24 X 3/4 HXHD	4	41314	41314
19	WIRING GUARD	1	40240	40240
20	HEAT ELEMENT 120V, 50W	1	40031	
	HEAT ELEMENT 230V, 50W			40113
21	BRACKET STRIP HEATER	1	40241	40241
22	LEAD-IN CORD 15A PLUG	1	22038	
	EXPORT POWER SUPPLY CORD			42369
23	STRAIN RELIEF SR-11-2	1	87194	87194






## Cabinet Assembly



Item	Part Description	Qty.	Part Number	
			2206	2206EX
1	HEATED SPOUT	1	87500	87500
2	120V, 12W HEAT ELEMENT	1	38073	
	220V, 18W HEAT ELEMENT			38093
3	TANK COVER	1	38269	38269
4	TOP COVER ASSEMBLY	1	40206	40206
5	SATIN RETAINING EXTRUSION	4	40021	40021
6	FRONT PANEL	1	74157	74157
7	DIVIDER PANEL ASSEMBLY	1	40214	40214
8	SIDE PLEXIGLASS	2	40202	40202
9	125 LEXAN DROP PANEL	1	40200	40200
10	PUMP ASSEMBLY (NEW-RELEASE TBD)	1	38017	38017
	PUMP ASSEMBLY (GOLD MEDAL)		38266	38266
11	CONTROL PANEL	1	74156	74156
12	REAR PANEL	1	40204	40204
13	MAGNETIC CATCH	1	47561	47561
14	REAR PLEXIGLASS	1	40203	40203
15	WARMER PAN	1	40108	40108
16	GLIDE	4	47328	47328
17	CRUTCH TIP	4	49123	49123
18	SCREW, 10-24 X 3/4 HXHD	4	41314	41314
19	WIRING GUARD	1	40240	40240
20	HEAT ELEMENT 120V, 50W	1	40031	
	HEAT ELEMENT 230V, 50W			40113
21	BRACKET STRIP HEATER	1	40241	40241
22	LEAD-IN CORD 15A PLUG	1	22038	
	EXPORT POWER SUPPLY CORD			42369
23	STRAIN RELIEF SR-11-2	1	87194	87194




## Cabinet Assembly



Item	Part Description	Qty.	Part Number	
			2206	2206EX
1	HEATED SPOUT	1	87500	87500
2	120V, 12W HEAT ELEMENT	1	38073	
	220V, 18W HEAT ELEMENT			38093
3	TANK COVER	1	38269	38269
4	TOP COVER ASSEMBLY	1	40206	40206
5	SATIN RETAINING EXTRUSION	4	40021	40021
6	FRONT PANEL	1	74157	74157
7	DIVIDER PANEL ASSEMBLY	1	40214	40214
8	SIDE PLEXIGLASS	2	40202	40202
9	125 LEXAN DROP PANEL	1	40200	40200
10	PUMP ASSEMBLY (NEW-RELEASE TBD)	1	38017	38017
	PUMP ASSEMBLY (GOLD MEDAL)		38266	38266
11	CONTROL PANEL	1	74156	74156
12	REAR PANEL	1	40204	40204
13	MAGNETIC CATCH	1	47561	47561
14	REAR PLEXIGLASS	1	40203	40203
15	WARMER PAN	1	40108	40108
16	GLIDE	4	47328	47328
17	CRUTCH TIP	4	49123	49123
18	SCREW, 10-24 X 3/4 HXHD	4	41314	41314
19	WIRING GUARD	1	40240	40240
20	HEAT ELEMENT 120V, 50W	1	40031	
	HEAT ELEMENT 230V, 50W			40113
21	BRACKET STRIP HEATER	1	40241	40241
22	LEAD-IN CORD 15A PLUG	1	22038	
	EXPORT POWER SUPPLY CORD			42369
23	STRAIN RELIEF SR-11-2	1	87194	87194




## Cabinet Assembly



Item	Part Description	Qty.	Part Number	
			2206	2206EX
1	HEATED SPOUT	1	87500	87500
2	120V, 12W HEAT ELEMENT	1	38073	
	220V, 18W HEAT ELEMENT			38093
3	TANK COVER	1	38269	38269
4	TOP COVER ASSEMBLY	1	40206	40206
5	SATIN RETAINING EXTRUSION	4	40021	40021
6	FRONT PANEL	1	74157	74157
7	DIVIDER PANEL ASSEMBLY	1	40214	40214
8	SIDE PLEXIGLASS	2	40202	40202
9	125 LEXAN DROP PANEL	1	40200	40200
10	PUMP ASSEMBLY (NEW-RELEASE TBD)	1	38017	38017
	PUMP ASSEMBLY (GOLD MEDAL)		38266	38266
11	CONTROL PANEL	1	74156	74156
12	REAR PANEL	1	40204	40204
13	MAGNETIC CATCH	1	47561	47561
14	REAR PLEXIGLASS	1	40203	40203
15	WARMER PAN	1	40108	40108
16	GLIDE	4	47328	47328
17	CRUTCH TIP	4	49123	49123
18	SCREW, 10-24 X 3/4 HXHD	4	41314	41314
19	WIRING GUARD	1	40240	40240
20	HEAT ELEMENT 120V, 50W	1	40031	
	HEAT ELEMENT 230V, 50W			40113
21	BRACKET STRIP HEATER	1	40241	40241
22	LEAD-IN CORD 15A PLUG	1	22038	
	EXPORT POWER SUPPLY CORD			42369
23	STRAIN RELIEF SR-11-2	1	87194	87194




## Cabinet Assembly



Item	Part Description	Qty.	Part Number	
			2206	2206EX
1	HEATED SPOUT	1	87500	87500
2	120V, 12W HEAT ELEMENT	1	38073	
	220V, 18W HEAT ELEMENT			38093
3	TANK COVER	1	38269	38269
4	TOP COVER ASSEMBLY	1	40206	40206
5	SATIN RETAINING EXTRUSION	4	40021	40021
6	FRONT PANEL	1	74157	74157
7	DIVIDER PANEL ASSEMBLY	1	40214	40214
8	SIDE PLEXIGLASS	2	40202	40202
9	125 LEXAN DROP PANEL	1	40200	40200
10	PUMP ASSEMBLY (NEW-RELEASE TBD)	1	38017	38017
	PUMP ASSEMBLY (GOLD MEDAL)		38266	38266
11	CONTROL PANEL	1	74156	74156
12	REAR PANEL	1	40204	40204
13	MAGNETIC CATCH	1	47561	47561
14	REAR PLEXIGLASS	1	40203	40203
15	WARMER PAN	1	40108	40108
16	GLIDE	4	47328	47328
17	CRUTCH TIP	4	49123	49123
18	SCREW, 10-24 X 3/4 HXHD	4	41314	41314
19	WIRING GUARD	1	40240	40240
20	HEAT ELEMENT 120V, 50W	1	40031	
	HEAT ELEMENT 230V, 50W			40113
21	BRACKET STRIP HEATER	1	40241	40241
22	LEAD-IN CORD 15A PLUG	1	22038	
	EXPORT POWER SUPPLY CORD			42369
23	STRAIN RELIEF SR-11-2	1	87194	87194




## Cabinet Assembly



Item	Part Description	Qty.	Part Number	
			2206	2206EX
1	HEATED SPOUT	1	87500	87500
2	120V, 12W HEAT ELEMENT	1	38073	
	220V, 18W HEAT ELEMENT			38093
3	TANK COVER	1	38269	38269
4	TOP COVER ASSEMBLY	1	40206	40206
5	SATIN RETAINING EXTRUSION	4	40021	40021
6	FRONT PANEL	1	74157	74157
7	DIVIDER PANEL ASSEMBLY	1	40214	40214
8	SIDE PLEXIGLASS	2	40202	40202
9	125 LEXAN DROP PANEL	1	40200	40200
10	PUMP ASSEMBLY (NEW-RELEASE TBD)	1	38017	38017
	PUMP ASSEMBLY (GOLD MEDAL)		38266	38266
11	CONTROL PANEL	1	74156	74156
12	REAR PANEL	1	40204	40204
13	MAGNETIC CATCH	1	47561	47561
14	REAR PLEXIGLASS	1	40203	40203
15	WARMER PAN	1	40108	40108
16	GLIDE	4	47328	47328
17	CRUTCH TIP	4	49123	49123
18	SCREW, 10-24 X 3/4 HXHD	4	41314	41314
19	WIRING GUARD	1	40240	40240
20	HEAT ELEMENT 120V, 50W	1	40031	
	HEAT ELEMENT 230V, 50W			40113
21	BRACKET STRIP HEATER	1	40241	40241
22	LEAD-IN CORD 15A PLUG	1	22038	
	EXPORT POWER SUPPLY CORD			42369
23	STRAIN RELIEF SR-11-2	1	87194	87194




## Cabinet Assembly



Item	Part Description	Qty.	Part Number	
			2206	2206EX
1	HEATED SPOUT	1	87500	87500
2	120V, 12W HEAT ELEMENT	1	38073	
	220V, 18W HEAT ELEMENT			38093
3	TANK COVER	1	38269	38269
4	TOP COVER ASSEMBLY	1	40206	40206
5	SATIN RETAINING EXTRUSION	4	40021	40021
6	FRONT PANEL	1	74157	74157
7	DIVIDER PANEL ASSEMBLY	1	40214	40214
8	SIDE PLEXIGLASS	2	40202	40202
9	125 LEXAN DROP PANEL	1	40200	40200
10	PUMP ASSEMBLY (NEW-RELEASE TBD)	1	38017	38017
	PUMP ASSEMBLY (GOLD MEDAL)		38266	38266
11	CONTROL PANEL	1	74156	74156
12	REAR PANEL	1	40204	40204
13	MAGNETIC CATCH	1	47561	47561
14	REAR PLEXIGLASS	1	40203	40203
15	WARMER PAN	1	40108	40108
16	GLIDE	4	47328	47328
17	CRUTCH TIP	4	49123	49123
18	SCREW, 10-24 X 3/4 HXHD	4	41314	41314
19	WIRING GUARD	1	40240	40240
20	HEAT ELEMENT 120V, 50W	1	40031	
	HEAT ELEMENT 230V, 50W			40113
21	BRACKET STRIP HEATER	1	40241	40241
22	LEAD-IN CORD 15A PLUG	1	22038	
	EXPORT POWER SUPPLY CORD			42369
23	STRAIN RELIEF SR-11-2	1	87194	87194




## Cabinet Assembly



Item	Part Description	Qty.	Part Number	
			2206	2206EX
1	HEATED SPOUT	1	87500	87500
2	120V, 12W HEAT ELEMENT	1	38073	
	220V, 18W HEAT ELEMENT			38093
3	TANK COVER	1	38269	38269
4	TOP COVER ASSEMBLY	1	40206	40206
5	SATIN RETAINING EXTRUSION	4	40021	40021
6	FRONT PANEL	1	74157	74157
7	DIVIDER PANEL ASSEMBLY	1	40214	40214
8	SIDE PLEXIGLASS	2	40202	40202
9	125 LEXAN DROP PANEL	1	40200	40200
10	PUMP ASSEMBLY (NEW-RELEASE TBD)	1	38017	38017
	PUMP ASSEMBLY (GOLD MEDAL)		38266	38266
11	CONTROL PANEL	1	74156	74156
12	REAR PANEL	1	40204	40204
13	MAGNETIC CATCH	1	47561	47561
14	REAR PLEXIGLASS	1	40203	40203
15	WARMER PAN	1	40108	40108
16	GLIDE	4	47328	47328
17	CRUTCH TIP	4	49123	49123
18	SCREW, 10-24 X 3/4 HXHD	4	41314	41314
19	WIRING GUARD	1	40240	40240
20	HEAT ELEMENT 120V, 50W	1	40031	
	HEAT ELEMENT 230V, 50W			40113
21	BRACKET STRIP HEATER	1	40241	40241
22	LEAD-IN CORD 15A PLUG	1	22038	
	EXPORT POWER SUPPLY CORD			42369
23	STRAIN RELIEF SR-11-2	1	87194	87194



## Cabinet Assembly




Item	Part Description	Qty.	Part Number	
			2206	2206EX
1	HEATED SPOUT	1	87500	87500
2	120V, 12W HEAT ELEMENT	1	38073	
	220V, 18W HEAT ELEMENT			38093
3	TANK COVER	1	38269	38269
4	TOP COVER ASSEMBLY	1	40206	40206
5	SATIN RETAINING EXTRUSION	4	40021	40021
6	FRONT PANEL	1	74157	74157
7	DIVIDER PANEL ASSEMBLY	1	40214	40214
8	SIDE PLEXIGLASS	2	40202	40202
9	125 LEXAN DROP PANEL	1	40200	40200
10	PUMP ASSEMBLY (NEW-RELEASE TBD)	1	38017	38017
	PUMP ASSEMBLY (GOLD MEDAL)		38266	38266
11	CONTROL PANEL	1	74156	74156
12	REAR PANEL	1	40204	40204
13	MAGNETIC CATCH	1	47561	47561
14	REAR PLEXIGLASS	1	40203	40203
15	WARMER PAN	1	40108	40108
16	GLIDE	4	47328	47328
17	CRUTCH TIP	4	49123	49123
18	SCREW, 10-24 X 3/4 HXHD	4	41314	41314
19	WIRING GUARD	1	40240	40240
20	HEAT ELEMENT 120V, 50W	1	40031	
	HEAT ELEMENT 230V, 50W			40113
21	BRACKET STRIP HEATER	1	40241	40241
22	LEAD-IN CORD 15A PLUG	1	22038	
	EXPORT POWER SUPPLY CORD			42369
23	STRAIN RELIEF SR-11-2	1	87194	87194






## Cabinet Assembly



Item	Part Description	Qty.	Part Number	
			2206	2206EX
1	HEATED SPOUT	1	87500	87500
2	120V, 12W HEAT ELEMENT	1	38073	
	220V, 18W HEAT ELEMENT			38093
3	TANK COVER	1	38269	38269
4	TOP COVER ASSEMBLY	1	40206	40206
5	SATIN RETAINING EXTRUSION	4	40021	40021
6	FRONT PANEL	1	74157	74157
7	DIVIDER PANEL ASSEMBLY	1	40214	40214
8	SIDE PLEXIGLASS	2	40202	40202
9	125 LEXAN DROP PANEL	1	40200	40200
10	PUMP ASSEMBLY (NEW-RELEASE TBD)	1	38017	38017
	PUMP ASSEMBLY (GOLD MEDAL)		38266	38266
11	CONTROL PANEL	1	74156	74156
12	REAR PANEL	1	40204	40204
13	MAGNETIC CATCH	1	47561	47561
14	REAR PLEXIGLASS	1	40203	40203
15	WARMER PAN	1	40108	40108
16	GLIDE	4	47328	47328
17	CRUTCH TIP	4	49123	49123
18	SCREW, 10-24 X 3/4 HXHD	4	41314	41314
19	WIRING GUARD	1	40240	40240
20	HEAT ELEMENT 120V, 50W	1	40031	
	HEAT ELEMENT 230V, 50W			40113
21	BRACKET STRIP HEATER	1	40241	40241
22	LEAD-IN CORD 15A PLUG	1	22038	
	EXPORT POWER SUPPLY CORD			42369
23	STRAIN RELIEF SR-11-2	1	87194	87194




## Cabinet Assembly



Item	Part Description	Qty.	Part Number	
			2206	2206EX
1	HEATED SPOUT	1	87500	87500
2	120V, 12W HEAT ELEMENT	1	38073	
	220V, 18W HEAT ELEMENT			38093
3	TANK COVER	1	38269	38269
4	TOP COVER ASSEMBLY	1	40206	40206
5	SATIN RETAINING EXTRUSION	4	40021	40021
6	FRONT PANEL	1	74157	74157
7	DIVIDER PANEL ASSEMBLY	1	40214	40214
8	SIDE PLEXIGLASS	2	40202	40202
9	125 LEXAN DROP PANEL	1	40200	40200
10	PUMP ASSEMBLY (NEW-RELEASE TBD)	1	38017	38017
	PUMP ASSEMBLY (GOLD MEDAL)		38266	38266
11	CONTROL PANEL	1	74156	74156
12	REAR PANEL	1	40204	40204
13	MAGNETIC CATCH	1	47561	47561
14	REAR PLEXIGLASS	1	40203	40203
15	WARMER PAN	1	40108	40108
16	GLIDE	4	47328	47328
17	CRUTCH TIP	4	49123	49123
18	SCREW, 10-24 X 3/4 HXHD	4	41314	41314
19	WIRING GUARD	1	40240	40240
20	HEAT ELEMENT 120V, 50W	1	40031	
	HEAT ELEMENT 230V, 50W			40113
21	BRACKET STRIP HEATER	1	40241	40241
22	LEAD-IN CORD 15A PLUG	1	22038	
	EXPORT POWER SUPPLY CORD			42369
23	STRAIN RELIEF SR-11-2	1	87194	87194




## Cabinet Assembly



Item	Part Description	Qty.	Part Number	
			2206	2206EX
1	HEATED SPOUT	1	87500	87500
2	120V, 12W HEAT ELEMENT	1	38073	
	220V, 18W HEAT ELEMENT			38093
3	TANK COVER	1	38269	38269
4	TOP COVER ASSEMBLY	1	40206	40206
5	SATIN RETAINING EXTRUSION	4	40021	40021
6	FRONT PANEL	1	74157	74157
7	DIVIDER PANEL ASSEMBLY	1	40214	40214
8	SIDE PLEXIGLASS	2	40202	40202
9	125 LEXAN DROP PANEL	1	40200	40200
10	PUMP ASSEMBLY (NEW-RELEASE TBD)	1	38017	38017
	PUMP ASSEMBLY (GOLD MEDAL)		38266	38266
11	CONTROL PANEL	1	74156	74156
12	REAR PANEL	1	40204	40204
13	MAGNETIC CATCH	1	47561	47561
14	REAR PLEXIGLASS	1	40203	40203
15	WARMER PAN	1	40108	40108
16	GLIDE	4	47328	47328
17	CRUTCH TIP	4	49123	49123
18	SCREW, 10-24 X 3/4 HXHD	4	41314	41314
19	WIRING GUARD	1	40240	40240
20	HEAT ELEMENT 120V, 50W	1	40031	
	HEAT ELEMENT 230V, 50W			40113
21	BRACKET STRIP HEATER	1	40241	40241
22	LEAD-IN CORD 15A PLUG	1	22038	
	EXPORT POWER SUPPLY CORD			42369
23	STRAIN RELIEF SR-11-2	1	87194	87194




## Cabinet Assembly



Item	Part Description	Qty.	Part Number	
			2206	2206EX
1	HEATED SPOUT	1	87500	87500
2	120V, 12W HEAT ELEMENT	1	38073	
	220V, 18W HEAT ELEMENT			38093
3	TANK COVER	1	38269	38269
4	TOP COVER ASSEMBLY	1	40206	40206
5	SATIN RETAINING EXTRUSION	4	40021	40021
6	FRONT PANEL	1	74157	74157
7	DIVIDER PANEL ASSEMBLY	1	40214	40214
8	SIDE PLEXIGLASS	2	40202	40202
9	125 LEXAN DROP PANEL	1	40200	40200
10	PUMP ASSEMBLY (NEW-RELEASE TBD)	1	38017	38017
	PUMP ASSEMBLY (GOLD MEDAL)		38266	38266
11	CONTROL PANEL	1	74156	74156
12	REAR PANEL	1	40204	40204
13	MAGNETIC CATCH	1	47561	47561
14	REAR PLEXIGLASS	1	40203	40203
15	WARMER PAN	1	40108	40108
16	GLIDE	4	47328	47328
17	CRUTCH TIP	4	49123	49123
18	SCREW, 10-24 X 3/4 HXHD	4	41314	41314
19	WIRING GUARD	1	40240	40240
20	HEAT ELEMENT 120V, 50W	1	40031	
	HEAT ELEMENT 230V, 50W			40113
21	BRACKET STRIP HEATER	1	40241	40241
22	LEAD-IN CORD 15A PLUG	1	22038	
	EXPORT POWER SUPPLY CORD			42369
23	STRAIN RELIEF SR-11-2	1	87194	87194




## Cabinet Assembly



Item	Part Description	Qty.	Part Number	
			2206	2206EX
1	HEATED SPOUT	1	87500	87500
2	120V, 12W HEAT ELEMENT	1	38073	
	220V, 18W HEAT ELEMENT			38093
3	TANK COVER	1	38269	38269
4	TOP COVER ASSEMBLY	1	40206	40206
5	SATIN RETAINING EXTRUSION	4	40021	40021
6	FRONT PANEL	1	74157	74157
7	DIVIDER PANEL ASSEMBLY	1	40214	40214
8	SIDE PLEXIGLASS	2	40202	40202
9	125 LEXAN DROP PANEL	1	40200	40200
10	PUMP ASSEMBLY (NEW-RELEASE TBD)	1	38017	38017
	PUMP ASSEMBLY (GOLD MEDAL)		38266	38266
11	CONTROL PANEL	1	74156	74156
12	REAR PANEL	1	40204	40204
13	MAGNETIC CATCH	1	47561	47561
14	REAR PLEXIGLASS	1	40203	40203
15	WARMER PAN	1	40108	40108
16	GLIDE	4	47328	47328
17	CRUTCH TIP	4	49123	49123
18	SCREW, 10-24 X 3/4 HXHD	4	41314	41314
19	WIRING GUARD	1	40240	40240
20	HEAT ELEMENT 120V, 50W	1	40031	
	HEAT ELEMENT 230V, 50W			40113
21	BRACKET STRIP HEATER	1	40241	40241
22	LEAD-IN CORD 15A PLUG	1	22038	
	EXPORT POWER SUPPLY CORD			42369
23	STRAIN RELIEF SR-11-2	1	87194	87194




## Cabinet Assembly



Item	Part Description	Qty.	Part Number	
			2206	2206EX
1	HEATED SPOUT	1	87500	87500
2	120V, 12W HEAT ELEMENT	1	38073	
	220V, 18W HEAT ELEMENT			38093
3	TANK COVER	1	38269	38269
4	TOP COVER ASSEMBLY	1	40206	40206
5	SATIN RETAINING EXTRUSION	4	40021	40021
6	FRONT PANEL	1	74157	74157
7	DIVIDER PANEL ASSEMBLY	1	40214	40214
8	SIDE PLEXIGLASS	2	40202	40202
9	125 LEXAN DROP PANEL	1	40200	40200
10	PUMP ASSEMBLY (NEW-RELEASE TBD)	1	38017	38017
	PUMP ASSEMBLY (GOLD MEDAL)		38266	38266
11	CONTROL PANEL	1	74156	74156
12	REAR PANEL	1	40204	40204
13	MAGNETIC CATCH	1	47561	47561
14	REAR PLEXIGLASS	1	40203	40203
15	WARMER PAN	1	40108	40108
16	GLIDE	4	47328	47328
17	CRUTCH TIP	4	49123	49123
18	SCREW, 10-24 X 3/4 HXHD	4	41314	41314
19	WIRING GUARD	1	40240	40240
20	HEAT ELEMENT 120V, 50W	1	40031	
	HEAT ELEMENT 230V, 50W			40113
21	BRACKET STRIP HEATER	1	40241	40241
22	LEAD-IN CORD 15A PLUG	1	22038	
	EXPORT POWER SUPPLY CORD			42369
23	STRAIN RELIEF SR-11-2	1	87194	87194




## Cabinet Assembly



Item	Part Description	Qty.	Part Number	
			2206	2206EX
1	HEATED SPOUT	1	87500	87500
2	120V, 12W HEAT ELEMENT	1	38073	
	220V, 18W HEAT ELEMENT			38093
3	TANK COVER	1	38269	38269
4	TOP COVER ASSEMBLY	1	40206	40206
5	SATIN RETAINING EXTRUSION	4	40021	40021
6	FRONT PANEL	1	74157	74157
7	DIVIDER PANEL ASSEMBLY	1	40214	40214
8	SIDE PLEXIGLASS	2	40202	40202
9	125 LEXAN DROP PANEL	1	40200	40200
10	PUMP ASSEMBLY (NEW-RELEASE TBD)	1	38017	38017
	PUMP ASSEMBLY (GOLD MEDAL)		38266	38266
11	CONTROL PANEL	1	74156	74156
12	REAR PANEL	1	40204	40204
13	MAGNETIC CATCH	1	47561	47561
14	REAR PLEXIGLASS	1	40203	40203
15	WARMER PAN	1	40108	40108
16	GLIDE	4	47328	47328
17	CRUTCH TIP	4	49123	49123
18	SCREW, 10-24 X 3/4 HXHD	4	41314	41314
19	WIRING GUARD	1	40240	40240
20	HEAT ELEMENT 120V, 50W	1	40031	
	HEAT ELEMENT 230V, 50W			40113
21	BRACKET STRIP HEATER	1	40241	40241
22	LEAD-IN CORD 15A PLUG	1	22038	
	EXPORT POWER SUPPLY CORD			42369
23	STRAIN RELIEF SR-11-2	1	87194	87194



## Cabinet Assembly




Item	Part Description	Qty.	Part Number	
			2206	2206EX
1	HEATED SPOUT	1	87500	87500
2	120V, 12W HEAT ELEMENT	1	38073	
	220V, 18W HEAT ELEMENT			38093
3	TANK COVER	1	38269	38269
4	TOP COVER ASSEMBLY	1	40206	40206
5	SATIN RETAINING EXTRUSION	4	40021	40021
6	FRONT PANEL	1	74157	74157
7	DIVIDER PANEL ASSEMBLY	1	40214	40214
8	SIDE PLEXIGLASS	2	40202	40202
9	125 LEXAN DROP PANEL	1	40200	40200
10	PUMP ASSEMBLY (NEW-RELEASE TBD)	1	38017	38017
	PUMP ASSEMBLY (GOLD MEDAL)		38266	38266
11	CONTROL PANEL	1	74156	74156
12	REAR PANEL	1	40204	40204
13	MAGNETIC CATCH	1	47561	47561
14	REAR PLEXIGLASS	1	40203	40203
15	WARMER PAN	1	40108	40108
16	GLIDE	4	47328	47328
17	CRUTCH TIP	4	49123	49123
18	SCREW, 10-24 X 3/4 HXHD	4	41314	41314
19	WIRING GUARD	1	40240	40240
20	HEAT ELEMENT 120V, 50W	1	40031	
	HEAT ELEMENT 230V, 50W			40113
21	BRACKET STRIP HEATER	1	40241	40241
22	LEAD-IN CORD 15A PLUG	1	22038	
	EXPORT POWER SUPPLY CORD			42369
23	STRAIN RELIEF SR-11-2	1	87194	87194






## Cabinet Assembly



Item	Part Description	Qty.	Part Number	
			2206	2206EX
1	HEATED SPOUT	1	87500	87500
2	120V, 12W HEAT ELEMENT	1	38073	
	220V, 18W HEAT ELEMENT			38093
3	TANK COVER	1	38269	38269
4	TOP COVER ASSEMBLY	1	40206	40206
5	SATIN RETAINING EXTRUSION	4	40021	40021
6	FRONT PANEL	1	74157	74157
7	DIVIDER PANEL ASSEMBLY	1	40214	40214
8	SIDE PLEXIGLASS	2	40202	40202
9	125 LEXAN DROP PANEL	1	40200	40200
10	PUMP ASSEMBLY (NEW-RELEASE TBD)	1	38017	38017
	PUMP ASSEMBLY (GOLD MEDAL)		38266	38266
11	CONTROL PANEL	1	74156	74156
12	REAR PANEL	1	40204	40204
13	MAGNETIC CATCH	1	47561	47561
14	REAR PLEXIGLASS	1	40203	40203
15	WARMER PAN	1	40108	40108
16	GLIDE	4	47328	47328
17	CRUTCH TIP	4	49123	49123
18	SCREW, 10-24 X 3/4 HXHD	4	41314	41314
19	WIRING GUARD	1	40240	40240
20	HEAT ELEMENT 120V, 50W	1	40031	
	HEAT ELEMENT 230V, 50W			40113
21	BRACKET STRIP HEATER	1	40241	40241
22	LEAD-IN CORD 15A PLUG	1	22038	
	EXPORT POWER SUPPLY CORD			42369
23	STRAIN RELIEF SR-11-2	1	87194	87194




## Cabinet Assembly



Item	Part Description	Qty.	Part Number	
			2206	2206EX
1	HEATED SPOUT	1	87500	87500
2	120V, 12W HEAT ELEMENT	1	38073	
	220V, 18W HEAT ELEMENT			38093
3	TANK COVER	1	38269	38269
4	TOP COVER ASSEMBLY	1	40206	40206
5	SATIN RETAINING EXTRUSION	4	40021	40021
6	FRONT PANEL	1	74157	74157
7	DIVIDER PANEL ASSEMBLY	1	40214	40214
8	SIDE PLEXIGLASS	2	40202	40202
9	125 LEXAN DROP PANEL	1	40200	40200
10	PUMP ASSEMBLY (NEW-RELEASE TBD)	1	38017	38017
	PUMP ASSEMBLY (GOLD MEDAL)		38266	38266
11	CONTROL PANEL	1	74156	74156
12	REAR PANEL	1	40204	40204
13	MAGNETIC CATCH	1	47561	47561
14	REAR PLEXIGLASS	1	40203	40203
15	WARMER PAN	1	40108	40108
16	GLIDE	4	47328	47328
17	CRUTCH TIP	4	49123	49123
18	SCREW, 10-24 X 3/4 HXHD	4	41314	41314
19	WIRING GUARD	1	40240	40240
20	HEAT ELEMENT 120V, 50W	1	40031	
	HEAT ELEMENT 230V, 50W			40113
21	BRACKET STRIP HEATER	1	40241	40241
22	LEAD-IN CORD 15A PLUG	1	22038	
	EXPORT POWER SUPPLY CORD			42369
23	STRAIN RELIEF SR-11-2	1	87194	87194




## Cabinet Assembly



Item	Part Description	Qty.	Part Number	
			2206	2206EX
1	HEATED SPOUT	1	87500	87500
2	120V, 12W HEAT ELEMENT	1	38073	
	220V, 18W HEAT ELEMENT			38093
3	TANK COVER	1	38269	38269
4	TOP COVER ASSEMBLY	1	40206	40206
5	SATIN RETAINING EXTRUSION	4	40021	40021
6	FRONT PANEL	1	74157	74157
7	DIVIDER PANEL ASSEMBLY	1	40214	40214
8	SIDE PLEXIGLASS	2	40202	40202
9	125 LEXAN DROP PANEL	1	40200	40200
10	PUMP ASSEMBLY (NEW-RELEASE TBD)	1	38017	38017
	PUMP ASSEMBLY (GOLD MEDAL)		38266	38266
11	CONTROL PANEL	1	74156	74156
12	REAR PANEL	1	40204	40204
13	MAGNETIC CATCH	1	47561	47561
14	REAR PLEXIGLASS	1	40203	40203
15	WARMER PAN	1	40108	40108
16	GLIDE	4	47328	47328
17	CRUTCH TIP	4	49123	49123
18	SCREW, 10-24 X 3/4 HXHD	4	41314	41314
19	WIRING GUARD	1	40240	40240
20	HEAT ELEMENT 120V, 50W	1	40031	
	HEAT ELEMENT 230V, 50W			40113
21	BRACKET STRIP HEATER	1	40241	40241
22	LEAD-IN CORD 15A PLUG	1	22038	
	EXPORT POWER SUPPLY CORD			42369
23	STRAIN RELIEF SR-11-2	1	87194	87194




## Cabinet Assembly



Item	Part Description	Qty.	Part Number	
			2206	2206EX
1	HEATED SPOUT	1	87500	87500
2	120V, 12W HEAT ELEMENT	1	38073	
	220V, 18W HEAT ELEMENT			38093
3	TANK COVER	1	38269	38269
4	TOP COVER ASSEMBLY	1	40206	40206
5	SATIN RETAINING EXTRUSION	4	40021	40021
6	FRONT PANEL	1	74157	74157
7	DIVIDER PANEL ASSEMBLY	1	40214	40214
8	SIDE PLEXIGLASS	2	40202	40202
9	125 LEXAN DROP PANEL	1	40200	40200
10	PUMP ASSEMBLY (NEW-RELEASE TBD)	1	38017	38017
	PUMP ASSEMBLY (GOLD MEDAL)		38266	38266
11	CONTROL PANEL	1	74156	74156
12	REAR PANEL	1	40204	40204
13	MAGNETIC CATCH	1	47561	47561
14	REAR PLEXIGLASS	1	40203	40203
15	WARMER PAN	1	40108	40108
16	GLIDE	4	47328	47328
17	CRUTCH TIP	4	49123	49123
18	SCREW, 10-24 X 3/4 HXHD	4	41314	41314
19	WIRING GUARD	1	40240	40240
20	HEAT ELEMENT 120V, 50W	1	40031	
	HEAT ELEMENT 230V, 50W			40113
21	BRACKET STRIP HEATER	1	40241	40241
22	LEAD-IN CORD 15A PLUG	1	22038	
	EXPORT POWER SUPPLY CORD			42369
23	STRAIN RELIEF SR-11-2	1	87194	87194




## Cabinet Assembly



Item	Part Description	Qty.	Part Number	
			2206	2206EX
1	HEATED SPOUT	1	87500	87500
2	120V, 12W HEAT ELEMENT	1	38073	
	220V, 18W HEAT ELEMENT			38093
3	TANK COVER	1	38269	38269
4	TOP COVER ASSEMBLY	1	40206	40206
5	SATIN RETAINING EXTRUSION	4	40021	40021
6	FRONT PANEL	1	74157	74157
7	DIVIDER PANEL ASSEMBLY	1	40214	40214
8	SIDE PLEXIGLASS	2	40202	40202
9	125 LEXAN DROP PANEL	1	40200	40200
10	PUMP ASSEMBLY (NEW-RELEASE TBD)	1	38017	38017
	PUMP ASSEMBLY (GOLD MEDAL)		38266	38266
11	CONTROL PANEL	1	74156	74156
12	REAR PANEL	1	40204	40204
13	MAGNETIC CATCH	1	47561	47561
14	REAR PLEXIGLASS	1	40203	40203
15	WARMER PAN	1	40108	40108
16	GLIDE	4	47328	47328
17	CRUTCH TIP	4	49123	49123
18	SCREW, 10-24 X 3/4 HXHD	4	41314	41314
19	WIRING GUARD	1	40240	40240
20	HEAT ELEMENT 120V, 50W	1	40031	
	HEAT ELEMENT 230V, 50W			40113
21	BRACKET STRIP HEATER	1	40241	40241
22	LEAD-IN CORD 15A PLUG	1	22038	
	EXPORT POWER SUPPLY CORD			42369
23	STRAIN RELIEF SR-11-2	1	87194	87194




## Cabinet Assembly



Item	Part Description	Qty.	Part Number	
			2206	2206EX
1	HEATED SPOUT	1	87500	87500
2	120V, 12W HEAT ELEMENT	1	38073	
	220V, 18W HEAT ELEMENT			38093
3	TANK COVER	1	38269	38269
4	TOP COVER ASSEMBLY	1	40206	40206
5	SATIN RETAINING EXTRUSION	4	40021	40021
6	FRONT PANEL	1	74157	74157
7	DIVIDER PANEL ASSEMBLY	1	40214	40214
8	SIDE PLEXIGLASS	2	40202	40202
9	125 LEXAN DROP PANEL	1	40200	40200
10	PUMP ASSEMBLY (NEW-RELEASE TBD)	1	38017	38017
	PUMP ASSEMBLY (GOLD MEDAL)		38266	38266
11	CONTROL PANEL	1	74156	74156
12	REAR PANEL	1	40204	40204
13	MAGNETIC CATCH	1	47561	47561
14	REAR PLEXIGLASS	1	40203	40203
15	WARMER PAN	1	40108	40108
16	GLIDE	4	47328	47328
17	CRUTCH TIP	4	49123	49123
18	SCREW, 10-24 X 3/4 HXHD	4	41314	41314
19	WIRING GUARD	1	40240	40240
20	HEAT ELEMENT 120V, 50W	1	40031	
	HEAT ELEMENT 230V, 50W			40113
21	BRACKET STRIP HEATER	1	40241	40241
22	LEAD-IN CORD 15A PLUG	1	22038	
	EXPORT POWER SUPPLY CORD			42369
23	STRAIN RELIEF SR-11-2	1	87194	87194




## Cabinet Assembly



Item	Part Description	Qty.	Part Number	
			2206	2206EX
1	HEATED SPOUT	1	87500	87500
2	120V, 12W HEAT ELEMENT	1	38073	
	220V, 18W HEAT ELEMENT			38093
3	TANK COVER	1	38269	38269
4	TOP COVER ASSEMBLY	1	40206	40206
5	SATIN RETAINING EXTRUSION	4	40021	40021
6	FRONT PANEL	1	74157	74157
7	DIVIDER PANEL ASSEMBLY	1	40214	40214
8	SIDE PLEXIGLASS	2	40202	40202
9	125 LEXAN DROP PANEL	1	40200	40200
10	PUMP ASSEMBLY (NEW-RELEASE TBD)	1	38017	38017
	PUMP ASSEMBLY (GOLD MEDAL)		38266	38266
11	CONTROL PANEL	1	74156	74156
12	REAR PANEL	1	40204	40204
13	MAGNETIC CATCH	1	47561	47561
14	REAR PLEXIGLASS	1	40203	40203
15	WARMER PAN	1	40108	40108
16	GLIDE	4	47328	47328
17	CRUTCH TIP	4	49123	49123
18	SCREW, 10-24 X 3/4 HXHD	4	41314	41314
19	WIRING GUARD	1	40240	40240
20	HEAT ELEMENT 120V, 50W	1	40031	
	HEAT ELEMENT 230V, 50W			40113
21	BRACKET STRIP HEATER	1	40241	40241
22	LEAD-IN CORD 15A PLUG	1	22038	
	EXPORT POWER SUPPLY CORD			42369
23	STRAIN RELIEF SR-11-2	1	87194	87194



## Cabinet Assembly




Item	Part Description	Qty.	Part Number	
			2206	2206EX
1	HEATED SPOUT	1	87500	87500
2	120V, 12W HEAT ELEMENT	1	38073	
	220V, 18W HEAT ELEMENT			38093
3	TANK COVER	1	38269	38269
4	TOP COVER ASSEMBLY	1	40206	40206
5	SATIN RETAINING EXTRUSION	4	40021	40021
6	FRONT PANEL	1	74157	74157
7	DIVIDER PANEL ASSEMBLY	1	40214	40214
8	SIDE PLEXIGLASS	2	40202	40202
9	125 LEXAN DROP PANEL	1	40200	40200
10	PUMP ASSEMBLY (NEW-RELEASE TBD)	1	38017	38017
	PUMP ASSEMBLY (GOLD MEDAL)		38266	38266
11	CONTROL PANEL	1	74156	74156
12	REAR PANEL	1	40204	40204
13	MAGNETIC CATCH	1	47561	47561
14	REAR PLEXIGLASS	1	40203	40203
15	WARMER PAN	1	40108	40108
16	GLIDE	4	47328	47328
17	CRUTCH TIP	4	49123	49123
18	SCREW, 10-24 X 3/4 HXHD	4	41314	41314
19	WIRING GUARD	1	40240	40240
20	HEAT ELEMENT 120V, 50W	1	40031	
	HEAT ELEMENT 230V, 50W			40113
21	BRACKET STRIP HEATER	1	40241	40241
22	LEAD-IN CORD 15A PLUG	1	22038	
	EXPORT POWER SUPPLY CORD			42369
23	STRAIN RELIEF SR-11-2	1	87194	87194






## Cabinet Assembly



Item	Part Description	Qty.	Part Number	
			2206	2206EX
1	HEATED SPOUT	1	87500	87500
2	120V, 12W HEAT ELEMENT	1	38073	
	220V, 18W HEAT ELEMENT			38093
3	TANK COVER	1	38269	38269
4	TOP COVER ASSEMBLY	1	40206	40206
5	SATIN RETAINING EXTRUSION	4	40021	40021
6	FRONT PANEL	1	74157	74157
7	DIVIDER PANEL ASSEMBLY	1	40214	40214
8	SIDE PLEXIGLASS	2	40202	40202
9	125 LEXAN DROP PANEL	1	40200	40200
10	PUMP ASSEMBLY (NEW-RELEASE TBD)	1	38017	38017
	PUMP ASSEMBLY (GOLD MEDAL)		38266	38266
11	CONTROL PANEL	1	74156	74156
12	REAR PANEL	1	40204	40204
13	MAGNETIC CATCH	1	47561	47561
14	REAR PLEXIGLASS	1	40203	40203
15	WARMER PAN	1	40108	40108
16	GLIDE	4	47328	47328
17	CRUTCH TIP	4	49123	49123
18	SCREW, 10-24 X 3/4 HXHD	4	41314	41314
19	WIRING GUARD	1	40240	40240
20	HEAT ELEMENT 120V, 50W	1	40031	
	HEAT ELEMENT 230V, 50W			40113
21	BRACKET STRIP HEATER	1	40241	40241
22	LEAD-IN CORD 15A PLUG	1	22038	
	EXPORT POWER SUPPLY CORD			42369
23	STRAIN RELIEF SR-11-2	1	87194	87194



## Cabinet Assembly



Item	Part Description	Qty.	Part Number	
			2206	2206EX
1	HEATED SPOUT	1	87500	87500
2	120V, 12W HEAT ELEMENT	1	38073	
	220V, 18W HEAT ELEMENT			38093
3	TANK COVER	1	38269	38269
4	TOP COVER ASSEMBLY	1	40206	40206
5	SATIN RETAINING EXTRUSION	4	40021	40021
6	FRONT PANEL	1	74157	74157
7	DIVIDER PANEL ASSEMBLY	1	40214	40214
8	SIDE PLEXIGLASS	2	40202	40202
9	125 LEXAN DROP PANEL	1	40200	40200
10	PUMP ASSEMBLY (NEW-RELEASE TBD)	1	38017	38017
	PUMP ASSEMBLY (GOLD MEDAL)		38266	38266
11	CONTROL PANEL	1	74156	74156
12	REAR PANEL	1	40204	40204
13	MAGNETIC CATCH	1	47561	47561
14	REAR PLEXIGLASS	1	40203	40203
15	WARMER PAN	1	40108	40108
16	GLIDE	4	47328	47328
17	CRUTCH TIP	4	49123	49123
18	SCREW, 10-24 X 3/4 HXHD	4	41314	41314
19	WIRING GUARD	1	40240	40240
20	HEAT ELEMENT 120V, 50W	1	40031	
	HEAT ELEMENT 230V, 50W			40113
21	BRACKET STRIP HEATER	1	40241	40241
22	LEAD-IN CORD 15A PLUG	1	22038	
	EXPORT POWER SUPPLY CORD			42369
23	STRAIN RELIEF SR-11-2	1	87194	87194



Item	Part Description	Qty.	Part Number	
			2206	2206EX
1	TANK WELDED ASSEMBLY	1	38559	38559
2	120V 300W HEAT ELEMENT	1	38279	
	240V, 300W ELEMENT			38208
3	210°F THERMOSTAT	1	38227	38227
4	THERMOSTAT BRACKET ASSEMBLY	1	38281	38281
5	EXTENSION SHAFT	1	38523	38523
<b>Accessories (Not Shown)</b>				
	BOWL PLATFORM	1	38120	38120
	TUBE BRUSH	1	38299	38299
	.75 Oz. REDUCING COLLAR	1	38304	38304
	.50 O.Z. REDUCING COLLAR	1	38305	38305

## Pump Assembly



Item	Part Description	Qty.	Part Number	
			2206	2206EX
1	TANK WELDED ASSEMBLY	1	38559	38559
2	120V 300W HEAT ELEMENT	1	38279	
	240V, 300W ELEMENT			38208
3	210°F THERMOSTAT	1	38227	38227
4	THERMOSTAT BRACKET ASSEMBLY	1	38281	38281
5	EXTENSION SHAFT	1	38523	38523
<b>Accessories (Not Shown)</b>				
	BOWL PLATFORM	1	38120	38120
	TUBE BRUSH	1	38299	38299
	.75 Oz. REDUCING COLLAR	1	38304	38304
	.50 O.Z. REDUCING COLLAR	1	38305	38305

## Pump Assembly



Item	Part Description	Qty.	Part Number	
			2206	2206EX
1	TANK WELDED ASSEMBLY	1	38559	38559
2	120V 300W HEAT ELEMENT	1	38279	
	240V, 300W ELEMENT			38208
3	210°F THERMOSTAT	1	38227	38227
4	THERMOSTAT BRACKET ASSEMBLY	1	38281	38281
5	EXTENSION SHAFT	1	38523	38523
<b>Accessories (Not Shown)</b>				
	BOWL PLATFORM	1	38120	38120
	TUBE BRUSH	1	38299	38299
	.75 Oz. REDUCING COLLAR	1	38304	38304
	.50 O.Z. REDUCING COLLAR	1	38305	38305

## Pump Assembly



Item	Part Description	Qty.	Part Number	
			2206	2206EX
1	TANK WELDED ASSEMBLY	1	38559	38559
2	120V 300W HEAT ELEMENT	1	38279	
	240V, 300W ELEMENT			38208
3	210°F THERMOSTAT	1	38227	38227
4	THERMOSTAT BRACKET ASSEMBLY	1	38281	38281
5	EXTENSION SHAFT	1	38523	38523
<b>Accessories (Not Shown)</b>				
	BOWL PLATFORM	1	38120	38120
	TUBE BRUSH	1	38299	38299
	.75 Oz. REDUCING COLLAR	1	38304	38304
	.50 O.Z. REDUCING COLLAR	1	38305	38305

## Pump Assembly



Item	Part Description	Qty.	Part Number	
			2206	2206EX
1	TANK WELDED ASSEMBLY	1	38559	38559
2	120V 300W HEAT ELEMENT	1	38279	
	240V, 300W ELEMENT			38208
3	210°F THERMOSTAT	1	38227	38227
4	THERMOSTAT BRACKET ASSEMBLY	1	38281	38281
5	EXTENSION SHAFT	1	38523	38523
<b>Accessories (Not Shown)</b>				
	BOWL PLATFORM	1	38120	38120
	TUBE BRUSH	1	38299	38299
	.75 Oz. REDUCING COLLAR	1	38304	38304
	.50 O.Z. REDUCING COLLAR	1	38305	38305

## Pump Assembly



Item	Part Description	Qty.	Part Number	
			2206	2206EX
1	TANK WELDED ASSEMBLY	1	38559	38559
2	120V 300W HEAT ELEMENT	1	38279	
	240V, 300W ELEMENT			38208
3	210°F THERMOSTAT	1	38227	38227
4	THERMOSTAT BRACKET ASSEMBLY	1	38281	38281
5	EXTENSION SHAFT	1	38523	38523
<b>Accessories (Not Shown)</b>				
	BOWL PLATFORM	1	38120	38120
	TUBE BRUSH	1	38299	38299
	.75 Oz. REDUCING COLLAR	1	38304	38304
	.50 O.Z. REDUCING COLLAR	1	38305	38305

## Pump Assembly





Item	Part Description	Qty.	Part Number	
			2206	2206EX
1	TANK WELDED ASSEMBLY	1	38559	38559
2	120V 300W HEAT ELEMENT	1	38279	
	240V, 300W ELEMENT			38208
3	210°F THERMOSTAT	1	38227	38227
4	THERMOSTAT BRACKET ASSEMBLY	1	38281	38281
5	EXTENSION SHAFT	1	38523	38523
<b>Accessories (Not Shown)</b>				
	BOWL PLATFORM	1	38120	38120
	TUBE BRUSH	1	38299	38299
	.75 Oz. REDUCING COLLAR	1	38304	38304
	.50 O.Z. REDUCING COLLAR	1	38305	38305

## Pump Assembly



Item	Part Description	Qty.	Part Number	
			2206	2206EX
1	TANK WELDED ASSEMBLY	1	38559	38559
2	120V 300W HEAT ELEMENT	1	38279	
	240V, 300W ELEMENT			38208
3	210°F THERMOSTAT	1	38227	38227
4	THERMOSTAT BRACKET ASSEMBLY	1	38281	38281
5	EXTENSION SHAFT	1	38523	38523
<b>Accessories (Not Shown)</b>				
	BOWL PLATFORM	1	38120	38120
	TUBE BRUSH	1	38299	38299
	.75 Oz. REDUCING COLLAR	1	38304	38304
	.50 O.Z. REDUCING COLLAR	1	38305	38305

## Pump Assembly



Item	Part Description	Qty.	Part Number	
			2206	2206EX
1	TANK WELDED ASSEMBLY	1	38559	38559
2	120V 300W HEAT ELEMENT	1	38279	
	240V, 300W ELEMENT			38208
3	210°F THERMOSTAT	1	38227	38227
4	THERMOSTAT BRACKET ASSEMBLY	1	38281	38281
5	EXTENSION SHAFT	1	38523	38523
<b>Accessories (Not Shown)</b>				
	BOWL PLATFORM	1	38120	38120
	TUBE BRUSH	1	38299	38299
	.75 Oz. REDUCING COLLAR	1	38304	38304
	.50 O.Z. REDUCING COLLAR	1	38305	38305

## Pump Assembly



Item	Part Description	Qty.	Part Number	
			2206	2206EX
1	TANK WELDED ASSEMBLY	1	38559	38559
2	120V 300W HEAT ELEMENT	1	38279	
	240V, 300W ELEMENT			38208
3	210°F THERMOSTAT	1	38227	38227
4	THERMOSTAT BRACKET ASSEMBLY	1	38281	38281
5	EXTENSION SHAFT	1	38523	38523
<b>Accessories (Not Shown)</b>				
	BOWL PLATFORM	1	38120	38120
	TUBE BRUSH	1	38299	38299
	.75 Oz. REDUCING COLLAR	1	38304	38304
	.50 O.Z. REDUCING COLLAR	1	38305	38305

## Pump Assembly



Item	Part Description	Qty.	Part Number	
			2206	2206EX
1	TANK WELDED ASSEMBLY	1	38559	38559
2	120V 300W HEAT ELEMENT	1	38279	
	240V, 300W ELEMENT			38208
3	210°F THERMOSTAT	1	38227	38227
4	THERMOSTAT BRACKET ASSEMBLY	1	38281	38281
5	EXTENSION SHAFT	1	38523	38523
<b>Accessories (Not Shown)</b>				
	BOWL PLATFORM	1	38120	38120
	TUBE BRUSH	1	38299	38299
	.75 Oz. REDUCING COLLAR	1	38304	38304
	.50 O.Z. REDUCING COLLAR	1	38305	38305

## Pump Assembly



Item	Part Description	Qty.	Part Number	
			2206	2206EX
1	TANK WELDED ASSEMBLY	1	38559	38559
2	120V 300W HEAT ELEMENT	1	38279	
	240V, 300W ELEMENT			38208
3	210°F THERMOSTAT	1	38227	38227
4	THERMOSTAT BRACKET ASSEMBLY	1	38281	38281
5	EXTENSION SHAFT	1	38523	38523
<b>Accessories (Not Shown)</b>				
	BOWL PLATFORM	1	38120	38120
	TUBE BRUSH	1	38299	38299
	.75 Oz. REDUCING COLLAR	1	38304	38304
	.50 O.Z. REDUCING COLLAR	1	38305	38305

## Pump Assembly



Item	Part Description	Qty.	Part Number	
			2206	2206EX
1	TANK WELDED ASSEMBLY	1	38559	38559
2	120V 300W HEAT ELEMENT	1	38279	
	240V, 300W ELEMENT			38208
3	210°F THERMOSTAT	1	38227	38227
4	THERMOSTAT BRACKET ASSEMBLY	1	38281	38281
5	EXTENSION SHAFT	1	38523	38523
<b>Accessories (Not Shown)</b>				
	BOWL PLATFORM	1	38120	38120
	TUBE BRUSH	1	38299	38299
	.75 Oz. REDUCING COLLAR	1	38304	38304
	.50 O.Z. REDUCING COLLAR	1	38305	38305

## Pump Assembly



Item	Part Description	Qty.	Part Number	
			2206	2206EX
1	TANK WELDED ASSEMBLY	1	38559	38559
2	120V 300W HEAT ELEMENT	1	38279	
	240V, 300W ELEMENT			38208
3	210°F THERMOSTAT	1	38227	38227
4	THERMOSTAT BRACKET ASSEMBLY	1	38281	38281
5	EXTENSION SHAFT	1	38523	38523
<b>Accessories (Not Shown)</b>				
	BOWL PLATFORM	1	38120	38120
	TUBE BRUSH	1	38299	38299
	.75 Oz. REDUCING COLLAR	1	38304	38304
	.50 O.Z. REDUCING COLLAR	1	38305	38305

## Pump Assembly





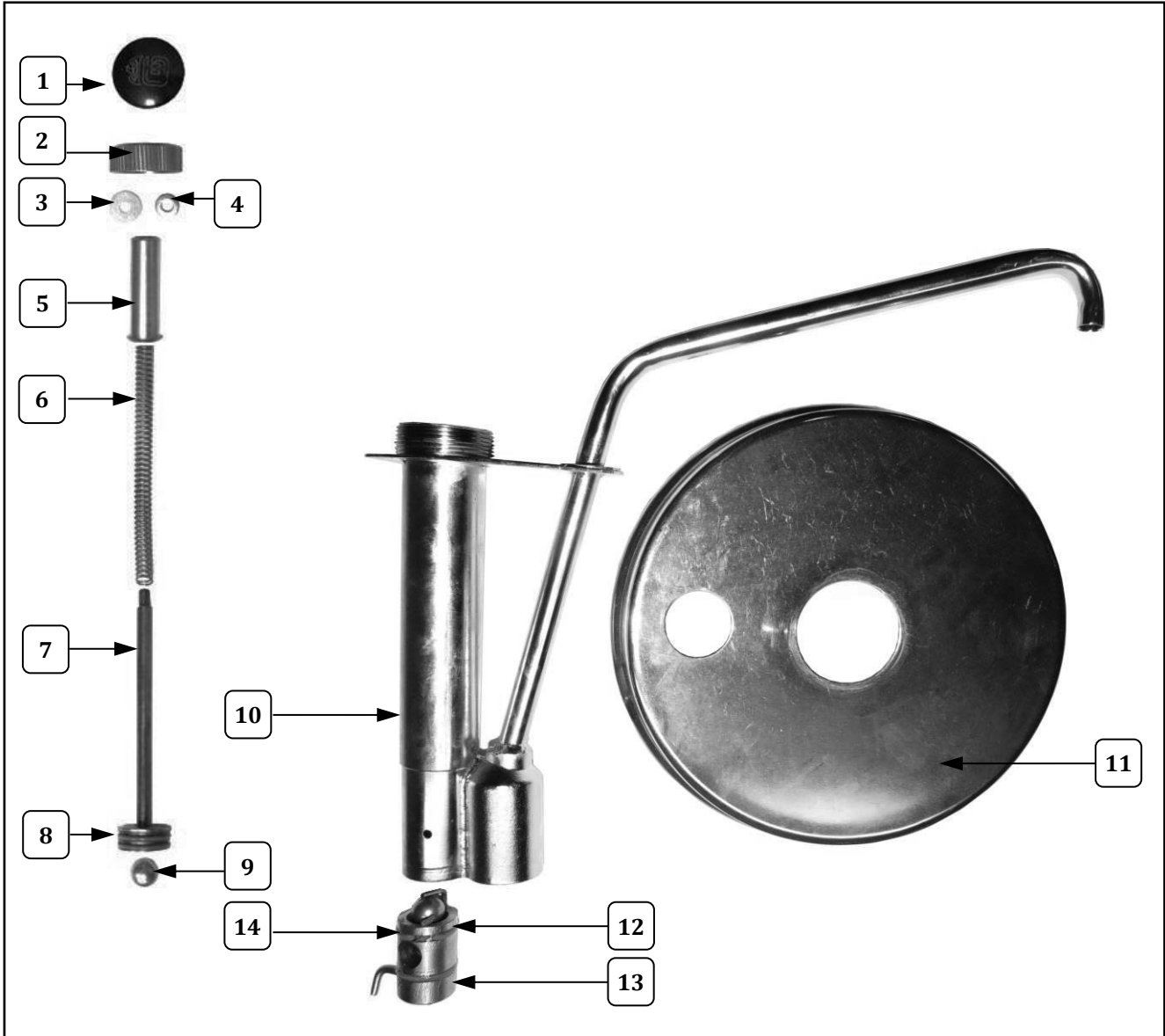
Item	Part Description	Qty.	Part Number	
			2206	2206EX
1	TANK WELDED ASSEMBLY	1	38559	38559
2	120V 300W HEAT ELEMENT	1	38279	
	240V, 300W ELEMENT			38208
3	210°F THERMOSTAT	1	38227	38227
4	THERMOSTAT BRACKET ASSEMBLY	1	38281	38281
5	EXTENSION SHAFT	1	38523	38523
<b>Accessories (Not Shown)</b>				
	BOWL PLATFORM	1	38120	38120
	TUBE BRUSH	1	38299	38299
	.75 Oz. REDUCING COLLAR	1	38304	38304
	.50 O.Z. REDUCING COLLAR	1	38305	38305

## Pump Assembly

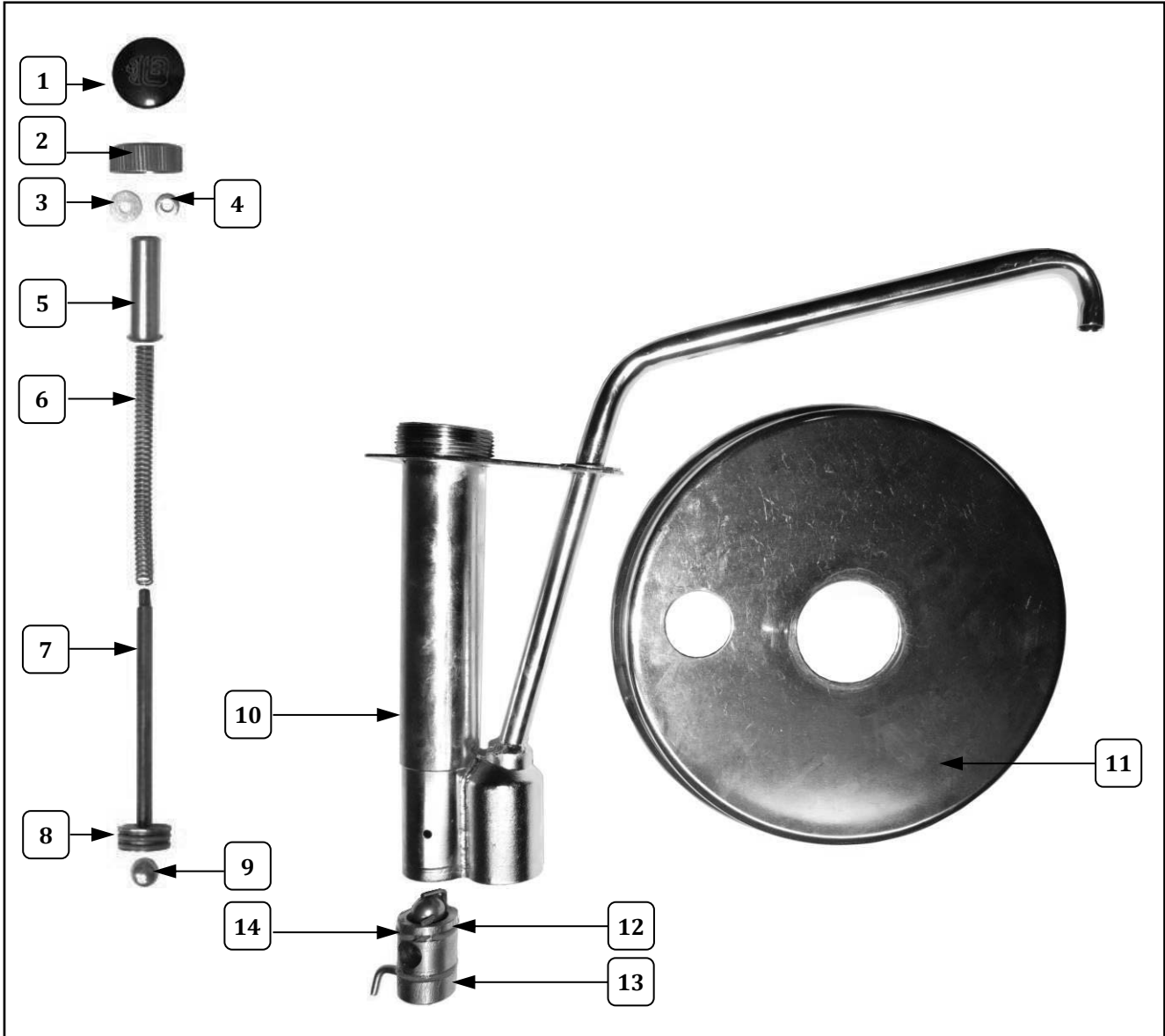


Item	Part Description	Qty.	Part Number	
			2206	2206EX
1	TANK WELDED ASSEMBLY	1	38559	38559
2	120V 300W HEAT ELEMENT	1	38279	
	240V, 300W ELEMENT			38208
3	210°F THERMOSTAT	1	38227	38227
4	THERMOSTAT BRACKET ASSEMBLY	1	38281	38281
5	EXTENSION SHAFT	1	38523	38523
<b>Accessories (Not Shown)</b>				
	BOWL PLATFORM	1	38120	38120
	TUBE BRUSH	1	38299	38299
	.75 Oz. REDUCING COLLAR	1	38304	38304
	.50 O.Z. REDUCING COLLAR	1	38305	38305

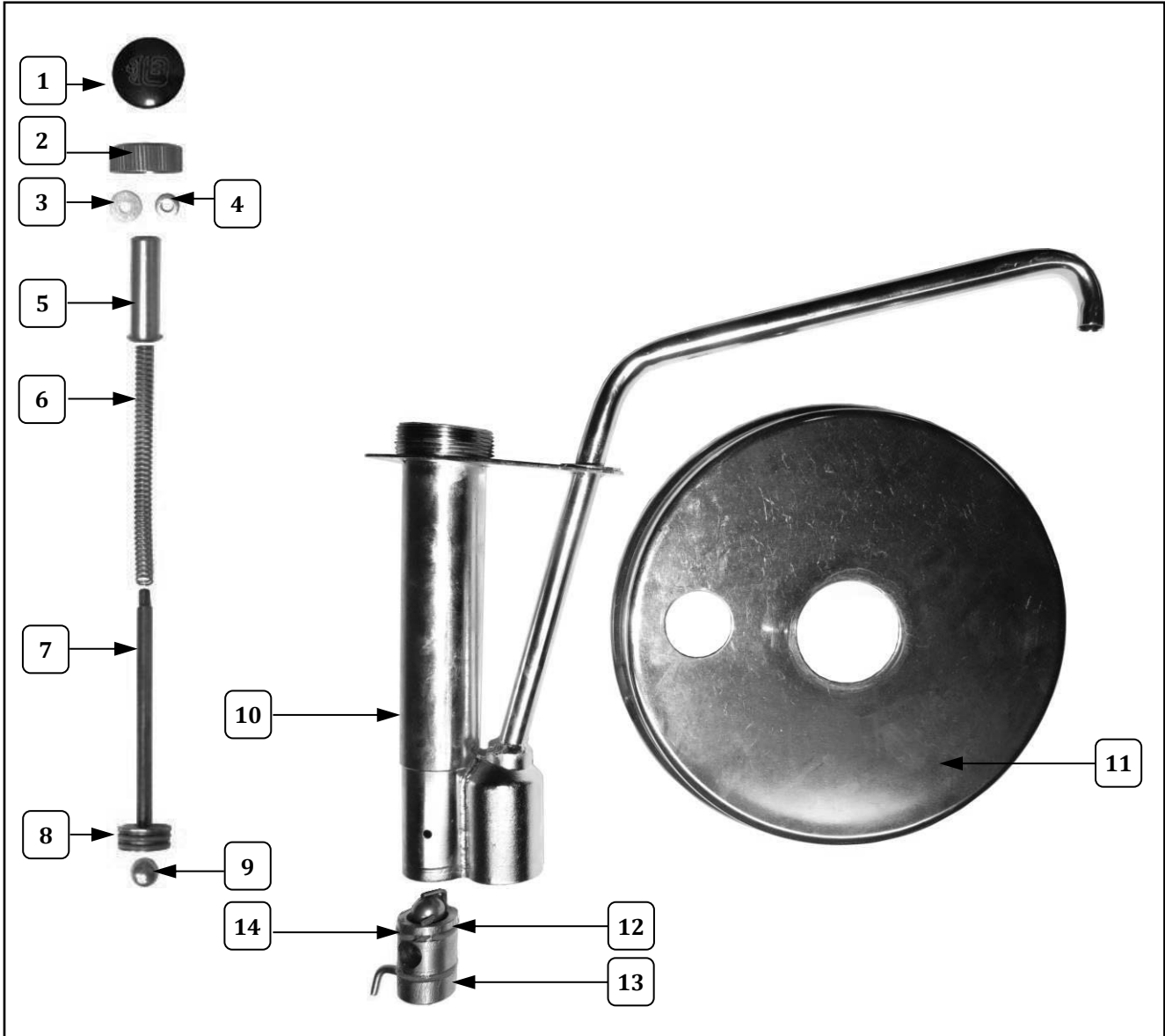
## Pump Assembly



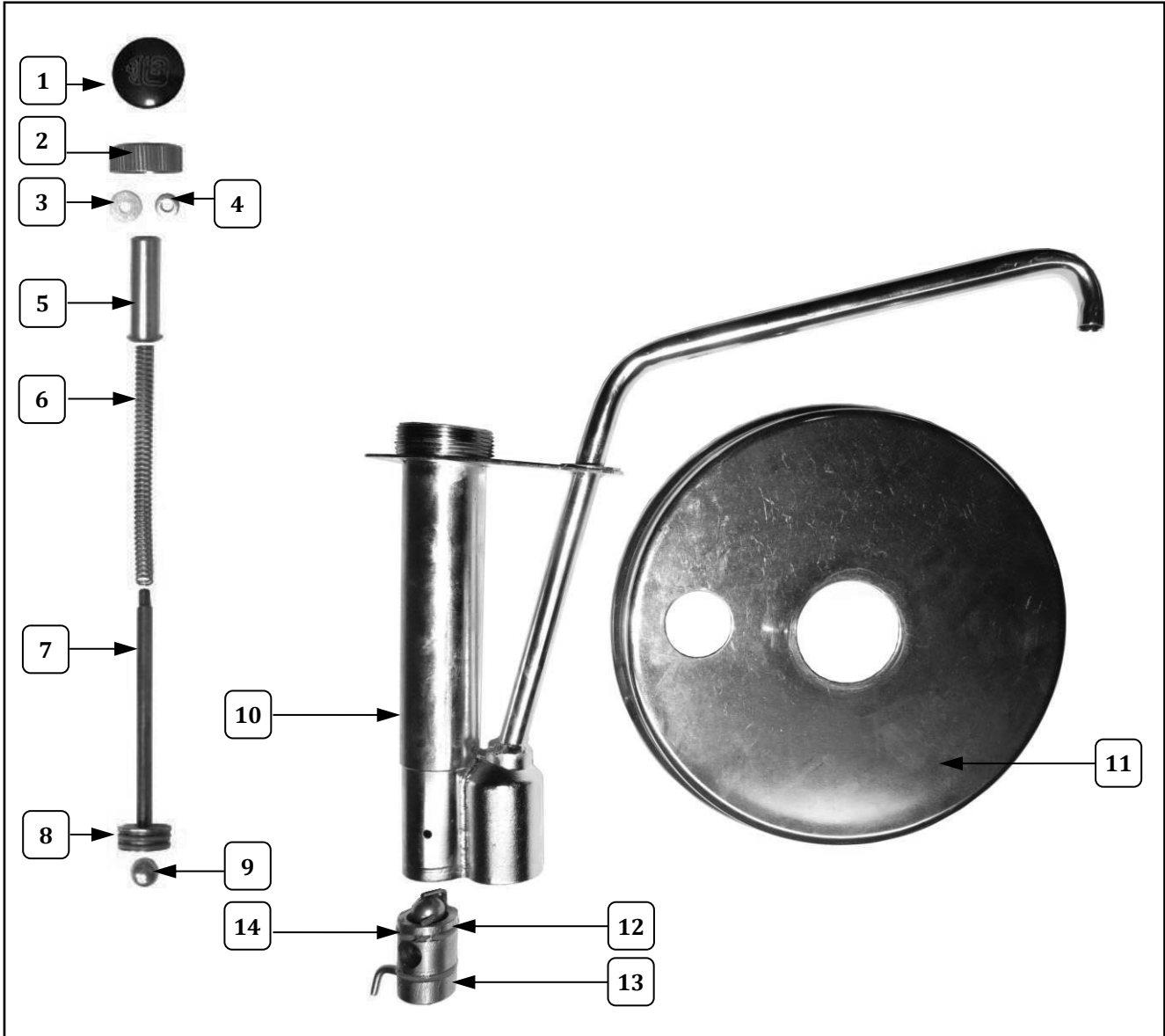
Item	Part Description	Qty.	Part Number
			Pump Model 38266
1	KNOB	1	38262
2	RETAINER CUP	1	38265
3	KNOB FILLER WASHER	1	38280
4	FLAT WASHER 1/4 STAINLESS	1	87261
5	PLUNGER RETAINER	1	38238
6	SHORT PLUNGER SPRING	1	37146
7	PLUNGER ASSEMBLY SHORT	1	38599
8	PISTON PLUNGER O-RING	2	82765
9	CHECK BALL	1	38250
10	PUMP WELD ASSEMBLY	1	38237
11	TANK COVER	1	38269
12	PLUG O-RING	2	82766
13	PLUG ASSEMBLY	1	38601
14	CHECK BALL	1	38606



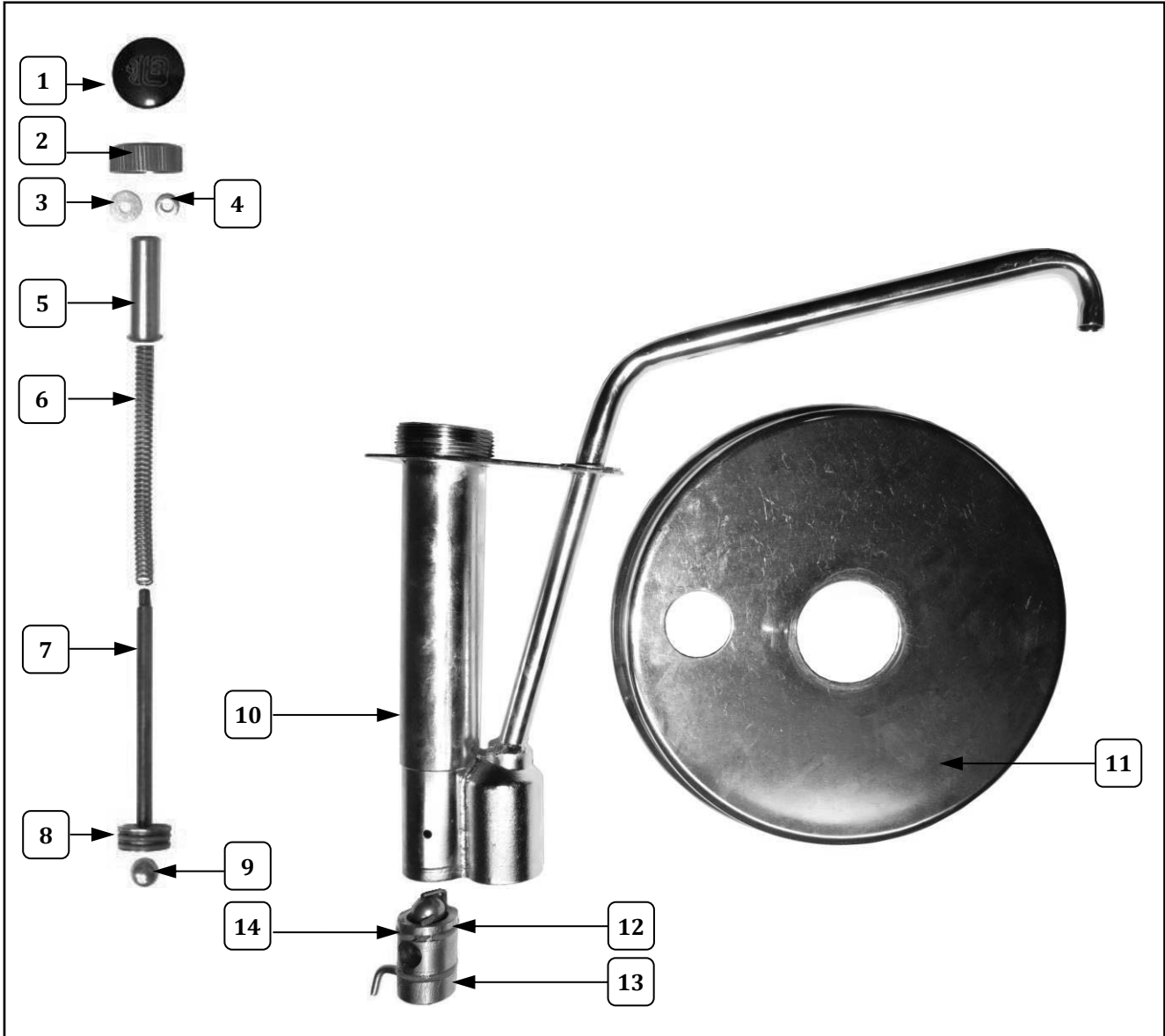
Item	Part Description	Qty.	Part Number
			Pump Model 38266
1	KNOB	1	38262
2	RETAINER CUP	1	38265
3	KNOB FILLER WASHER	1	38280
4	FLAT WASHER 1/4 STAINLESS	1	87261
5	PLUNGER RETAINER	1	38238
6	SHORT PLUNGER SPRING	1	37146
7	PLUNGER ASSEMBLY SHORT	1	38599
8	PISTON PLUNGER O-RING	2	82765
9	CHECK BALL	1	38250
10	PUMP WELD ASSEMBLY	1	38237
11	TANK COVER	1	38269
12	PLUG O-RING	2	82766
13	PLUG ASSEMBLY	1	38601
14	CHECK BALL	1	38606



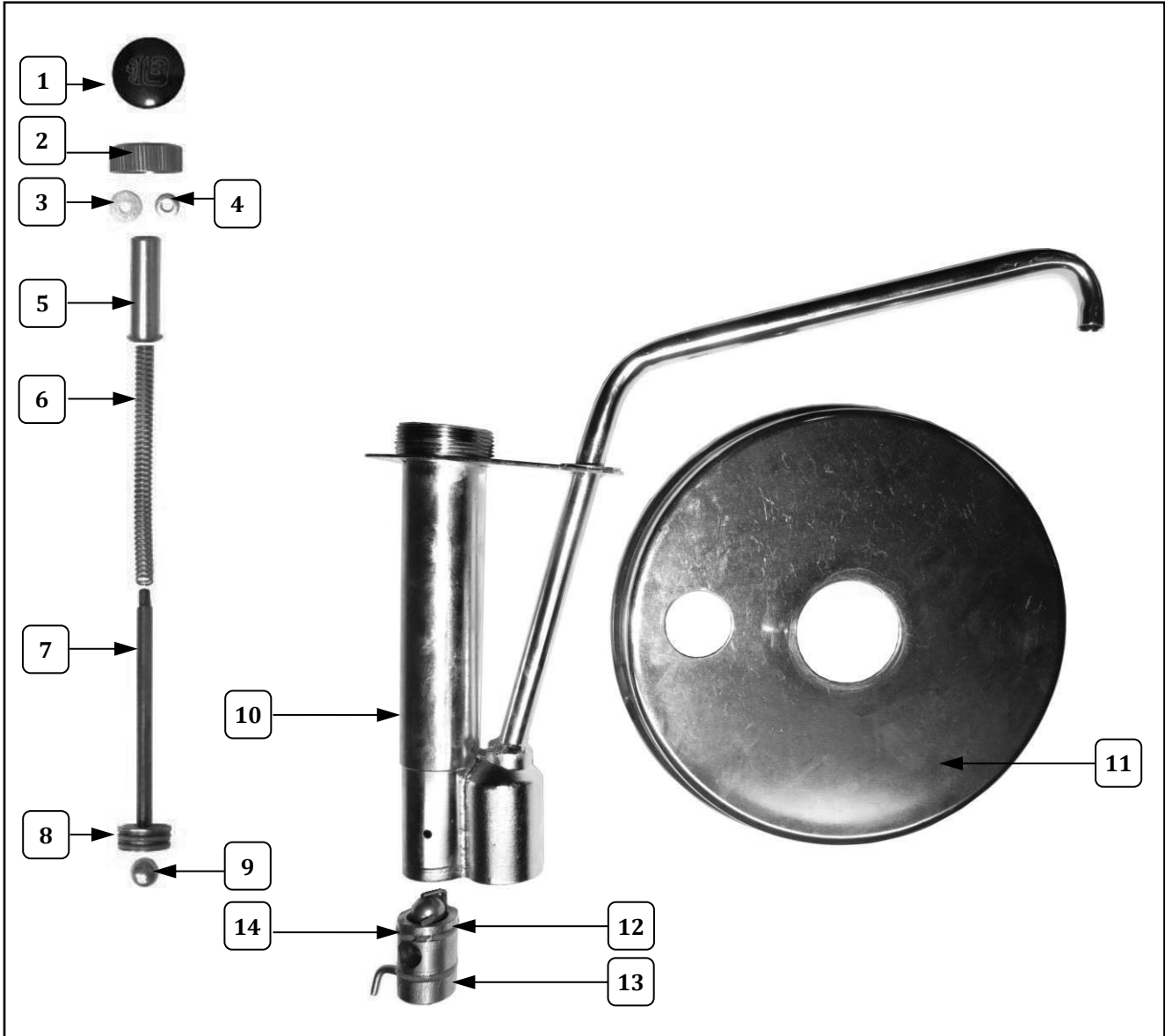
Item	Part Description	Qty.	Part Number
			Pump Model 38266
1	KNOB	1	38262
2	RETAINER CUP	1	38265
3	KNOB FILLER WASHER	1	38280
4	FLAT WASHER 1/4 STAINLESS	1	87261
5	PLUNGER RETAINER	1	38238
6	SHORT PLUNGER SPRING	1	37146
7	PLUNGER ASSEMBLY SHORT	1	38599
8	PISTON PLUNGER O-RING	2	82765
9	CHECK BALL	1	38250
10	PUMP WELD ASSEMBLY	1	38237
11	TANK COVER	1	38269
12	PLUG O-RING	2	82766
13	PLUG ASSEMBLY	1	38601
14	CHECK BALL	1	38606



Item	Part Description	Qty.	Part Number
			Pump Model 38266
1	KNOB	1	38262
2	RETAINER CUP	1	38265
3	KNOB FILLER WASHER	1	38280
4	FLAT WASHER 1/4 STAINLESS	1	87261
5	PLUNGER RETAINER	1	38238
6	SHORT PLUNGER SPRING	1	37146
7	PLUNGER ASSEMBLY SHORT	1	38599
8	PISTON PLUNGER O-RING	2	82765
9	CHECK BALL	1	38250
10	PUMP WELD ASSEMBLY	1	38237
11	TANK COVER	1	38269
12	PLUG O-RING	2	82766
13	PLUG ASSEMBLY	1	38601
14	CHECK BALL	1	38606

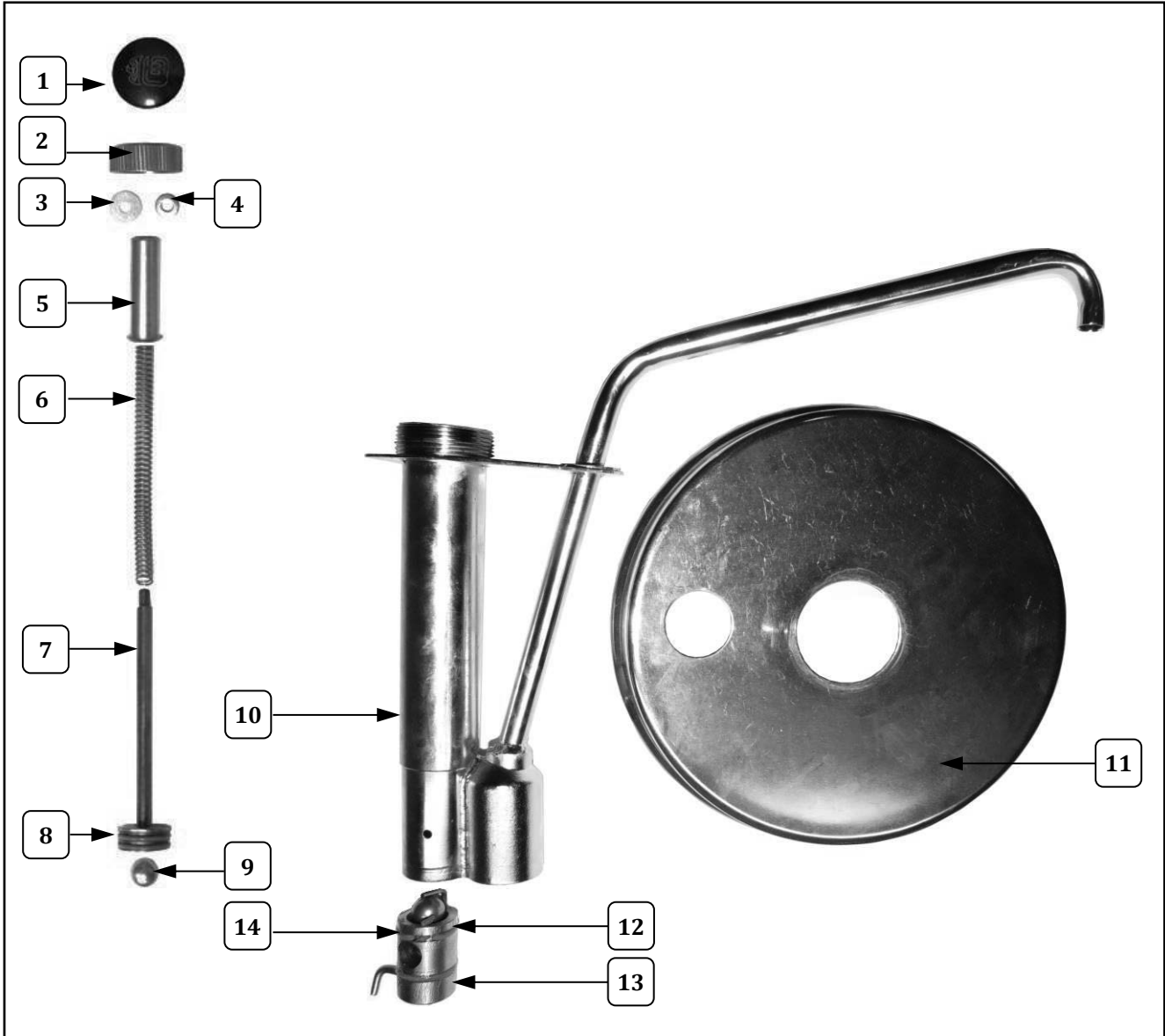


Item	Part Description	Qty.	Part Number
			Pump Model 38266
1	KNOB	1	38262
2	RETAINER CUP	1	38265
3	KNOB FILLER WASHER	1	38280
4	FLAT WASHER 1/4 STAINLESS	1	87261
5	PLUNGER RETAINER	1	38238
6	SHORT PLUNGER SPRING	1	37146
7	PLUNGER ASSEMBLY SHORT	1	38599
8	PISTON PLUNGER O-RING	2	82765
9	CHECK BALL	1	38250
10	PUMP WELD ASSEMBLY	1	38237
11	TANK COVER	1	38269
12	PLUG O-RING	2	82766
13	PLUG ASSEMBLY	1	38601
14	CHECK BALL	1	38606

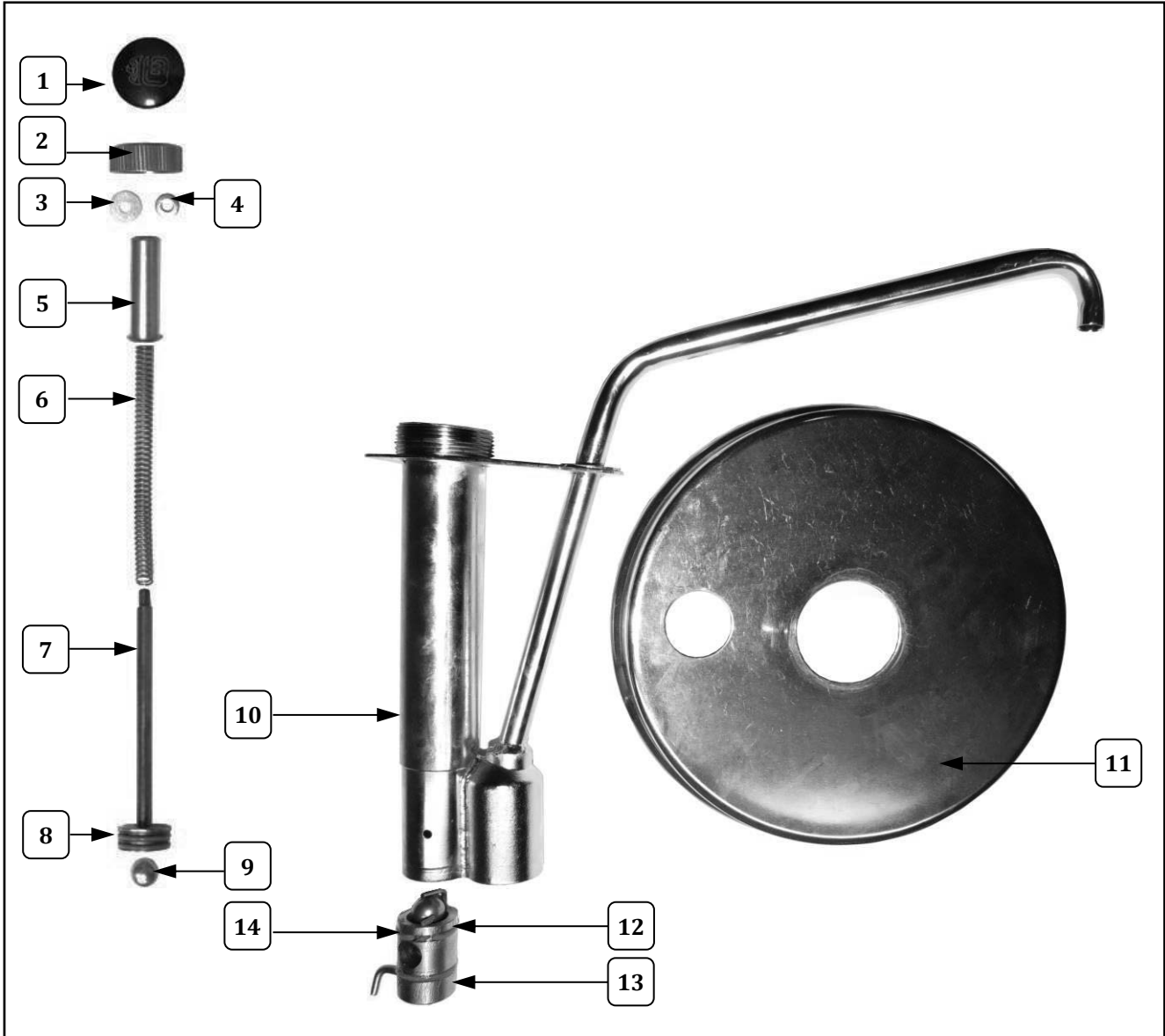


Item	Part Description	Qty.	Part Number
			Pump Model 38266
1	KNOB	1	38262
2	RETAINER CUP	1	38265
3	KNOB FILLER WASHER	1	38280
4	FLAT WASHER 1/4 STAINLESS	1	87261
5	PLUNGER RETAINER	1	38238
6	SHORT PLUNGER SPRING	1	37146
7	PLUNGER ASSEMBLY SHORT	1	38599
8	PISTON PLUNGER O-RING	2	82765
9	CHECK BALL	1	38250
10	PUMP WELD ASSEMBLY	1	38237
11	TANK COVER	1	38269
12	PLUG O-RING	2	82766
13	PLUG ASSEMBLY	1	38601
14	CHECK BALL	1	38606

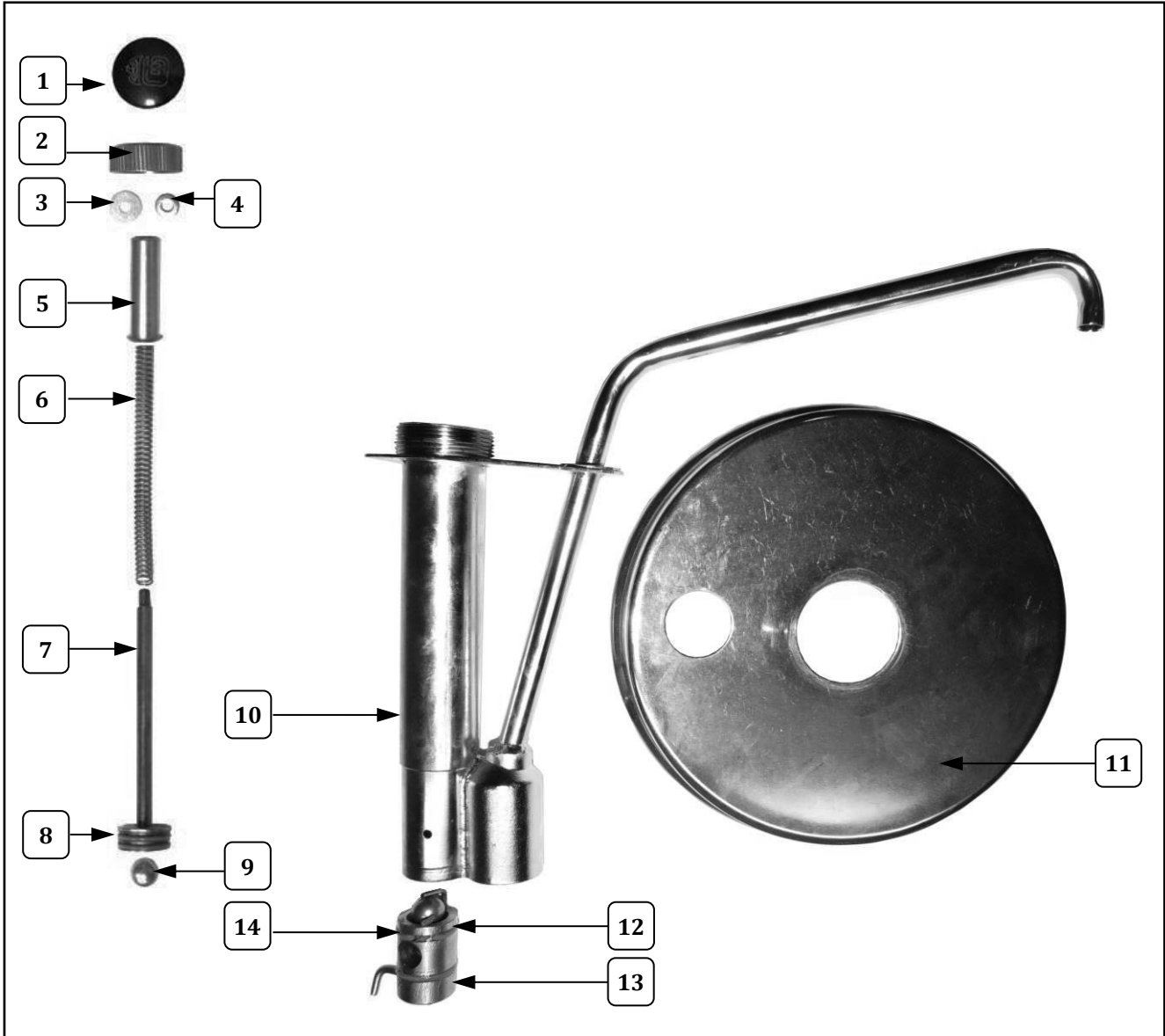




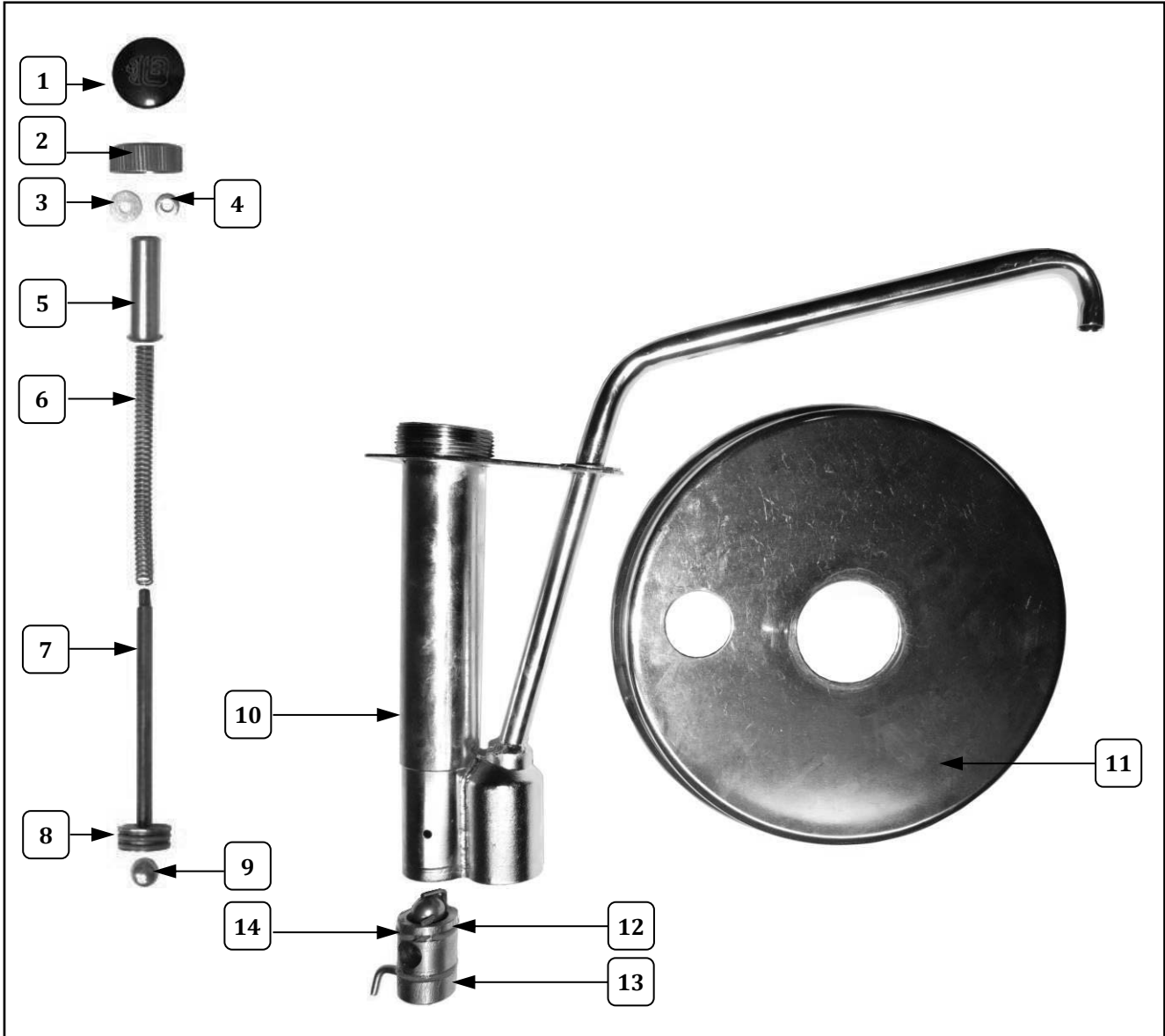
Item	Part Description	Qty.	Part Number
			Pump Model 38266
1	KNOB	1	38262
2	RETAINER CUP	1	38265
3	KNOB FILLER WASHER	1	38280
4	FLAT WASHER 1/4 STAINLESS	1	87261
5	PLUNGER RETAINER	1	38238
6	SHORT PLUNGER SPRING	1	37146
7	PLUNGER ASSEMBLY SHORT	1	38599
8	PISTON PLUNGER O-RING	2	82765
9	CHECK BALL	1	38250
10	PUMP WELD ASSEMBLY	1	38237
11	TANK COVER	1	38269
12	PLUG O-RING	2	82766
13	PLUG ASSEMBLY	1	38601
14	CHECK BALL	1	38606



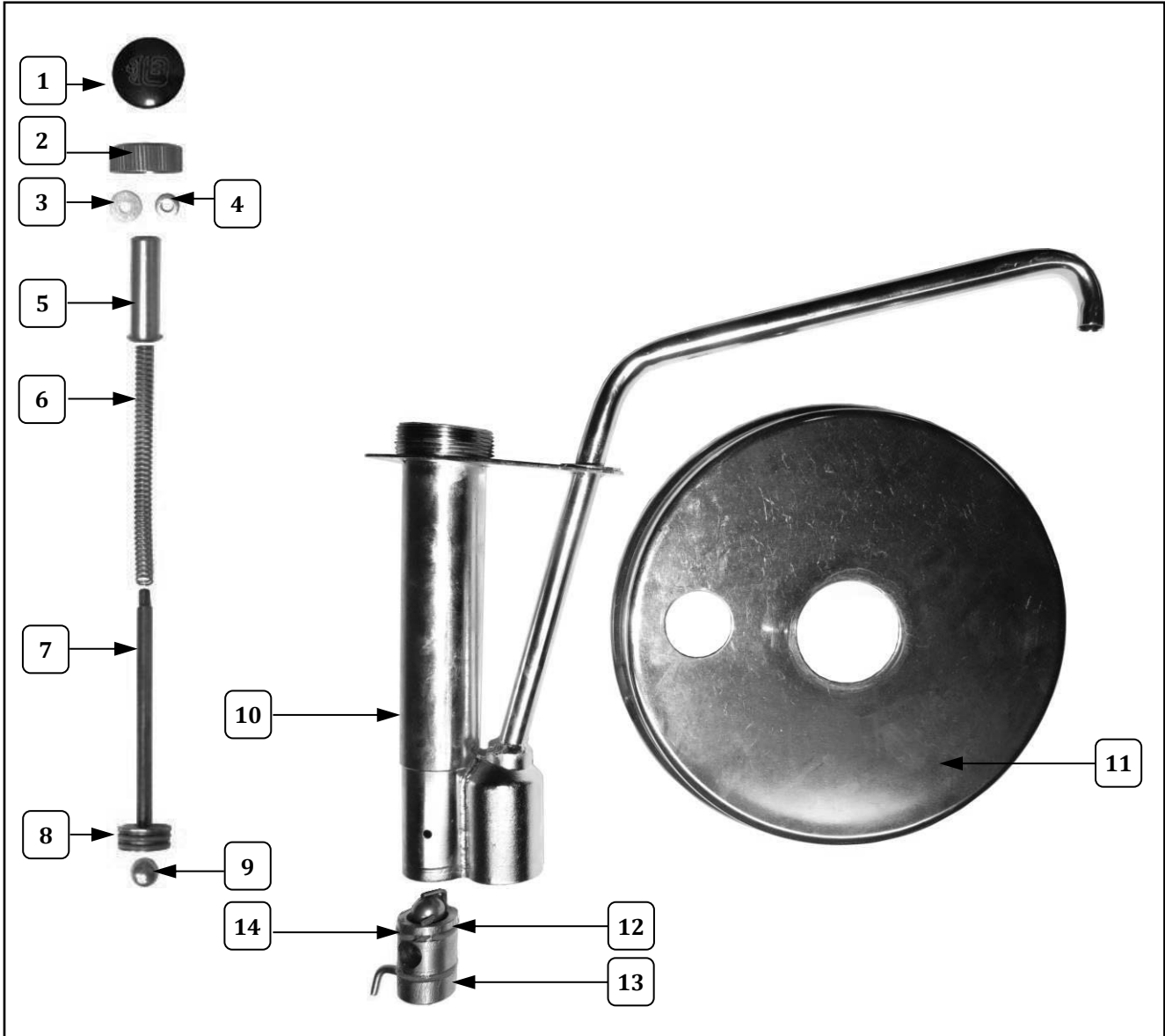
Item	Part Description	Qty.	Part Number
			Pump Model 38266
1	KNOB	1	38262
2	RETAINER CUP	1	38265
3	KNOB FILLER WASHER	1	38280
4	FLAT WASHER 1/4 STAINLESS	1	87261
5	PLUNGER RETAINER	1	38238
6	SHORT PLUNGER SPRING	1	37146
7	PLUNGER ASSEMBLY SHORT	1	38599
8	PISTON PLUNGER O-RING	2	82765
9	CHECK BALL	1	38250
10	PUMP WELD ASSEMBLY	1	38237
11	TANK COVER	1	38269
12	PLUG O-RING	2	82766
13	PLUG ASSEMBLY	1	38601
14	CHECK BALL	1	38606



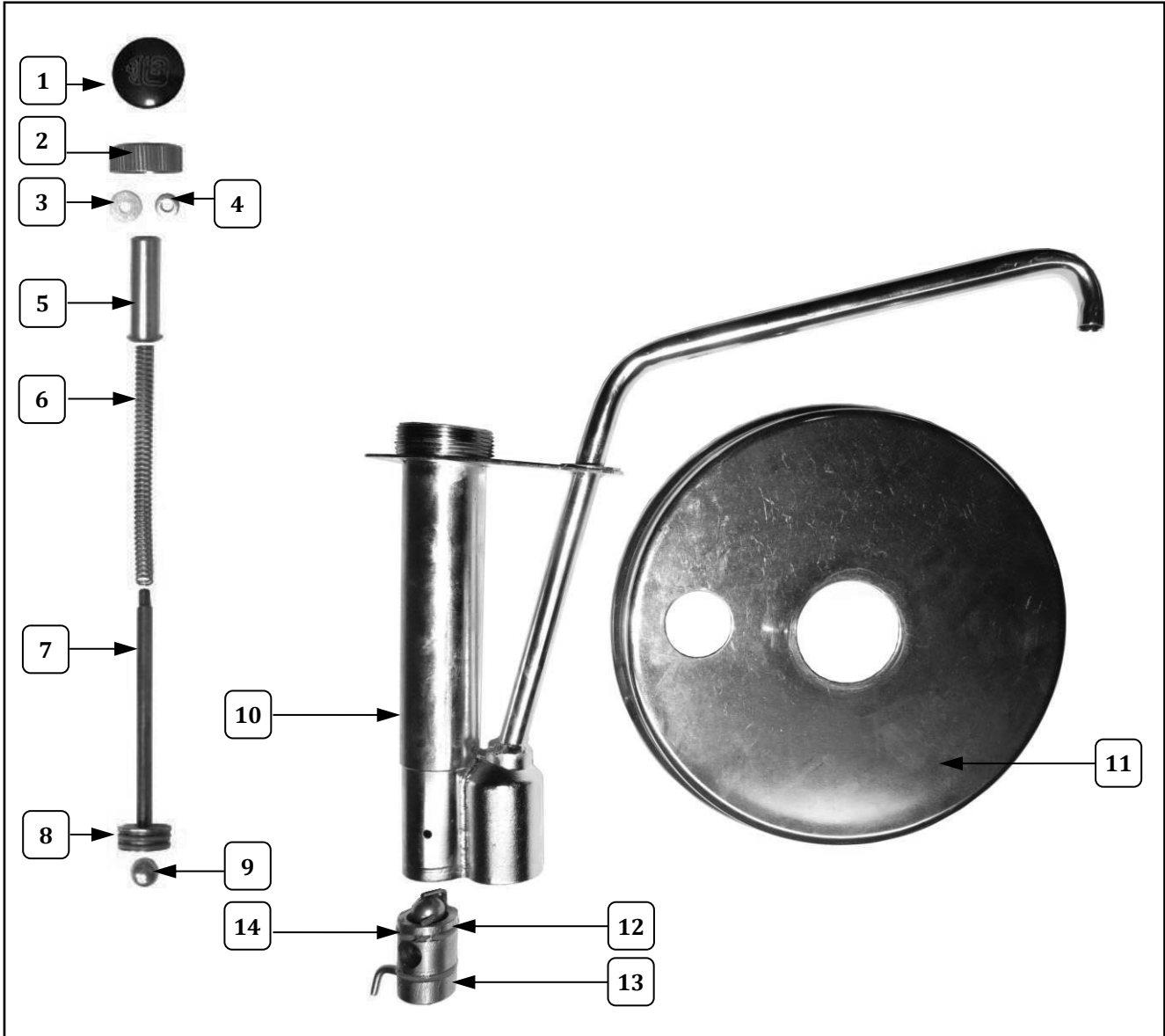
Item	Part Description	Qty.	Part Number
			Pump Model 38266
1	KNOB	1	38262
2	RETAINER CUP	1	38265
3	KNOB FILLER WASHER	1	38280
4	FLAT WASHER 1/4 STAINLESS	1	87261
5	PLUNGER RETAINER	1	38238
6	SHORT PLUNGER SPRING	1	37146
7	PLUNGER ASSEMBLY SHORT	1	38599
8	PISTON PLUNGER O-RING	2	82765
9	CHECK BALL	1	38250
10	PUMP WELD ASSEMBLY	1	38237
11	TANK COVER	1	38269
12	PLUG O-RING	2	82766
13	PLUG ASSEMBLY	1	38601
14	CHECK BALL	1	38606



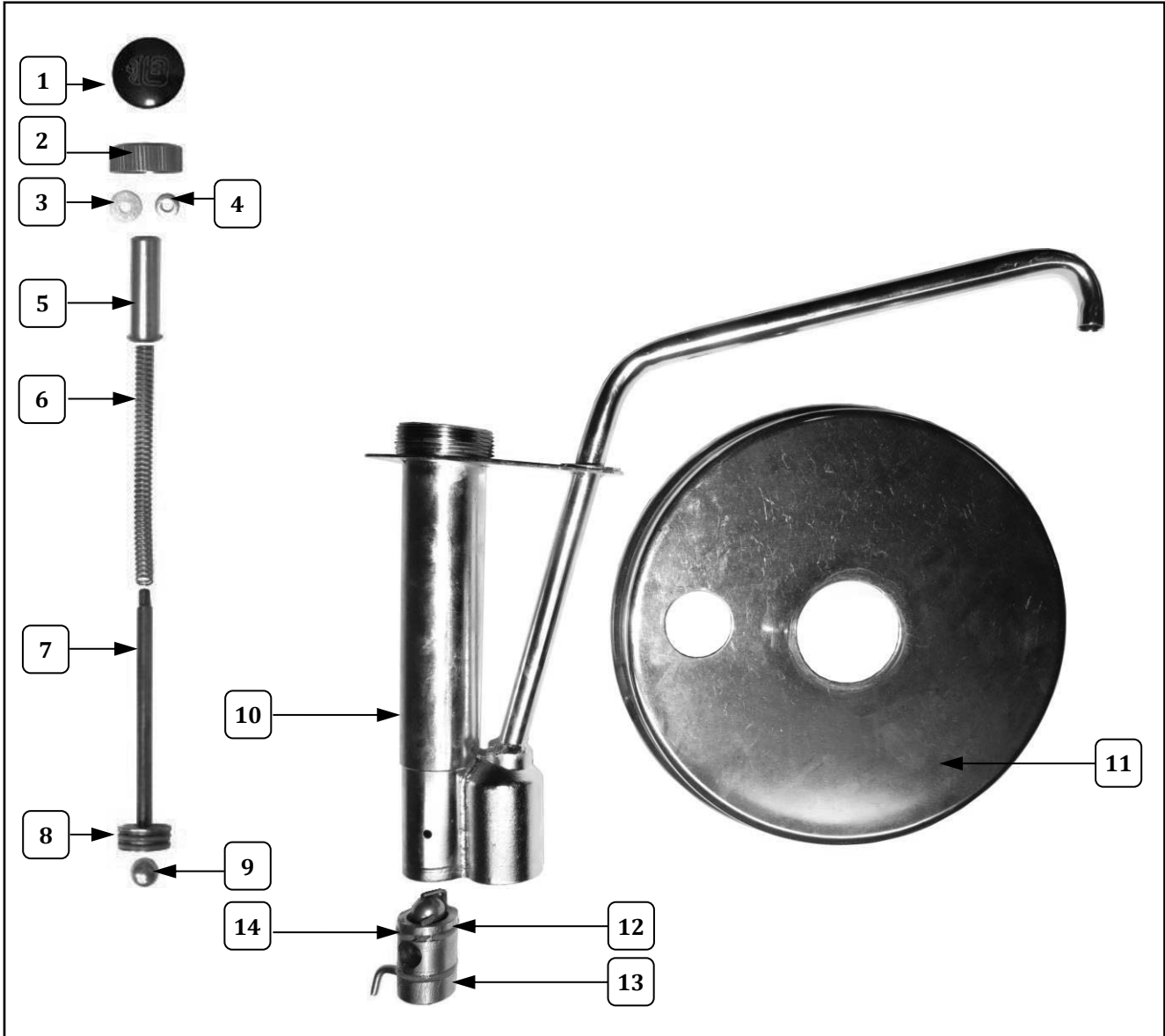
Item	Part Description	Qty.	Part Number
			Pump Model 38266
1	KNOB	1	38262
2	RETAINER CUP	1	38265
3	KNOB FILLER WASHER	1	38280
4	FLAT WASHER 1/4 STAINLESS	1	87261
5	PLUNGER RETAINER	1	38238
6	SHORT PLUNGER SPRING	1	37146
7	PLUNGER ASSEMBLY SHORT	1	38599
8	PISTON PLUNGER O-RING	2	82765
9	CHECK BALL	1	38250
10	PUMP WELD ASSEMBLY	1	38237
11	TANK COVER	1	38269
12	PLUG O-RING	2	82766
13	PLUG ASSEMBLY	1	38601
14	CHECK BALL	1	38606



Item	Part Description	Qty.	Part Number
			Pump Model 38266
1	KNOB	1	38262
2	RETAINER CUP	1	38265
3	KNOB FILLER WASHER	1	38280
4	FLAT WASHER 1/4 STAINLESS	1	87261
5	PLUNGER RETAINER	1	38238
6	SHORT PLUNGER SPRING	1	37146
7	PLUNGER ASSEMBLY SHORT	1	38599
8	PISTON PLUNGER O-RING	2	82765
9	CHECK BALL	1	38250
10	PUMP WELD ASSEMBLY	1	38237
11	TANK COVER	1	38269
12	PLUG O-RING	2	82766
13	PLUG ASSEMBLY	1	38601
14	CHECK BALL	1	38606



Item	Part Description	Qty.	Part Number
			Pump Model 38266
1	KNOB	1	38262
2	RETAINER CUP	1	38265
3	KNOB FILLER WASHER	1	38280
4	FLAT WASHER 1/4 STAINLESS	1	87261
5	PLUNGER RETAINER	1	38238
6	SHORT PLUNGER SPRING	1	37146
7	PLUNGER ASSEMBLY SHORT	1	38599
8	PISTON PLUNGER O-RING	2	82765
9	CHECK BALL	1	38250
10	PUMP WELD ASSEMBLY	1	38237
11	TANK COVER	1	38269
12	PLUG O-RING	2	82766
13	PLUG ASSEMBLY	1	38601
14	CHECK BALL	1	38606



Item	Part Description	Qty.	Part Number
			Pump Model 38266
1	KNOB	1	38262
2	RETAINER CUP	1	38265
3	KNOB FILLER WASHER	1	38280
4	FLAT WASHER 1/4 STAINLESS	1	87261
5	PLUNGER RETAINER	1	38238
6	SHORT PLUNGER SPRING	1	37146
7	PLUNGER ASSEMBLY SHORT	1	38599
8	PISTON PLUNGER O-RING	2	82765
9	CHECK BALL	1	38250
10	PUMP WELD ASSEMBLY	1	38237
11	TANK COVER	1	38269
12	PLUG O-RING	2	82766
13	PLUG ASSEMBLY	1	38601
14	CHECK BALL	1	38606