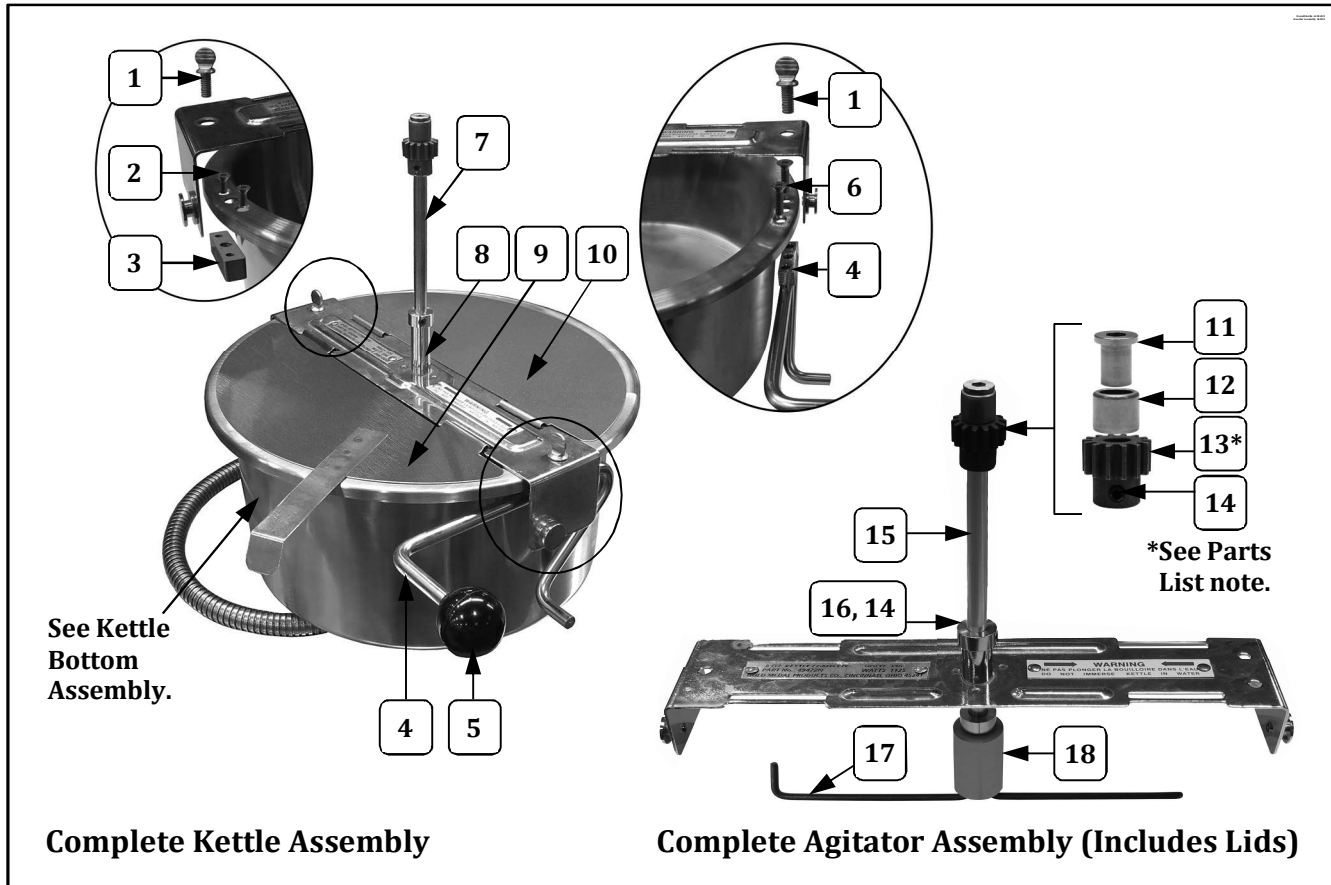
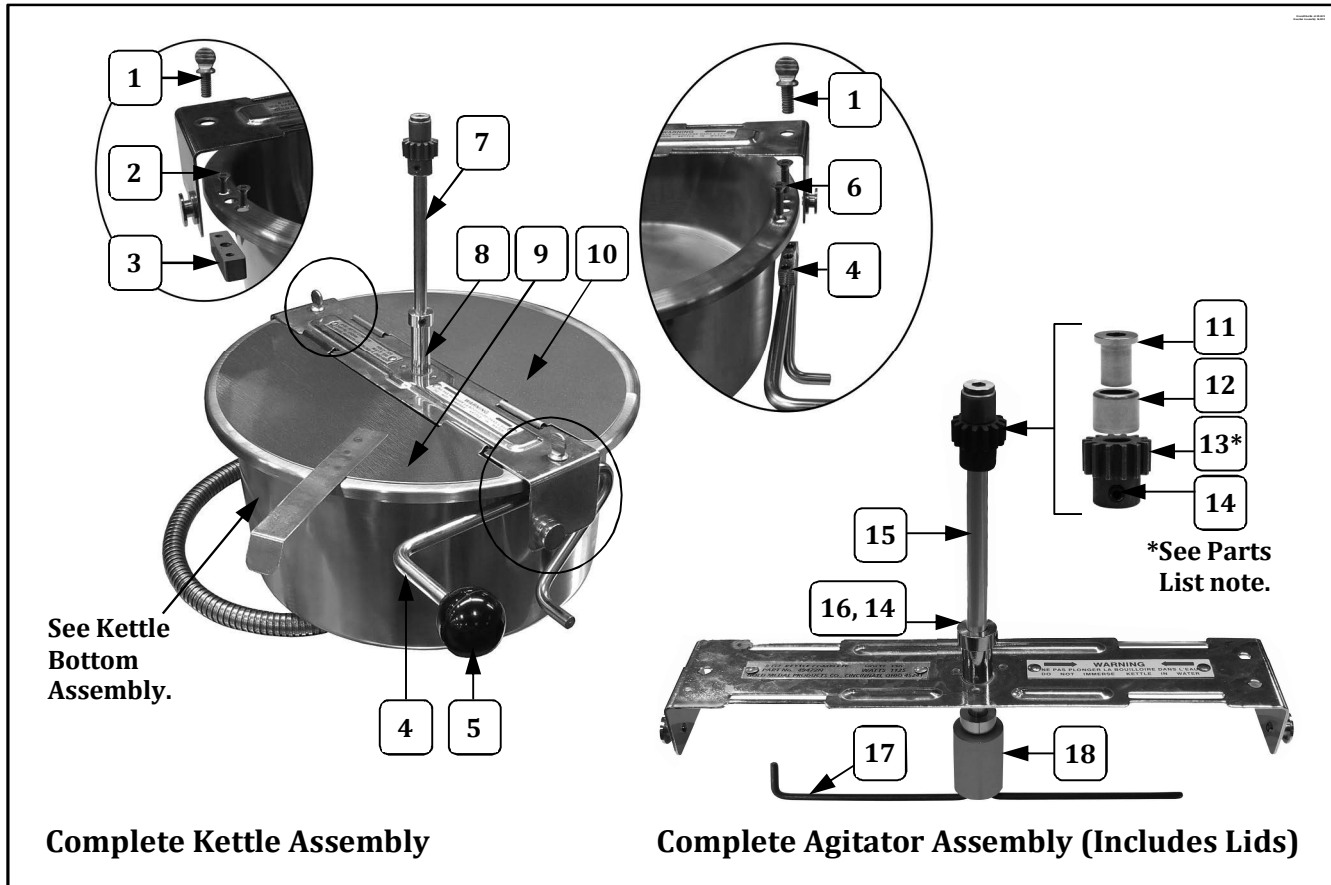


12/14 oz. Kettle Assembly (58014) – Agitator Assembly View



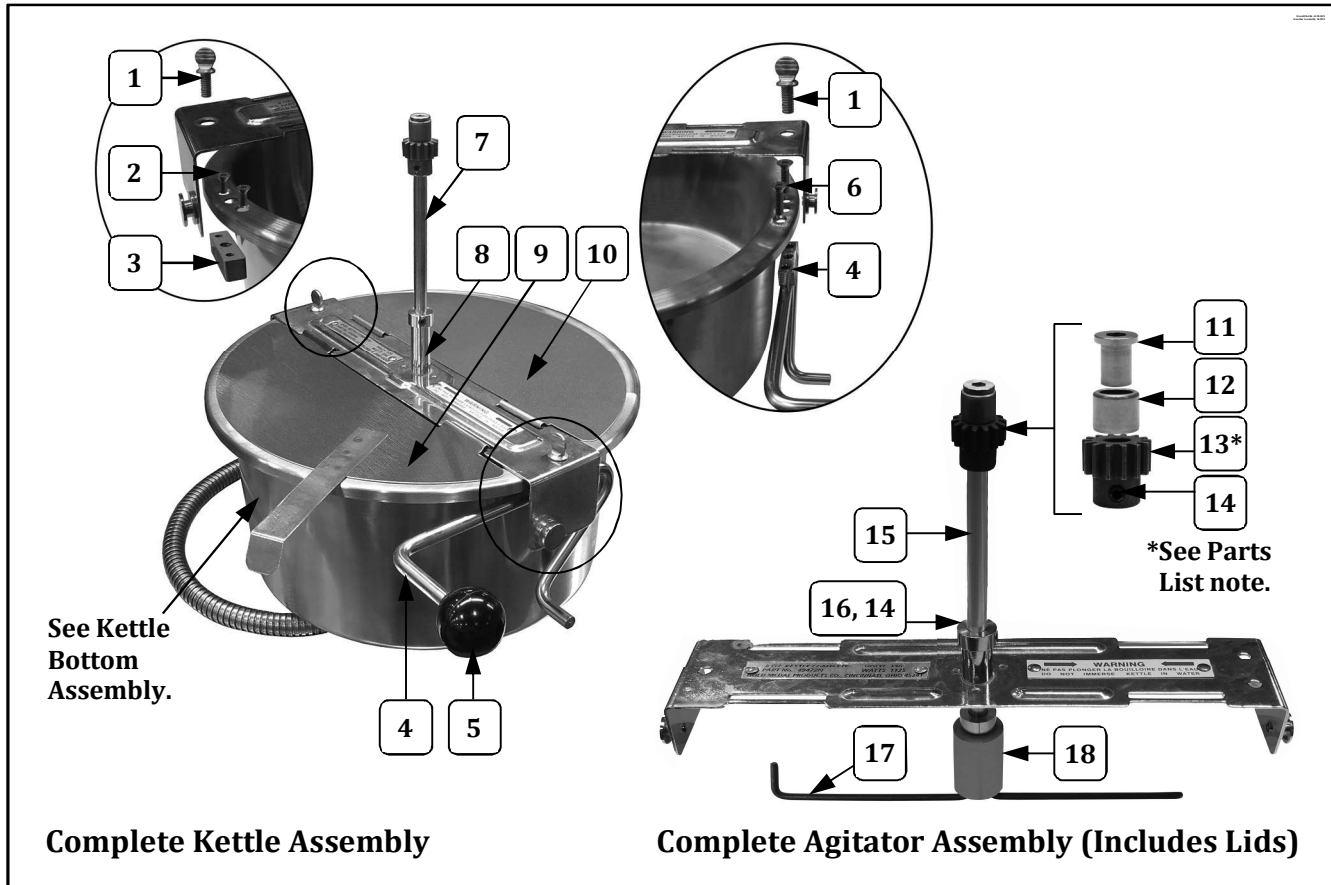
Item	Part Description	Part Number
		58014
1	1/4-20 X 1/2 THUMB SCREW	61059
2	8-32 x 1/2 FH MS PH	106064
3	KETTLE & SHELL BLOCK	61013
4	DUMP HANDLE - BLOCK WELDMENT	88769
5	DUMP HANDLE KNOB	47110
6	8-32 X 1 FL HD PH MS	20068
7	LID & AGITATOR ASSY (Complete Assembly)	58016
8	KETTLE CROSSBAR ASSEMBLY	58015
9	FRONT KETTLE LID	47720
10	REAR KETTLE LID	47119
11	AGITATOR BEARING HUB	43434
12	NEEDLE BEARING	47106
13	SPUR GEAR KIT (Includes 2 gears with set screws. Always replace Agitator Spur Gear and Kettle Drive Motor Gear as a set.)	47059K
14	SET SCREW #10-32 X 3/16	41742
15	12/14 OZ. AGITATOR SHAFT	69712
16	SET COLLAR 5/16 ID 5/8 OD	46649
17	AGITATOR WEIGHT	69715
18	6 OZ. STIR ROD	69806

12/14 oz. Kettle Assembly (58014) – Agitator Assembly View



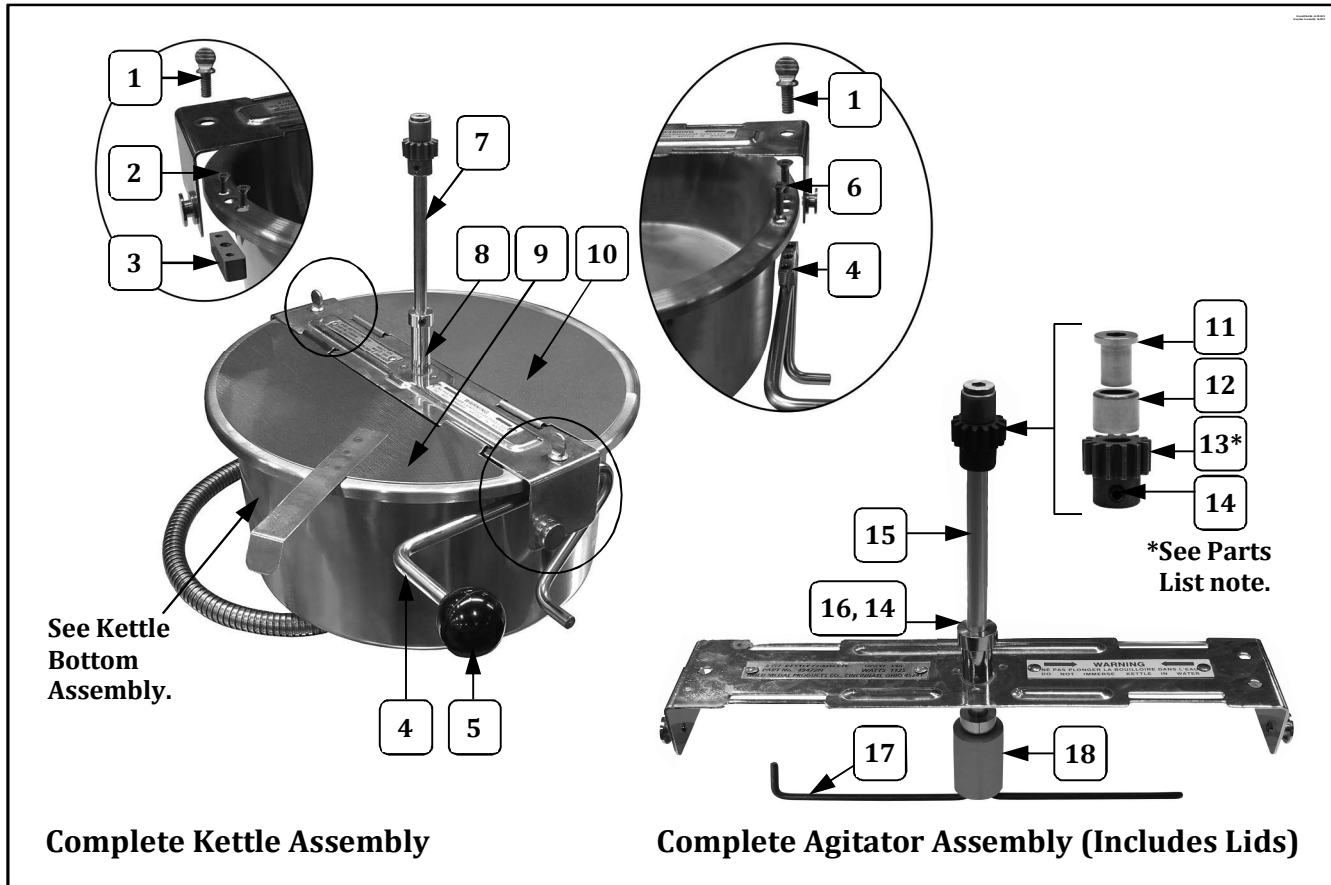
Item	Part Description	Part Number
		58014
1	1/4-20 X 1/2 THUMB SCREW	61059
2	8-32 x 1/2 FH MS PH	106064
3	KETTLE & SHELL BLOCK	61013
4	DUMP HANDLE - BLOCK WELDMENT	88769
5	DUMP HANDLE KNOB	47110
6	8-32 X 1 FL HD PH MS	20068
7	LID & AGITATOR ASSY (Complete Assembly)	58016
8	KETTLE CROSSBAR ASSEMBLY	58015
9	FRONT KETTLE LID	47720
10	REAR KETTLE LID	47119
11	AGITATOR BEARING HUB	43434
12	NEEDLE BEARING	47106
13	SPUR GEAR KIT (Includes 2 gears with set screws. Always replace Agitator Spur Gear and Kettle Drive Motor Gear as a set.)	47059K
14	SET SCREW #10-32 X 3/16	41742
15	12/14 OZ. AGITATOR SHAFT	69712
16	SET COLLAR 5/16 ID 5/8 OD	46649
17	AGITATOR WEIGHT	69715
18	6 OZ. STIR ROD	69806

12/14 oz. Kettle Assembly (58014) – Agitator Assembly View



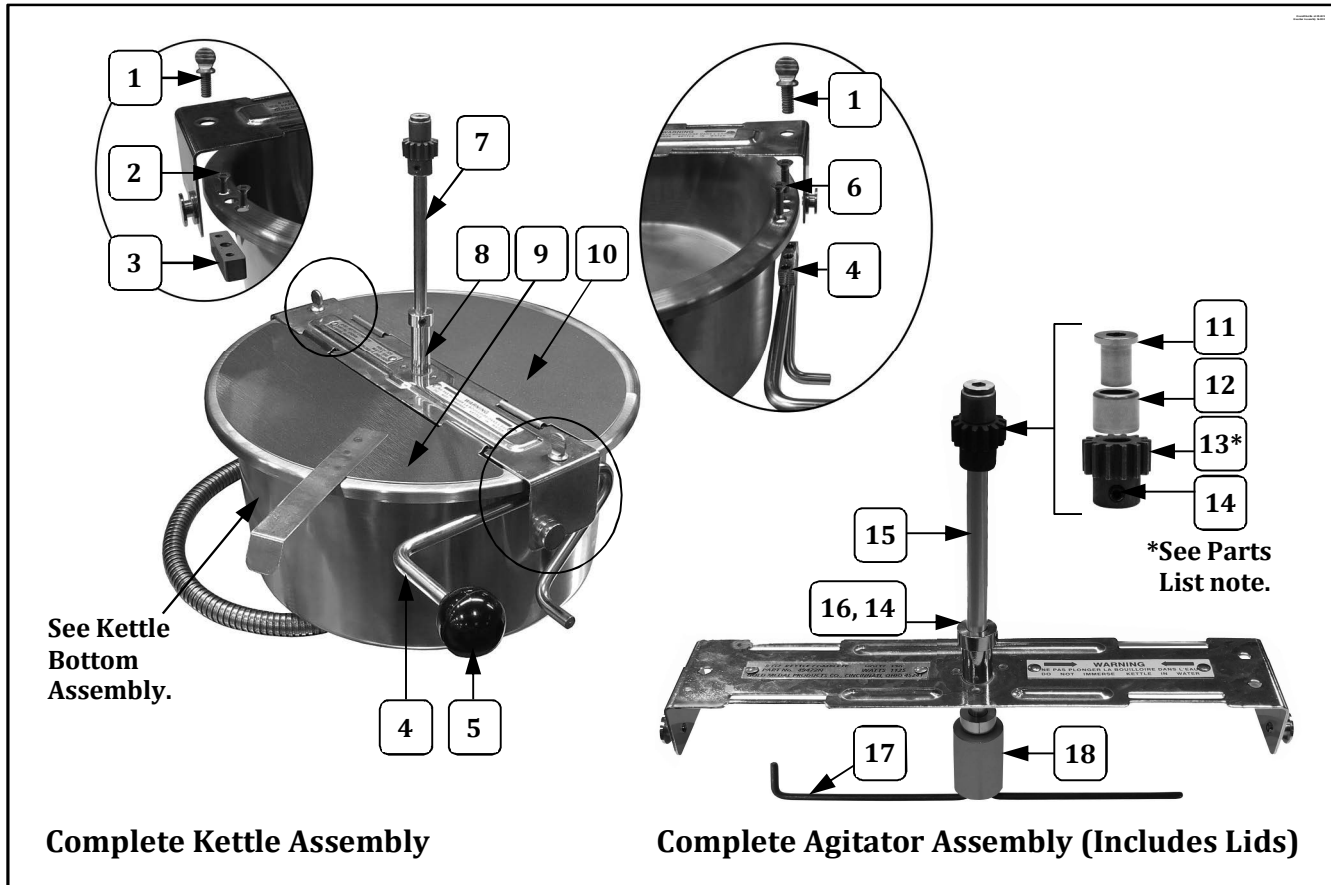
Item	Part Description	Part Number
		58014
1	1/4-20 X 1/2 THUMB SCREW	61059
2	8-32 x 1/2 FH MS PH	106064
3	KETTLE & SHELL BLOCK	61013
4	DUMP HANDLE - BLOCK WELDMENT	88769
5	DUMP HANDLE KNOB	47110
6	8-32 X 1 FL HD PH MS	20068
7	LID & AGITATOR ASSY (Complete Assembly)	58016
8	KETTLE CROSSBAR ASSEMBLY	58015
9	FRONT KETTLE LID	47720
10	REAR KETTLE LID	47119
11	AGITATOR BEARING HUB	43434
12	NEEDLE BEARING	47106
13	SPUR GEAR KIT (Includes 2 gears with set screws. Always replace Agitator Spur Gear and Kettle Drive Motor Gear as a set.)	47059K
14	SET SCREW #10-32 X 3/16	41742
15	12/14 OZ. AGITATOR SHAFT	69712
16	SET COLLAR 5/16 ID 5/8 OD	46649
17	AGITATOR WEIGHT	69715
18	6 OZ. STIR ROD	69806

12/14 oz. Kettle Assembly (58014) – Agitator Assembly View



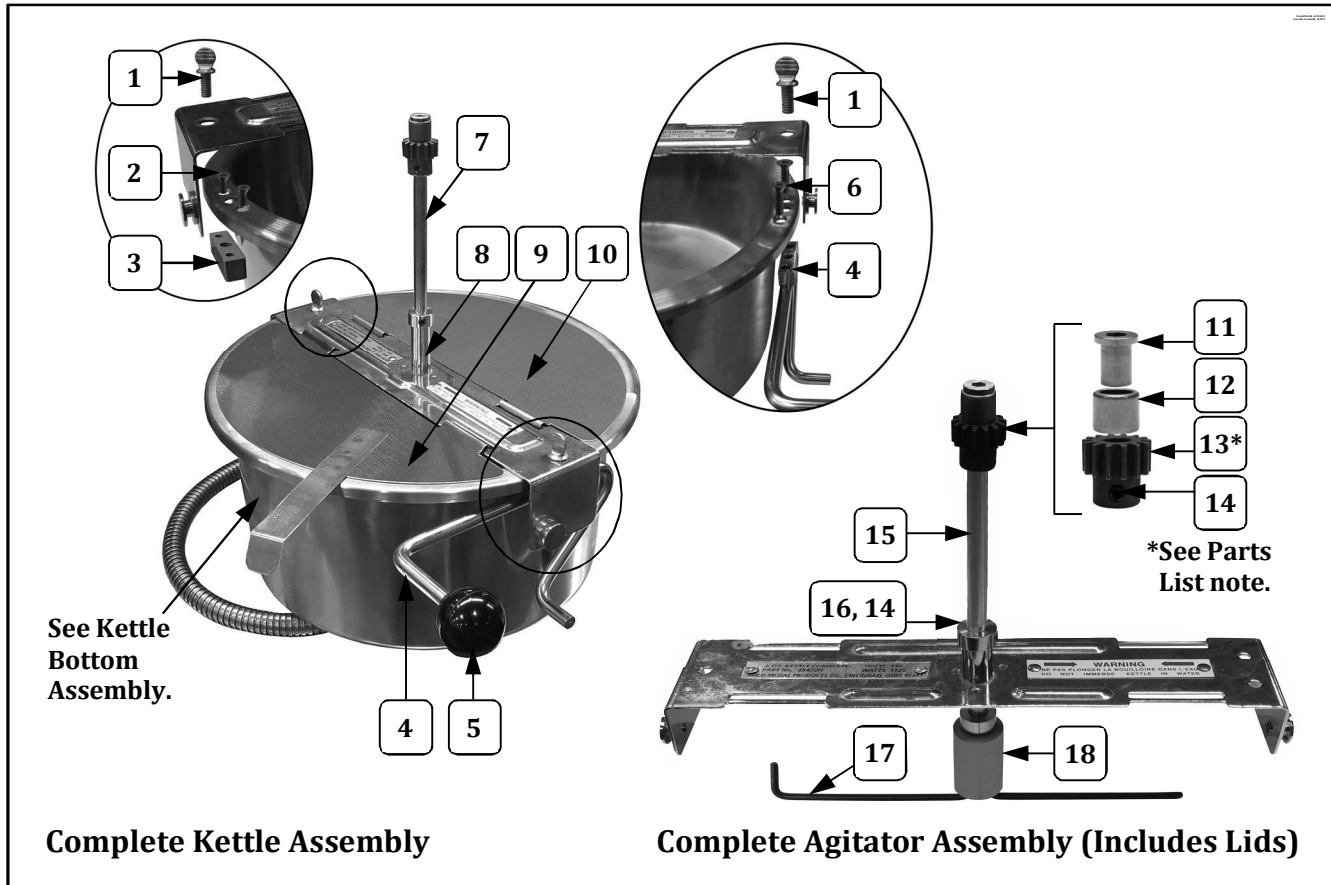
Item	Part Description	Part Number
		58014
1	1/4-20 X 1/2 THUMB SCREW	61059
2	8-32 x 1/2 FH MS PH	106064
3	KETTLE & SHELL BLOCK	61013
4	DUMP HANDLE - BLOCK WELDMENT	88769
5	DUMP HANDLE KNOB	47110
6	8-32 X 1 FL HD PH MS	20068
7	LID & AGITATOR ASSY (Complete Assembly)	58016
8	KETTLE CROSSBAR ASSEMBLY	58015
9	FRONT KETTLE LID	47720
10	REAR KETTLE LID	47119
11	AGITATOR BEARING HUB	43434
12	NEEDLE BEARING	47106
13	SPUR GEAR KIT (Includes 2 gears with set screws. Always replace Agitator Spur Gear and Kettle Drive Motor Gear as a set.)	47059K
14	SET SCREW #10-32 X 3/16	41742
15	12/14 OZ. AGITATOR SHAFT	69712
16	SET COLLAR 5/16 ID 5/8 OD	46649
17	AGITATOR WEIGHT	69715
18	6 OZ. STIR ROD	69806

12/14 oz. Kettle Assembly (58014) – Agitator Assembly View



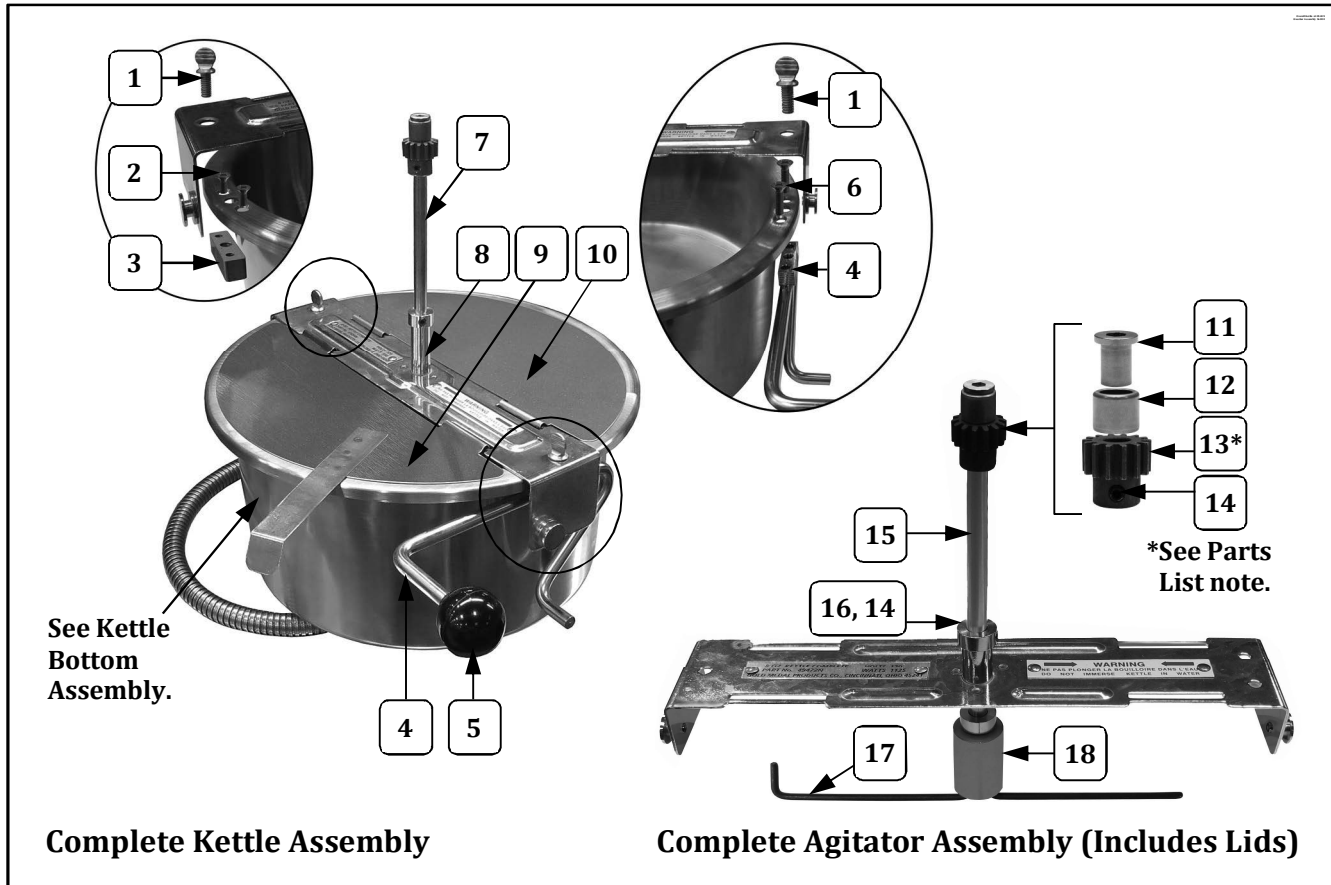
Item	Part Description	Part Number
		58014
1	1/4-20 X 1/2 THUMB SCREW	61059
2	8-32 x 1/2 FH MS PH	106064
3	KETTLE & SHELL BLOCK	61013
4	DUMP HANDLE - BLOCK WELDMENT	88769
5	DUMP HANDLE KNOB	47110
6	8-32 X 1 FL HD PH MS	20068
7	LID & AGITATOR ASSY (Complete Assembly)	58016
8	KETTLE CROSSBAR ASSEMBLY	58015
9	FRONT KETTLE LID	47720
10	REAR KETTLE LID	47119
11	AGITATOR BEARING HUB	43434
12	NEEDLE BEARING	47106
13	SPUR GEAR KIT (Includes 2 gears with set screws. Always replace Agitator Spur Gear and Kettle Drive Motor Gear as a set.)	47059K
14	SET SCREW #10-32 X 3/16	41742
15	12/14 OZ. AGITATOR SHAFT	69712
16	SET COLLAR 5/16 ID 5/8 OD	46649
17	AGITATOR WEIGHT	69715
18	6 OZ. STIR ROD	69806

12/14 oz. Kettle Assembly (58014) – Agitator Assembly View



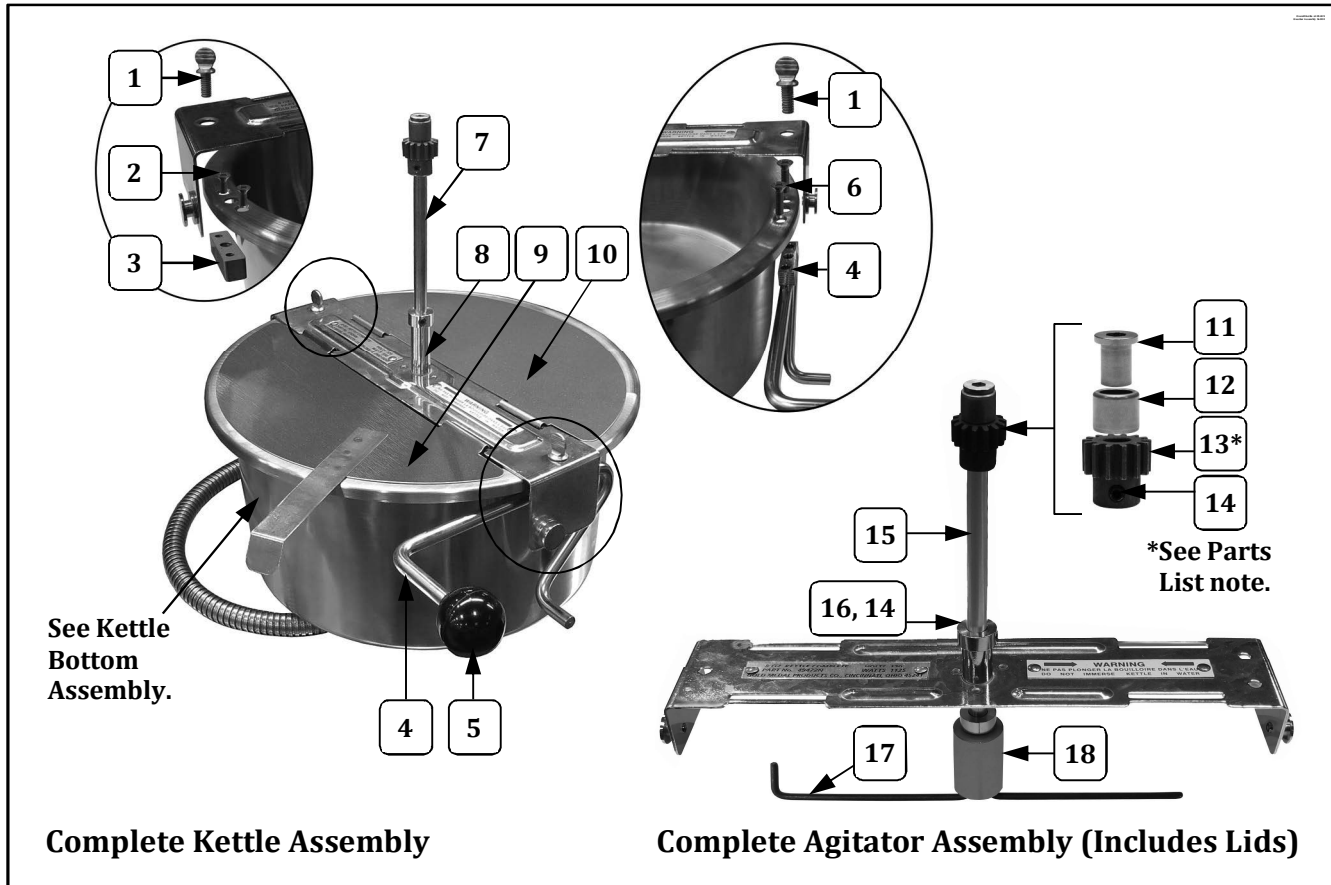
Item	Part Description	Part Number
		58014
1	1/4-20 X 1/2 THUMB SCREW	61059
2	8-32 x 1/2 FH MS PH	106064
3	KETTLE & SHELL BLOCK	61013
4	DUMP HANDLE - BLOCK WELDMENT	88769
5	DUMP HANDLE KNOB	47110
6	8-32 X 1 FL HD PH MS	20068
7	LID & AGITATOR ASSY (Complete Assembly)	58016
8	KETTLE CROSSBAR ASSEMBLY	58015
9	FRONT KETTLE LID	47720
10	REAR KETTLE LID	47119
11	AGITATOR BEARING HUB	43434
12	NEEDLE BEARING	47106
13	SPUR GEAR KIT (Includes 2 gears with set screws. Always replace Agitator Spur Gear and Kettle Drive Motor Gear as a set.)	47059K
14	SET SCREW #10-32 X 3/16	41742
15	12/14 OZ. AGITATOR SHAFT	69712
16	SET COLLAR 5/16 ID 5/8 OD	46649
17	AGITATOR WEIGHT	69715
18	6 OZ. STIR ROD	69806

12/14 oz. Kettle Assembly (58014) – Agitator Assembly View



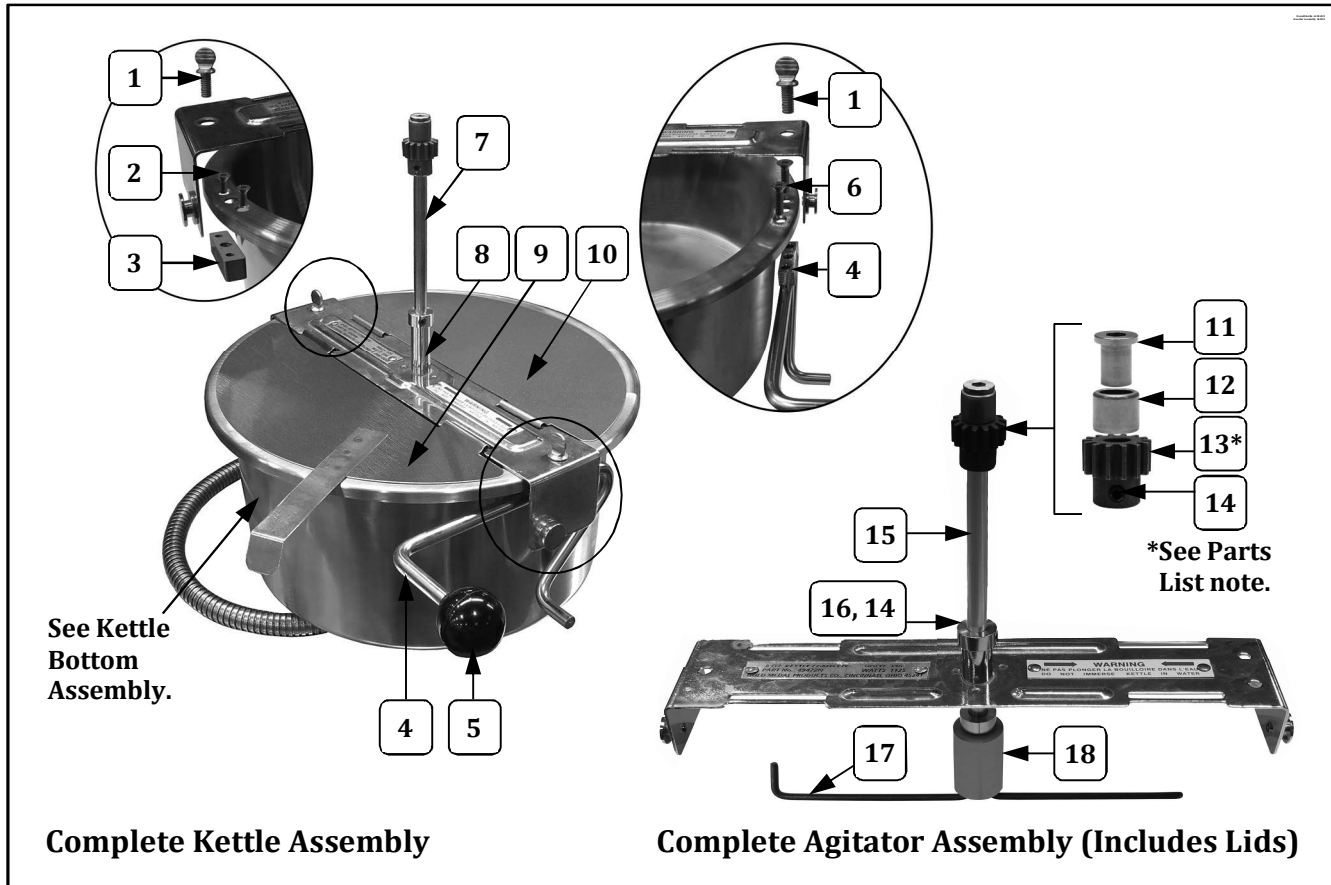
Item	Part Description	Part Number
		58014
1	1/4-20 X 1/2 THUMB SCREW	61059
2	8-32 x 1/2 FH MS PH	106064
3	KETTLE & SHELL BLOCK	61013
4	DUMP HANDLE - BLOCK WELDMENT	88769
5	DUMP HANDLE KNOB	47110
6	8-32 X 1 FL HD PH MS	20068
7	LID & AGITATOR ASSY (Complete Assembly)	58016
8	KETTLE CROSSBAR ASSEMBLY	58015
9	FRONT KETTLE LID	47720
10	REAR KETTLE LID	47119
11	AGITATOR BEARING HUB	43434
12	NEEDLE BEARING	47106
13	SPUR GEAR KIT (Includes 2 gears with set screws. Always replace Agitator Spur Gear and Kettle Drive Motor Gear as a set.)	47059K
14	SET SCREW #10-32 X 3/16	41742
15	12/14 OZ. AGITATOR SHAFT	69712
16	SET COLLAR 5/16 ID 5/8 OD	46649
17	AGITATOR WEIGHT	69715
18	6 OZ. STIR ROD	69806

12/14 oz. Kettle Assembly (58014) – Agitator Assembly View



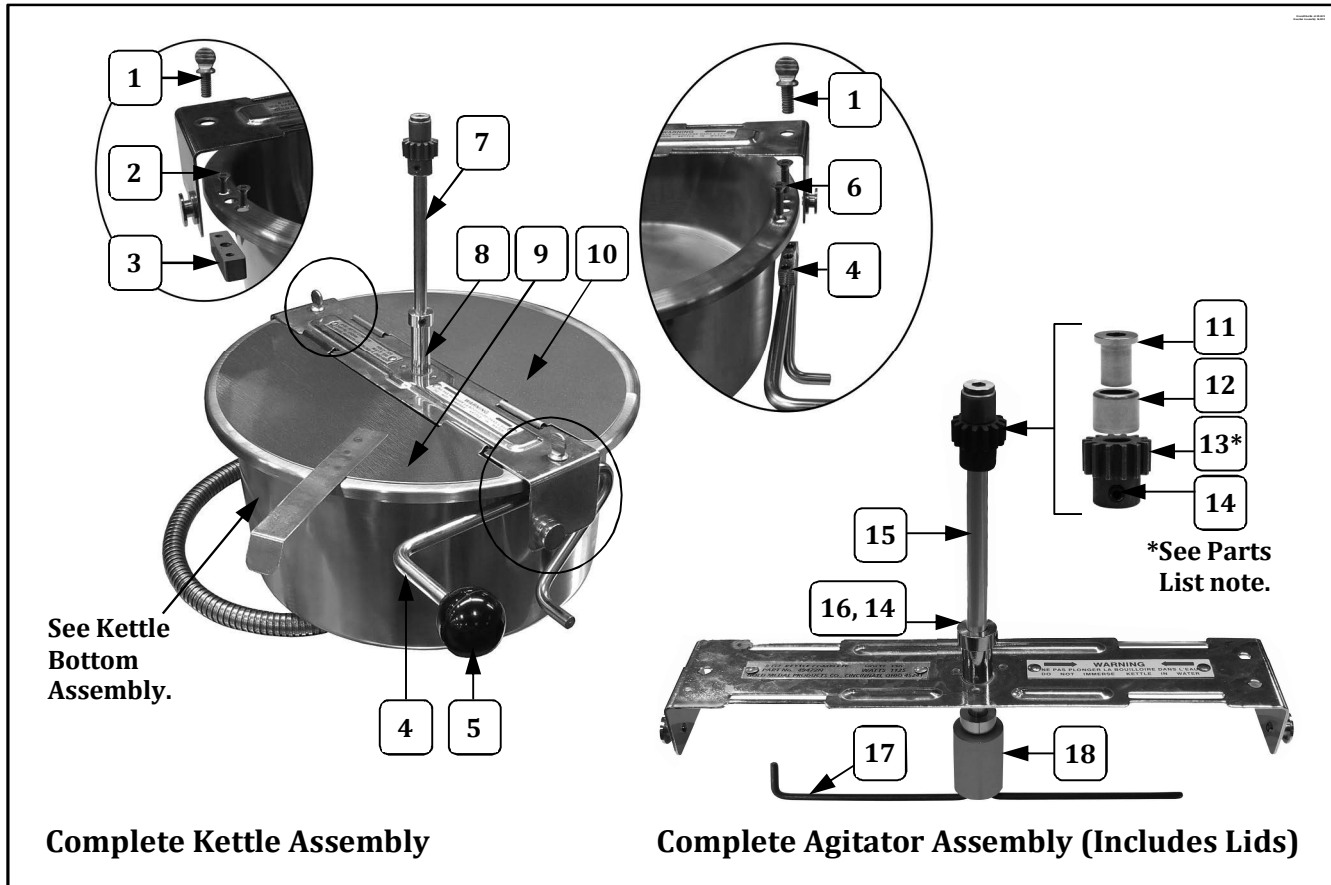
Item	Part Description	Part Number
		58014
1	1/4-20 X 1/2 THUMB SCREW	61059
2	8-32 x 1/2 FH MS PH	106064
3	KETTLE & SHELL BLOCK	61013
4	DUMP HANDLE - BLOCK WELDMENT	88769
5	DUMP HANDLE KNOB	47110
6	8-32 X 1 FL HD PH MS	20068
7	LID & AGITATOR ASSY (Complete Assembly)	58016
8	KETTLE CROSSBAR ASSEMBLY	58015
9	FRONT KETTLE LID	47720
10	REAR KETTLE LID	47119
11	AGITATOR BEARING HUB	43434
12	NEEDLE BEARING	47106
13	SPUR GEAR KIT (Includes 2 gears with set screws. Always replace Agitator Spur Gear and Kettle Drive Motor Gear as a set.)	47059K
14	SET SCREW #10-32 X 3/16	41742
15	12/14 OZ. AGITATOR SHAFT	69712
16	SET COLLAR 5/16 ID 5/8 OD	46649
17	AGITATOR WEIGHT	69715
18	6 OZ. STIR ROD	69806

12/14 oz. Kettle Assembly (58014) – Agitator Assembly View



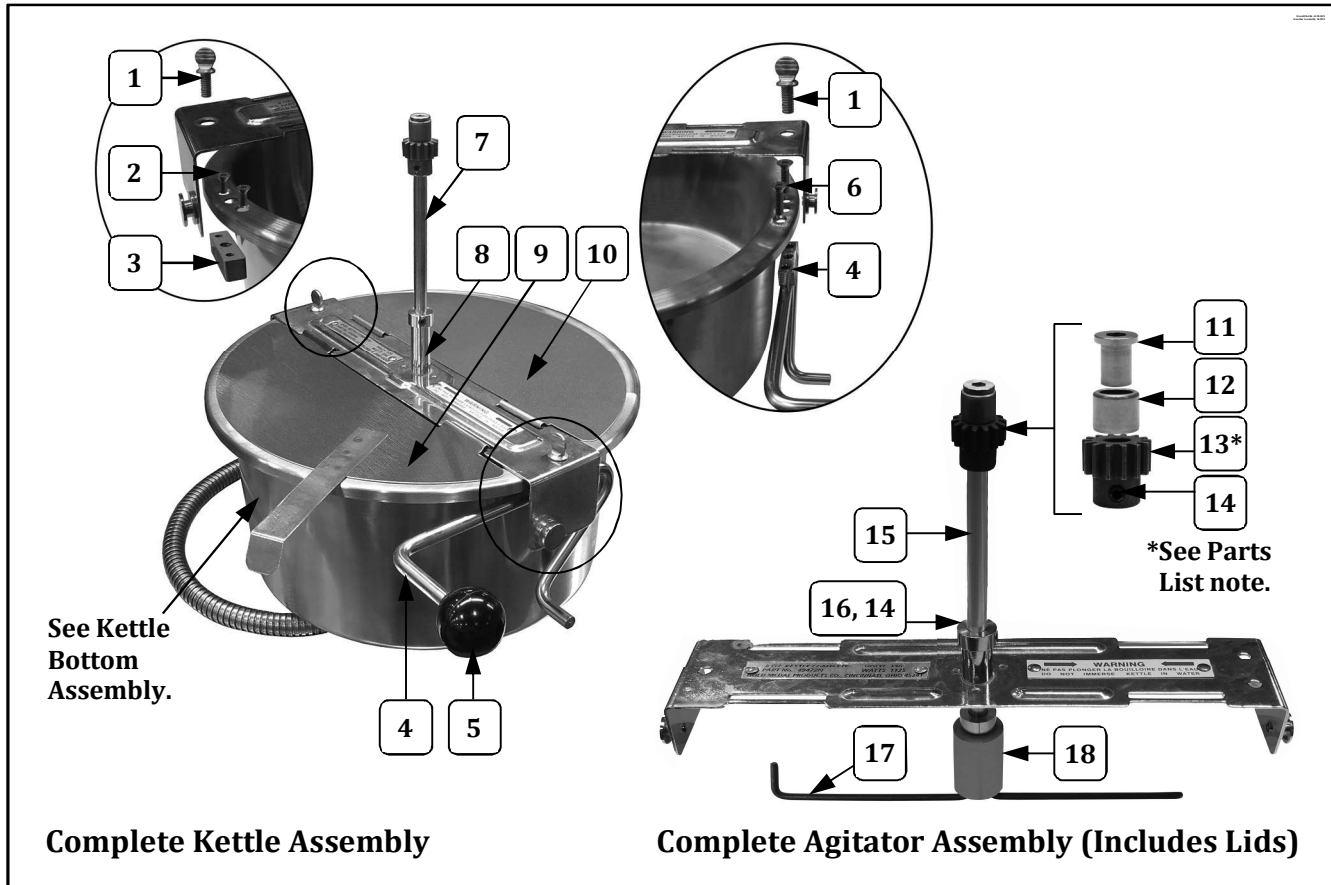
Item	Part Description	Part Number
		58014
1	1/4-20 X 1/2 THUMB SCREW	61059
2	8-32 x 1/2 FH MS PH	106064
3	KETTLE & SHELL BLOCK	61013
4	DUMP HANDLE - BLOCK WELDMENT	88769
5	DUMP HANDLE KNOB	47110
6	8-32 X 1 FL HD PH MS	20068
7	LID & AGITATOR ASSY (Complete Assembly)	58016
8	KETTLE CROSSBAR ASSEMBLY	58015
9	FRONT KETTLE LID	47720
10	REAR KETTLE LID	47119
11	AGITATOR BEARING HUB	43434
12	NEEDLE BEARING	47106
13	SPUR GEAR KIT (Includes 2 gears with set screws. Always replace Agitator Spur Gear and Kettle Drive Motor Gear as a set.)	47059K
14	SET SCREW #10-32 X 3/16	41742
15	12/14 OZ. AGITATOR SHAFT	69712
16	SET COLLAR 5/16 ID 5/8 OD	46649
17	AGITATOR WEIGHT	69715
18	6 OZ. STIR ROD	69806

12/14 oz. Kettle Assembly (58014) – Agitator Assembly View



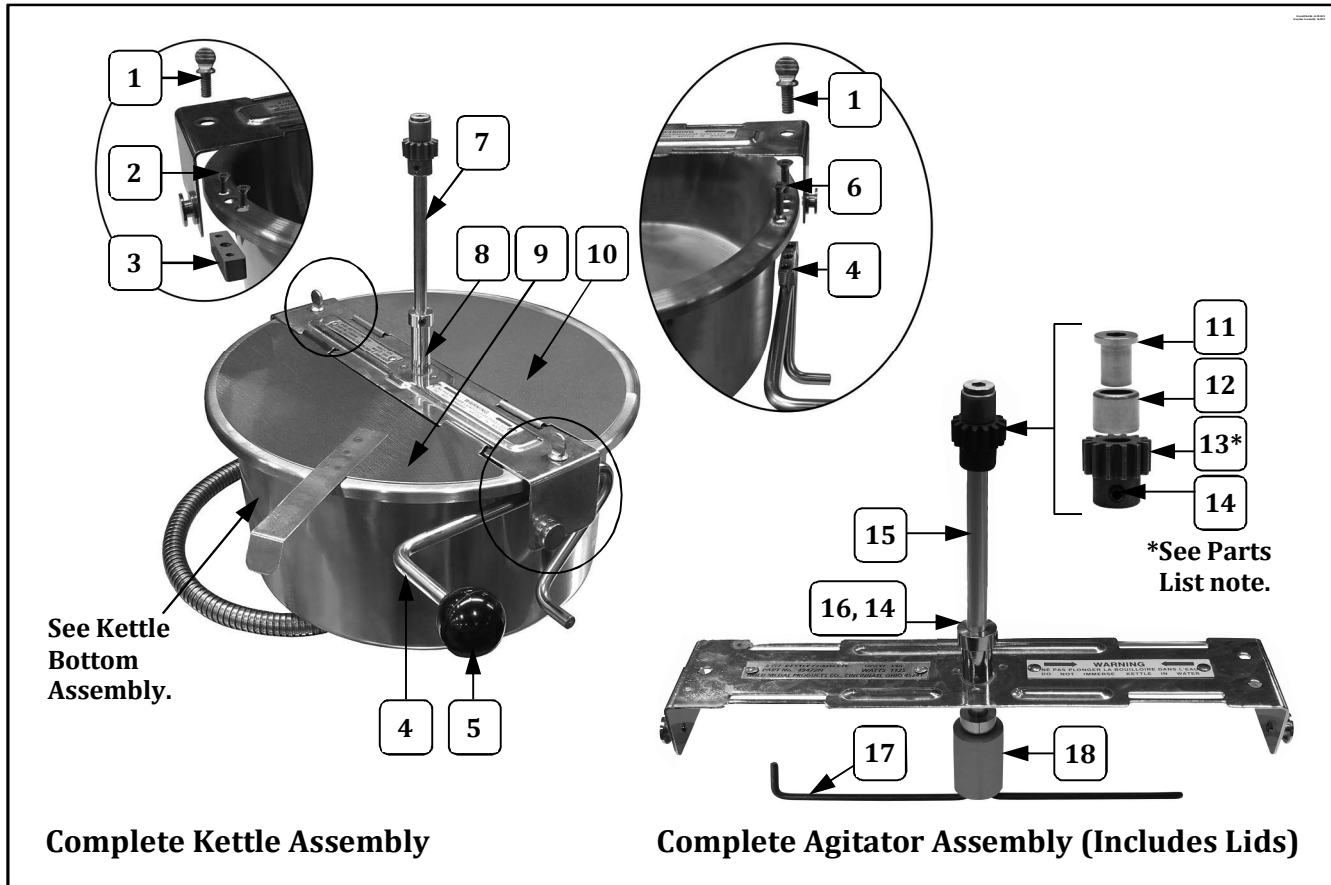
Item	Part Description	Part Number
		58014
1	1/4-20 X 1/2 THUMB SCREW	61059
2	8-32 x 1/2 FH MS PH	106064
3	KETTLE & SHELL BLOCK	61013
4	DUMP HANDLE - BLOCK WELDMENT	88769
5	DUMP HANDLE KNOB	47110
6	8-32 X 1 FL HD PH MS	20068
7	LID & AGITATOR ASSY (Complete Assembly)	58016
8	KETTLE CROSSBAR ASSEMBLY	58015
9	FRONT KETTLE LID	47720
10	REAR KETTLE LID	47119
11	AGITATOR BEARING HUB	43434
12	NEEDLE BEARING	47106
13	SPUR GEAR KIT (Includes 2 gears with set screws. Always replace Agitator Spur Gear and Kettle Drive Motor Gear as a set.)	47059K
14	SET SCREW #10-32 X 3/16	41742
15	12/14 OZ. AGITATOR SHAFT	69712
16	SET COLLAR 5/16 ID 5/8 OD	46649
17	AGITATOR WEIGHT	69715
18	6 OZ. STIR ROD	69806

12/14 oz. Kettle Assembly (58014) – Agitator Assembly View



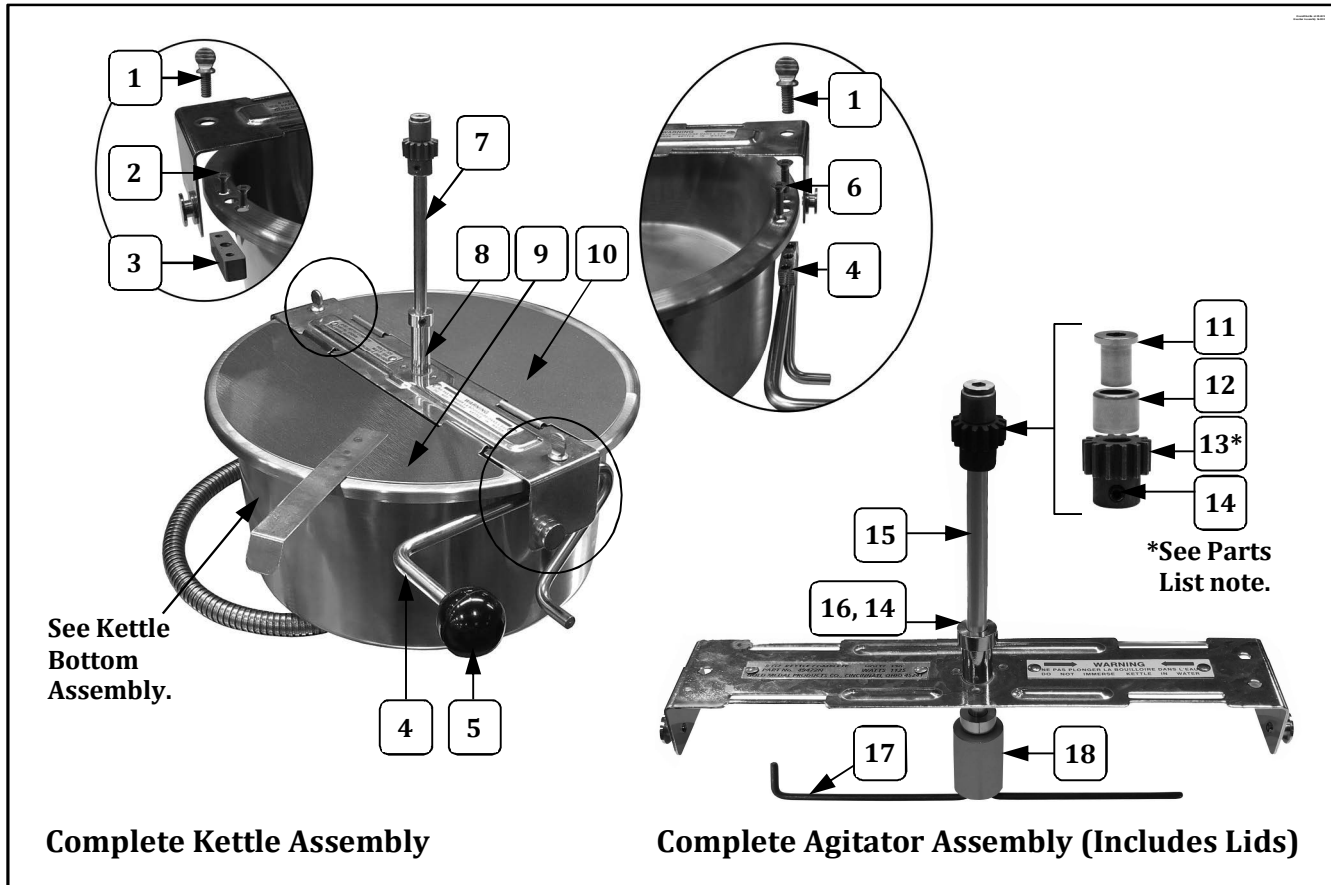
Item	Part Description	Part Number
		58014
1	1/4-20 X 1/2 THUMB SCREW	61059
2	8-32 x 1/2 FH MS PH	106064
3	KETTLE & SHELL BLOCK	61013
4	DUMP HANDLE - BLOCK WELDMENT	88769
5	DUMP HANDLE KNOB	47110
6	8-32 X 1 FL HD PH MS	20068
7	LID & AGITATOR ASSY (Complete Assembly)	58016
8	KETTLE CROSSBAR ASSEMBLY	58015
9	FRONT KETTLE LID	47720
10	REAR KETTLE LID	47119
11	AGITATOR BEARING HUB	43434
12	NEEDLE BEARING	47106
13	SPUR GEAR KIT (Includes 2 gears with set screws. Always replace Agitator Spur Gear and Kettle Drive Motor Gear as a set.)	47059K
14	SET SCREW #10-32 X 3/16	41742
15	12/14 OZ. AGITATOR SHAFT	69712
16	SET COLLAR 5/16 ID 5/8 OD	46649
17	AGITATOR WEIGHT	69715
18	6 OZ. STIR ROD	69806

12/14 oz. Kettle Assembly (58014) – Agitator Assembly View



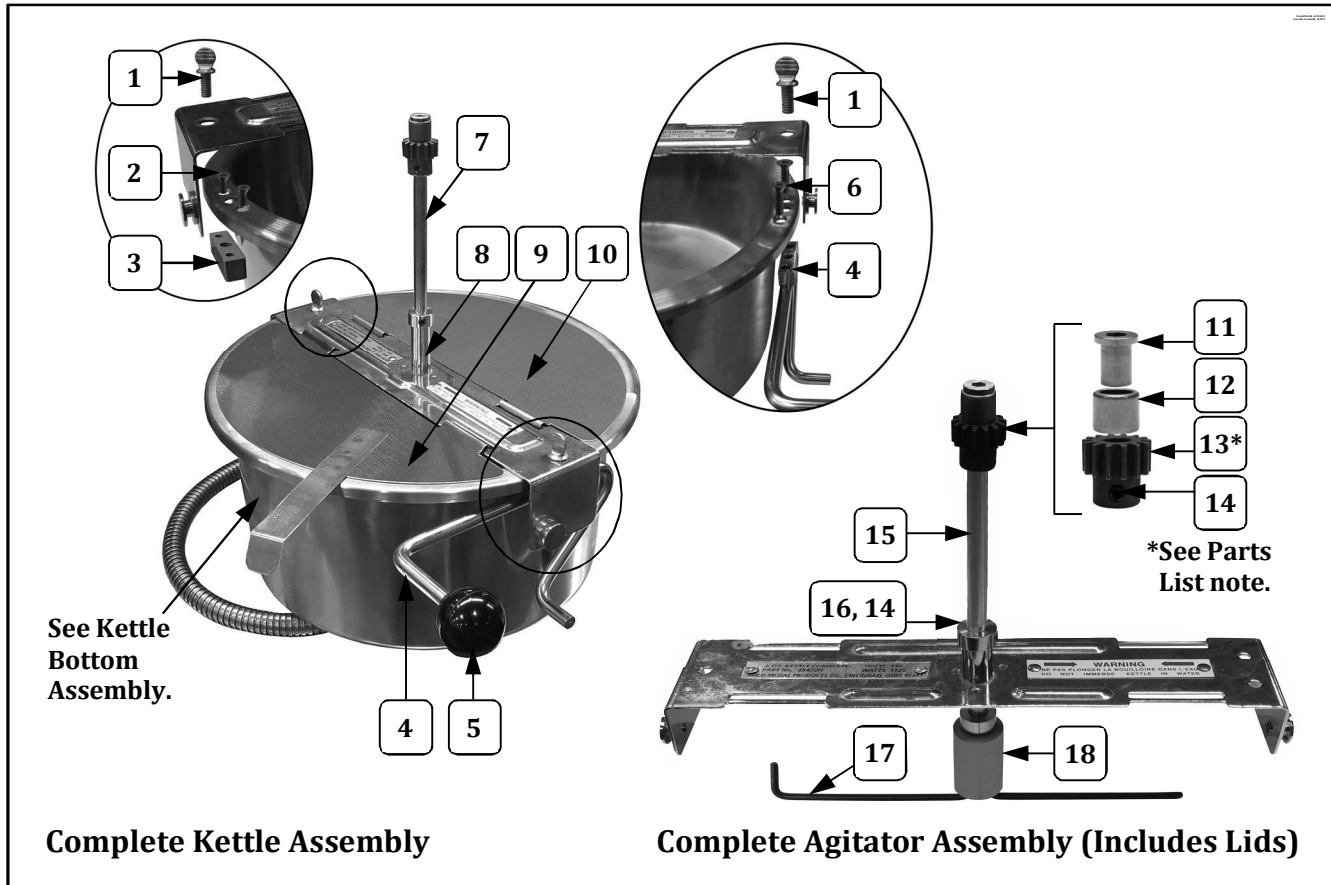
Item	Part Description	Part Number
		58014
1	1/4-20 X 1/2 THUMB SCREW	61059
2	8-32 x 1/2 FH MS PH	106064
3	KETTLE & SHELL BLOCK	61013
4	DUMP HANDLE - BLOCK WELDMENT	88769
5	DUMP HANDLE KNOB	47110
6	8-32 X 1 FL HD PH MS	20068
7	LID & AGITATOR ASSY (Complete Assembly)	58016
8	KETTLE CROSSBAR ASSEMBLY	58015
9	FRONT KETTLE LID	47720
10	REAR KETTLE LID	47119
11	AGITATOR BEARING HUB	43434
12	NEEDLE BEARING	47106
13	SPUR GEAR KIT (Includes 2 gears with set screws. Always replace Agitator Spur Gear and Kettle Drive Motor Gear as a set.)	47059K
14	SET SCREW #10-32 X 3/16	41742
15	12/14 OZ. AGITATOR SHAFT	69712
16	SET COLLAR 5/16 ID 5/8 OD	46649
17	AGITATOR WEIGHT	69715
18	6 OZ. STIR ROD	69806

12/14 oz. Kettle Assembly (58014) – Agitator Assembly View



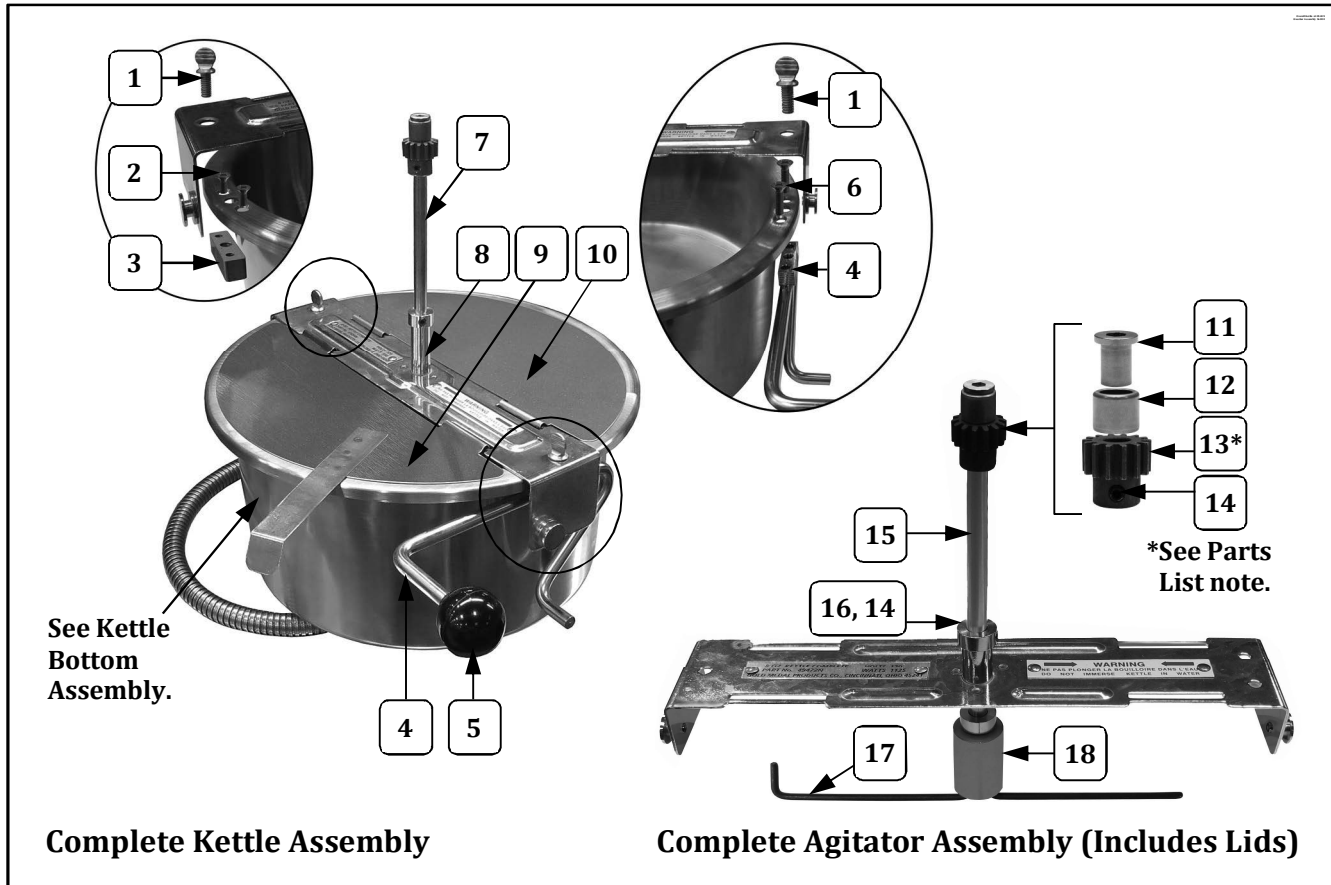
Item	Part Description	Part Number
		58014
1	1/4-20 X 1/2 THUMB SCREW	61059
2	8-32 x 1/2 FH MS PH	106064
3	KETTLE & SHELL BLOCK	61013
4	DUMP HANDLE - BLOCK WELDMENT	88769
5	DUMP HANDLE KNOB	47110
6	8-32 X 1 FL HD PH MS	20068
7	LID & AGITATOR ASSY (Complete Assembly)	58016
8	KETTLE CROSSBAR ASSEMBLY	58015
9	FRONT KETTLE LID	47720
10	REAR KETTLE LID	47119
11	AGITATOR BEARING HUB	43434
12	NEEDLE BEARING	47106
13	SPUR GEAR KIT (Includes 2 gears with set screws. Always replace Agitator Spur Gear and Kettle Drive Motor Gear as a set.)	47059K
14	SET SCREW #10-32 X 3/16	41742
15	12/14 OZ. AGITATOR SHAFT	69712
16	SET COLLAR 5/16 ID 5/8 OD	46649
17	AGITATOR WEIGHT	69715
18	6 OZ. STIR ROD	69806

12/14 oz. Kettle Assembly (58014) – Agitator Assembly View



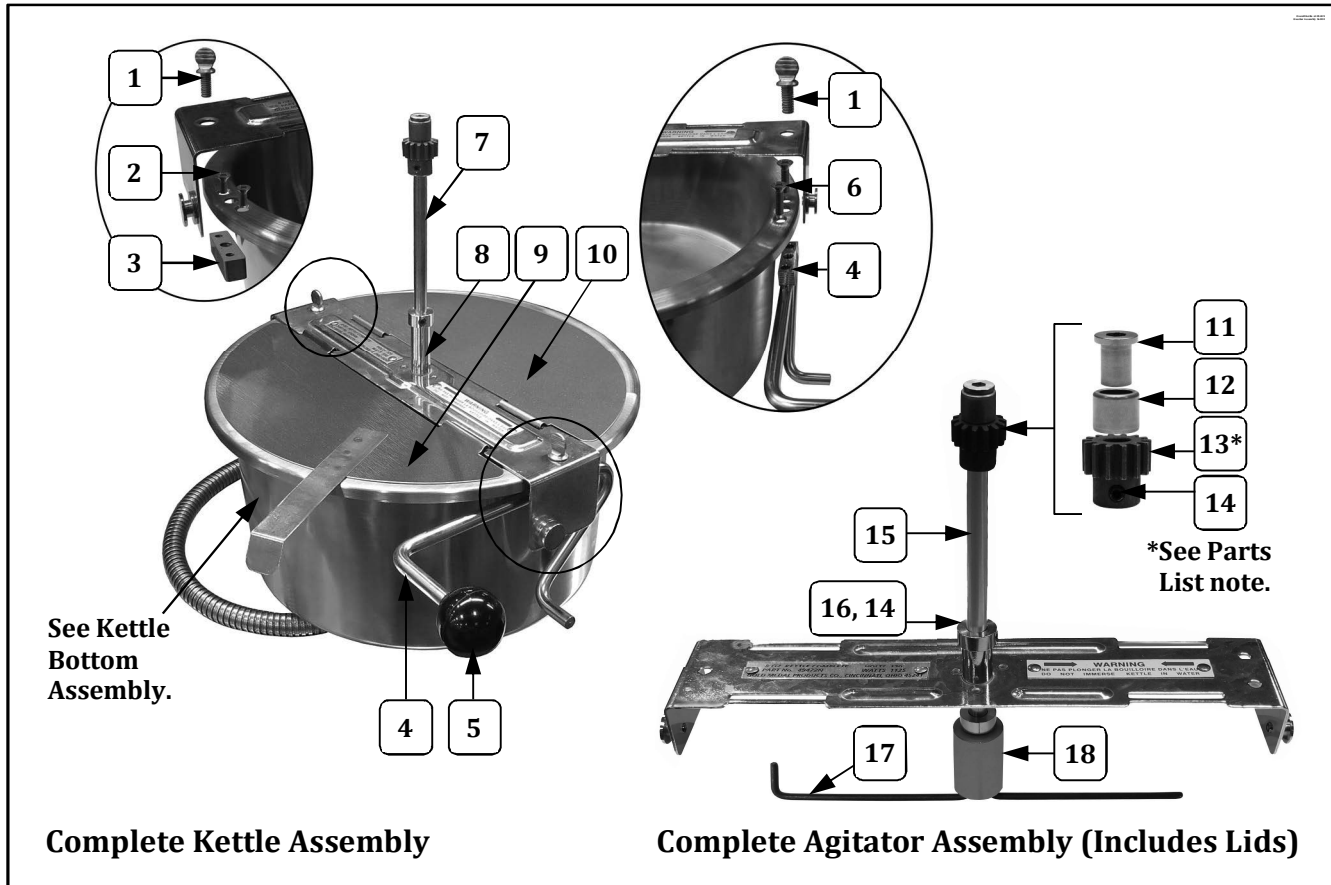
Item	Part Description	Part Number
		58014
1	1/4-20 X 1/2 THUMB SCREW	61059
2	8-32 x 1/2 FH MS PH	106064
3	KETTLE & SHELL BLOCK	61013
4	DUMP HANDLE - BLOCK WELDMENT	88769
5	DUMP HANDLE KNOB	47110
6	8-32 X 1 FL HD PH MS	20068
7	LID & AGITATOR ASSY (Complete Assembly)	58016
8	KETTLE CROSSBAR ASSEMBLY	58015
9	FRONT KETTLE LID	47720
10	REAR KETTLE LID	47119
11	AGITATOR BEARING HUB	43434
12	NEEDLE BEARING	47106
13	SPUR GEAR KIT (Includes 2 gears with set screws. Always replace Agitator Spur Gear and Kettle Drive Motor Gear as a set.)	47059K
14	SET SCREW #10-32 X 3/16	41742
15	12/14 OZ. AGITATOR SHAFT	69712
16	SET COLLAR 5/16 ID 5/8 OD	46649
17	AGITATOR WEIGHT	69715
18	6 OZ. STIR ROD	69806

12/14 oz. Kettle Assembly (58014) – Agitator Assembly View



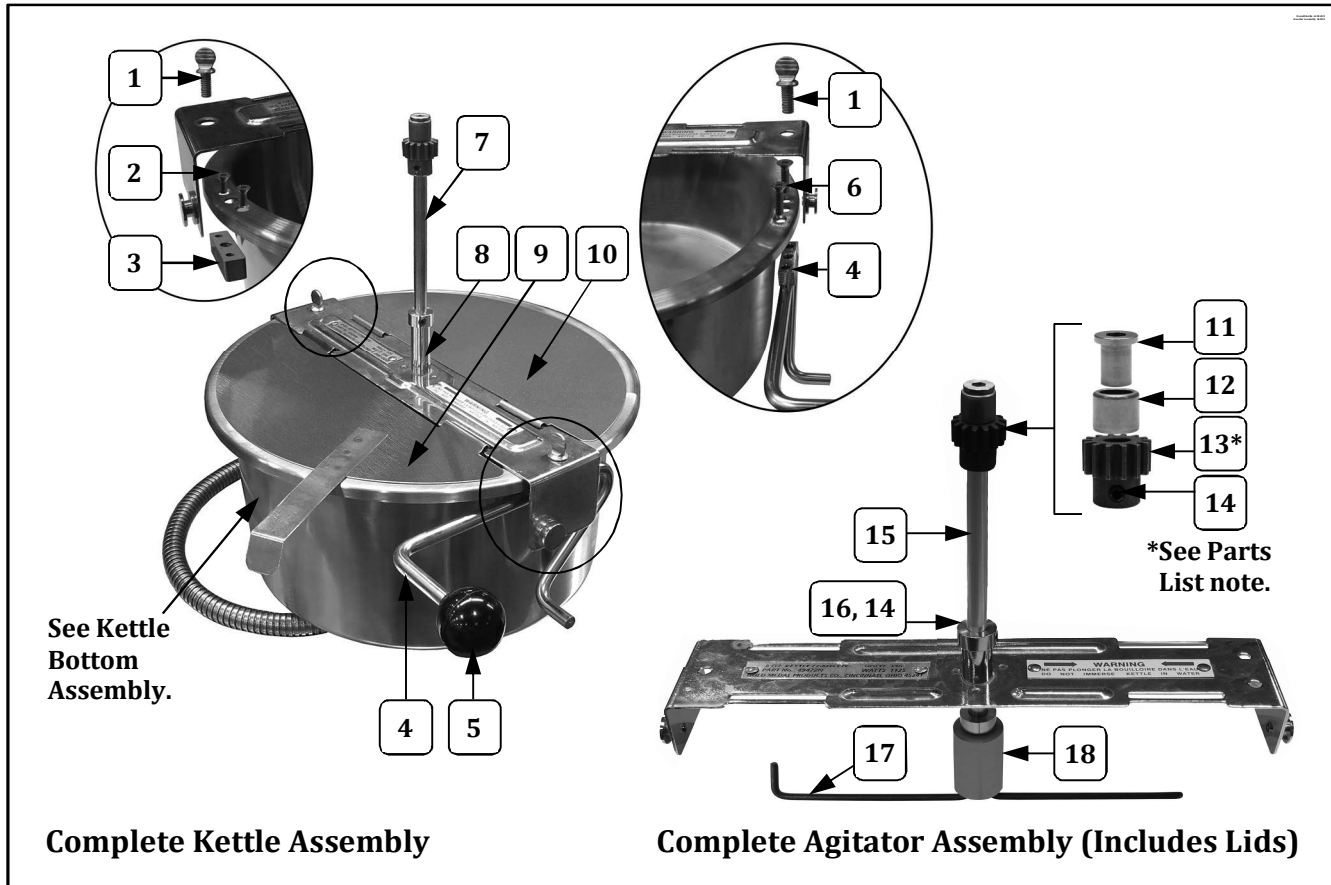
Item	Part Description	Part Number
		58014
1	1/4-20 X 1/2 THUMB SCREW	61059
2	8-32 x 1/2 FH MS PH	106064
3	KETTLE & SHELL BLOCK	61013
4	DUMP HANDLE - BLOCK WELDMENT	88769
5	DUMP HANDLE KNOB	47110
6	8-32 X 1 FL HD PH MS	20068
7	LID & AGITATOR ASSY (Complete Assembly)	58016
8	KETTLE CROSSBAR ASSEMBLY	58015
9	FRONT KETTLE LID	47720
10	REAR KETTLE LID	47119
11	AGITATOR BEARING HUB	43434
12	NEEDLE BEARING	47106
13	SPUR GEAR KIT (Includes 2 gears with set screws. Always replace Agitator Spur Gear and Kettle Drive Motor Gear as a set.)	47059K
14	SET SCREW #10-32 X 3/16	41742
15	12/14 OZ. AGITATOR SHAFT	69712
16	SET COLLAR 5/16 ID 5/8 OD	46649
17	AGITATOR WEIGHT	69715
18	6 OZ. STIR ROD	69806

12/14 oz. Kettle Assembly (58014) – Agitator Assembly View



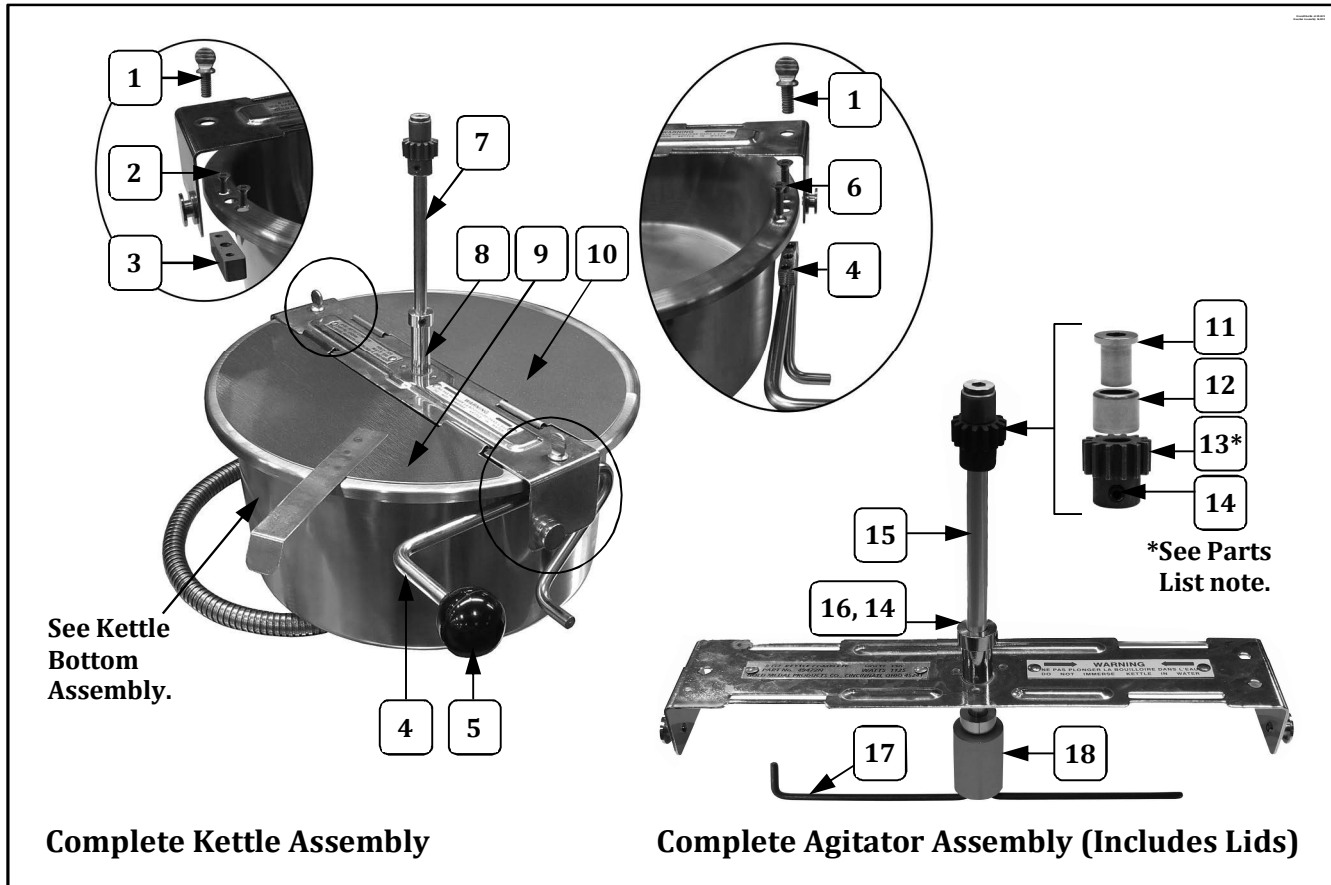
Item	Part Description	Part Number
		58014
1	1/4-20 X 1/2 THUMB SCREW	61059
2	8-32 x 1/2 FH MS PH	106064
3	KETTLE & SHELL BLOCK	61013
4	DUMP HANDLE - BLOCK WELDMENT	88769
5	DUMP HANDLE KNOB	47110
6	8-32 X 1 FL HD PH MS	20068
7	LID & AGITATOR ASSY (Complete Assembly)	58016
8	KETTLE CROSSBAR ASSEMBLY	58015
9	FRONT KETTLE LID	47720
10	REAR KETTLE LID	47119
11	AGITATOR BEARING HUB	43434
12	NEEDLE BEARING	47106
13	SPUR GEAR KIT (Includes 2 gears with set screws. Always replace Agitator Spur Gear and Kettle Drive Motor Gear as a set.)	47059K
14	SET SCREW #10-32 X 3/16	41742
15	12/14 OZ. AGITATOR SHAFT	69712
16	SET COLLAR 5/16 ID 5/8 OD	46649
17	AGITATOR WEIGHT	69715
18	6 OZ. STIR ROD	69806

12/14 oz. Kettle Assembly (58014) – Agitator Assembly View



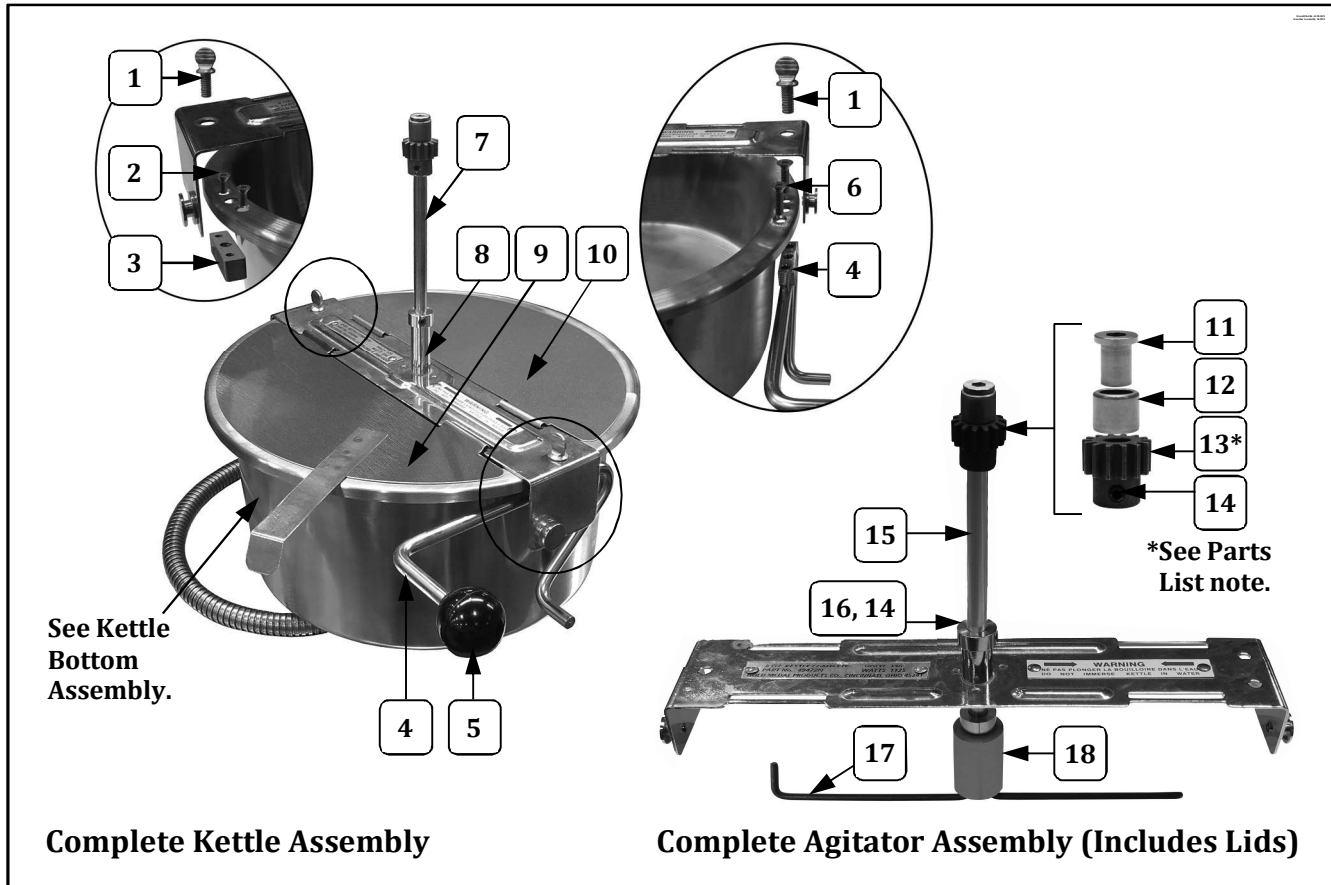
Item	Part Description	Part Number
		58014
1	1/4-20 X 1/2 THUMB SCREW	61059
2	8-32 x 1/2 FH MS PH	106064
3	KETTLE & SHELL BLOCK	61013
4	DUMP HANDLE - BLOCK WELDMENT	88769
5	DUMP HANDLE KNOB	47110
6	8-32 X 1 FL HD PH MS	20068
7	LID & AGITATOR ASSY (Complete Assembly)	58016
8	KETTLE CROSSBAR ASSEMBLY	58015
9	FRONT KETTLE LID	47720
10	REAR KETTLE LID	47119
11	AGITATOR BEARING HUB	43434
12	NEEDLE BEARING	47106
13	SPUR GEAR KIT (Includes 2 gears with set screws. Always replace Agitator Spur Gear and Kettle Drive Motor Gear as a set.)	47059K
14	SET SCREW #10-32 X 3/16	41742
15	12/14 OZ. AGITATOR SHAFT	69712
16	SET COLLAR 5/16 ID 5/8 OD	46649
17	AGITATOR WEIGHT	69715
18	6 OZ. STIR ROD	69806

12/14 oz. Kettle Assembly (58014) – Agitator Assembly View



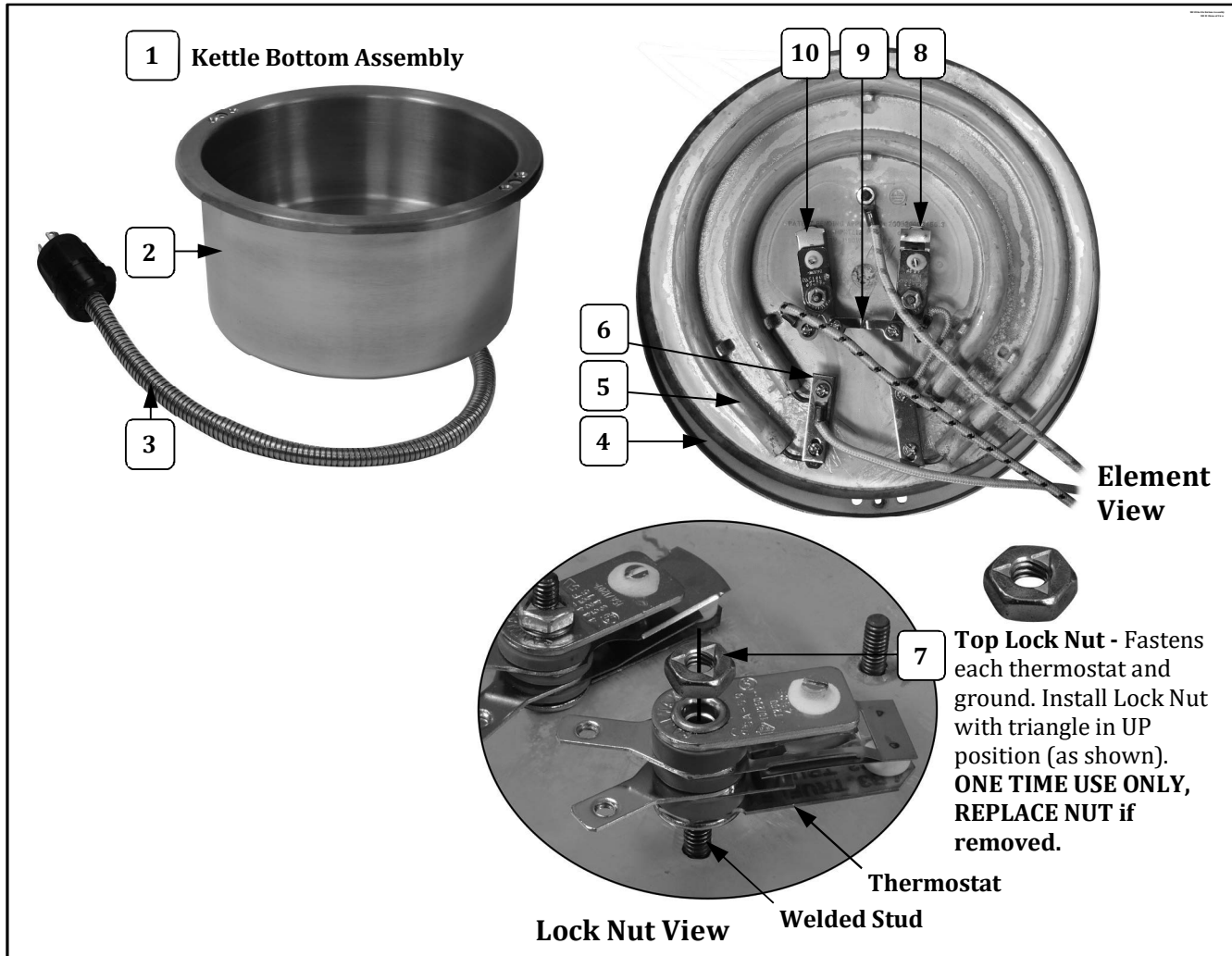
Item	Part Description	Part Number
		58014
1	1/4-20 X 1/2 THUMB SCREW	61059
2	8-32 x 1/2 FH MS PH	106064
3	KETTLE & SHELL BLOCK	61013
4	DUMP HANDLE - BLOCK WELDMENT	88769
5	DUMP HANDLE KNOB	47110
6	8-32 X 1 FL HD PH MS	20068
7	LID & AGITATOR ASSY (Complete Assembly)	58016
8	KETTLE CROSSBAR ASSEMBLY	58015
9	FRONT KETTLE LID	47720
10	REAR KETTLE LID	47119
11	AGITATOR BEARING HUB	43434
12	NEEDLE BEARING	47106
13	SPUR GEAR KIT (Includes 2 gears with set screws. Always replace Agitator Spur Gear and Kettle Drive Motor Gear as a set.)	47059K
14	SET SCREW #10-32 X 3/16	41742
15	12/14 OZ. AGITATOR SHAFT	69712
16	SET COLLAR 5/16 ID 5/8 OD	46649
17	AGITATOR WEIGHT	69715
18	6 OZ. STIR ROD	69806

12/14 oz. Kettle Assembly (58014) – Agitator Assembly View



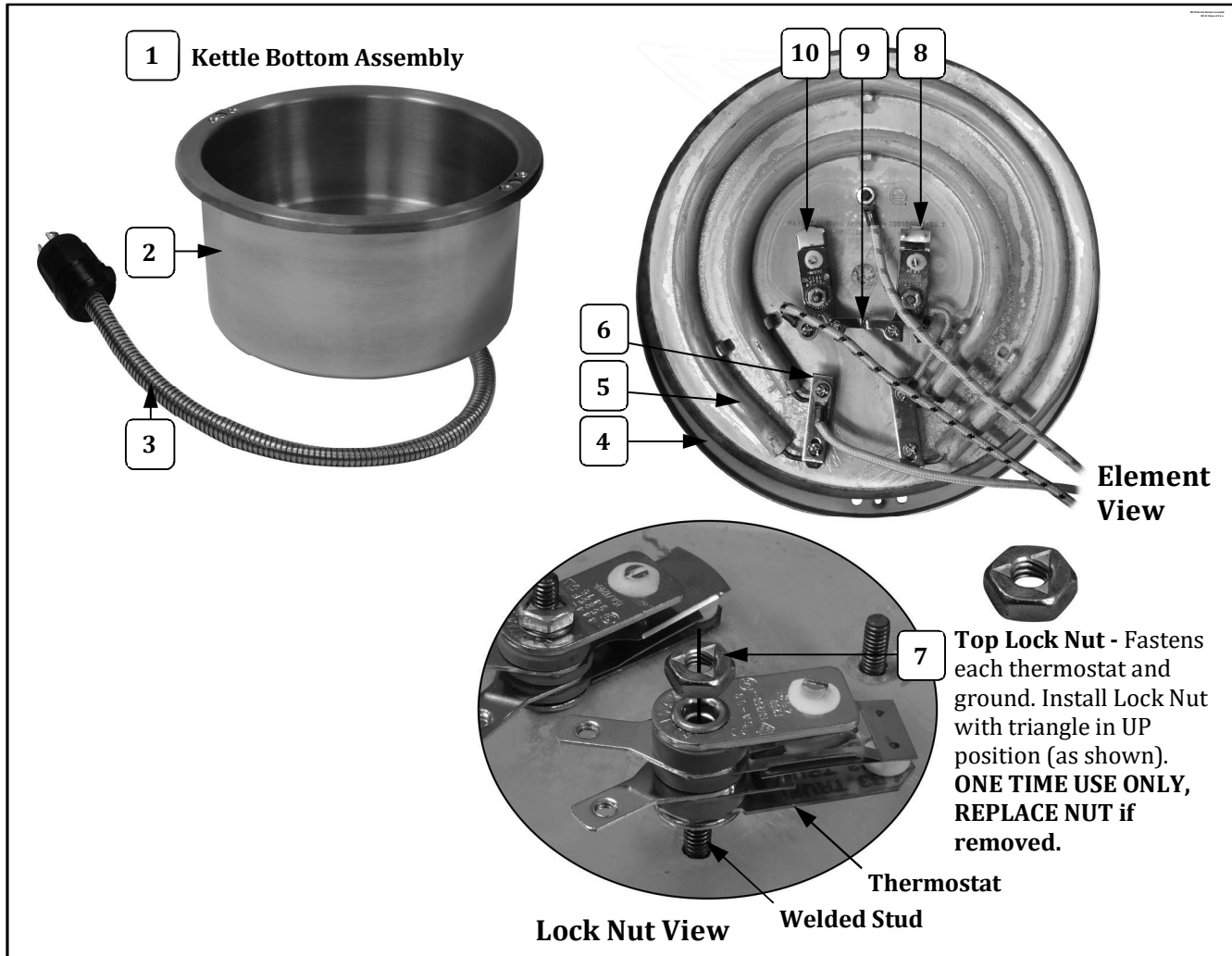
Item	Part Description	Part Number
		58014
1	1/4-20 X 1/2 THUMB SCREW	61059
2	8-32 x 1/2 FH MS PH	106064
3	KETTLE & SHELL BLOCK	61013
4	DUMP HANDLE - BLOCK WELDMENT	88769
5	DUMP HANDLE KNOB	47110
6	8-32 X 1 FL HD PH MS	20068
7	LID & AGITATOR ASSY (Complete Assembly)	58016
8	KETTLE CROSSBAR ASSEMBLY	58015
9	FRONT KETTLE LID	47720
10	REAR KETTLE LID	47119
11	AGITATOR BEARING HUB	43434
12	NEEDLE BEARING	47106
13	SPUR GEAR KIT (Includes 2 gears with set screws. Always replace Agitator Spur Gear and Kettle Drive Motor Gear as a set.)	47059K
14	SET SCREW #10-32 X 3/16	41742
15	12/14 OZ. AGITATOR SHAFT	69712
16	SET COLLAR 5/16 ID 5/8 OD	46649
17	AGITATOR WEIGHT	69715
18	6 OZ. STIR ROD	69806

12/14 oz. Kettle Assembly (58014) – Kettle Bottom View



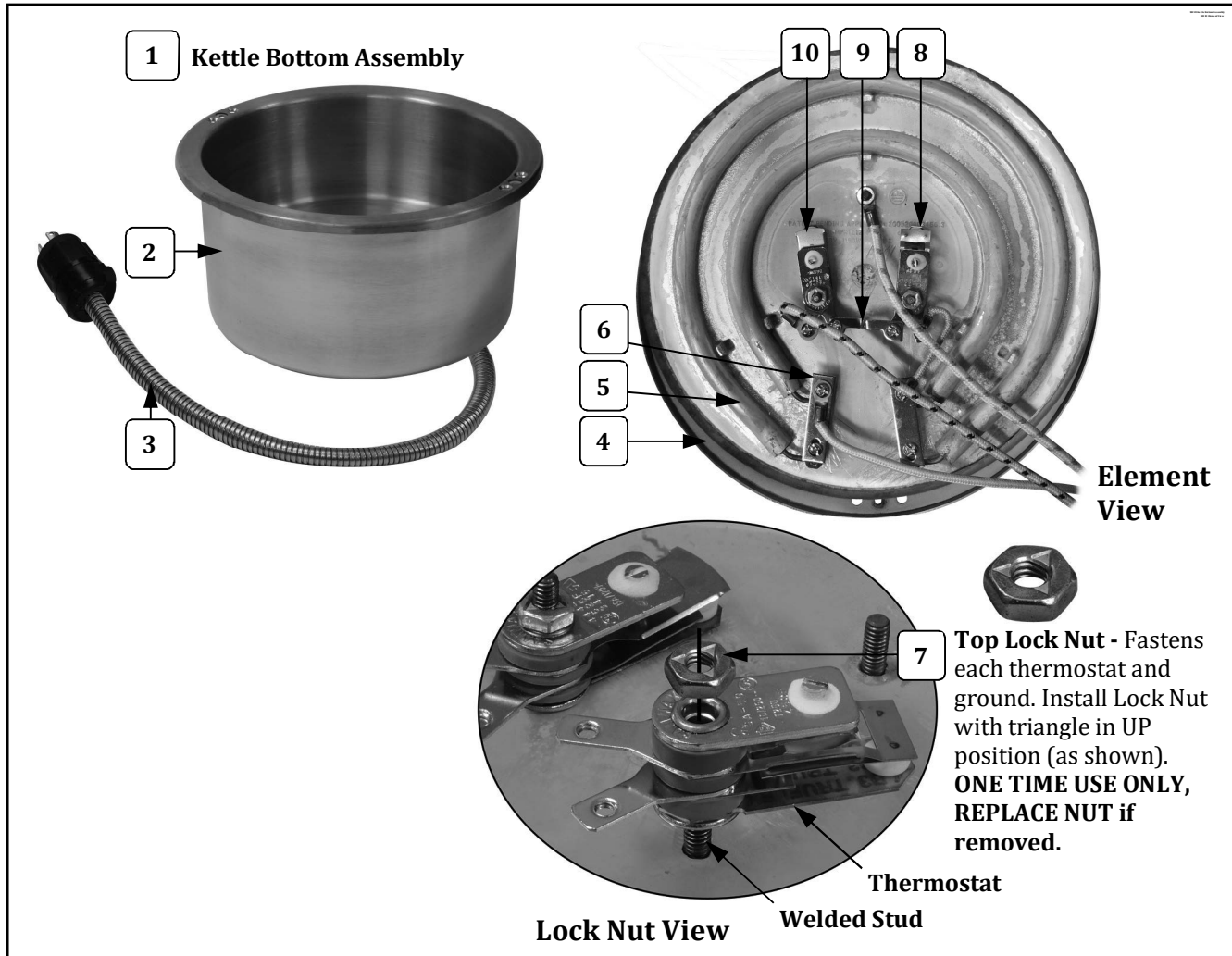
Item	Part Description	Part Number
		58014
1	12/14 OZ. KETTLE BOTTOM ASSEMBLY (includes parts listed below)	58012
2	KETTLE SHELL	61017
3	KETTLE LEAD ASSY	61226
4	KETTLE GASKET	61012
5	KETTLE INTEGRAL HTR 12/14	58011
6	12/14OZ SHUNT BAR	77879
7	8-32 TOP LOCK NUT (always replace if removed)	67943
8	482°F THERMOSTAT (includes two 6-32 screws)	76708
9	THERMOSTAT SHUNT BAR	47193
10	550°F THERMOSTAT (includes two 6-32 screws)	77108

12/14 oz. Kettle Assembly (58014) – Kettle Bottom View



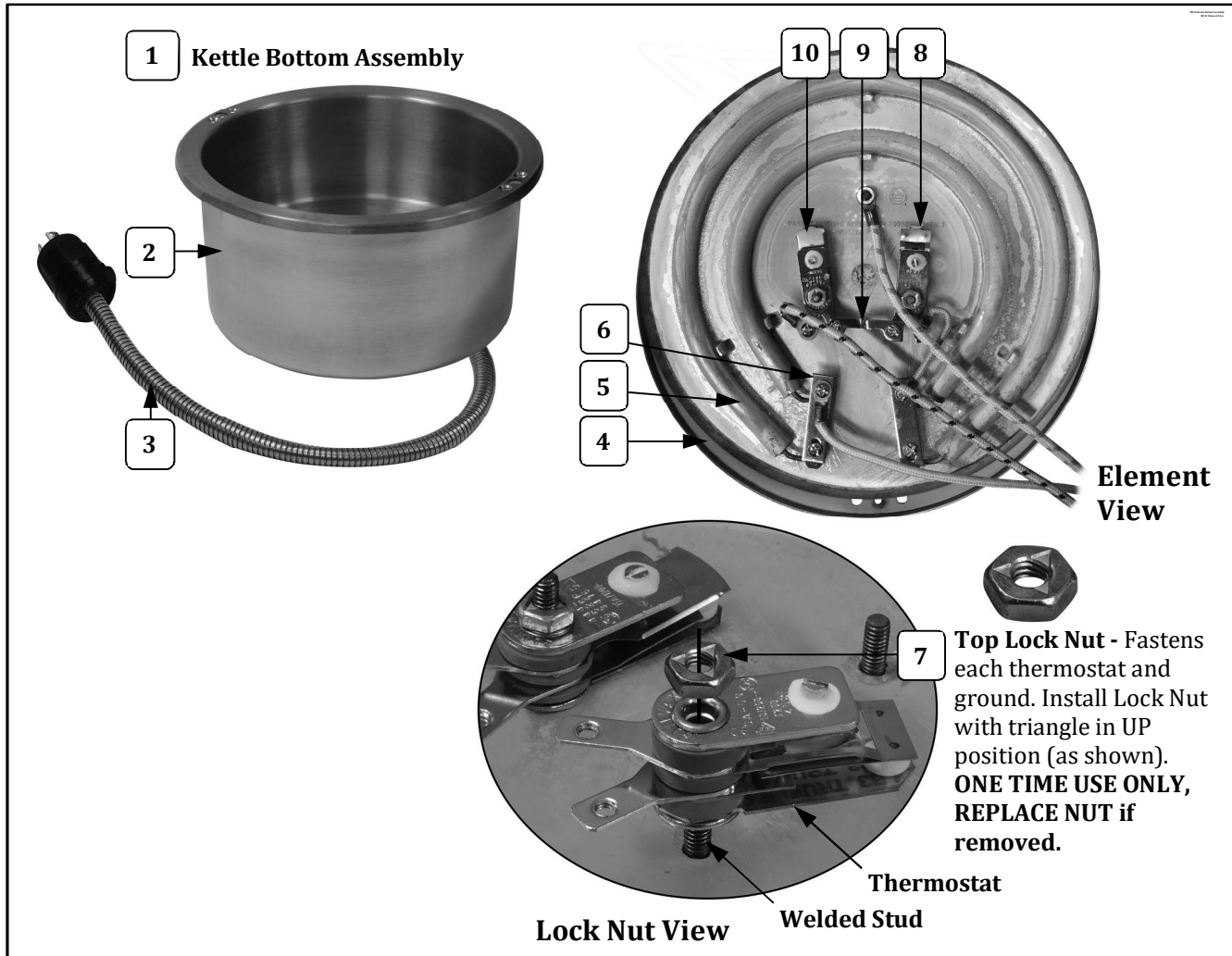
Item	Part Description	Part Number
		58014
1	12/14 OZ. KETTLE BOTTOM ASSEMBLY (includes parts listed below)	58012
2	KETTLE SHELL	61017
3	KETTLE LEAD ASSY	61226
4	KETTLE GASKET	61012
5	KETTLE INTEGRAL HTR 12/14	58011
6	12/14OZ SHUNT BAR	77879
7	8-32 TOP LOCK NUT (always replace if removed)	67943
8	482°F THERMOSTAT (includes two 6-32 screws)	76708
9	THERMOSTAT SHUNT BAR	47193
10	550°F THERMOSTAT (includes two 6-32 screws)	77108

12/14 oz. Kettle Assembly (58014) – Kettle Bottom View



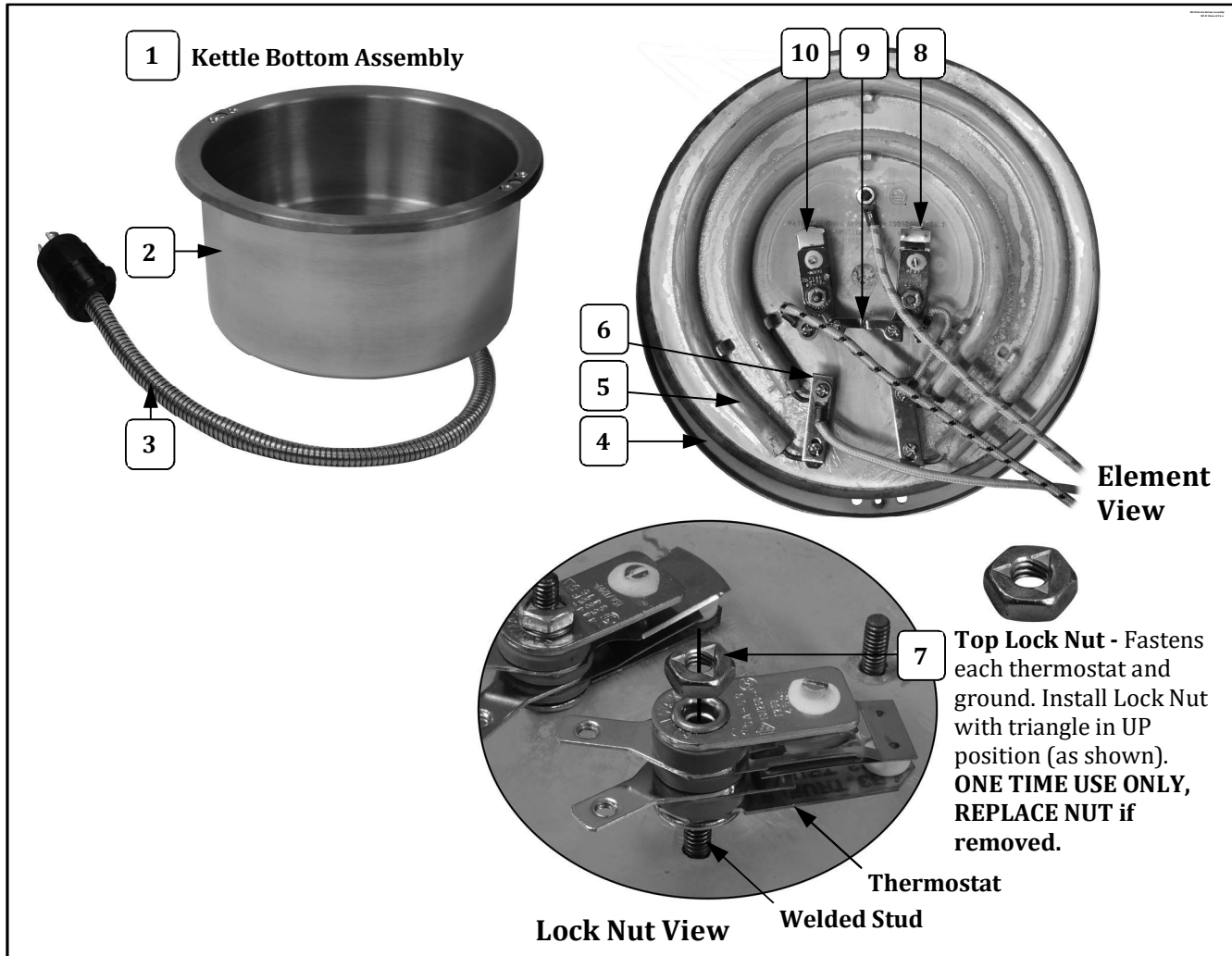
Item	Part Description	Part Number
		58014
1	12/14 OZ. KETTLE BOTTOM ASSEMBLY (includes parts listed below)	58012
2	KETTLE SHELL	61017
3	KETTLE LEAD ASSY	61226
4	KETTLE GASKET	61012
5	KETTLE INTEGRAL HTR 12/14	58011
6	12/14OZ SHUNT BAR	77879
7	8-32 TOP LOCK NUT (always replace if removed)	67943
8	482°F THERMOSTAT (includes two 6-32 screws)	76708
9	THERMOSTAT SHUNT BAR	47193
10	550°F THERMOSTAT (includes two 6-32 screws)	77108

12/14 oz. Kettle Assembly (58014) – Kettle Bottom View



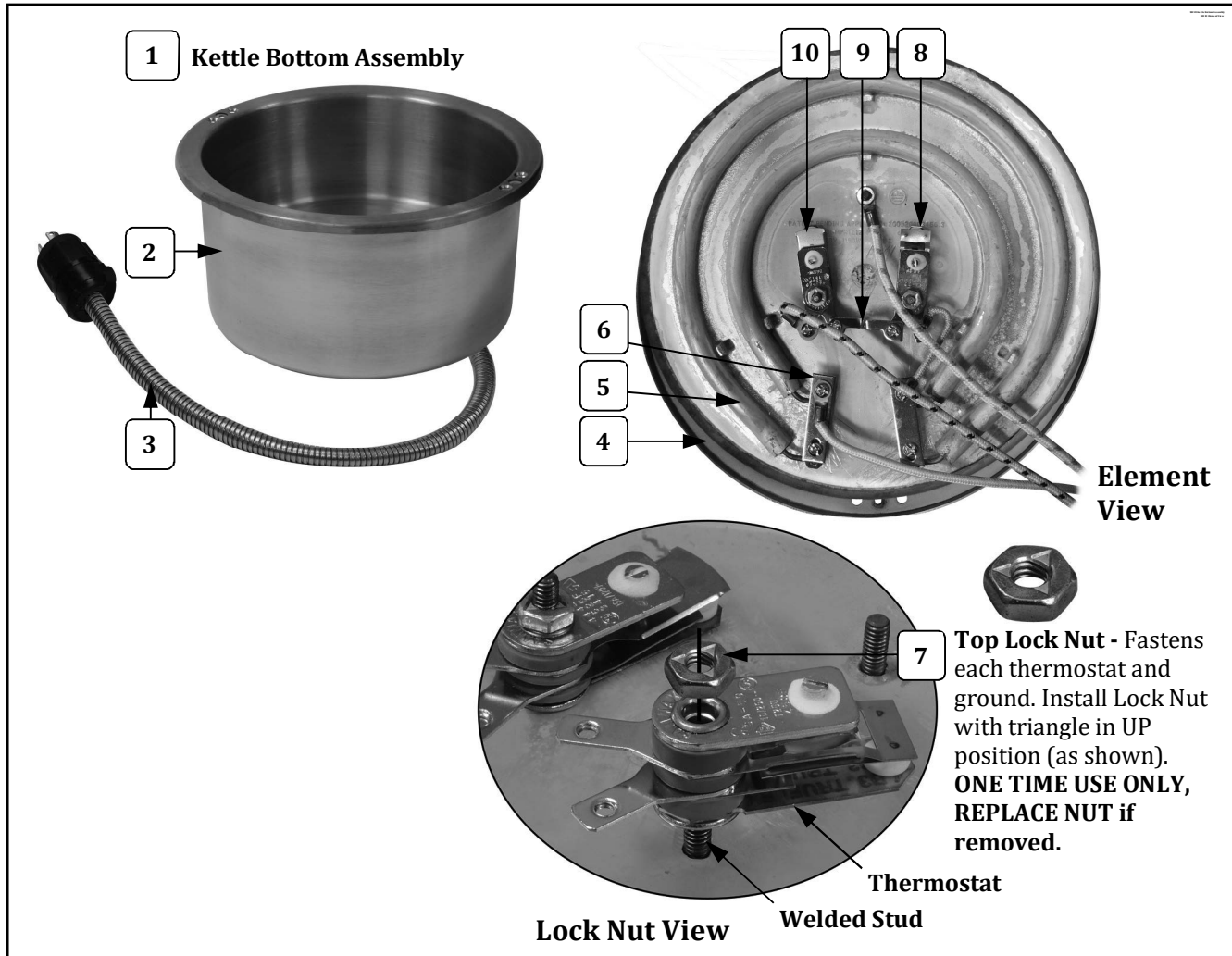
Item	Part Description	Part Number
		58014
1	12/14 OZ. KETTLE BOTTOM ASSEMBLY (includes parts listed below)	58012
2	KETTLE SHELL	61017
3	KETTLE LEAD ASSY	61226
4	KETTLE GASKET	61012
5	KETTLE INTEGRAL HTR 12/14	58011
6	12/14OZ SHUNT BAR	77879
7	8-32 TOP LOCK NUT (always replace if removed)	67943
8	482°F THERMOSTAT (includes two 6-32 screws)	76708
9	THERMOSTAT SHUNT BAR	47193
10	550°F THERMOSTAT (includes two 6-32 screws)	77108

12/14 oz. Kettle Assembly (58014) – Kettle Bottom View



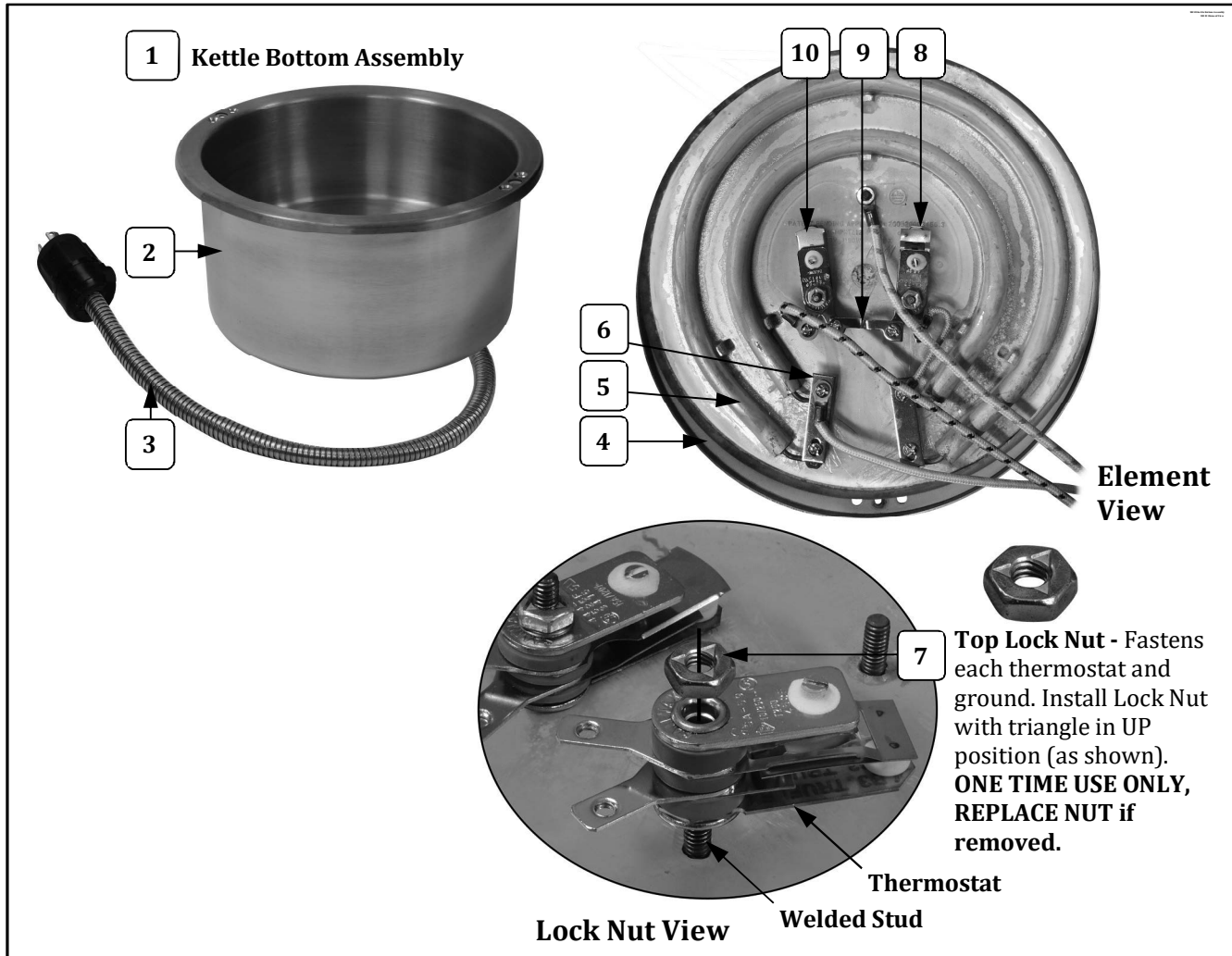
Item	Part Description	Part Number
		58014
1	12/14 OZ. KETTLE BOTTOM ASSEMBLY (includes parts listed below)	58012
2	KETTLE SHELL	61017
3	KETTLE LEAD ASSY	61226
4	KETTLE GASKET	61012
5	KETTLE INTEGRAL HTR 12/14	58011
6	12/14OZ SHUNT BAR	77879
7	8-32 TOP LOCK NUT (always replace if removed)	67943
8	482°F THERMOSTAT (includes two 6-32 screws)	76708
9	THERMOSTAT SHUNT BAR	47193
10	550°F THERMOSTAT (includes two 6-32 screws)	77108

12/14 oz. Kettle Assembly (58014) – Kettle Bottom View



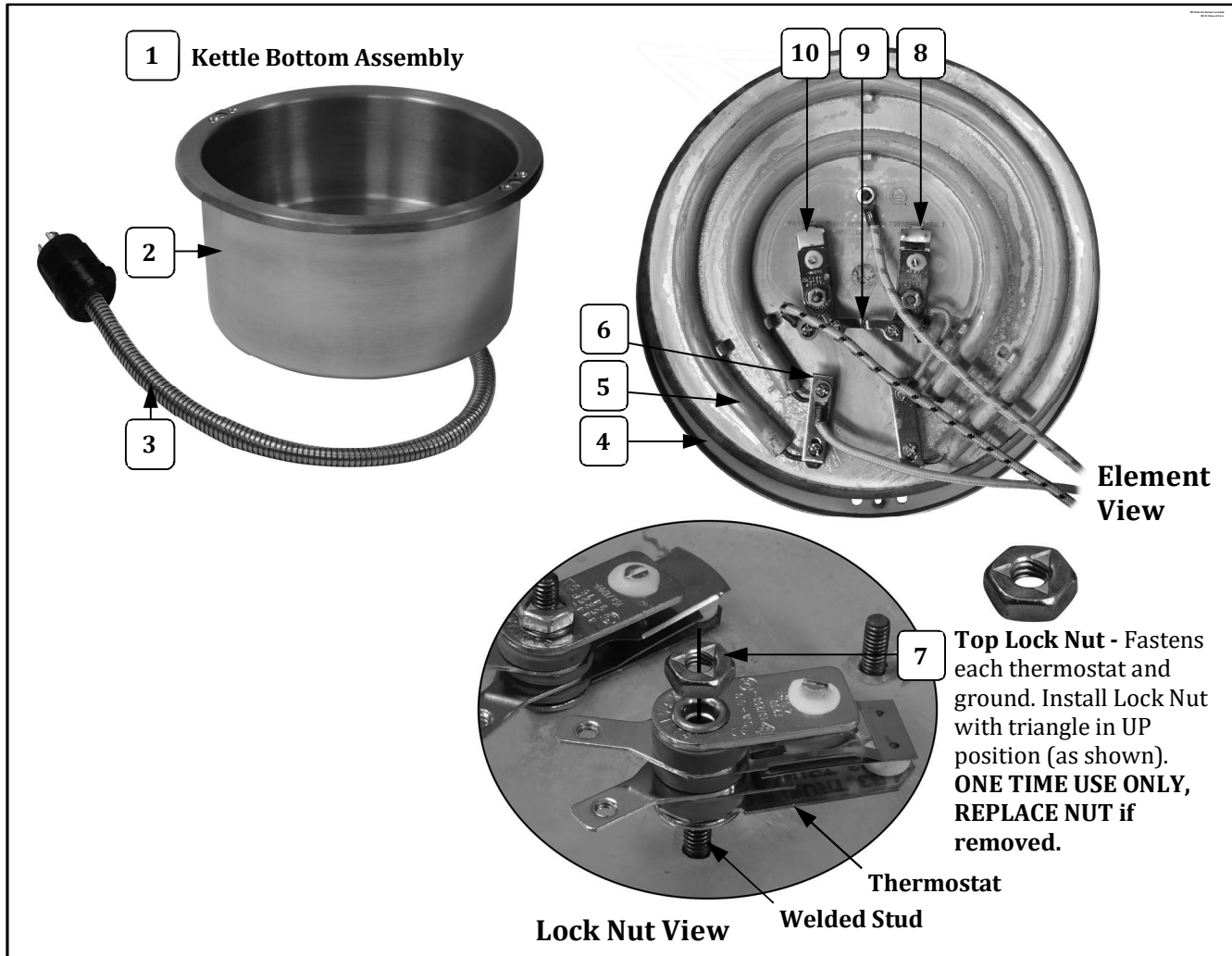
Item	Part Description	Part Number
		58014
1	12/14 OZ. KETTLE BOTTOM ASSEMBLY (includes parts listed below)	58012
2	KETTLE SHELL	61017
3	KETTLE LEAD ASSY	61226
4	KETTLE GASKET	61012
5	KETTLE INTEGRAL HTR 12/14	58011
6	12/14OZ SHUNT BAR	77879
7	8-32 TOP LOCK NUT (always replace if removed)	67943
8	482°F THERMOSTAT (includes two 6-32 screws)	76708
9	THERMOSTAT SHUNT BAR	47193
10	550°F THERMOSTAT (includes two 6-32 screws)	77108

12/14 oz. Kettle Assembly (58014) – Kettle Bottom View



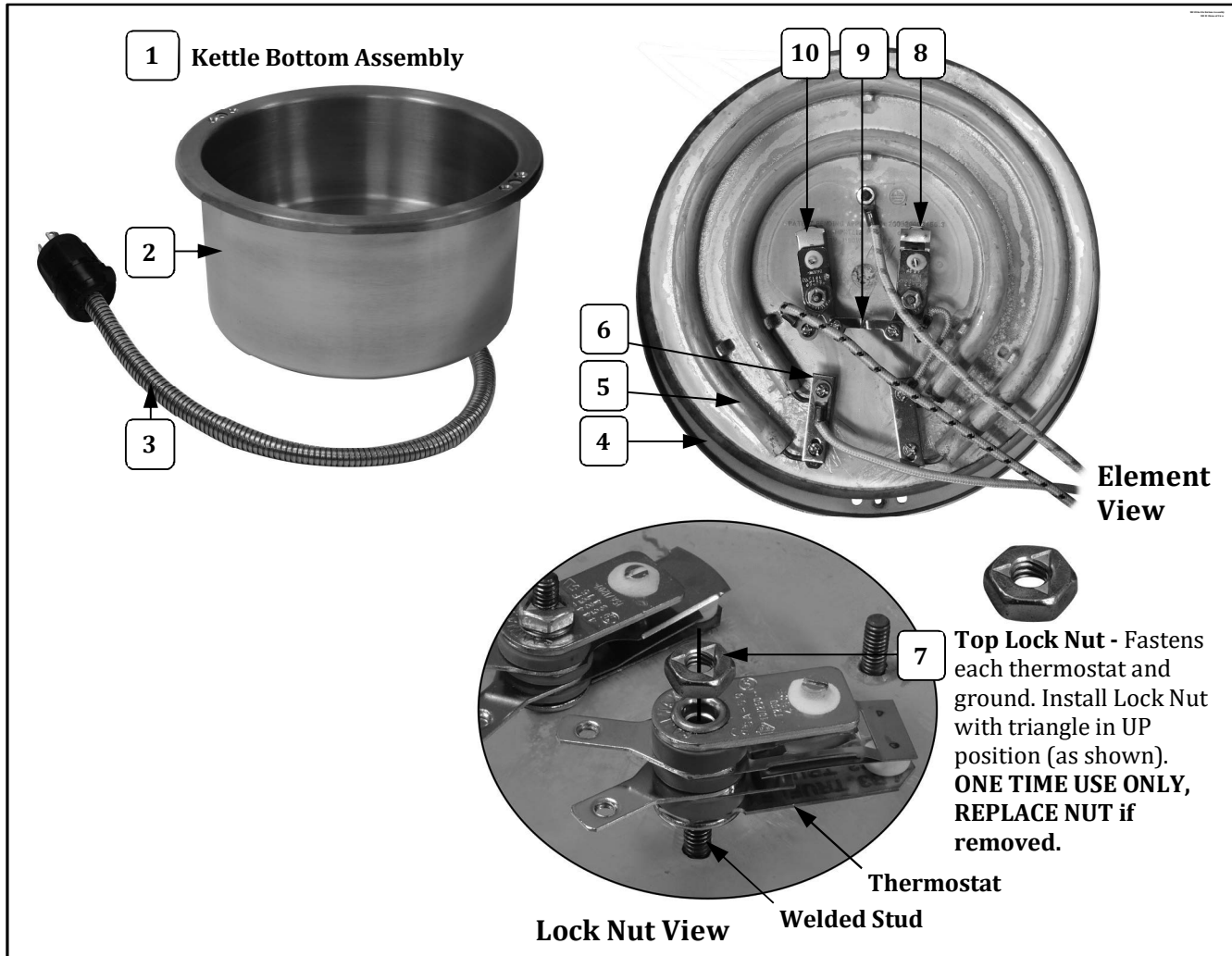
Item	Part Description	Part Number
		58014
1	12/14 OZ. KETTLE BOTTOM ASSEMBLY (includes parts listed below)	58012
2	KETTLE SHELL	61017
3	KETTLE LEAD ASSY	61226
4	KETTLE GASKET	61012
5	KETTLE INTEGRAL HTR 12/14	58011
6	12/14OZ SHUNT BAR	77879
7	8-32 TOP LOCK NUT (always replace if removed)	67943
8	482°F THERMOSTAT (includes two 6-32 screws)	76708
9	THERMOSTAT SHUNT BAR	47193
10	550°F THERMOSTAT (includes two 6-32 screws)	77108

12/14 oz. Kettle Assembly (58014) – Kettle Bottom View



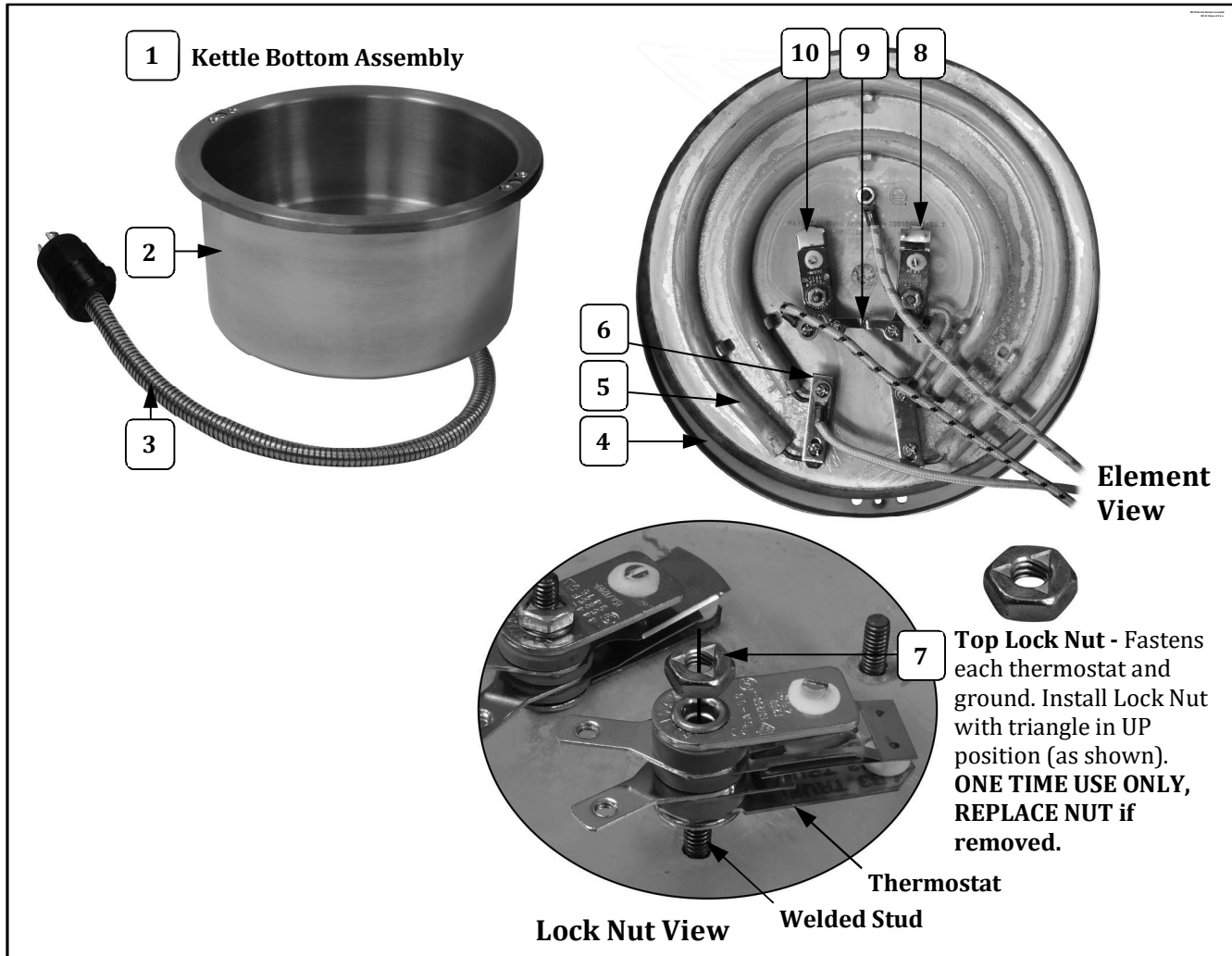
Item	Part Description	Part Number
		58014
1	12/14 OZ. KETTLE BOTTOM ASSEMBLY (includes parts listed below)	58012
2	KETTLE SHELL	61017
3	KETTLE LEAD ASSY	61226
4	KETTLE GASKET	61012
5	KETTLE INTEGRAL HTR 12/14	58011
6	12/14OZ SHUNT BAR	77879
7	8-32 TOP LOCK NUT (always replace if removed)	67943
8	482°F THERMOSTAT (includes two 6-32 screws)	76708
9	THERMOSTAT SHUNT BAR	47193
10	550°F THERMOSTAT (includes two 6-32 screws)	77108

12/14 oz. Kettle Assembly (58014) – Kettle Bottom View



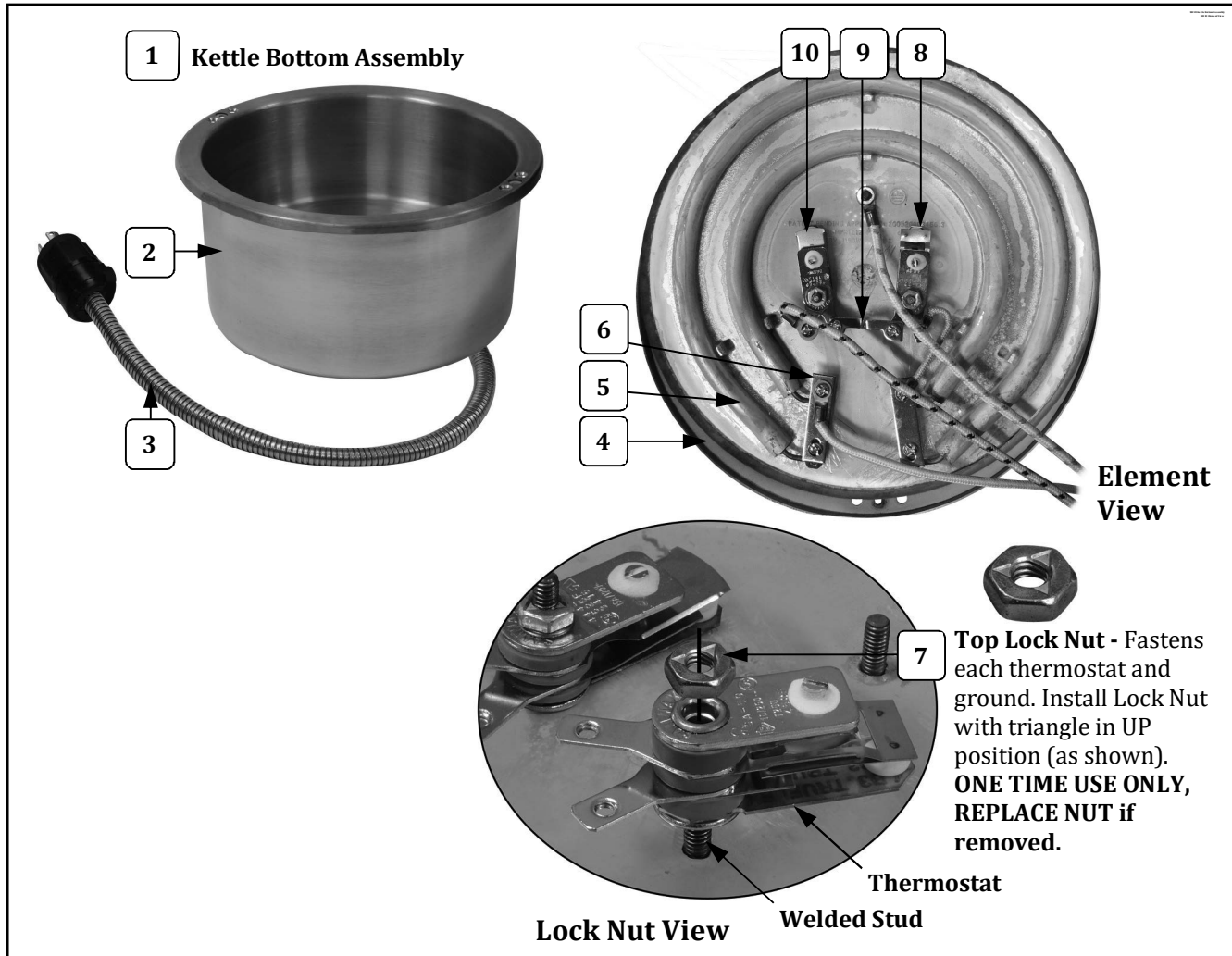
Item	Part Description	Part Number
		58014
1	12/14 OZ. KETTLE BOTTOM ASSEMBLY (includes parts listed below)	58012
2	KETTLE SHELL	61017
3	KETTLE LEAD ASSY	61226
4	KETTLE GASKET	61012
5	KETTLE INTEGRAL HTR 12/14	58011
6	12/14OZ SHUNT BAR	77879
7	8-32 TOP LOCK NUT (always replace if removed)	67943
8	482°F THERMOSTAT (includes two 6-32 screws)	76708
9	THERMOSTAT SHUNT BAR	47193
10	550°F THERMOSTAT (includes two 6-32 screws)	77108

12/14 oz. Kettle Assembly (58014) – Kettle Bottom View



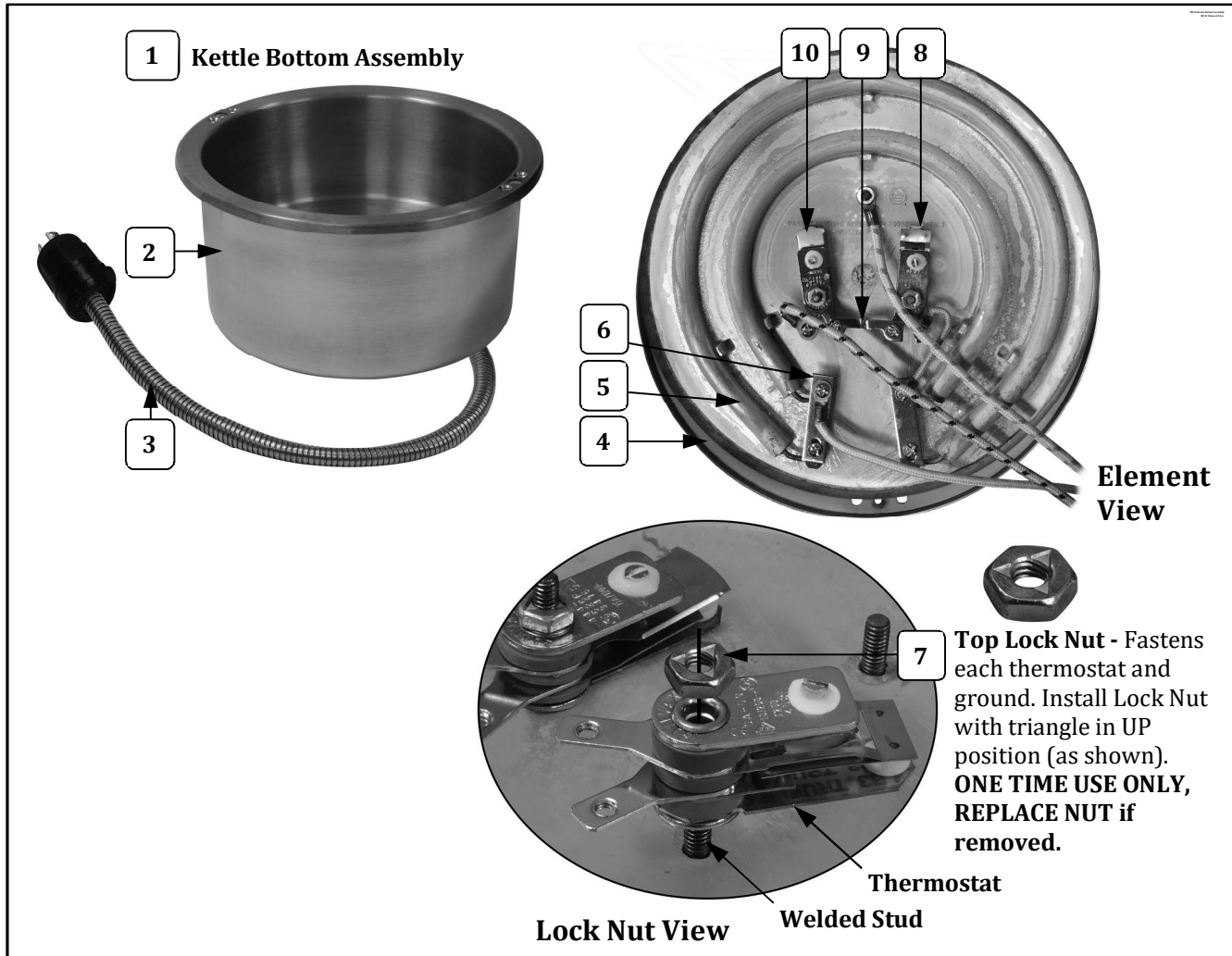
Item	Part Description	Part Number
		58014
1	12/14 OZ. KETTLE BOTTOM ASSEMBLY (includes parts listed below)	58012
2	KETTLE SHELL	61017
3	KETTLE LEAD ASSY	61226
4	KETTLE GASKET	61012
5	KETTLE INTEGRAL HTR 12/14	58011
6	12/14OZ SHUNT BAR	77879
7	8-32 TOP LOCK NUT (always replace if removed)	67943
8	482°F THERMOSTAT (includes two 6-32 screws)	76708
9	THERMOSTAT SHUNT BAR	47193
10	550°F THERMOSTAT (includes two 6-32 screws)	77108

12/14 oz. Kettle Assembly (58014) – Kettle Bottom View




Item	Part Description	Part Number
		58014
1	12/14 OZ. KETTLE BOTTOM ASSEMBLY (includes parts listed below)	58012
2	KETTLE SHELL	61017
3	KETTLE LEAD ASSY	61226
4	KETTLE GASKET	61012
5	KETTLE INTEGRAL HTR 12/14	58011
6	12/14OZ SHUNT BAR	77879
7	8-32 TOP LOCK NUT (always replace if removed)	67943
8	482°F THERMOSTAT (includes two 6-32 screws)	76708
9	THERMOSTAT SHUNT BAR	47193
10	550°F THERMOSTAT (includes two 6-32 screws)	77108

12/14 oz. Kettle Assembly (58014) – Kettle Bottom View




Item	Part Description	Part Number
		58014
1	12/14 OZ. KETTLE BOTTOM ASSEMBLY (includes parts listed below)	58012
2	KETTLE SHELL	61017
3	KETTLE LEAD ASSY	61226
4	KETTLE GASKET	61012
5	KETTLE INTEGRAL HTR 12/14	58011
6	12/14OZ SHUNT BAR	77879
7	8-32 TOP LOCK NUT (always replace if removed)	67943
8	482°F THERMOSTAT (includes two 6-32 screws)	76708
9	THERMOSTAT SHUNT BAR	47193
10	550°F THERMOSTAT (includes two 6-32 screws)	77108

Cabinet Exterior – Front View




Item	Part Description	Part No.
1	8-32 X 3/8 SLT. HWH M/S	42044
2	DOME WELDMENT	111417
3	21 5/16" GLASS CHANNNEL (used on the side edges of the glass panels)	49844
4	16 1/4" GLASS CHANNEL (used on the top and bottom edges of the glass panels)	74172
5	GLIDE	47328
6	10-24 X 3/4" HEX HEAD	41314
7	CRUTCH TIP BLACK 70 DURO	49123

Cabinet Exterior – Front View




Item	Part Description	Part No.
1	8-32 X 3/8 SLT. HWH M/S	42044
2	DOME WELDMENT	111417
3	21 5/16" GLASS CHANNNEL (used on the side edges of the glass panels)	49844
4	16 1/4" GLASS CHANNEL (used on the top and bottom edges of the glass panels)	74172
5	GLIDE	47328
6	10-24 X 3/4" HEX HEAD	41314
7	CRUTCH TIP BLACK 70 DURO	49123

Cabinet Exterior – Front View




Item	Part Description	Part No.
1	8-32 X 3/8 SLT. HWH M/S	42044
2	DOME WELDMENT	111417
3	21 5/16" GLASS CHANNNEL (used on the side edges of the glass panels)	49844
4	16 1/4" GLASS CHANNEL (used on the top and bottom edges of the glass panels)	74172
5	GLIDE	47328
6	10-24 X 3/4" HEX HEAD	41314
7	CRUTCH TIP BLACK 70 DURO	49123

Cabinet Exterior – Front View




Item	Part Description	Part No.
1	8-32 X 3/8 SLT. HWH M/S	42044
2	DOM E WELDMENT	111417
3	21 5/16" GLASS CHANNNEL (used on the side edges of the glass panels)	49844
4	16 1/4" GLASS CHANNEL (used on the top and bottom edges of the glass panels)	74172
5	GLIDE	47328
6	10-24 X 3/4" HEX HEAD	41314
7	CRUTCH TIP BLACK 70 DURO	49123

Cabinet Exterior – Front View




Item	Part Description	Part No.
1	8-32 X 3/8 SLT. HWH M/S	42044
2	DOME WELDMENT	111417
3	21 5/16" GLASS CHANNNEL (used on the side edges of the glass panels)	49844
4	16 1/4" GLASS CHANNEL (used on the top and bottom edges of the glass panels)	74172
5	GLIDE	47328
6	10-24 X 3/4" HEX HEAD	41314
7	CRUTCH TIP BLACK 70 DURO	49123

Cabinet Exterior – Front View




Item	Part Description	Part No.
1	8-32 X 3/8 SLT. HWH M/S	42044
2	DOME WELDMENT	111417
3	21 5/16" GLASS CHANNNEL (used on the side edges of the glass panels)	49844
4	16 1/4" GLASS CHANNEL (used on the top and bottom edges of the glass panels)	74172
5	GLIDE	47328
6	10-24 X 3/4" HEX HEAD	41314
7	CRUTCH TIP BLACK 70 DURO	49123

Cabinet Exterior – Front View




Item	Part Description	Part No.
1	8-32 X 3/8 SLT. HWH M/S	42044
2	DOME WELDMENT	111417
3	21 5/16" GLASS CHANNNEL (used on the side edges of the glass panels)	49844
4	16 1/4" GLASS CHANNEL (used on the top and bottom edges of the glass panels)	74172
5	GLIDE	47328
6	10-24 X 3/4" HEX HEAD	41314
7	CRUTCH TIP BLACK 70 DURO	49123

Cabinet Exterior – Rear View



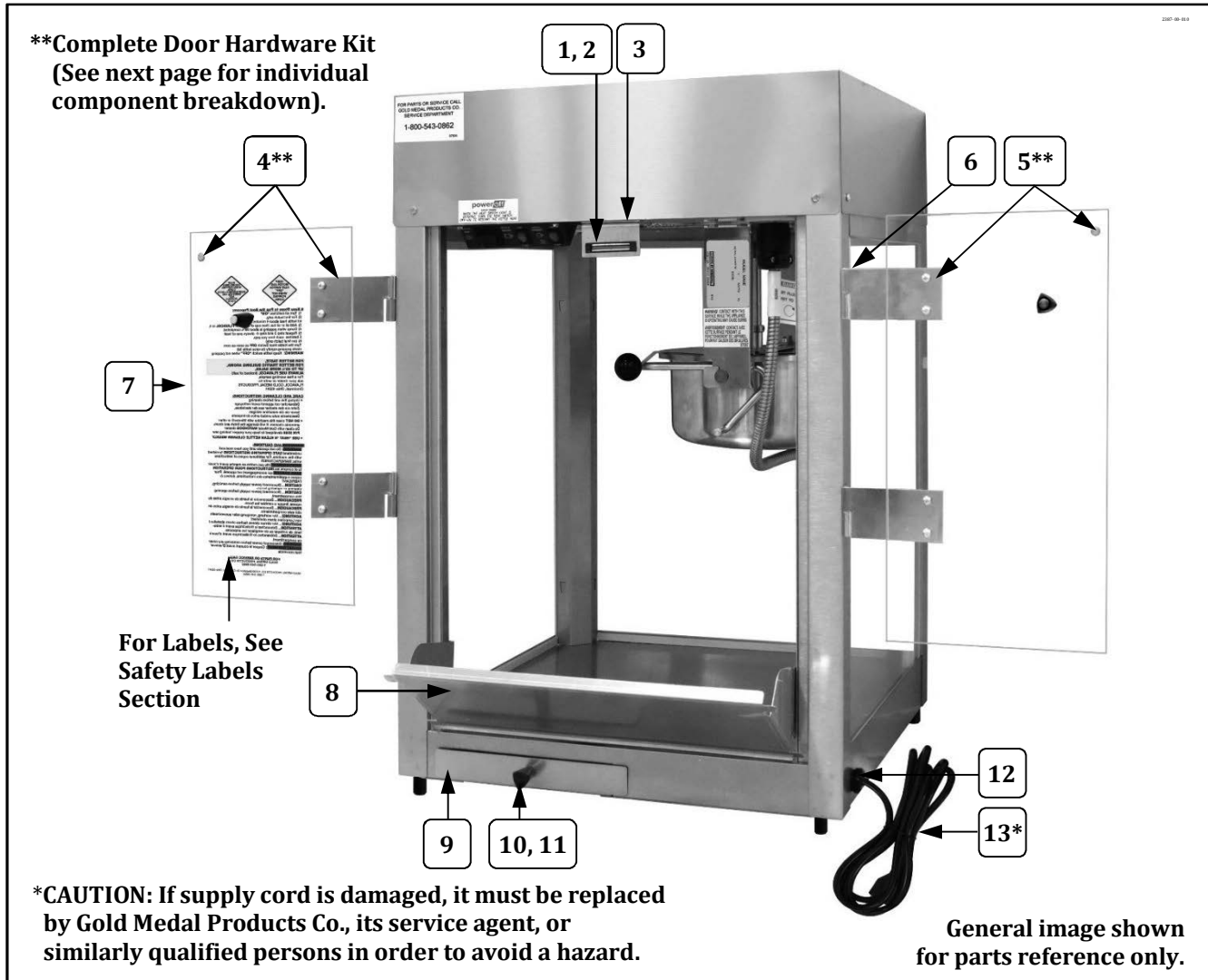
Item	Part Description	Part No.
1	MAGNETIC CATCH	47561
2	MAGNETIC CATCH BRACKET	41340
3	MAGNETIC BRACKET SHIM	38527
4**	COMPLETE LH DOOR HARDWARE KIT	47054
5**	COMPLETE RH DOOR HARDWARE KIT	47055
6	8-32 X 1/2 PHIL PAN M/S (fastens male hinges to the corner posts)	47141
7	DOOR	77774
8	DROP PANEL	77730
9	OLD MAID PAN	49100
10	LID LIFT KNOB	47120
11	8-32" X 3/8" PH PAN W/SEMS	42227
13	STRAIN RELIEF SR-7W-2	67060
12*	LEAD IN CORD 15 AMP PLUG	87085

Cabinet Exterior – Rear View



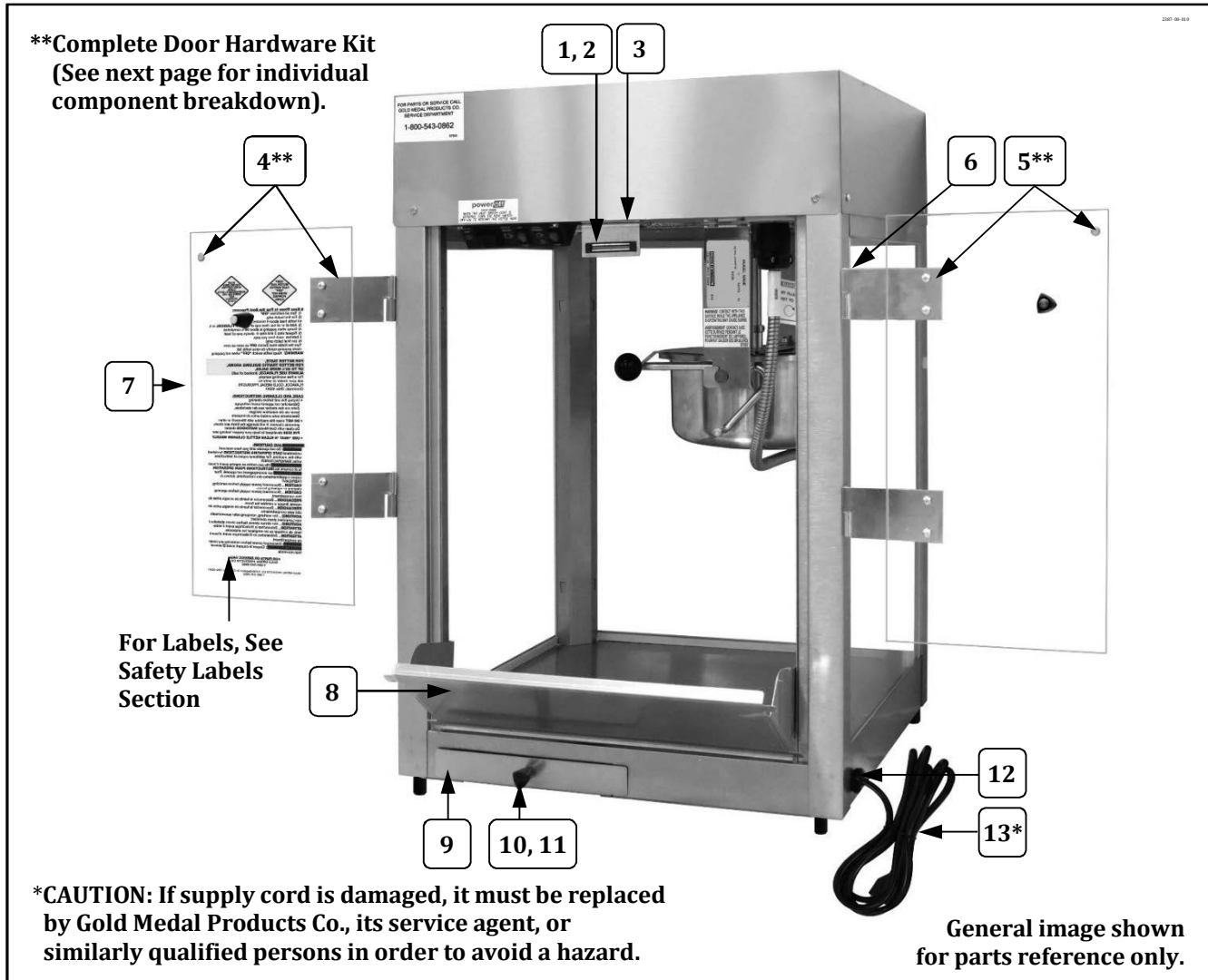
Item	Part Description	Part No.
1	MAGNETIC CATCH	47561
2	MAGNETIC CATCH BRACKET	41340
3	MAGNETIC BRACKET SHIM	38527
4**	COMPLETE LH DOOR HARDWARE KIT	47054
5**	COMPLETE RH DOOR HARDWARE KIT	47055
6	8-32 X 1/2 PHIL PAN M/S (fastens male hinges to the corner posts)	47141
7	DOOR	77774
8	DROP PANEL	77730
9	OLD MAID PAN	49100
10	LID LIFT KNOB	47120
11	8-32" X 3/8" PH PAN W/SEMS	42227
13	STRAIN RELIEF SR-7W-2	67060
12*	LEAD IN CORD 15 AMP PLUG	87085

Cabinet Exterior – Rear View




Item	Part Description	Part No.
1	MAGNETIC CATCH	47561
2	MAGNETIC CATCH BRACKET	41340
3	MAGNETIC BRACKET SHIM	38527
4**	COMPLETE LH DOOR HARDWARE KIT	47054
5**	COMPLETE RH DOOR HARDWARE KIT	47055
6	8-32 X 1/2 PHIL PAN M/S (fastens male hinges to the corner posts)	47141
7	DOOR	77774
8	DROP PANEL	77730
9	OLD MAID PAN	49100
10	LID LIFT KNOB	47120
11	8-32" X 3/8" PH PAN W/SEMS	42227
13	STRAIN RELIEF SR-7W-2	67060
12*	LEAD IN CORD 15 AMP PLUG	87085

Cabinet Exterior – Rear View



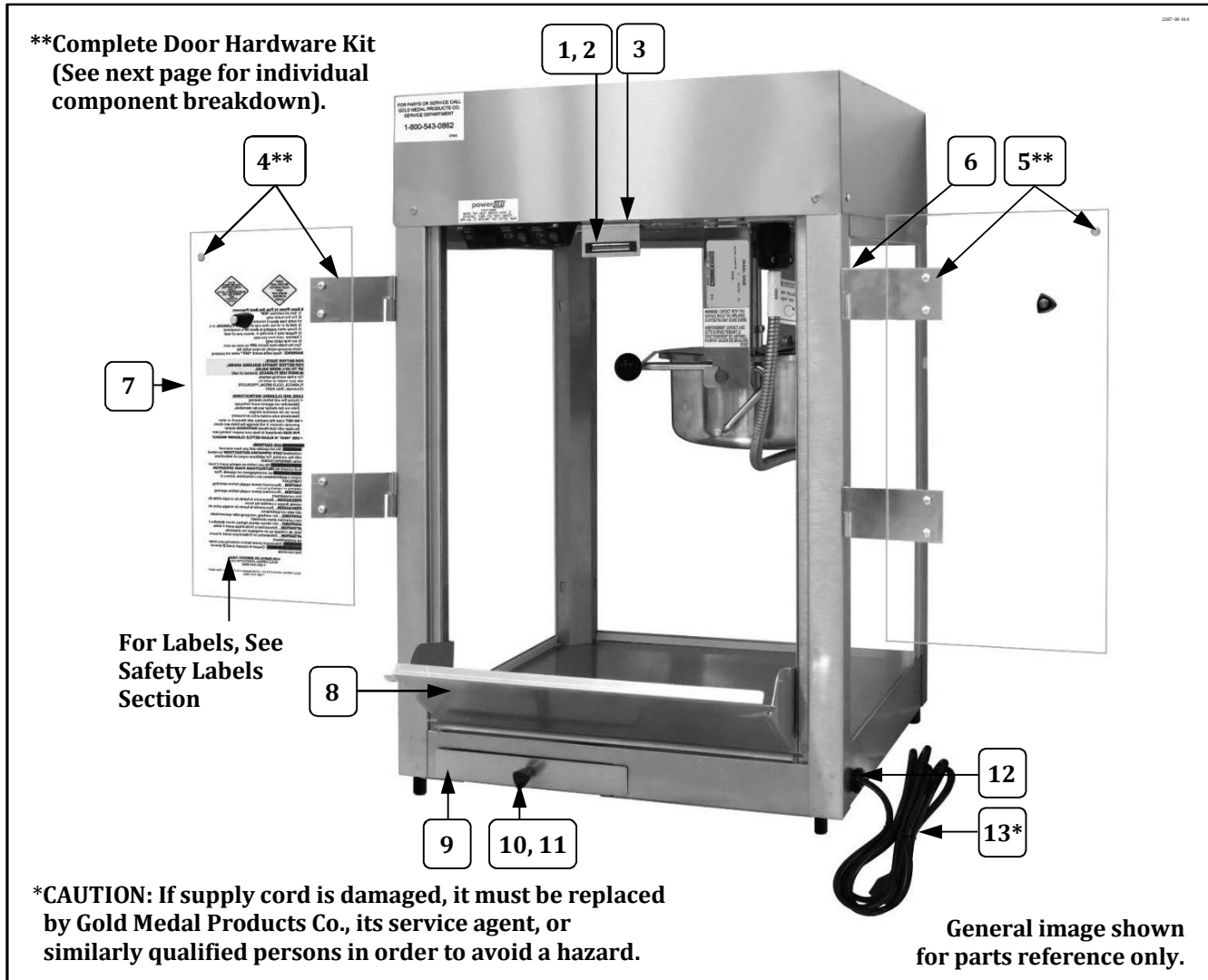
Item	Part Description	Part No.
1	MAGNETIC CATCH	47561
2	MAGNETIC CATCH BRACKET	41340
3	MAGNETIC BRACKET SHIM	38527
4**	COMPLETE LH DOOR HARDWARE KIT	47054
5**	COMPLETE RH DOOR HARDWARE KIT	47055
6	8-32 X 1/2 PHIL PAN M/S (fastens male hinges to the corner posts)	47141
7	DOOR	77774
8	DROP PANEL	77730
9	OLD MAID PAN	49100
10	LID LIFT KNOB	47120
11	8-32" X 3/8" PH PAN W/SEMS	42227
13	STRAIN RELIEF SR-7W-2	67060
12*	LEAD IN CORD 15 AMP PLUG	87085

Cabinet Exterior – Rear View




Item	Part Description	Part No.
1	MAGNETIC CATCH	47561
2	MAGNETIC CATCH BRACKET	41340
3	MAGNETIC BRACKET SHIM	38527
4**	COMPLETE LH DOOR HARDWARE KIT	47054
5**	COMPLETE RH DOOR HARDWARE KIT	47055
6	8-32 X 1/2 PHIL PAN M/S (fastens male hinges to the corner posts)	47141
7	DOOR	77774
8	DROP PANEL	77730
9	OLD MAID PAN	49100
10	LID LIFT KNOB	47120
11	8-32" X 3/8" PH PAN W/SEMS	42227
13	STRAIN RELIEF SR-7W-2	67060
12*	LEAD IN CORD 15 AMP PLUG	87085

Cabinet Exterior – Rear View



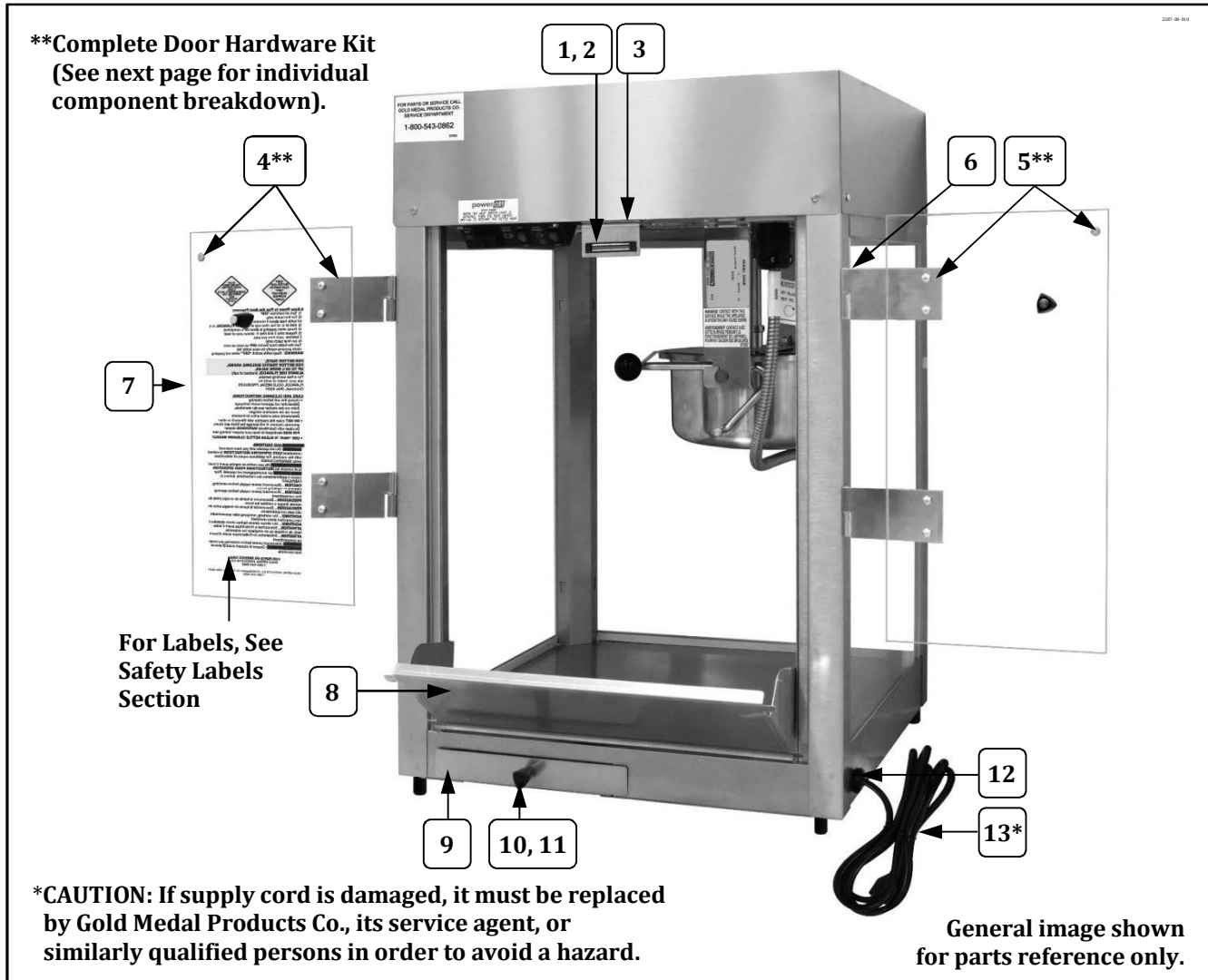
Item	Part Description	Part No.
1	MAGNETIC CATCH	47561
2	MAGNETIC CATCH BRACKET	41340
3	MAGNETIC BRACKET SHIM	38527
4**	COMPLETE LH DOOR HARDWARE KIT	47054
5**	COMPLETE RH DOOR HARDWARE KIT	47055
6	8-32 X 1/2 PHIL PAN M/S (fastens male hinges to the corner posts)	47141
7	DOOR	77774
8	DROP PANEL	77730
9	OLD MAID PAN	49100
10	LID LIFT KNOB	47120
11	8-32" X 3/8" PH PAN W/SEMS	42227
13	STRAIN RELIEF SR-7W-2	67060
12*	LEAD IN CORD 15 AMP PLUG	87085

Cabinet Exterior – Rear View



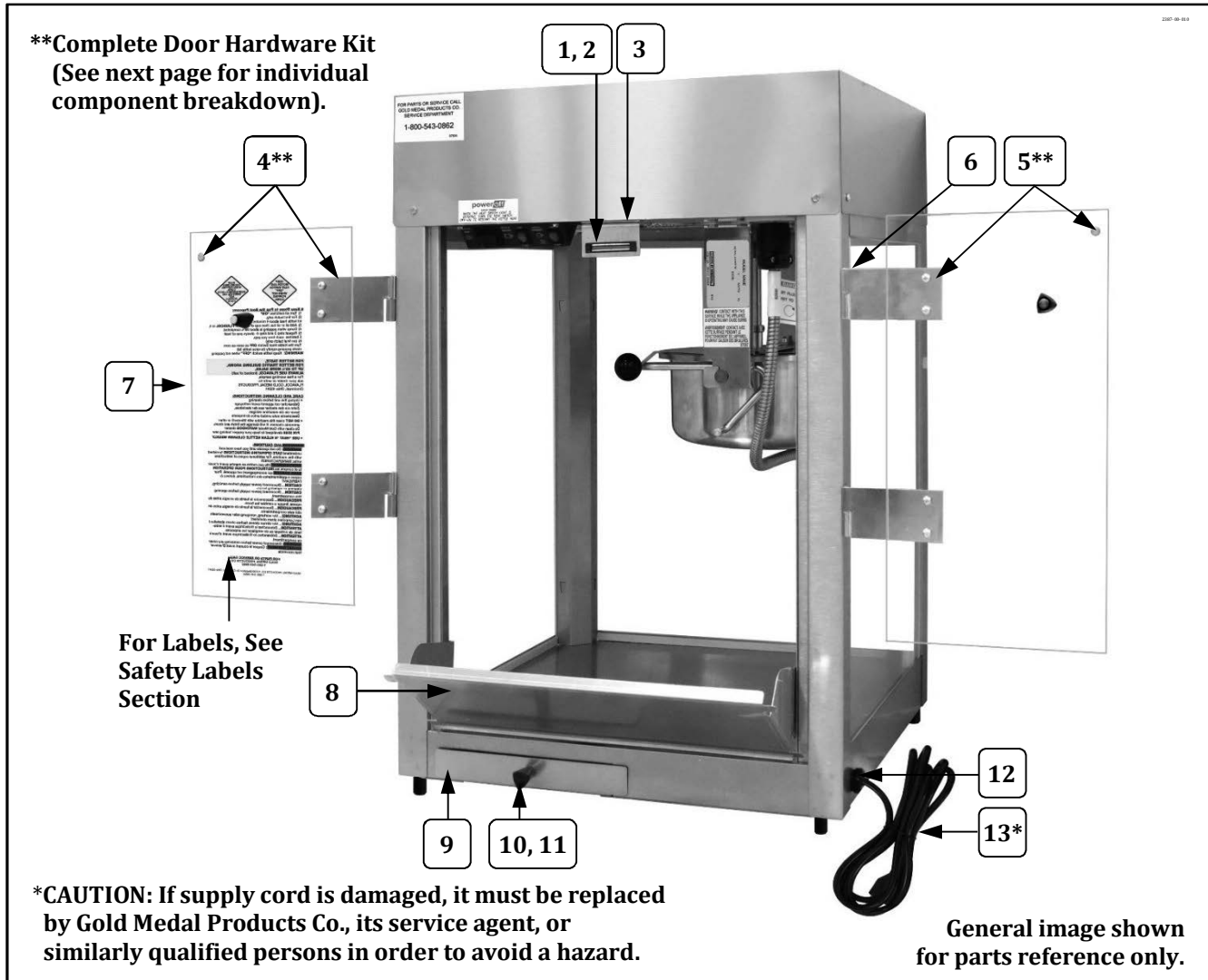
Item	Part Description	Part No.
1	MAGNETIC CATCH	47561
2	MAGNETIC CATCH BRACKET	41340
3	MAGNETIC BRACKET SHIM	38527
4**	COMPLETE LH DOOR HARDWARE KIT	47054
5**	COMPLETE RH DOOR HARDWARE KIT	47055
6	8-32 X 1/2 PHIL PAN M/S (fastens male hinges to the corner posts)	47141
7	DOOR	77774
8	DROP PANEL	77730
9	OLD MAID PAN	49100
10	LID LIFT KNOB	47120
11	8-32" X 3/8" PH PAN W/SEMS	42227
13	STRAIN RELIEF SR-7W-2	67060
12*	LEAD IN CORD 15 AMP PLUG	87085

Cabinet Exterior – Rear View




Item	Part Description	Part No.
1	MAGNETIC CATCH	47561
2	MAGNETIC CATCH BRACKET	41340
3	MAGNETIC BRACKET SHIM	38527
4**	COMPLETE LH DOOR HARDWARE KIT	47054
5**	COMPLETE RH DOOR HARDWARE KIT	47055
6	8-32 X 1/2 PHIL PAN M/S (fastens male hinges to the corner posts)	47141
7	DOOR	77774
8	DROP PANEL	77730
9	OLD MAID PAN	49100
10	LID LIFT KNOB	47120
11	8-32" X 3/8" PH PAN W/SEMS	42227
13	STRAIN RELIEF SR-7W-2	67060
12*	LEAD IN CORD 15 AMP PLUG	87085

Cabinet Exterior – Rear View




Item	Part Description	Part No.
1	MAGNETIC CATCH	47561
2	MAGNETIC CATCH BRACKET	41340
3	MAGNETIC BRACKET SHIM	38527
4**	COMPLETE LH DOOR HARDWARE KIT	47054
5**	COMPLETE RH DOOR HARDWARE KIT	47055
6	8-32 X 1/2 PHIL PAN M/S (fastens male hinges to the corner posts)	47141
7	DOOR	77774
8	DROP PANEL	77730
9	OLD MAID PAN	49100
10	LID LIFT KNOB	47120
11	8-32" X 3/8" PH PAN W/SEMS	42227
13	STRAIN RELIEF SR-7W-2	67060
12*	LEAD IN CORD 15 AMP PLUG	87085

Cabinet Exterior – Rear View




Item	Part Description	Part No.
1	MAGNETIC CATCH	47561
2	MAGNETIC CATCH BRACKET	41340
3	MAGNETIC BRACKET SHIM	38527
4**	COMPLETE LH DOOR HARDWARE KIT	47054
5**	COMPLETE RH DOOR HARDWARE KIT	47055
6	8-32 X 1/2 PHIL PAN M/S (fastens male hinges to the corner posts)	47141
7	DOOR	77774
8	DROP PANEL	77730
9	OLD MAID PAN	49100
10	LID LIFT KNOB	47120
11	8-32" X 3/8" PH PAN W/SEMS	42227
13	STRAIN RELIEF SR-7W-2	67060
12*	LEAD IN CORD 15 AMP PLUG	87085

Cabinet Exterior – Rear View



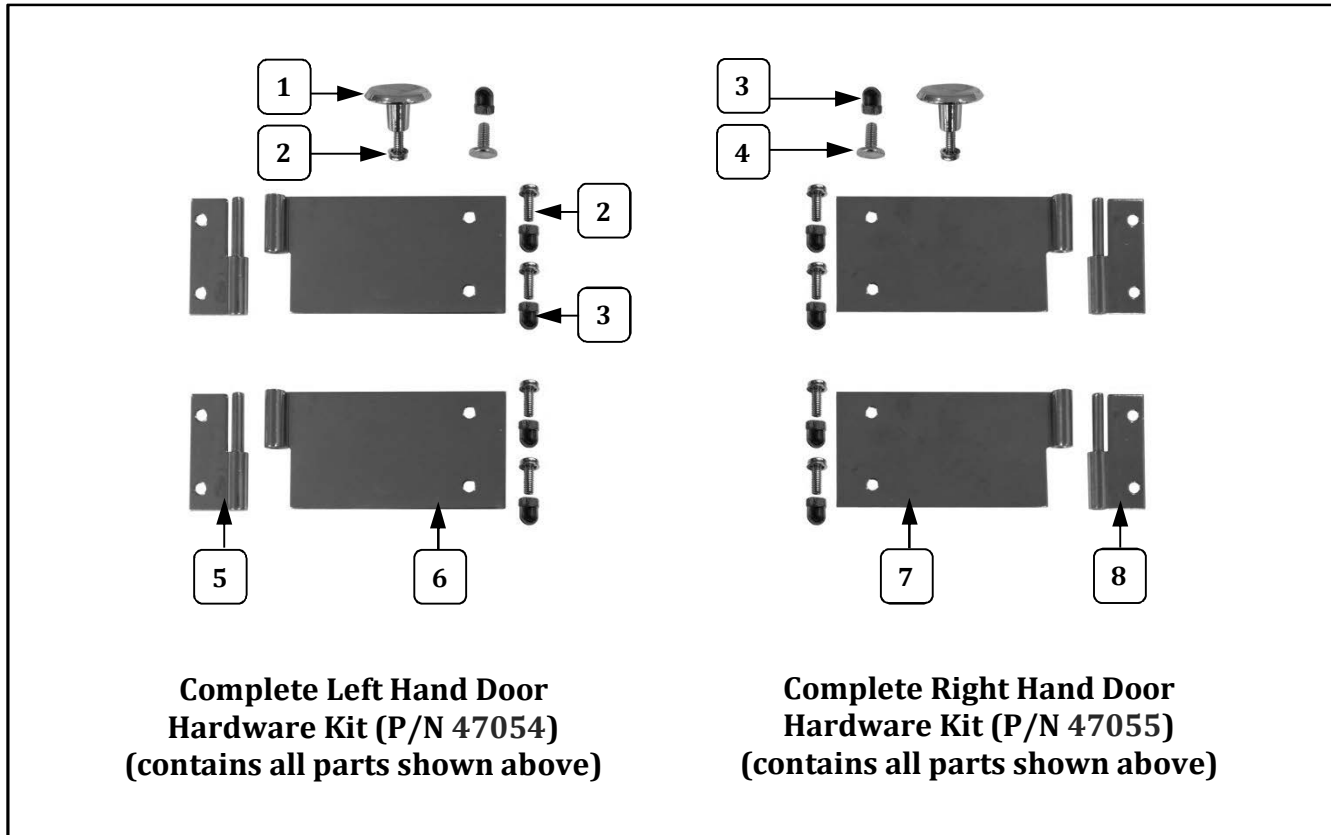
Item	Part Description	Part No.
1	MAGNETIC CATCH	47561
2	MAGNETIC CATCH BRACKET	41340
3	MAGNETIC BRACKET SHIM	38527
4**	COMPLETE LH DOOR HARDWARE KIT	47054
5**	COMPLETE RH DOOR HARDWARE KIT	47055
6	8-32 X 1/2 PHIL PAN M/S (fastens male hinges to the corner posts)	47141
7	DOOR	77774
8	DROP PANEL	77730
9	OLD MAID PAN	49100
10	LID LIFT KNOB	47120
11	8-32" X 3/8" PH PAN W/SEMS	42227
13	STRAIN RELIEF SR-7W-2	67060
12*	LEAD IN CORD 15 AMP PLUG	87085

Cabinet Exterior – Rear View



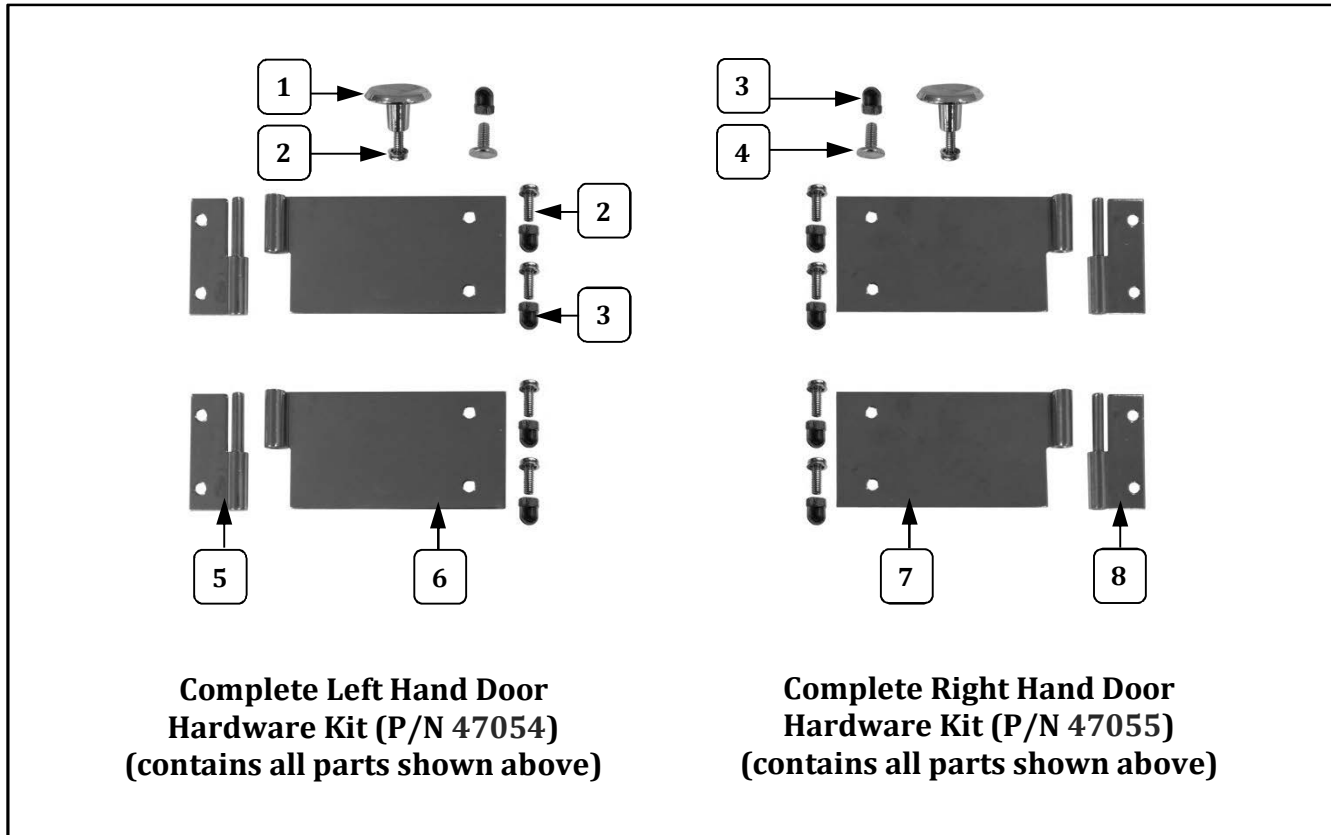
Item	Part Description	Part No.
1	MAGNETIC CATCH	47561
2	MAGNETIC CATCH BRACKET	41340
3	MAGNETIC BRACKET SHIM	38527
4**	COMPLETE LH DOOR HARDWARE KIT	47054
5**	COMPLETE RH DOOR HARDWARE KIT	47055
6	8-32 X 1/2 PHIL PAN M/S (fastens male hinges to the corner posts)	47141
7	DOOR	77774
8	DROP PANEL	77730
9	OLD MAID PAN	49100
10	LID LIFT KNOB	47120
11	8-32" X 3/8" PH PAN W/SEMS	42227
13	STRAIN RELIEF SR-7W-2	67060
12*	LEAD IN CORD 15 AMP PLUG	87085

Door Hardware Kits – Individual Component Breakdown



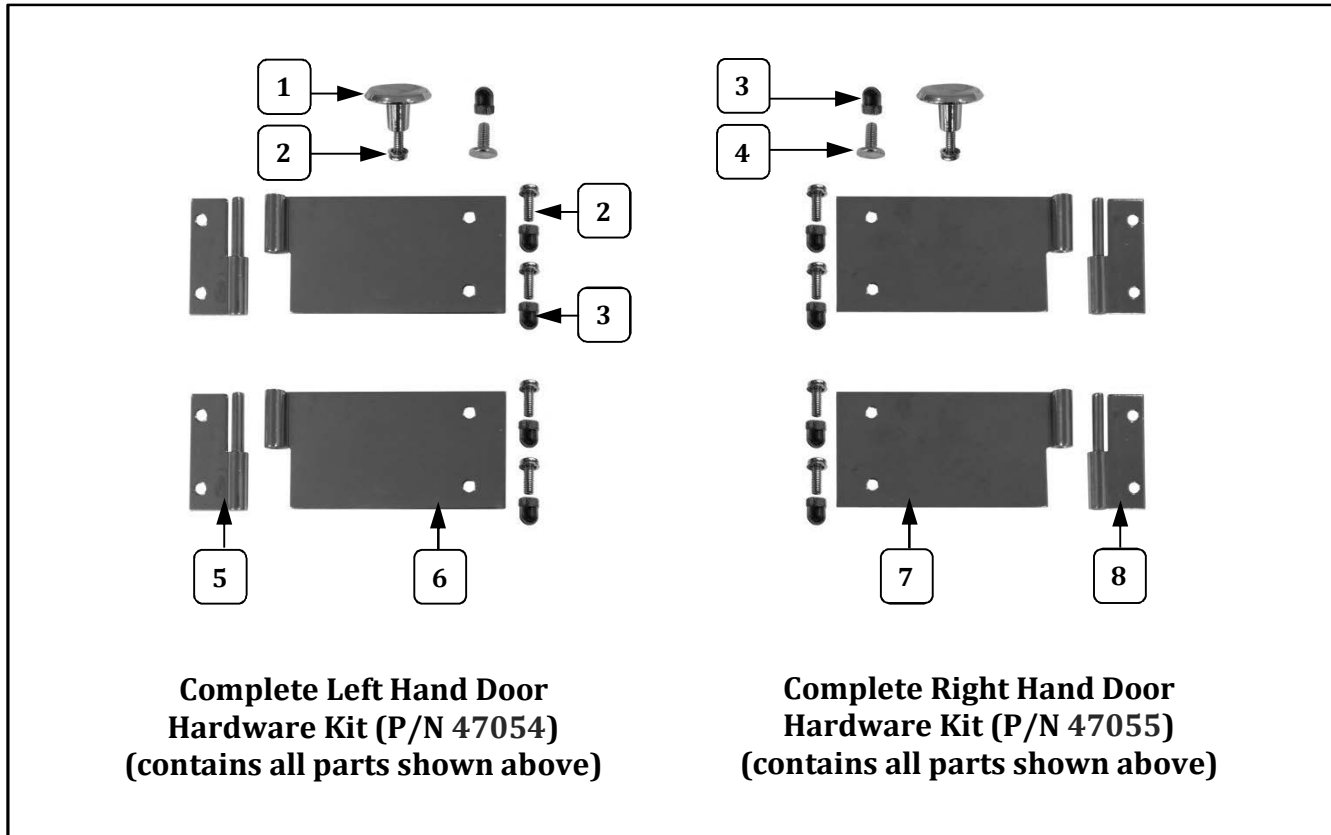
Item	Part Description	Part Number	
		47054	47055
1	DOOR KNOB	41013	41013
2	8-32 X 1/2 SCREWS PH PAN W/SEMS	47124	47124
3	ACORN NUT #8-32	47702	47702
4	TEE BOLT	75267	75267
5	MALE HINGE SHORT LEFT	41349	
6	FEMALE HINGE LONG LEFT	41352	
7	FEMALE HINGE LONG RIGHT		41351
8	MALE HINGE SHORT RIGHT		41350

Door Hardware Kits – Individual Component Breakdown



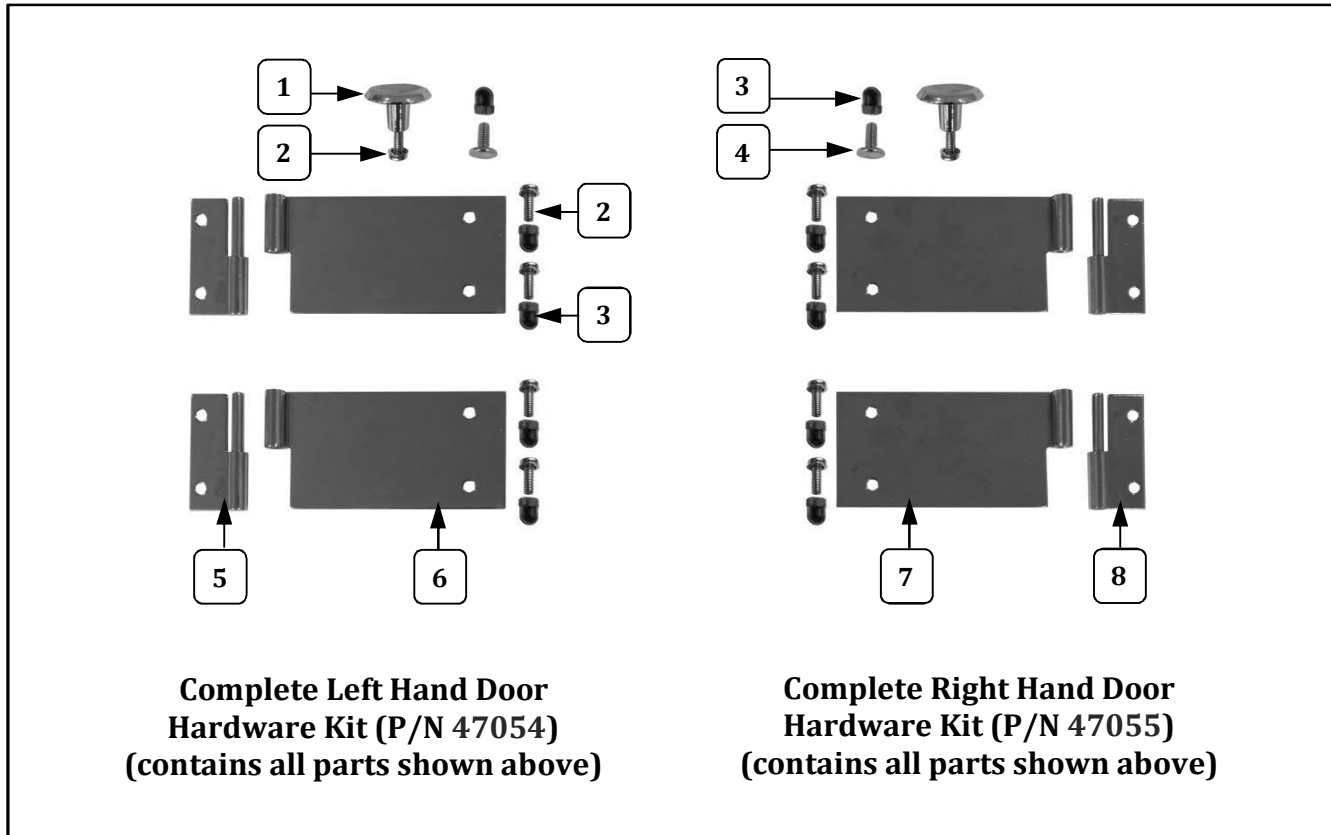
Item	Part Description	Part Number	
		47054	47055
1	DOOR KNOB	41013	41013
2	8-32 X 1/2 SCREWS PH PAN W/SEMS	47124	47124
3	ACORN NUT #8-32	47702	47702
4	TEE BOLT	75267	75267
5	MALE HINGE SHORT LEFT	41349	
6	FEMALE HINGE LONG LEFT	41352	
7	FEMALE HINGE LONG RIGHT		41351
8	MALE HINGE SHORT RIGHT		41350

Door Hardware Kits – Individual Component Breakdown



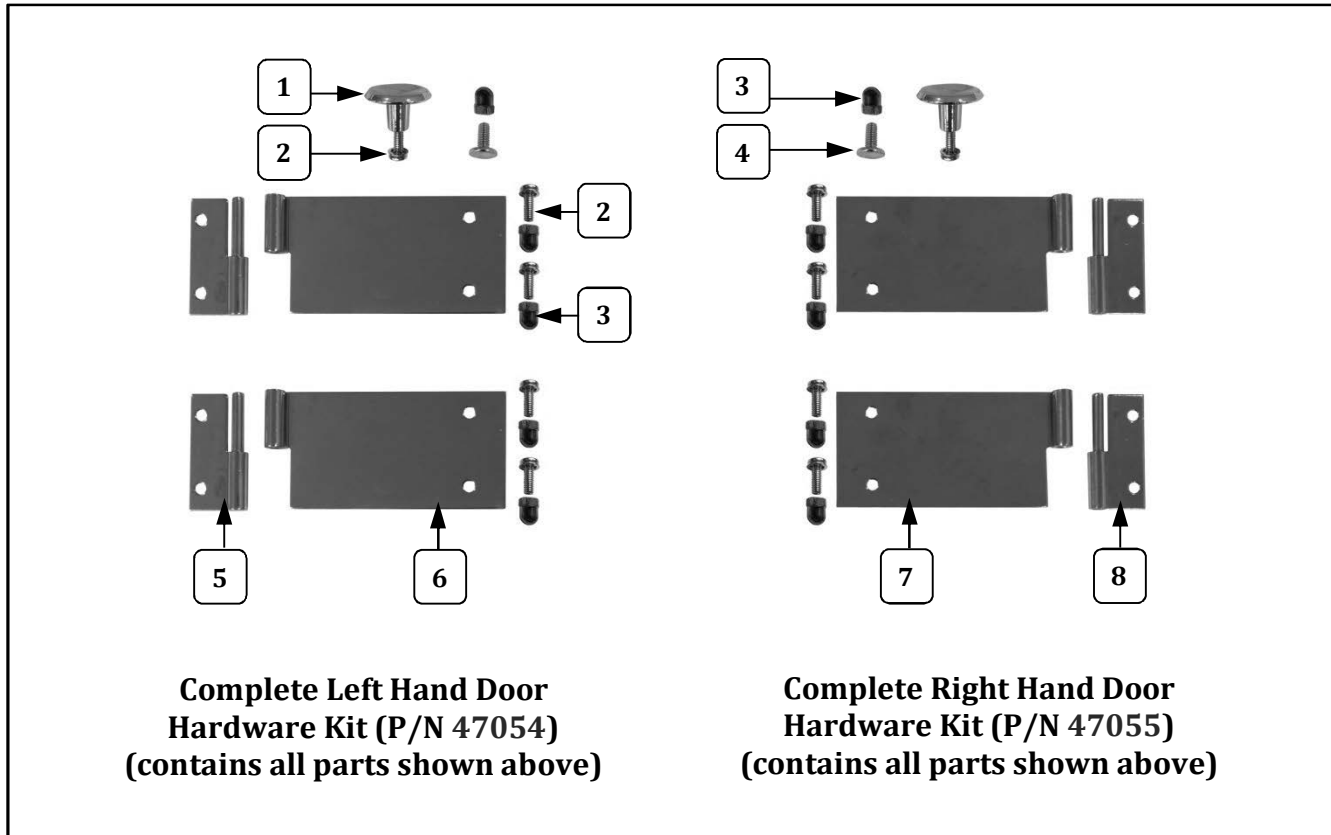
Item	Part Description	Part Number	
		47054	47055
1	DOOR KNOB	41013	41013
2	8-32 X 1/2 SCREWS PH PAN W/SEMS	47124	47124
3	ACORN NUT #8-32	47702	47702
4	TEE BOLT	75267	75267
5	MALE HINGE SHORT LEFT	41349	
6	FEMALE HINGE LONG LEFT	41352	
7	FEMALE HINGE LONG RIGHT		41351
8	MALE HINGE SHORT RIGHT		41350

Door Hardware Kits – Individual Component Breakdown



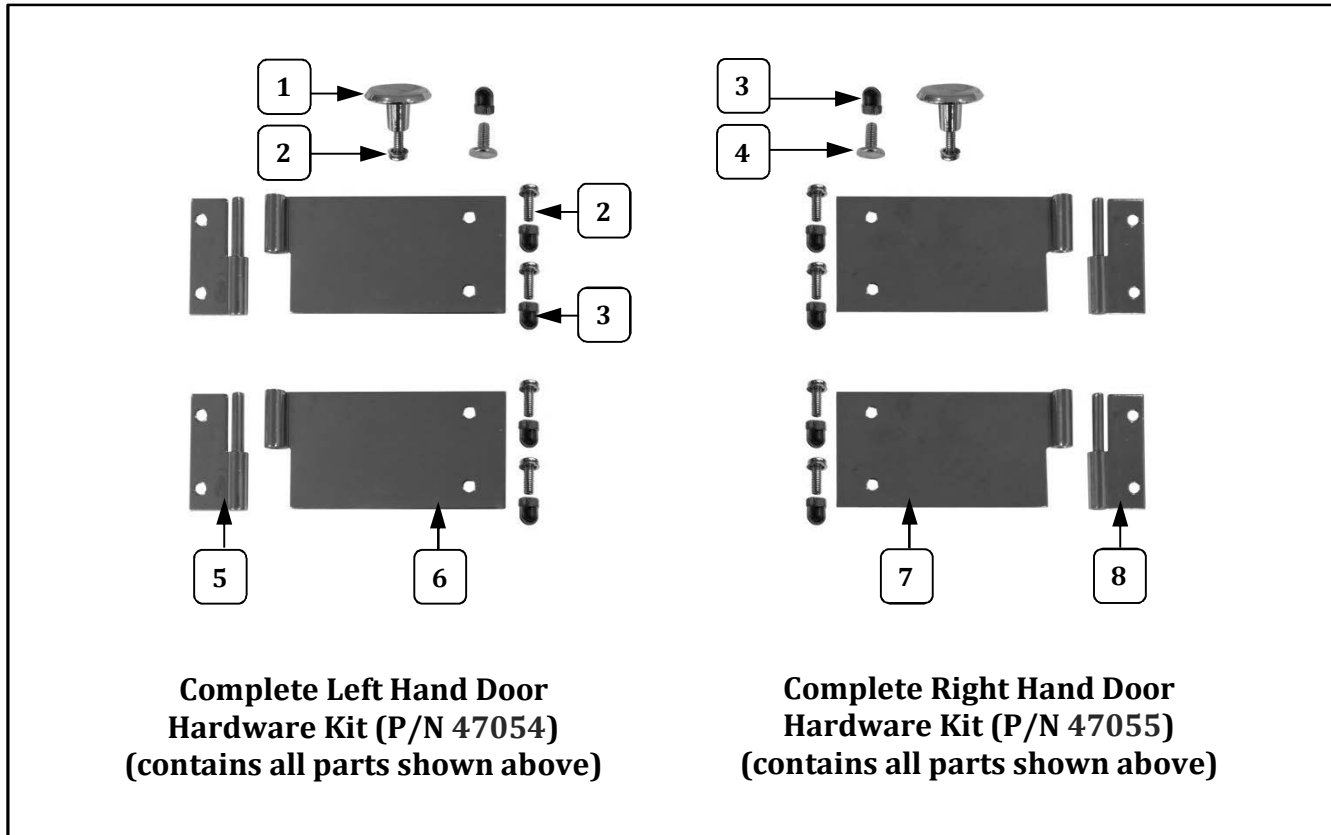
Item	Part Description	Part Number	
		47054	47055
1	DOOR KNOB	41013	41013
2	8-32 X 1/2 SCREWS PH PAN W/SEMS	47124	47124
3	ACORN NUT #8-32	47702	47702
4	TEE BOLT	75267	75267
5	MALE HINGE SHORT LEFT	41349	
6	FEMALE HINGE LONG LEFT	41352	
7	FEMALE HINGE LONG RIGHT		41351
8	MALE HINGE SHORT RIGHT		41350

Door Hardware Kits – Individual Component Breakdown



Item	Part Description	Part Number	
		47054	47055
1	DOOR KNOB	41013	41013
2	8-32 X 1/2 SCREWS PH PAN W/SEMS	47124	47124
3	ACORN NUT #8-32	47702	47702
4	TEE BOLT	75267	75267
5	MALE HINGE SHORT LEFT	41349	
6	FEMALE HINGE LONG LEFT	41352	
7	FEMALE HINGE LONG RIGHT		41351
8	MALE HINGE SHORT RIGHT		41350

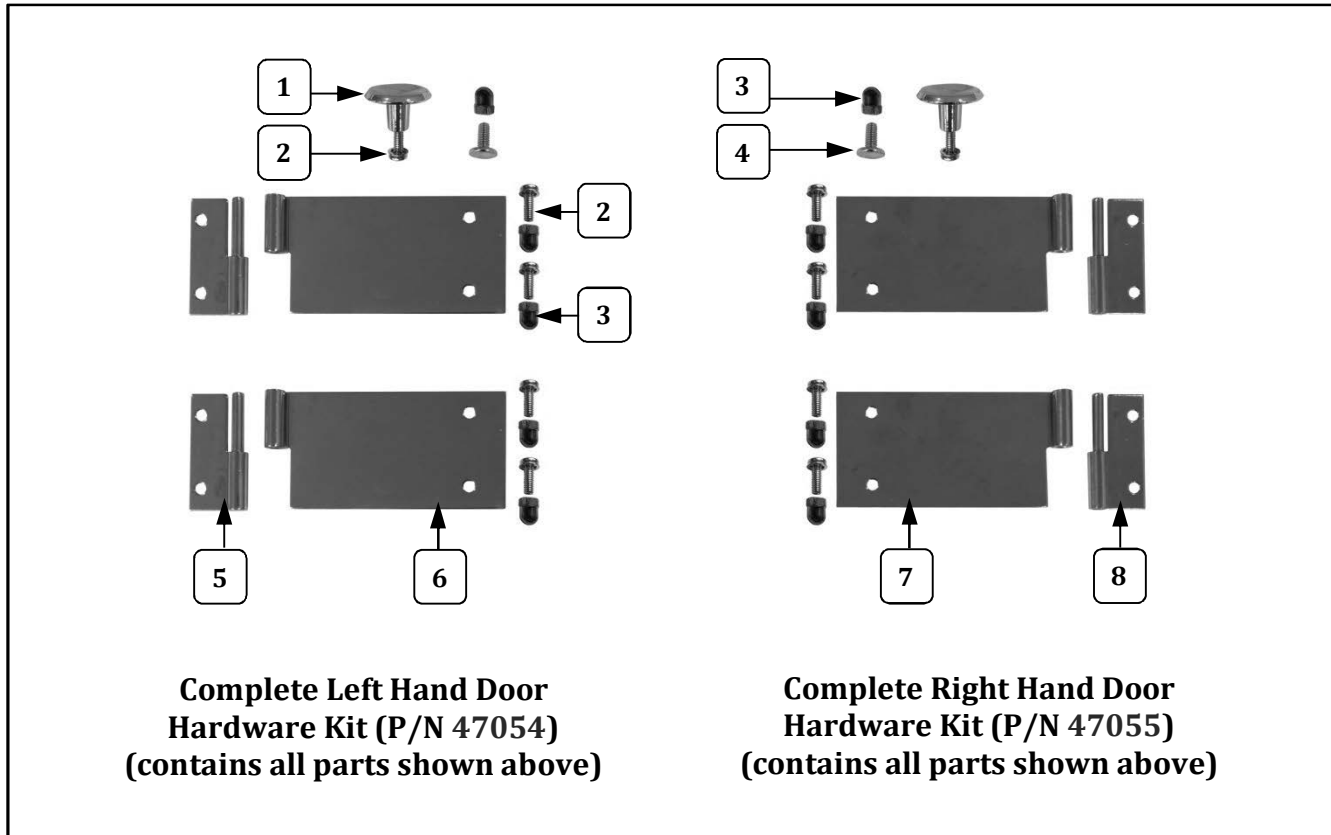
Door Hardware Kits – Individual Component Breakdown



Item	Part Description	Part Number	
		47054	47055
1	DOOR KNOB	41013	41013
2	8-32 X 1/2 SCREWS PH PAN W/SEMS	47124	47124
3	ACORN NUT #8-32	47702	47702
4	TEE BOLT	75267	75267
5	MALE HINGE SHORT LEFT	41349	
6	FEMALE HINGE LONG LEFT	41352	
7	FEMALE HINGE LONG RIGHT		41351
8	MALE HINGE SHORT RIGHT		41350

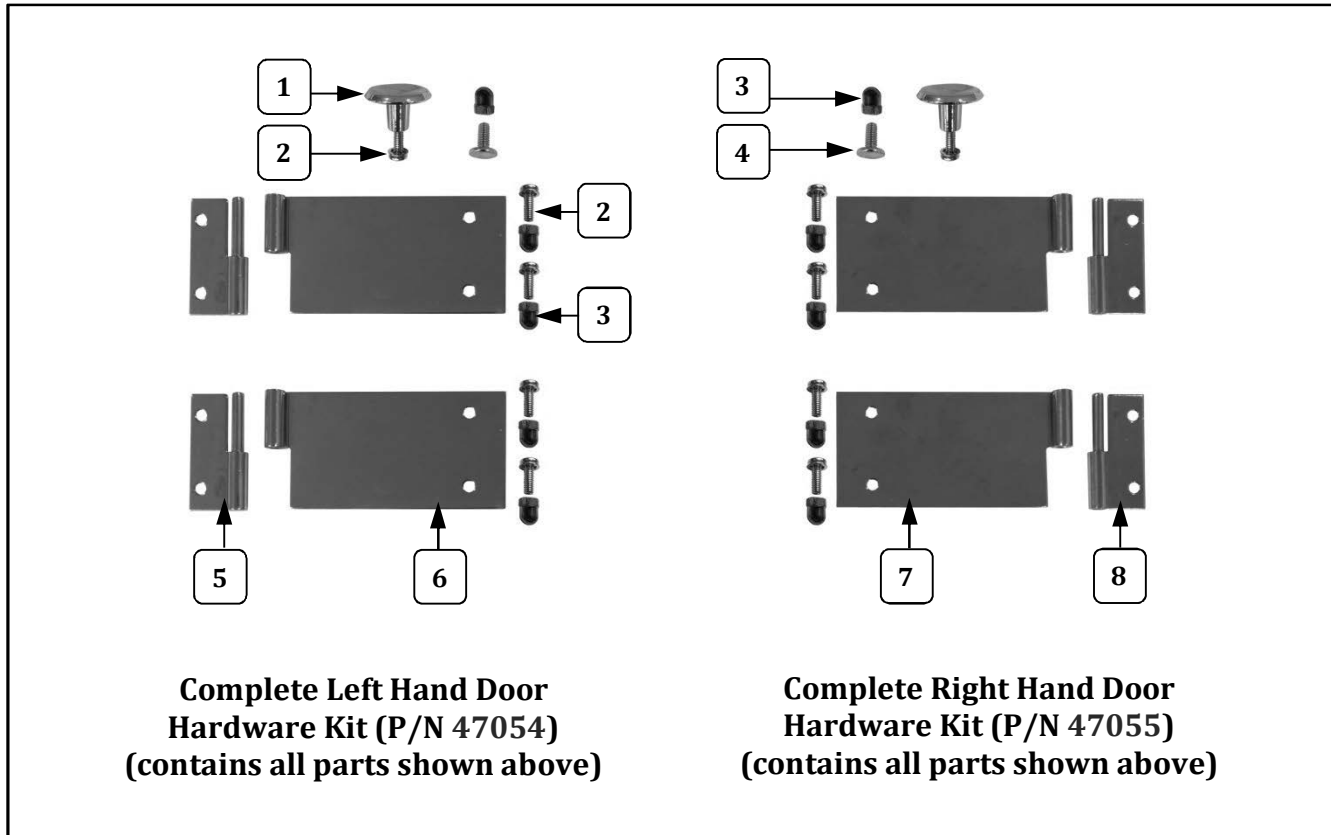


Door Hardware Kits – Individual Component Breakdown



Item	Part Description	Part Number	
		47054	47055
1	DOOR KNOB	41013	41013
2	8-32 X 1/2 SCREWS PH PAN W/SEMS	47124	47124
3	ACORN NUT #8-32	47702	47702
4	TEE BOLT	75267	75267
5	MALE HINGE SHORT LEFT	41349	
6	FEMALE HINGE LONG LEFT	41352	
7	FEMALE HINGE LONG RIGHT		41351
8	MALE HINGE SHORT RIGHT		41350

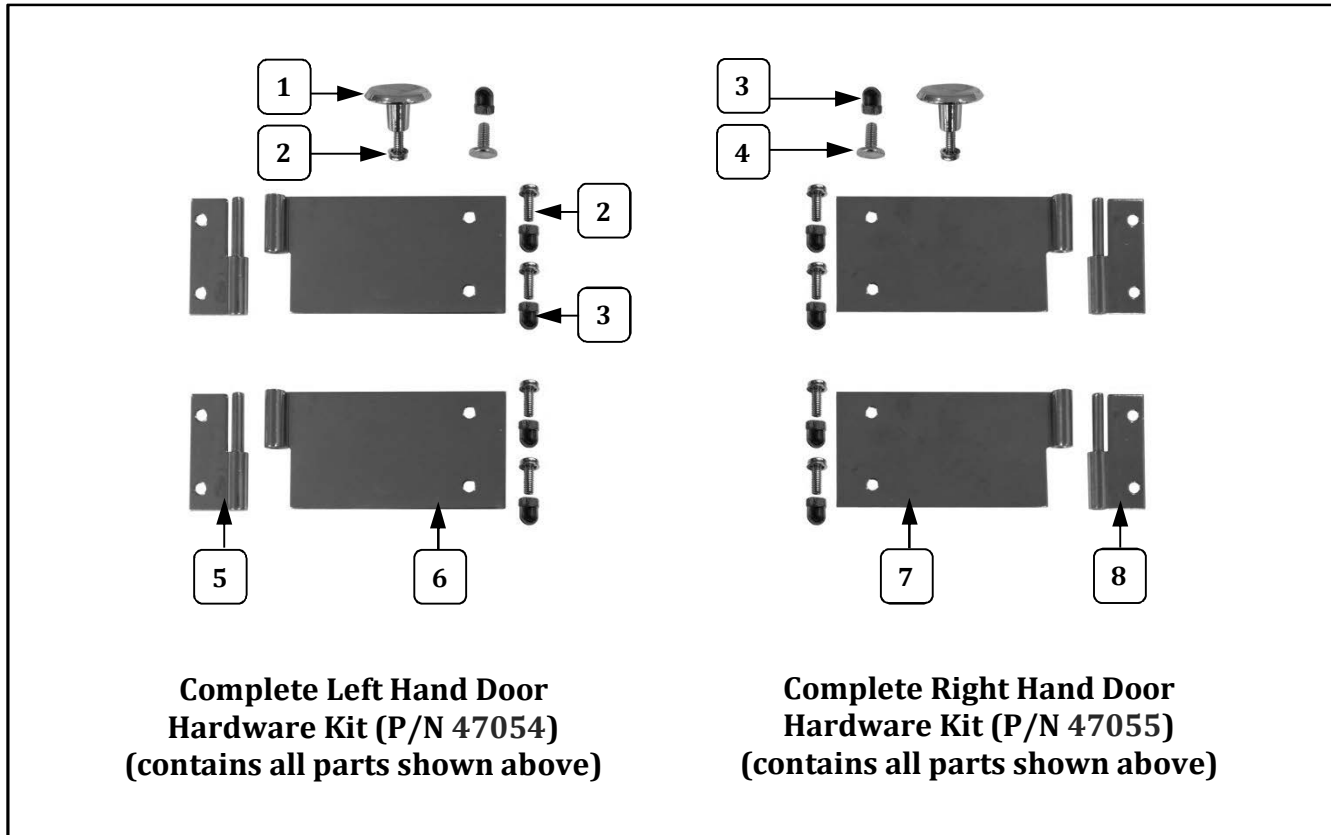
Door Hardware Kits – Individual Component Breakdown



Item	Part Description	Part Number	
		47054	47055
1	DOOR KNOB	41013	41013
2	8-32 X 1/2 SCREWS PH PAN W/SEMS	47124	47124
3	ACORN NUT #8-32	47702	47702
4	TEE BOLT	75267	75267
5	MALE HINGE SHORT LEFT	41349	
6	FEMALE HINGE LONG LEFT	41352	
7	FEMALE HINGE LONG RIGHT		41351
8	MALE HINGE SHORT RIGHT		41350

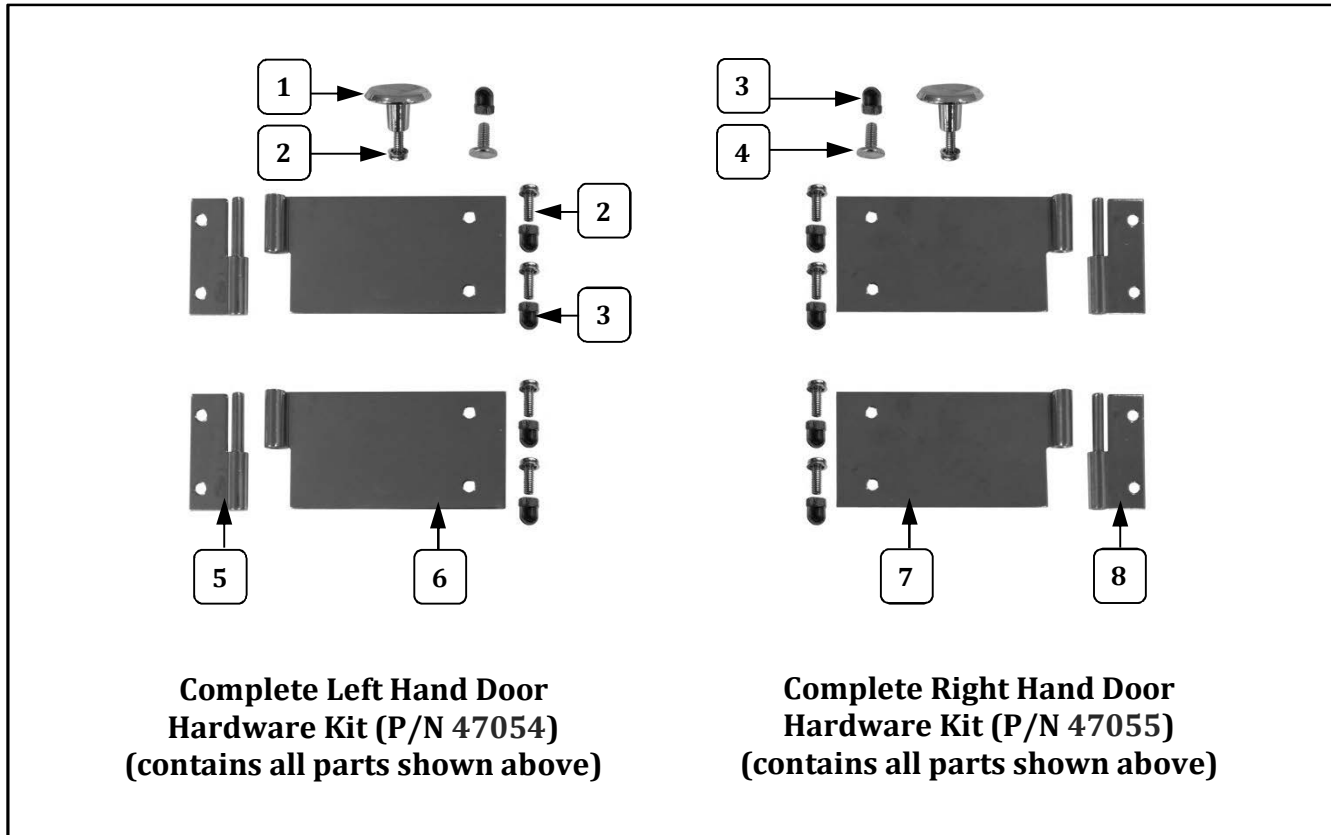


Door Hardware Kits – Individual Component Breakdown



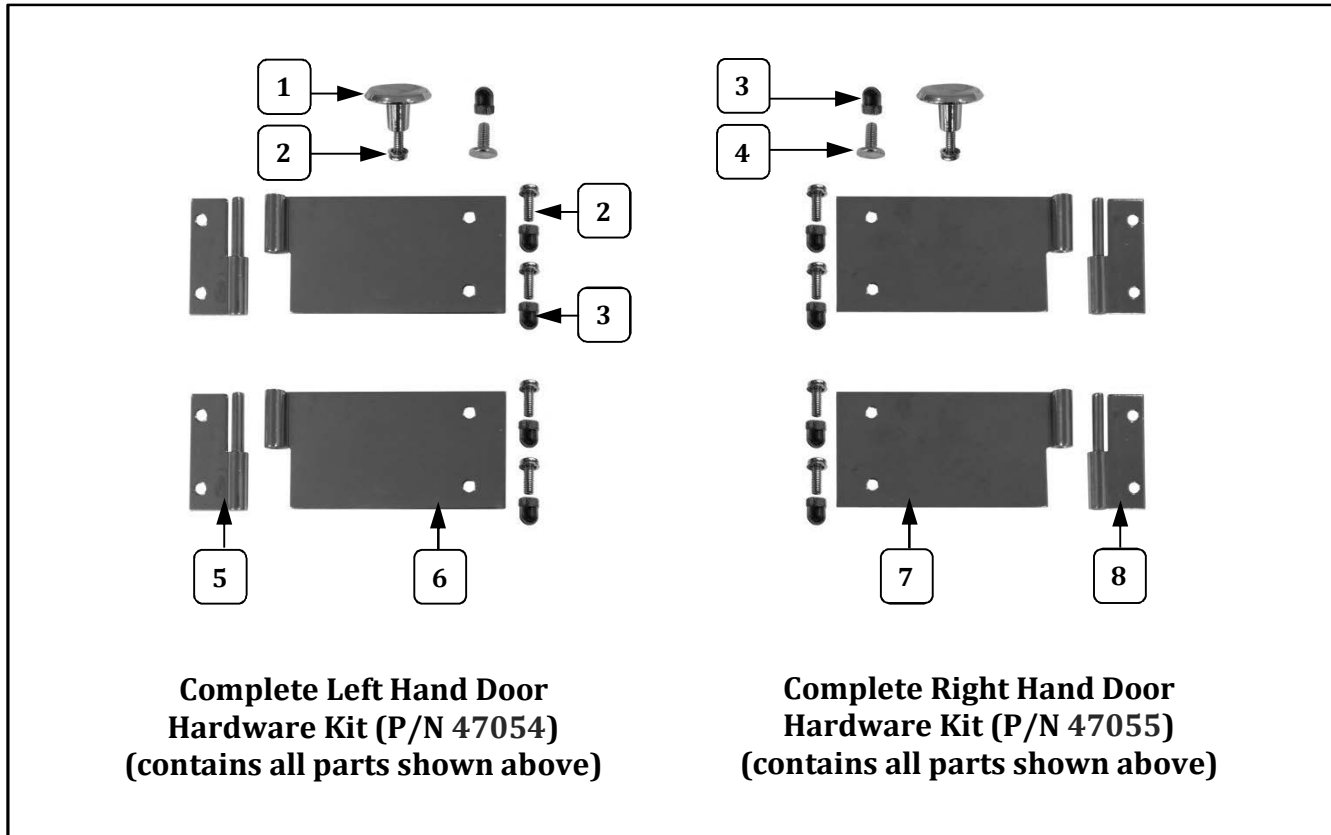
Item	Part Description	Part Number	
		47054	47055
1	DOOR KNOB	41013	41013
2	8-32 X 1/2 SCREWS PH PAN W/SEMS	47124	47124
3	ACORN NUT #8-32	47702	47702
4	TEE BOLT	75267	75267
5	MALE HINGE SHORT LEFT	41349	
6	FEMALE HINGE LONG LEFT	41352	
7	FEMALE HINGE LONG RIGHT		41351
8	MALE HINGE SHORT RIGHT		41350

Door Hardware Kits – Individual Component Breakdown



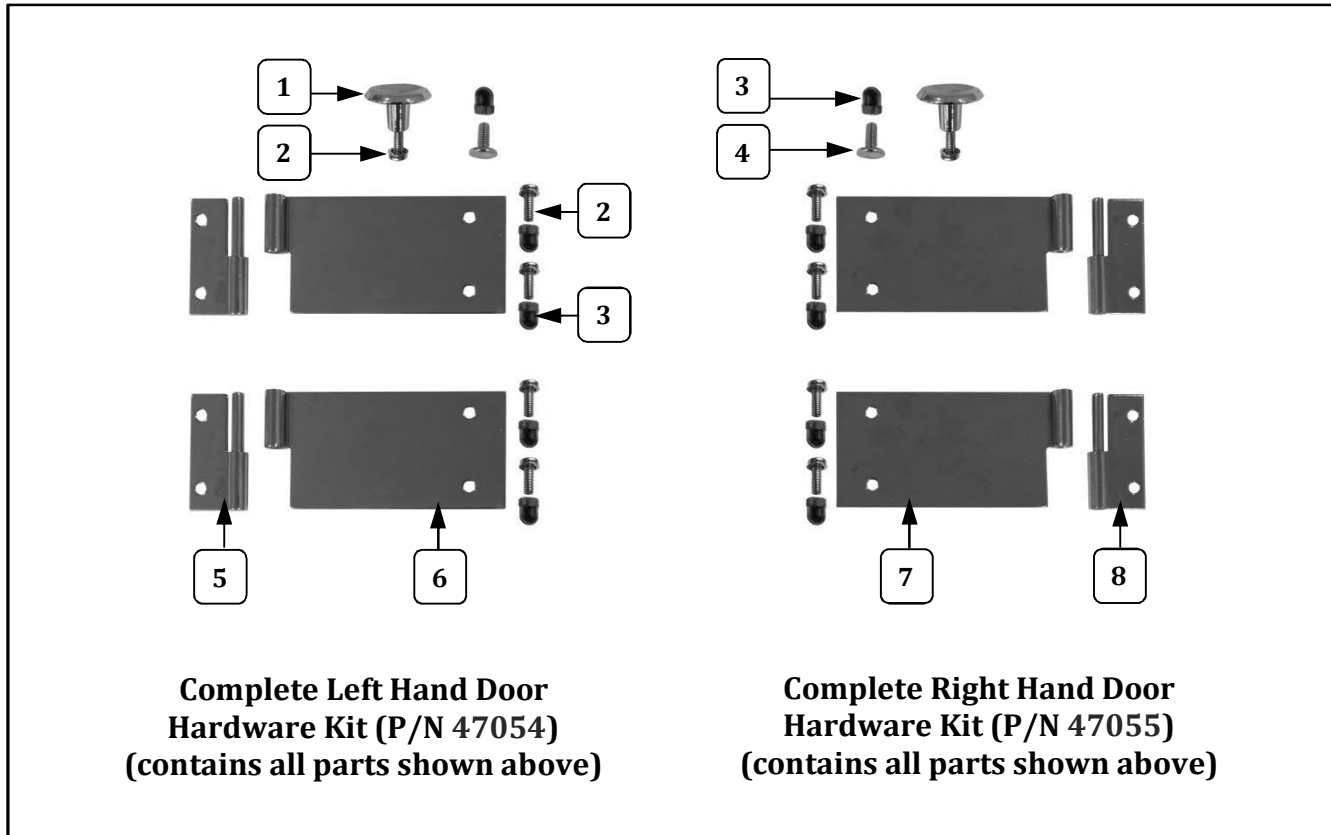
Item	Part Description	Part Number	
		47054	47055
1	DOOR KNOB	41013	41013
2	8-32 X 1/2 SCREWS PH PAN W/SEMS	47124	47124
3	ACORN NUT #8-32	47702	47702
4	TEE BOLT	75267	75267
5	MALE HINGE SHORT LEFT	41349	
6	FEMALE HINGE LONG LEFT	41352	
7	FEMALE HINGE LONG RIGHT		41351
8	MALE HINGE SHORT RIGHT		41350

Door Hardware Kits – Individual Component Breakdown



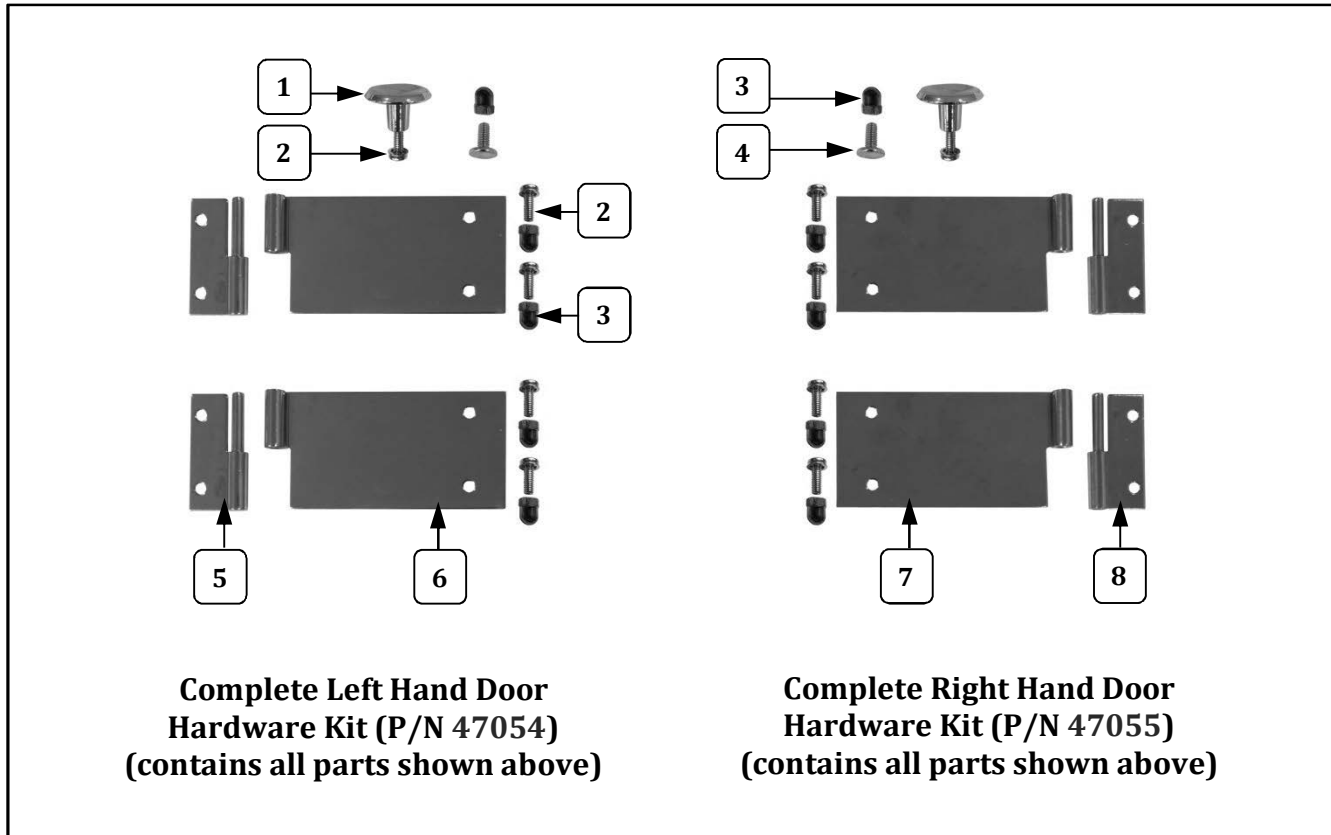
Item	Part Description	Part Number	
		47054	47055
1	DOOR KNOB	41013	41013
2	8-32 X 1/2 SCREWS PH PAN W/SEMS	47124	47124
3	ACORN NUT #8-32	47702	47702
4	TEE BOLT	75267	75267
5	MALE HINGE SHORT LEFT	41349	
6	FEMALE HINGE LONG LEFT	41352	
7	FEMALE HINGE LONG RIGHT		41351
8	MALE HINGE SHORT RIGHT		41350

Door Hardware Kits – Individual Component Breakdown



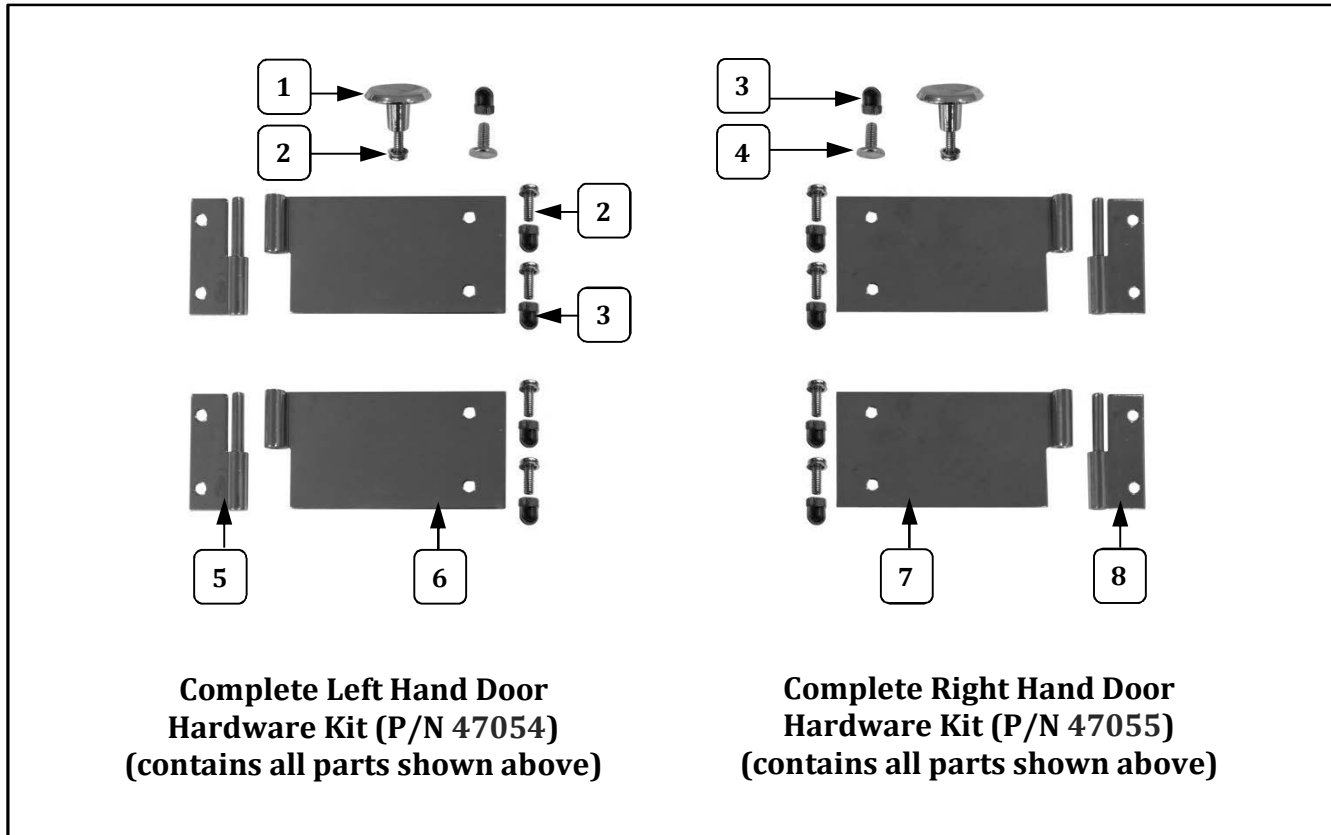
Item	Part Description	Part Number	
		47054	47055
1	DOOR KNOB	41013	41013
2	8-32 X 1/2 SCREWS PH PAN W/SEMS	47124	47124
3	ACORN NUT #8-32	47702	47702
4	TEE BOLT	75267	75267
5	MALE HINGE SHORT LEFT	41349	
6	FEMALE HINGE LONG LEFT	41352	
7	FEMALE HINGE LONG RIGHT		41351
8	MALE HINGE SHORT RIGHT		41350

Door Hardware Kits – Individual Component Breakdown



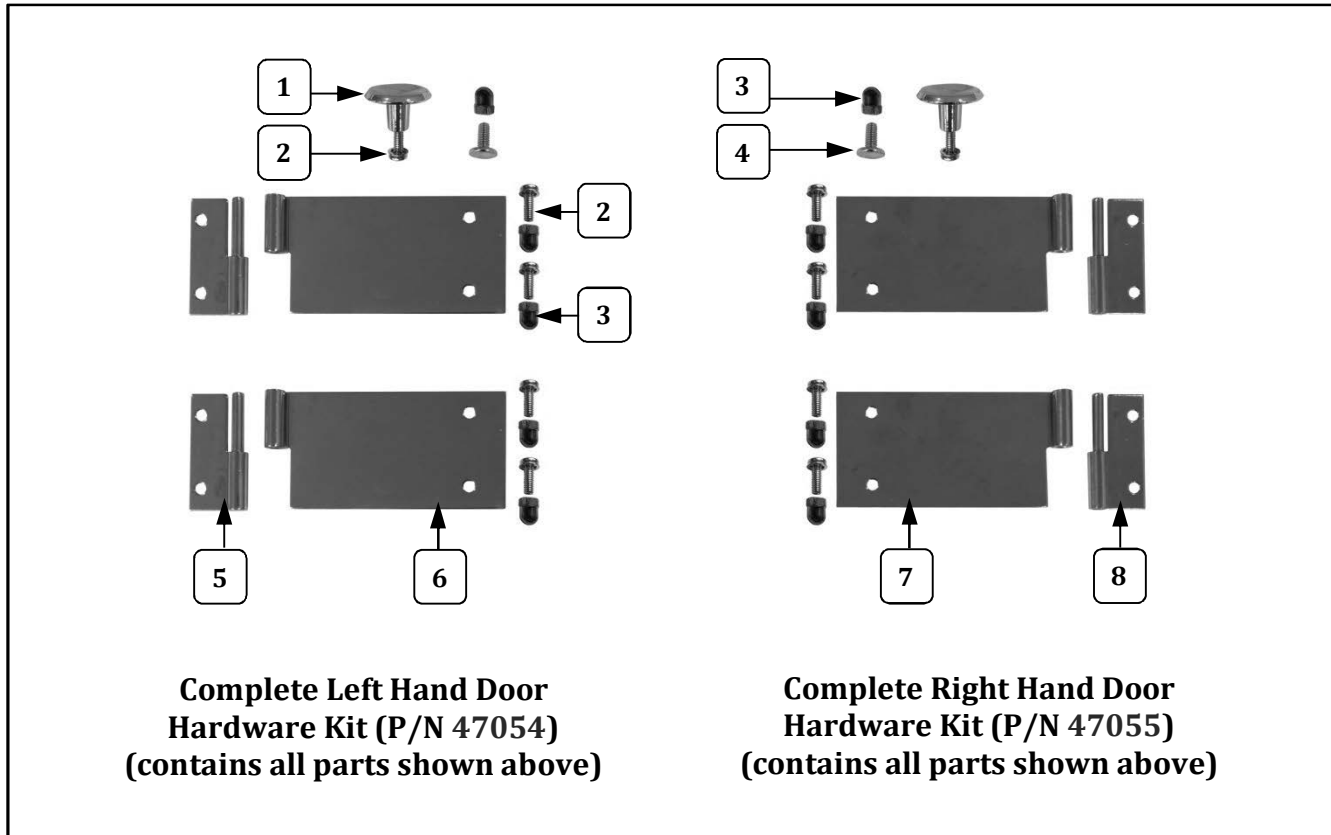
Item	Part Description	Part Number	
		47054	47055
1	DOOR KNOB	41013	41013
2	8-32 X 1/2 SCREWS PH PAN W/SEMS	47124	47124
3	ACORN NUT #8-32	47702	47702
4	TEE BOLT	75267	75267
5	MALE HINGE SHORT LEFT	41349	
6	FEMALE HINGE LONG LEFT	41352	
7	FEMALE HINGE LONG RIGHT		41351
8	MALE HINGE SHORT RIGHT		41350

Door Hardware Kits – Individual Component Breakdown



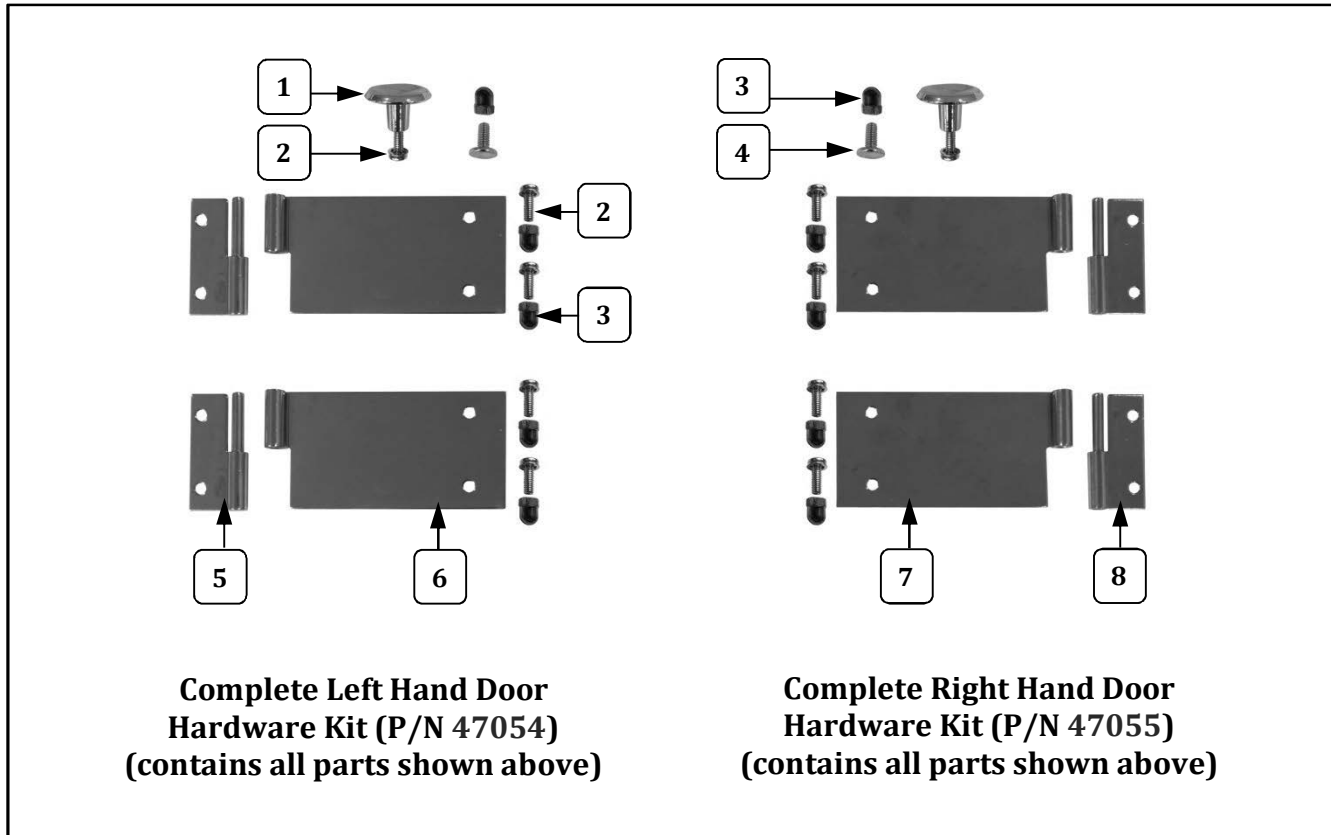
Item	Part Description	Part Number	
		47054	47055
1	DOOR KNOB	41013	41013
2	8-32 X 1/2 SCREWS PH PAN W/SEMS	47124	47124
3	ACORN NUT #8-32	47702	47702
4	TEE BOLT	75267	75267
5	MALE HINGE SHORT LEFT	41349	
6	FEMALE HINGE LONG LEFT	41352	
7	FEMALE HINGE LONG RIGHT		41351
8	MALE HINGE SHORT RIGHT		41350

Door Hardware Kits – Individual Component Breakdown



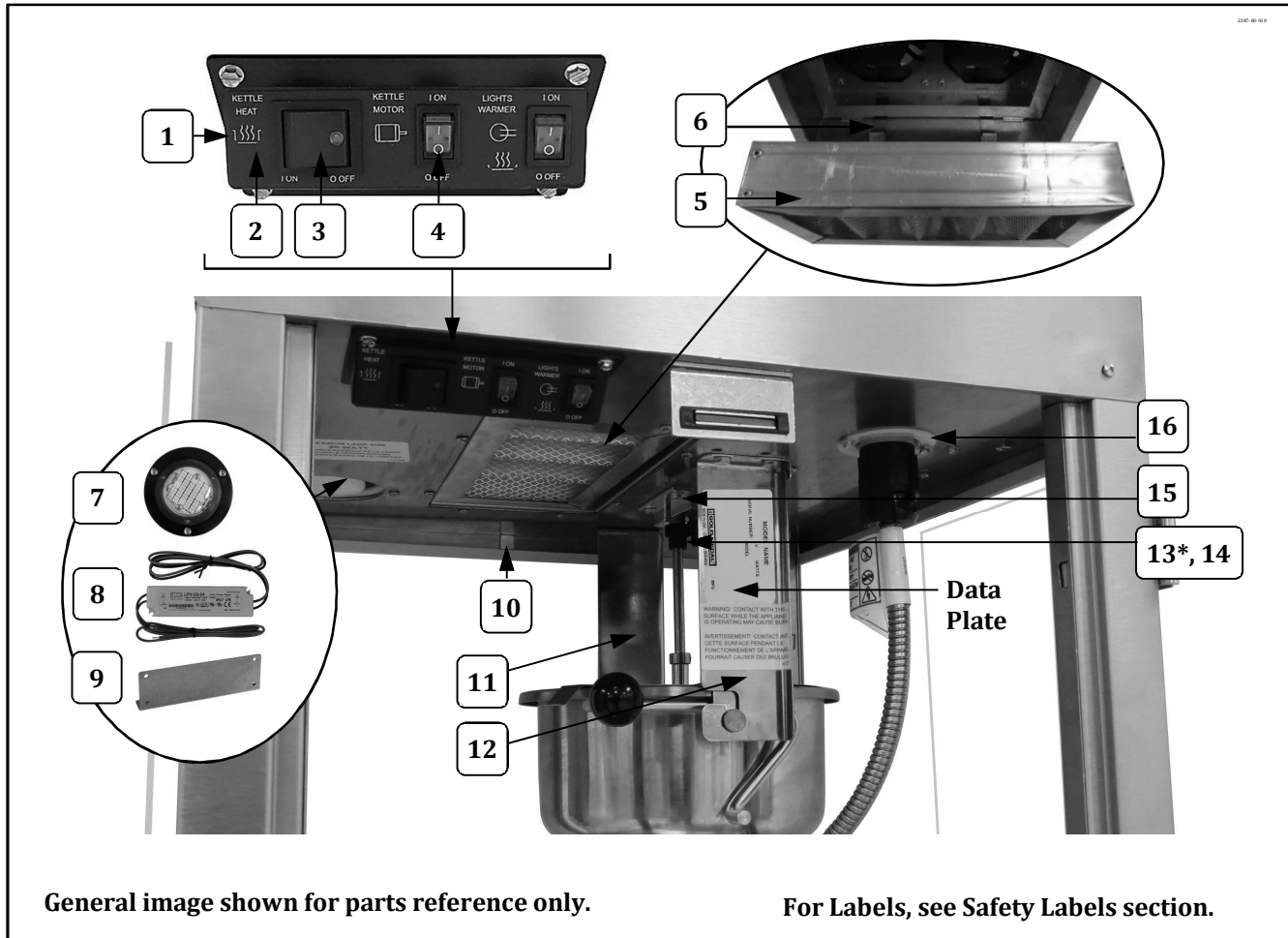
Item	Part Description	Part Number	
		47054	47055
1	DOOR KNOB	41013	41013
2	8-32 X 1/2 SCREWS PH PAN W/SEMS	47124	47124
3	ACORN NUT #8-32	47702	47702
4	TEE BOLT	75267	75267
5	MALE HINGE SHORT LEFT	41349	
6	FEMALE HINGE LONG LEFT	41352	
7	FEMALE HINGE LONG RIGHT		41351
8	MALE HINGE SHORT RIGHT		41350

Door Hardware Kits – Individual Component Breakdown



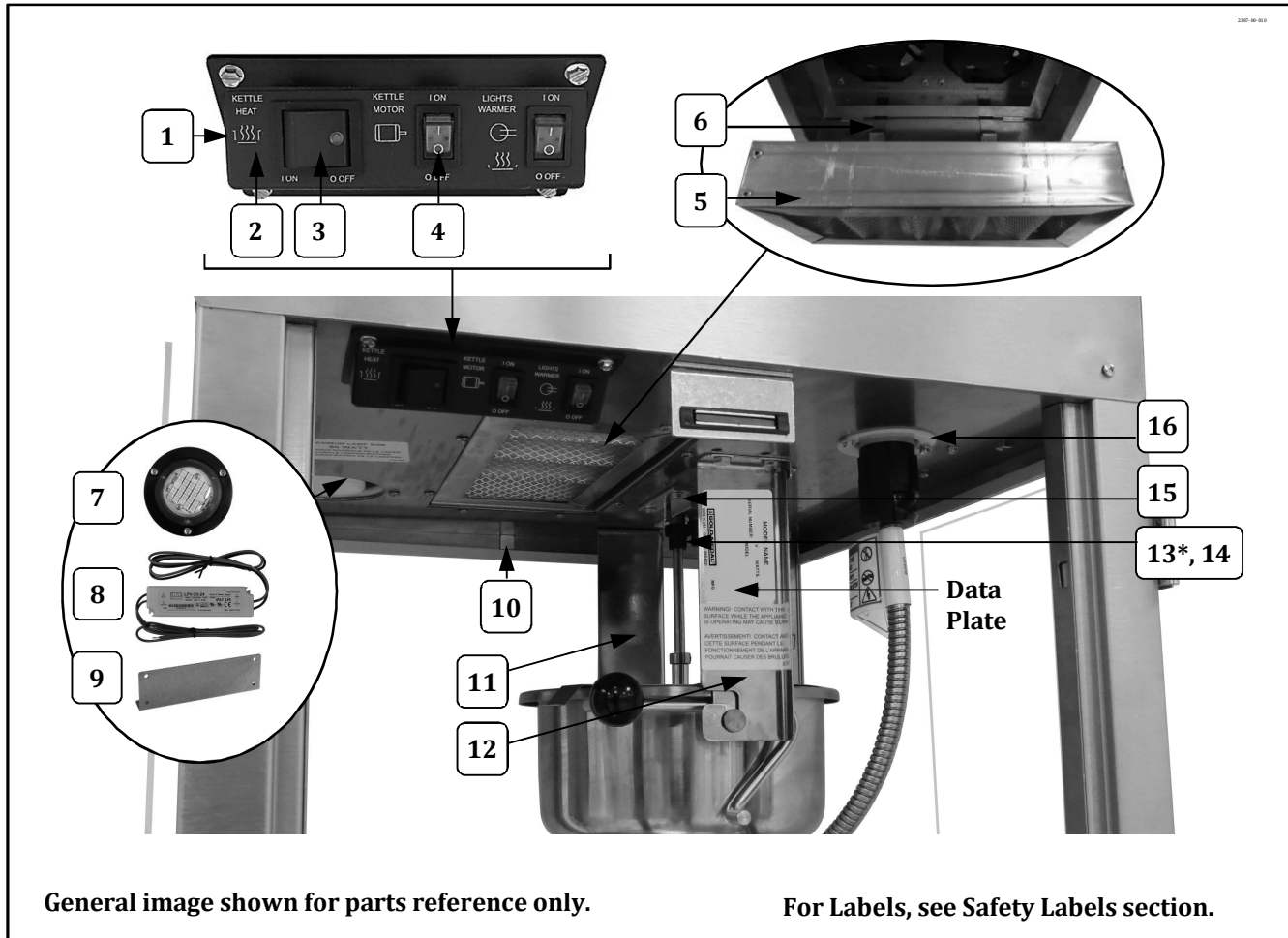
Item	Part Description	Part Number	
		47054	47055
1	DOOR KNOB	41013	41013
2	8-32 X 1/2 SCREWS PH PAN W/SEMS	47124	47124
3	ACORN NUT #8-32	47702	47702
4	TEE BOLT	75267	75267
5	MALE HINGE SHORT LEFT	41349	
6	FEMALE HINGE LONG LEFT	41352	
7	FEMALE HINGE LONG RIGHT		41351
8	MALE HINGE SHORT RIGHT		41350

Cabinet Interior – Controls View



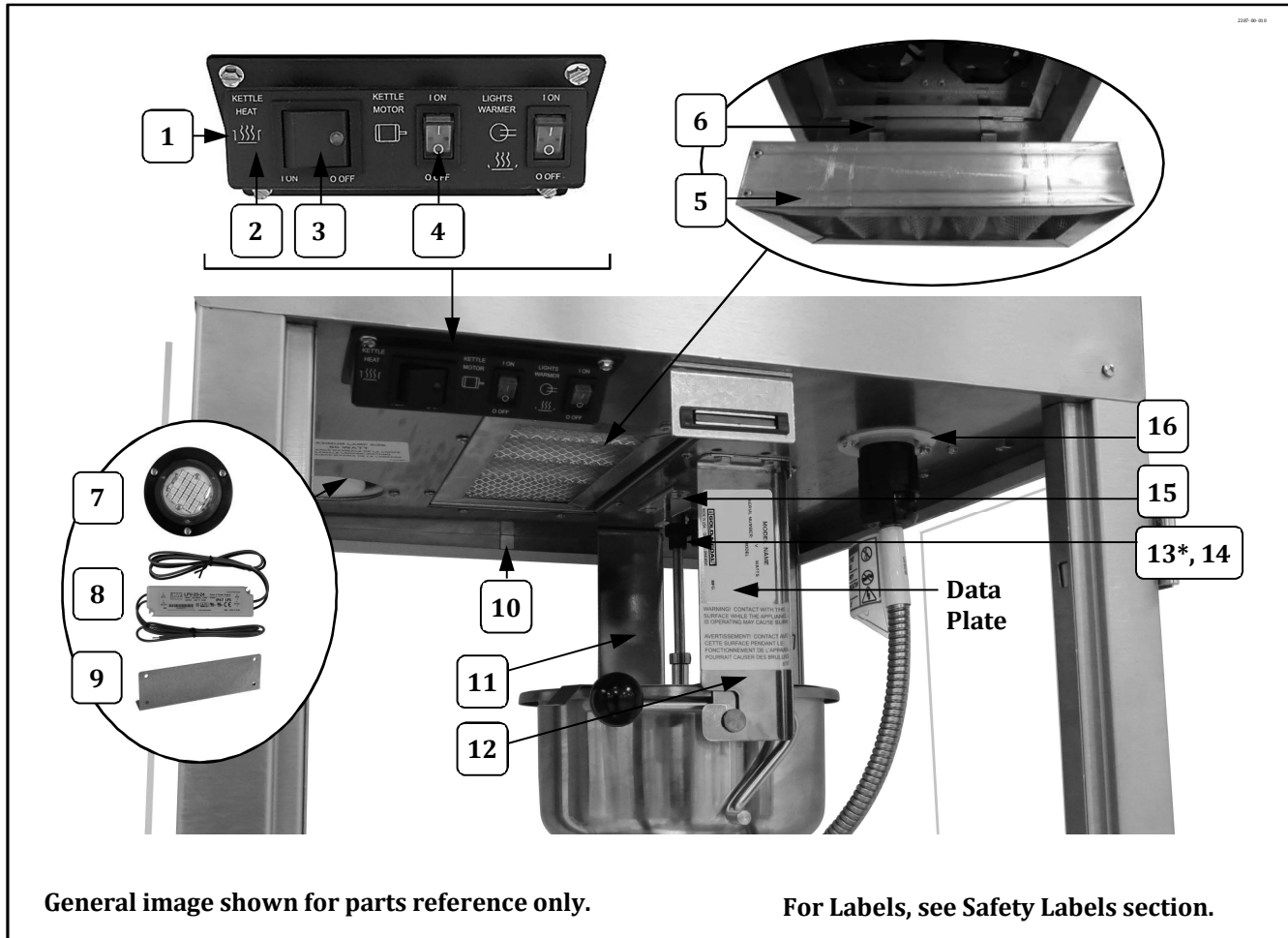
Item	Part Description	Part No.
1	SMALL SWITCH BOX	48501
2	SMALL SWITCH LABEL	48502
3	GREEN LIGHTED ROCKER SWITCH	42798
4	DPST ROCKER SWITCH	42532
5	5 X 10 X 2 FILTER	69850
6	FILTER SPRING CLIP	62666
7	LED REPLACEMENT NO PLATE	100544
8	POWER SUPPLY 24VDC 20W	55394
9	20W POWER SUPPLY BRACKET	55414
10	.5x.5x.1 MAGNET GLASS LOCK	51113
11	REAR HANGER ARM	61050
12	FRONT HANGER ARM	61049
13*	SPUR GEAR KIT (includes 2 gears with set screws. Always replace Agitator Spur Gear <u>and</u> Kettle Drive Motor Gear as a set.)	47059K
14	SET SCREW #10-32 X 3/16	41742
15	GEAR BLOCK	67194
16	L5-15R 15A RECEPTACLE	49330

Cabinet Interior – Controls View



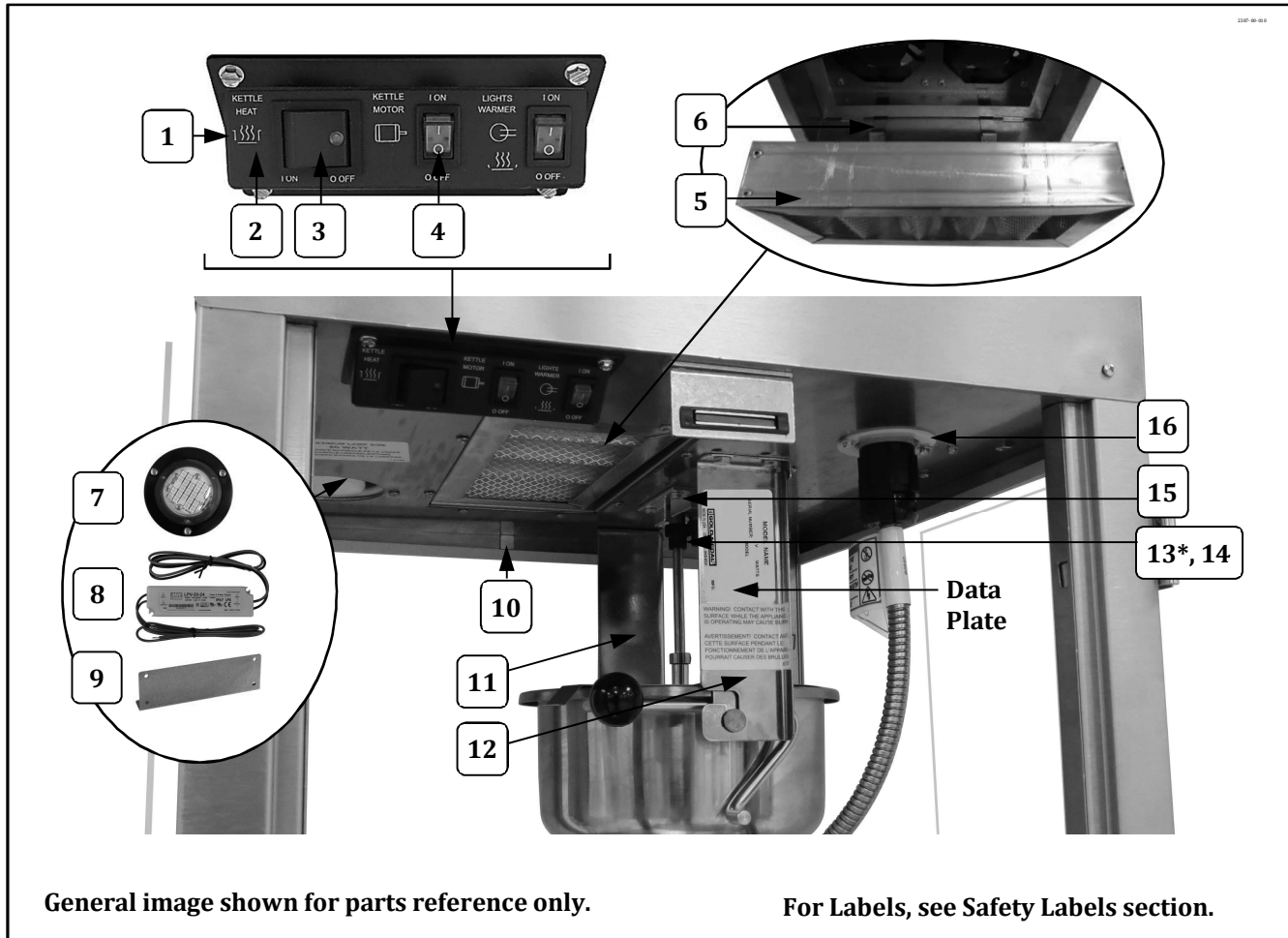
Item	Part Description	Part No.
1	SMALL SWITCH BOX	48501
2	SMALL SWITCH LABEL	48502
3	GREEN LIGHTED ROCKER SWITCH	42798
4	DPST ROCKER SWITCH	42532
5	5 X 10 X 2 FILTER	69850
6	FILTER SPRING CLIP	62666
7	LED REPLACEMENT NO PLATE	100544
8	POWER SUPPLY 24VDC 20W	55394
9	20W POWER SUPPLY BRACKET	55414
10	.5x.5x.1 MAGNET GLASS LOCK	51113
11	REAR HANGER ARM	61050
12	FRONT HANGER ARM	61049
13*	SPUR GEAR KIT (includes 2 gears with set screws. Always replace Agitator Spur Gear <u>and</u> Kettle Drive Motor Gear as a set.)	47059K
14	SET SCREW #10-32 X 3/16	41742
15	GEAR BLOCK	67194
16	L5-15R 15A RECEPTACLE	49330

Cabinet Interior – Controls View



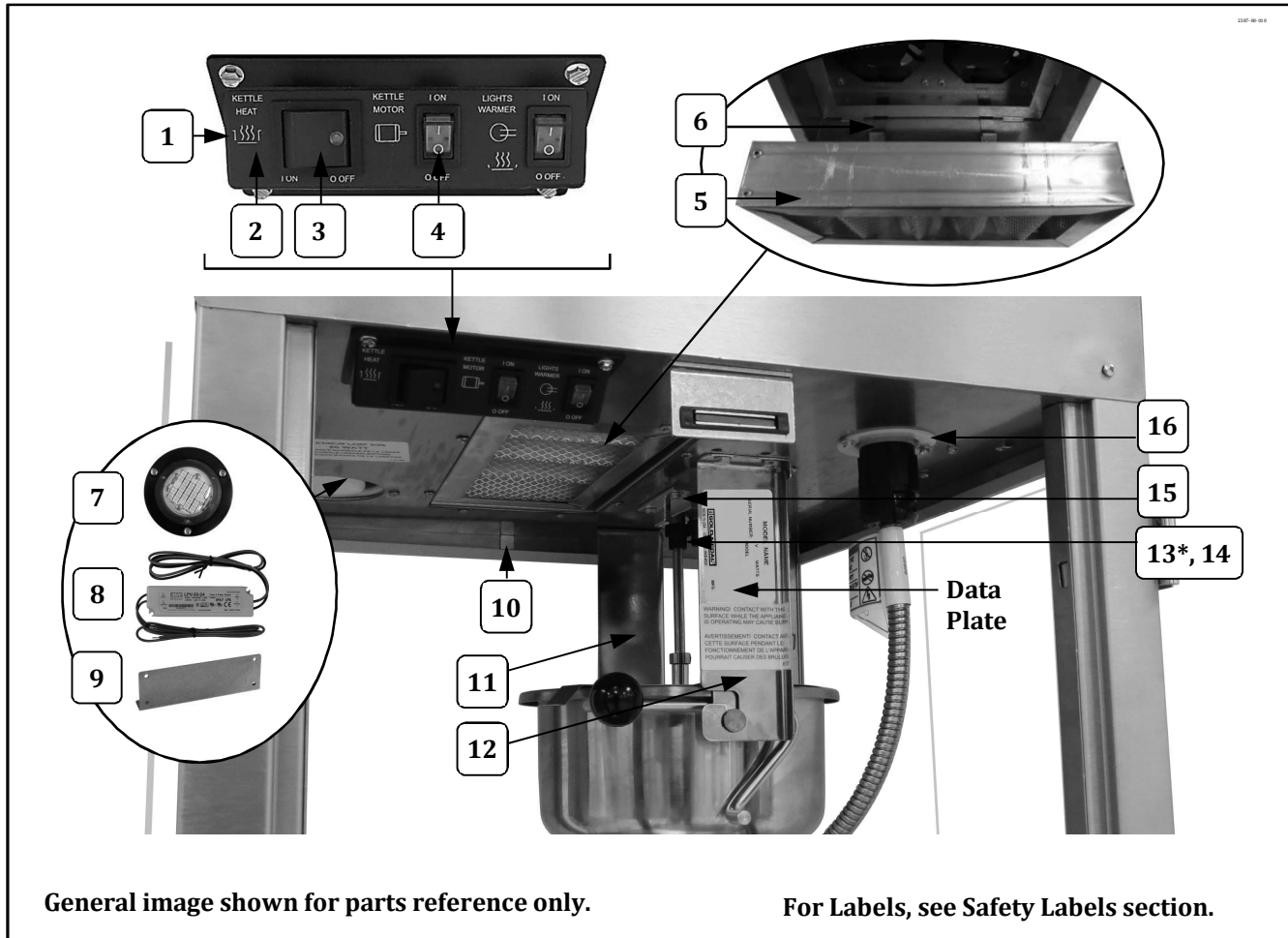
Item	Part Description	Part No.
1	SMALL SWITCH BOX	48501
2	SMALL SWITCH LABEL	48502
3	GREEN LIGHTED ROCKER SWITCH	42798
4	DPST ROCKER SWITCH	42532
5	5 X 10 X 2 FILTER	69850
6	FILTER SPRING CLIP	62666
7	LED REPLACEMENT NO PLATE	100544
8	POWER SUPPLY 24VDC 20W	55394
9	20W POWER SUPPLY BRACKET	55414
10	.5x.5x.1 MAGNET GLASS LOCK	51113
11	REAR HANGER ARM	61050
12	FRONT HANGER ARM	61049
13*	SPUR GEAR KIT (includes 2 gears with set screws. Always replace Agitator Spur Gear <u>and</u> Kettle Drive Motor Gear as a set.)	47059K
14	SET SCREW #10-32 X 3/16	41742
15	GEAR BLOCK	67194
16	L5-15R 15A RECEPTACLE	49330

Cabinet Interior – Controls View



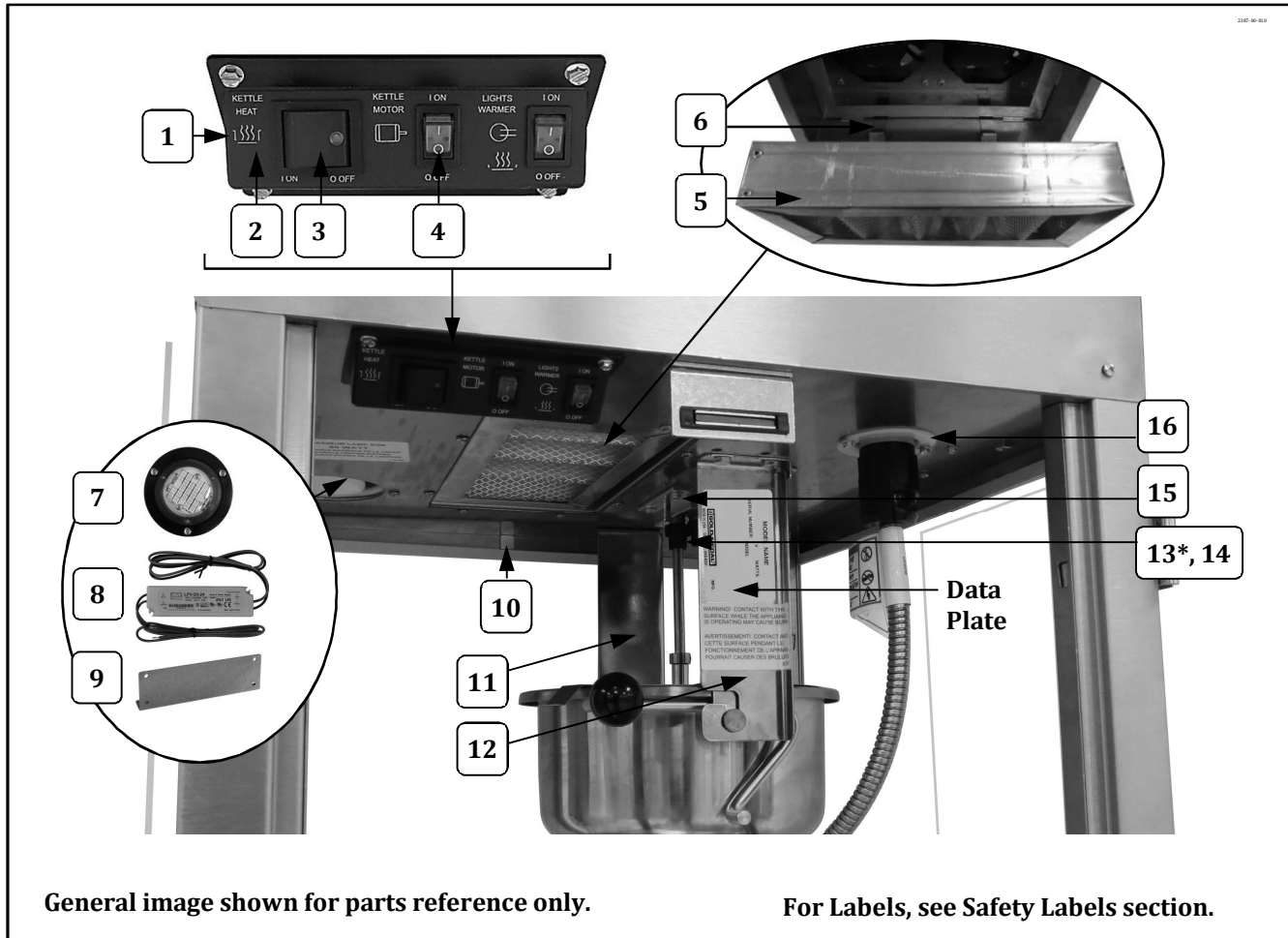
Item	Part Description	Part No.
1	SMALL SWITCH BOX	48501
2	SMALL SWITCH LABEL	48502
3	GREEN LIGHTED ROCKER SWITCH	42798
4	DPST ROCKER SWITCH	42532
5	5 X 10 X 2 FILTER	69850
6	FILTER SPRING CLIP	62666
7	LED REPLACEMENT NO PLATE	100544
8	POWER SUPPLY 24VDC 20W	55394
9	20W POWER SUPPLY BRACKET	55414
10	.5x.5x.1 MAGNET GLASS LOCK	51113
11	REAR HANGER ARM	61050
12	FRONT HANGER ARM	61049
13*	SPUR GEAR KIT (includes 2 gears with set screws. Always replace Agitator Spur Gear <u>and</u> Kettle Drive Motor Gear as a set.)	47059K
14	SET SCREW #10-32 X 3/16	41742
15	GEAR BLOCK	67194
16	L5-15R 15A RECEPTACLE	49330

Cabinet Interior – Controls View



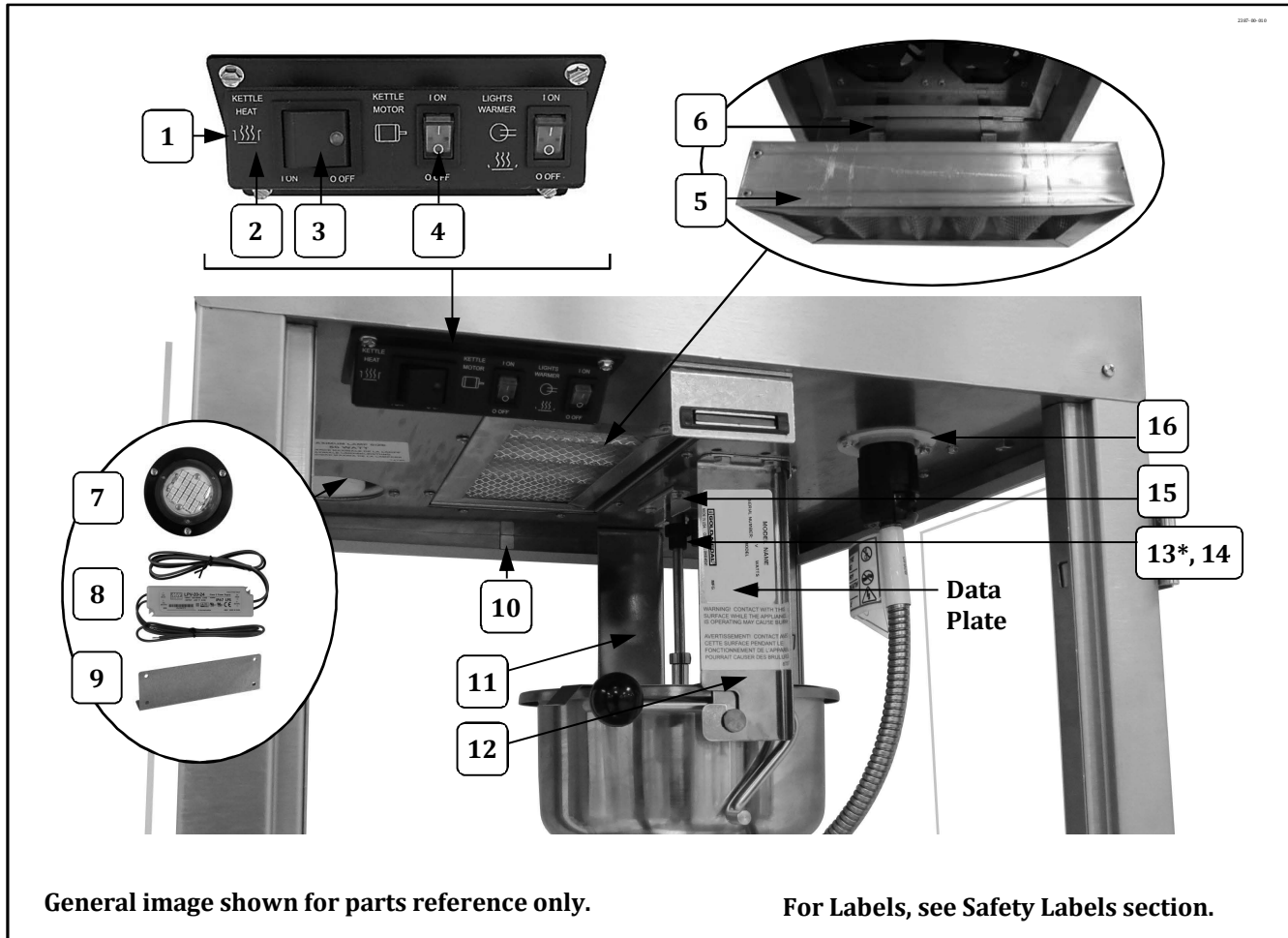
Item	Part Description	Part No.
1	SMALL SWITCH BOX	48501
2	SMALL SWITCH LABEL	48502
3	GREEN LIGHTED ROCKER SWITCH	42798
4	DPST ROCKER SWITCH	42532
5	5 X 10 X 2 FILTER	69850
6	FILTER SPRING CLIP	62666
7	LED REPLACEMENT NO PLATE	100544
8	POWER SUPPLY 24VDC 20W	55394
9	20W POWER SUPPLY BRACKET	55414
10	.5x.5x.1 MAGNET GLASS LOCK	51113
11	REAR HANGER ARM	61050
12	FRONT HANGER ARM	61049
13*	SPUR GEAR KIT (includes 2 gears with set screws. Always replace Agitator Spur Gear <u>and</u> Kettle Drive Motor Gear as a set.)	47059K
14	SET SCREW #10-32 X 3/16	41742
15	GEAR BLOCK	67194
16	L5-15R 15A RECEPTACLE	49330

Cabinet Interior – Controls View



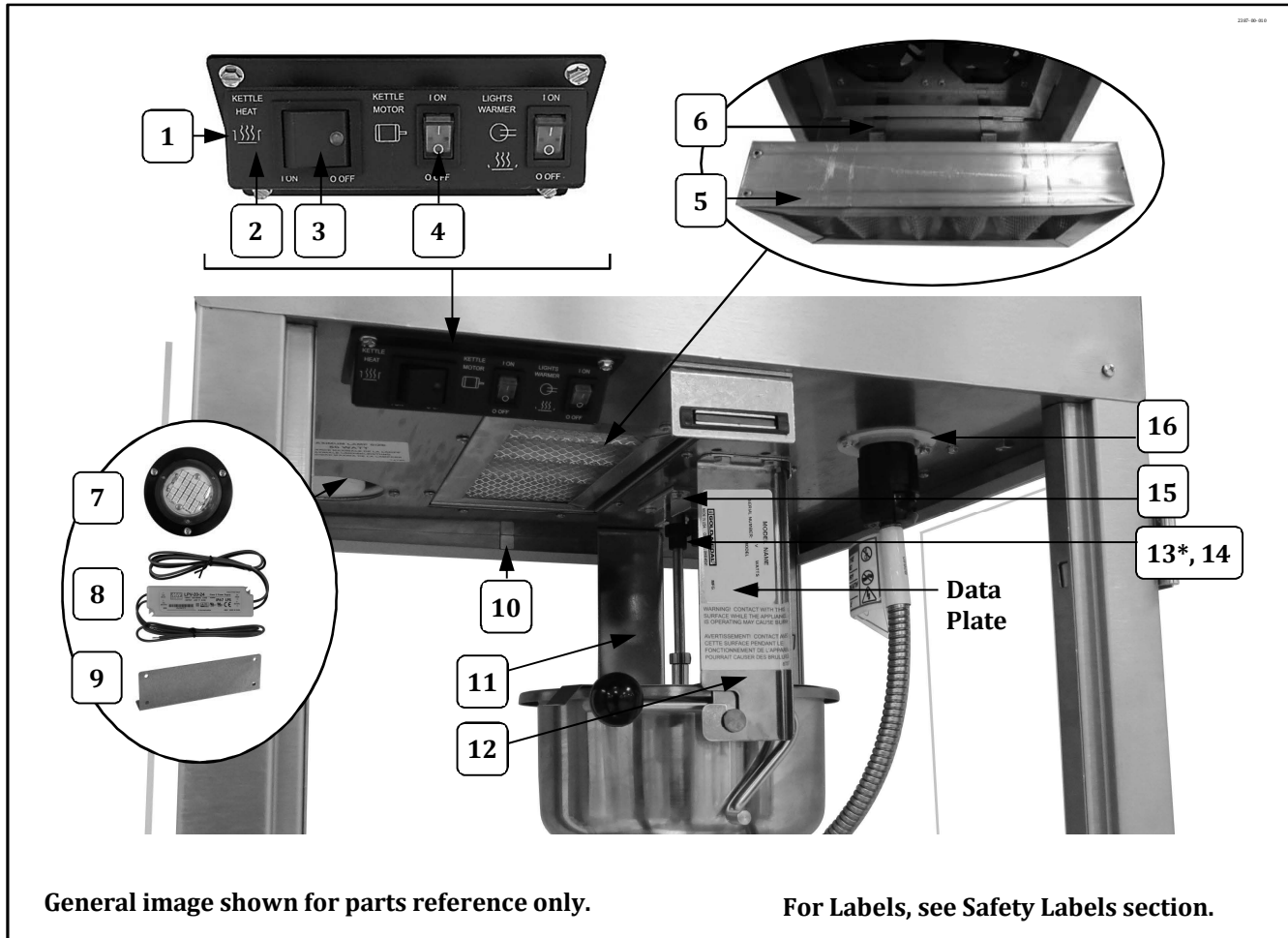
Item	Part Description	Part No.
1	SMALL SWITCH BOX	48501
2	SMALL SWITCH LABEL	48502
3	GREEN LIGHTED ROCKER SWITCH	42798
4	DPST ROCKER SWITCH	42532
5	5 X 10 X 2 FILTER	69850
6	FILTER SPRING CLIP	62666
7	LED REPLACEMENT NO PLATE	100544
8	POWER SUPPLY 24VDC 20W	55394
9	20W POWER SUPPLY BRACKET	55414
10	.5x.5x.1 MAGNET GLASS LOCK	51113
11	REAR HANGER ARM	61050
12	FRONT HANGER ARM	61049
13*	SPUR GEAR KIT (includes 2 gears with set screws. Always replace Agitator Spur Gear <u>and</u> Kettle Drive Motor Gear as a set.)	47059K
14	SET SCREW #10-32 X 3/16	41742
15	GEAR BLOCK	67194
16	L5-15R 15A RECEPTACLE	49330

Cabinet Interior – Controls View



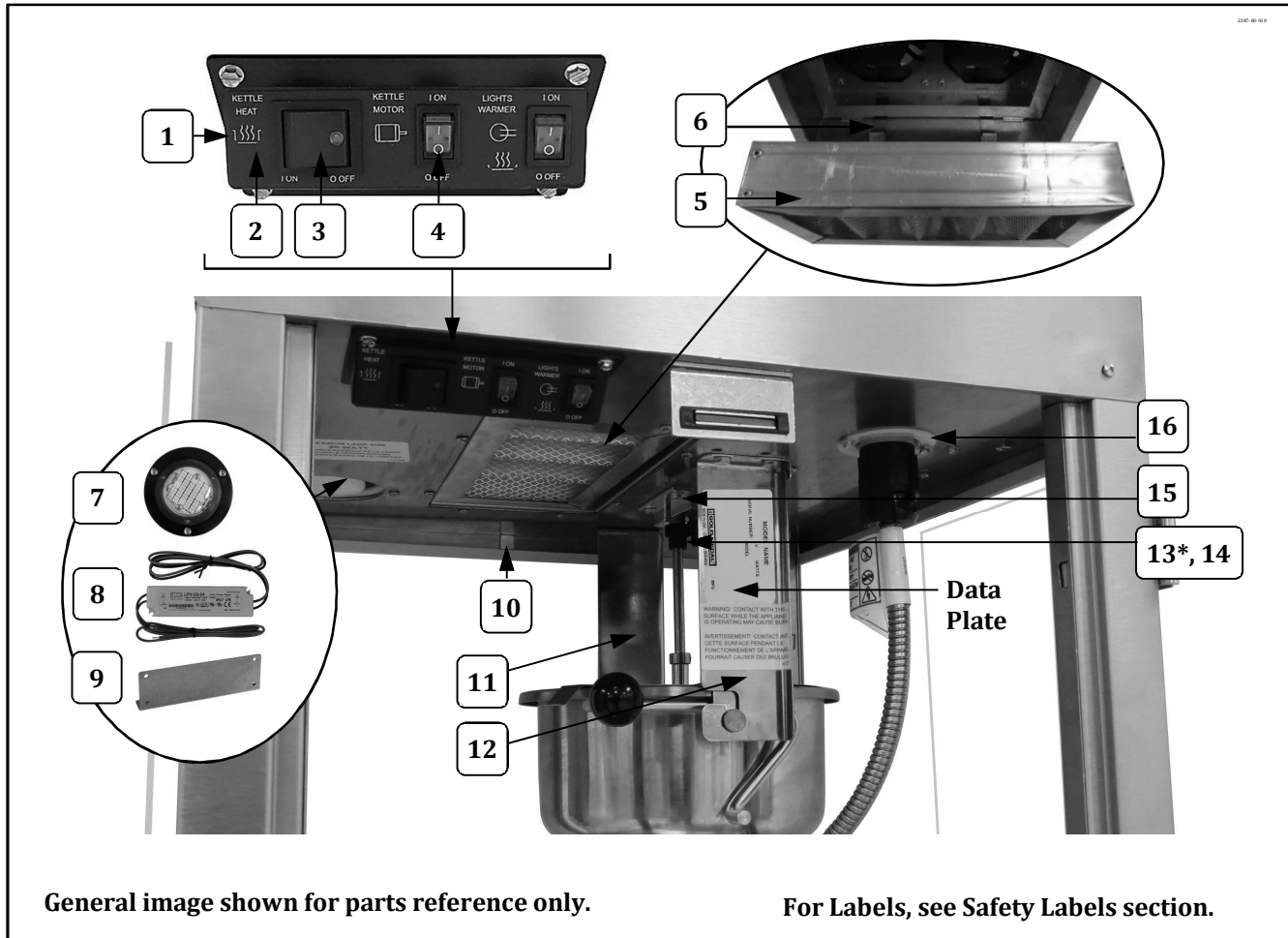
Item	Part Description	Part No.
1	SMALL SWITCH BOX	48501
2	SMALL SWITCH LABEL	48502
3	GREEN LIGHTED ROCKER SWITCH	42798
4	DPST ROCKER SWITCH	42532
5	5 X 10 X 2 FILTER	69850
6	FILTER SPRING CLIP	62666
7	LED REPLACEMENT NO PLATE	100544
8	POWER SUPPLY 24VDC 20W	55394
9	20W POWER SUPPLY BRACKET	55414
10	.5x.5x.1 MAGNET GLASS LOCK	51113
11	REAR HANGER ARM	61050
12	FRONT HANGER ARM	61049
13*	SPUR GEAR KIT (includes 2 gears with set screws. Always replace Agitator Spur Gear <u>and</u> Kettle Drive Motor Gear as a set.)	47059K
14	SET SCREW #10-32 X 3/16	41742
15	GEAR BLOCK	67194
16	L5-15R 15A RECEPTACLE	49330

Cabinet Interior – Controls View



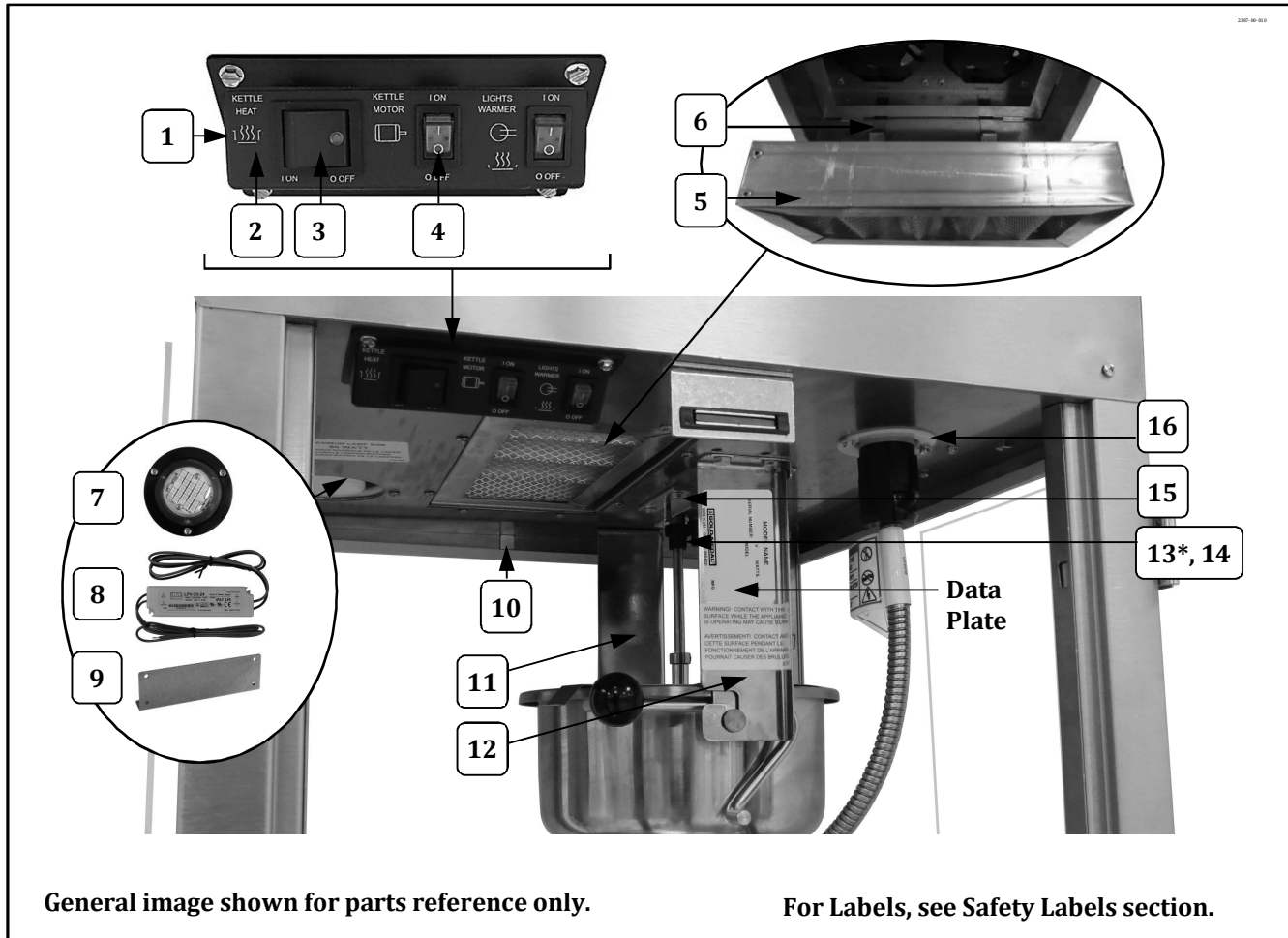
Item	Part Description	Part No.
1	SMALL SWITCH BOX	48501
2	SMALL SWITCH LABEL	48502
3	GREEN LIGHTED ROCKER SWITCH	42798
4	DPST ROCKER SWITCH	42532
5	5 X 10 X 2 FILTER	69850
6	FILTER SPRING CLIP	62666
7	LED REPLACEMENT NO PLATE	100544
8	POWER SUPPLY 24VDC 20W	55394
9	20W POWER SUPPLY BRACKET	55414
10	.5x.5x.1 MAGNET GLASS LOCK	51113
11	REAR HANGER ARM	61050
12	FRONT HANGER ARM	61049
13*	SPUR GEAR KIT (includes 2 gears with set screws. Always replace Agitator Spur Gear <u>and</u> Kettle Drive Motor Gear as a set.)	47059K
14	SET SCREW #10-32 X 3/16	41742
15	GEAR BLOCK	67194
16	L5-15R 15A RECEPTACLE	49330

Cabinet Interior – Controls View



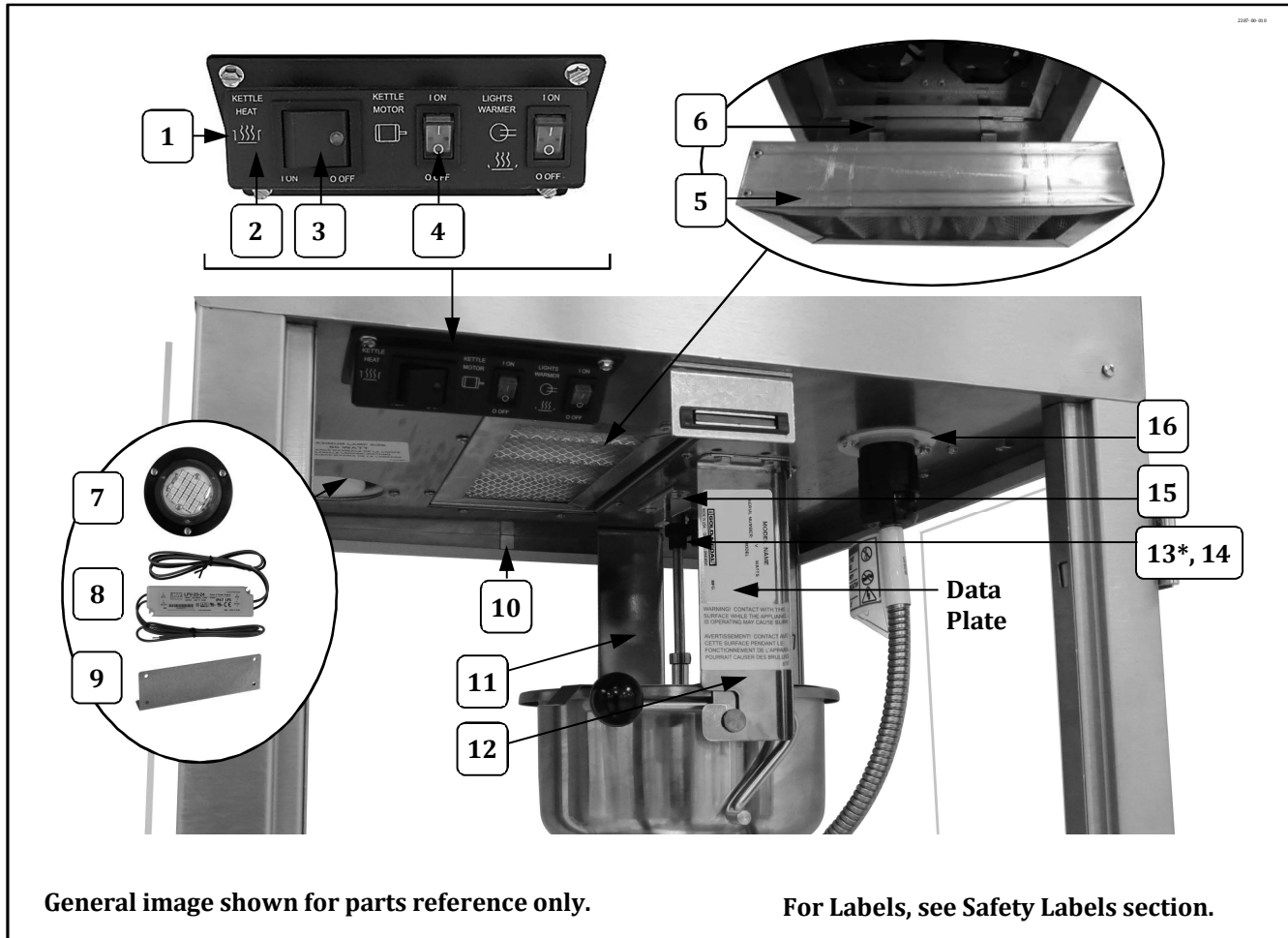
Item	Part Description	Part No.
1	SMALL SWITCH BOX	48501
2	SMALL SWITCH LABEL	48502
3	GREEN LIGHTED ROCKER SWITCH	42798
4	DPST ROCKER SWITCH	42532
5	5 X 10 X 2 FILTER	69850
6	FILTER SPRING CLIP	62666
7	LED REPLACEMENT NO PLATE	100544
8	POWER SUPPLY 24VDC 20W	55394
9	20W POWER SUPPLY BRACKET	55414
10	.5x.5x.1 MAGNET GLASS LOCK	51113
11	REAR HANGER ARM	61050
12	FRONT HANGER ARM	61049
13*	SPUR GEAR KIT (includes 2 gears with set screws. Always replace Agitator Spur Gear <u>and</u> Kettle Drive Motor Gear as a set.)	47059K
14	SET SCREW #10-32 X 3/16	41742
15	GEAR BLOCK	67194
16	L5-15R 15A RECEPTACLE	49330

Cabinet Interior – Controls View



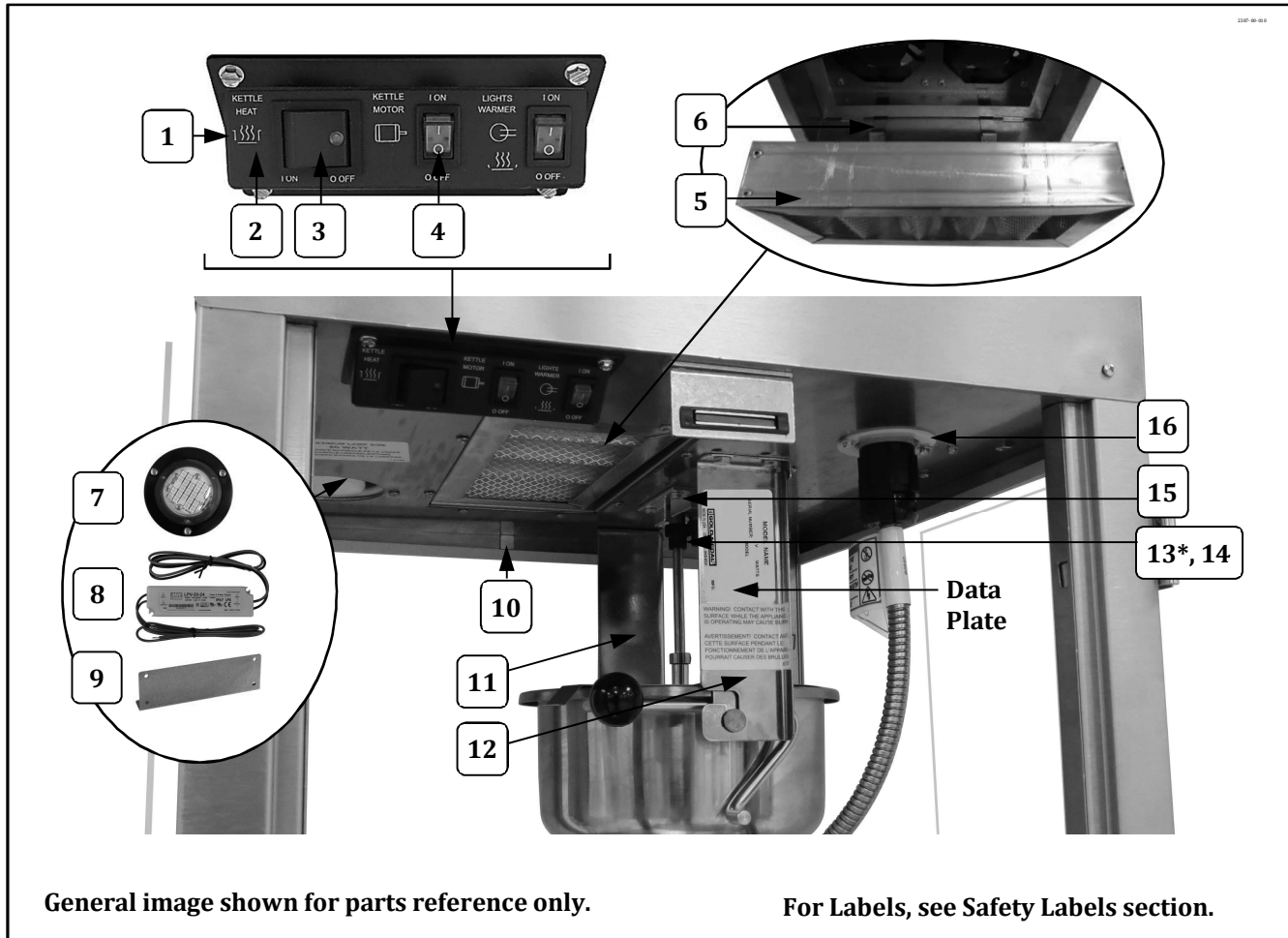
Item	Part Description	Part No.
1	SMALL SWITCH BOX	48501
2	SMALL SWITCH LABEL	48502
3	GREEN LIGHTED ROCKER SWITCH	42798
4	DPST ROCKER SWITCH	42532
5	5 X 10 X 2 FILTER	69850
6	FILTER SPRING CLIP	62666
7	LED REPLACEMENT NO PLATE	100544
8	POWER SUPPLY 24VDC 20W	55394
9	20W POWER SUPPLY BRACKET	55414
10	.5x.5x.1 MAGNET GLASS LOCK	51113
11	REAR HANGER ARM	61050
12	FRONT HANGER ARM	61049
13*	SPUR GEAR KIT (includes 2 gears with set screws. Always replace Agitator Spur Gear <u>and</u> Kettle Drive Motor Gear as a set.)	47059K
14	SET SCREW #10-32 X 3/16	41742
15	GEAR BLOCK	67194
16	L5-15R 15A RECEPTACLE	49330

Cabinet Interior – Controls View



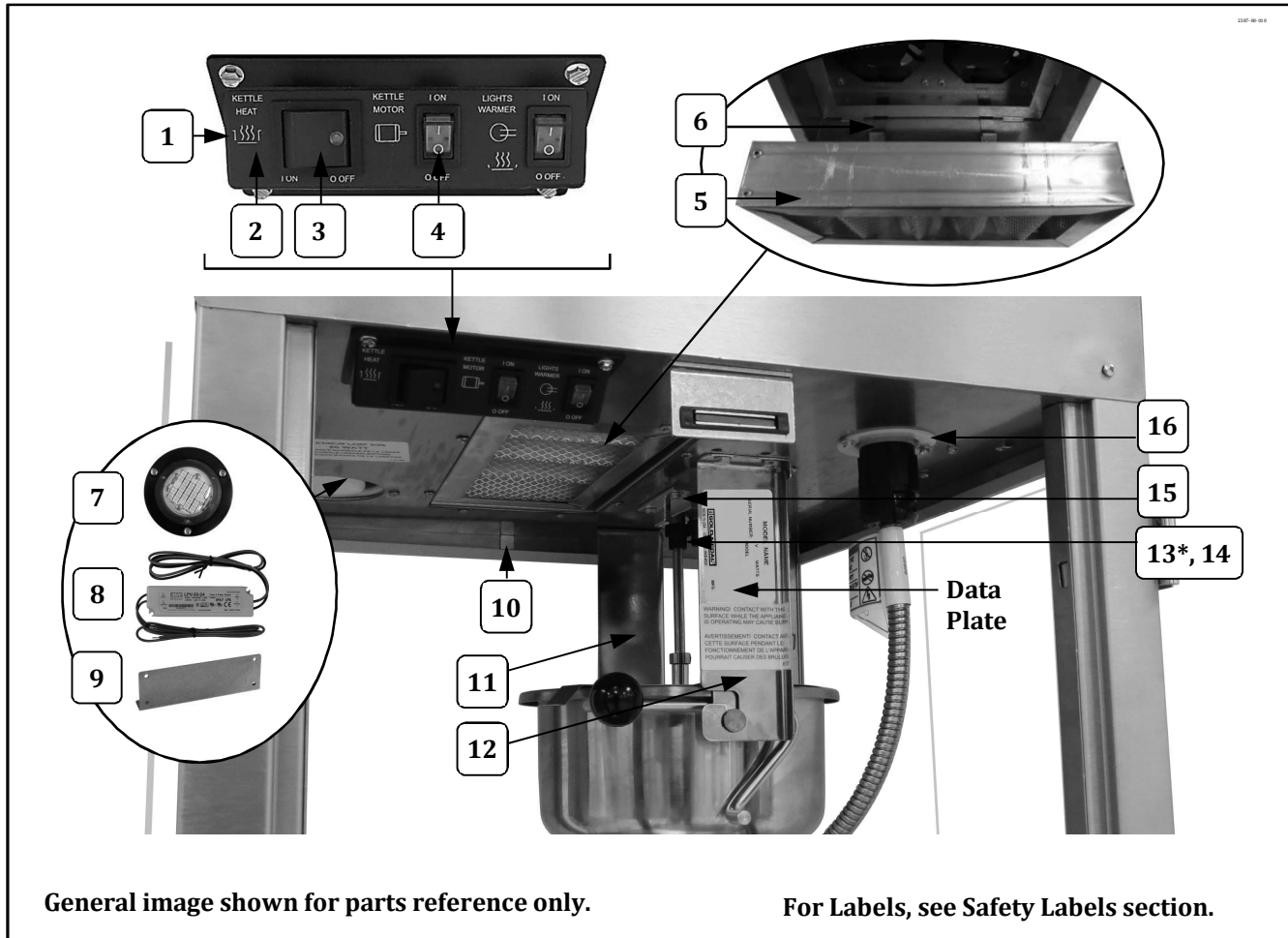
Item	Part Description	Part No.
1	SMALL SWITCH BOX	48501
2	SMALL SWITCH LABEL	48502
3	GREEN LIGHTED ROCKER SWITCH	42798
4	DPST ROCKER SWITCH	42532
5	5 X 10 X 2 FILTER	69850
6	FILTER SPRING CLIP	62666
7	LED REPLACEMENT NO PLATE	100544
8	POWER SUPPLY 24VDC 20W	55394
9	20W POWER SUPPLY BRACKET	55414
10	.5x.5x.1 MAGNET GLASS LOCK	51113
11	REAR HANGER ARM	61050
12	FRONT HANGER ARM	61049
13*	SPUR GEAR KIT (includes 2 gears with set screws. Always replace Agitator Spur Gear <u>and</u> Kettle Drive Motor Gear as a set.)	47059K
14	SET SCREW #10-32 X 3/16	41742
15	GEAR BLOCK	67194
16	L5-15R 15A RECEPTACLE	49330

Cabinet Interior – Controls View



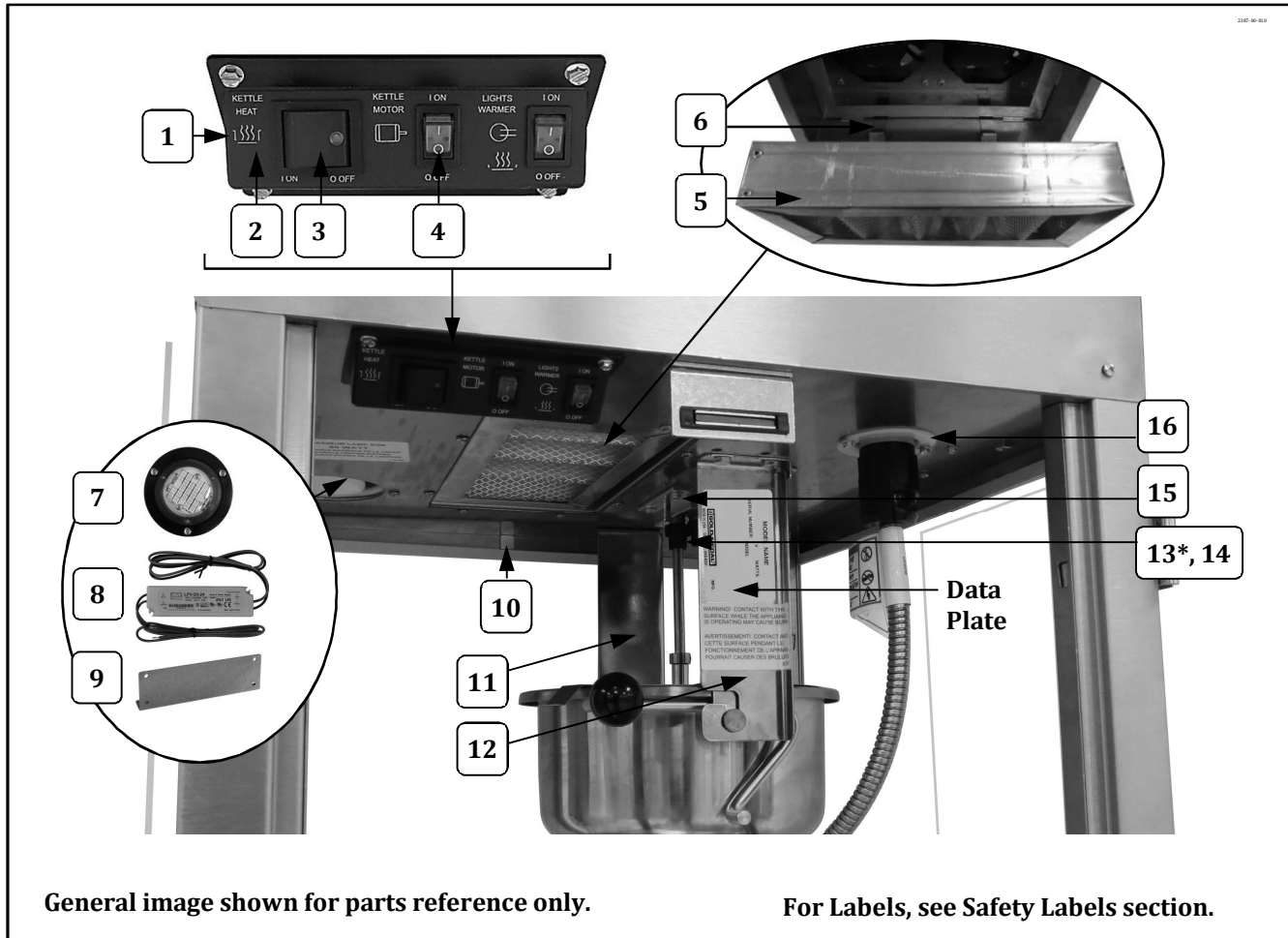
Item	Part Description	Part No.
1	SMALL SWITCH BOX	48501
2	SMALL SWITCH LABEL	48502
3	GREEN LIGHTED ROCKER SWITCH	42798
4	DPST ROCKER SWITCH	42532
5	5 X 10 X 2 FILTER	69850
6	FILTER SPRING CLIP	62666
7	LED REPLACEMENT NO PLATE	100544
8	POWER SUPPLY 24VDC 20W	55394
9	20W POWER SUPPLY BRACKET	55414
10	.5x.5x.1 MAGNET GLASS LOCK	51113
11	REAR HANGER ARM	61050
12	FRONT HANGER ARM	61049
13*	SPUR GEAR KIT (includes 2 gears with set screws. Always replace Agitator Spur Gear <u>and</u> Kettle Drive Motor Gear as a set.)	47059K
14	SET SCREW #10-32 X 3/16	41742
15	GEAR BLOCK	67194
16	L5-15R 15A RECEPTACLE	49330

Cabinet Interior – Controls View



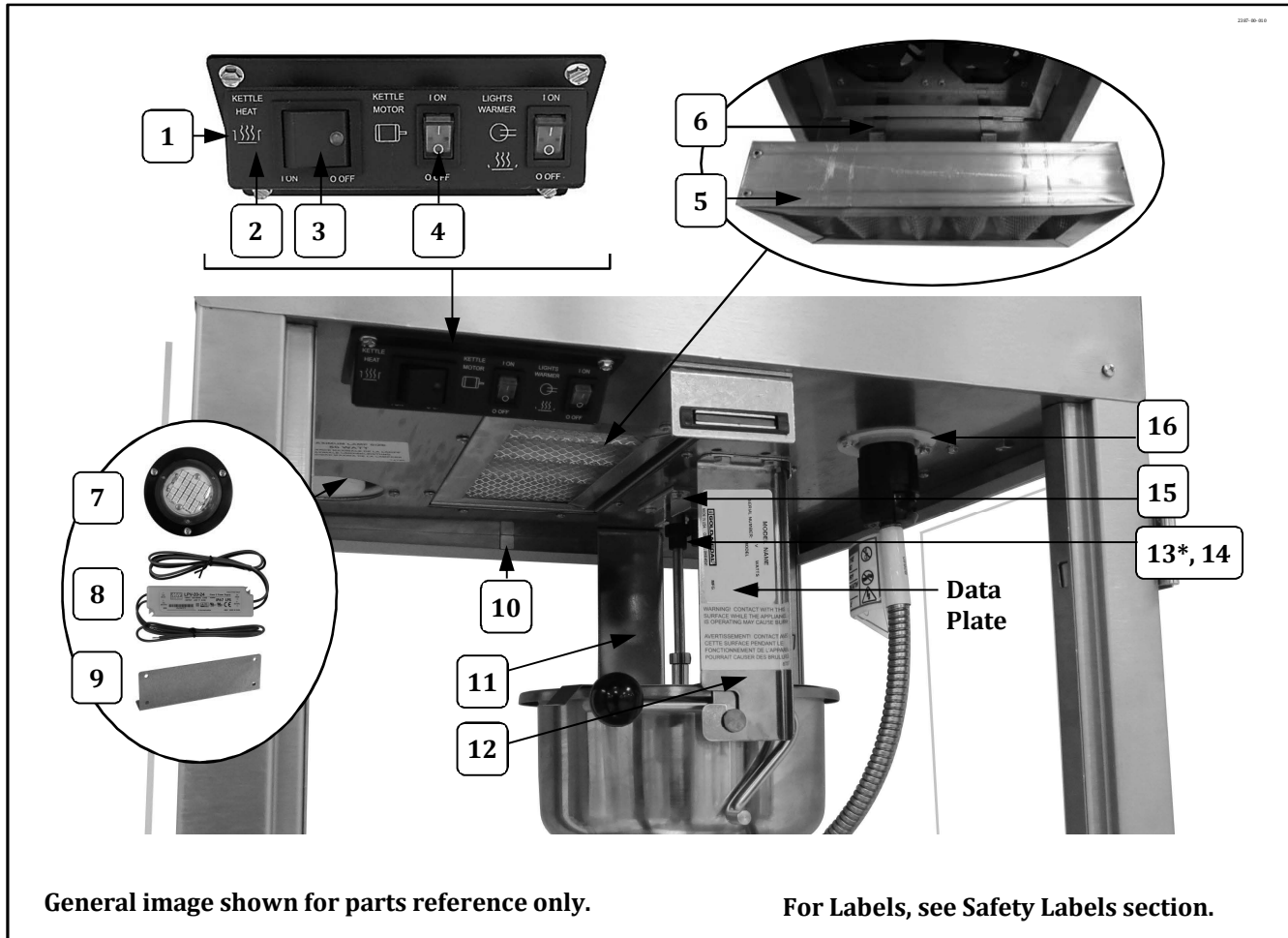
Item	Part Description	Part No.
1	SMALL SWITCH BOX	48501
2	SMALL SWITCH LABEL	48502
3	GREEN LIGHTED ROCKER SWITCH	42798
4	DPST ROCKER SWITCH	42532
5	5 X 10 X 2 FILTER	69850
6	FILTER SPRING CLIP	62666
7	LED REPLACEMENT NO PLATE	100544
8	POWER SUPPLY 24VDC 20W	55394
9	20W POWER SUPPLY BRACKET	55414
10	.5x.5x.1 MAGNET GLASS LOCK	51113
11	REAR HANGER ARM	61050
12	FRONT HANGER ARM	61049
13*	SPUR GEAR KIT (includes 2 gears with set screws. Always replace Agitator Spur Gear <u>and</u> Kettle Drive Motor Gear as a set.)	47059K
14	SET SCREW #10-32 X 3/16	41742
15	GEAR BLOCK	67194
16	L5-15R 15A RECEPTACLE	49330

Cabinet Interior – Controls View



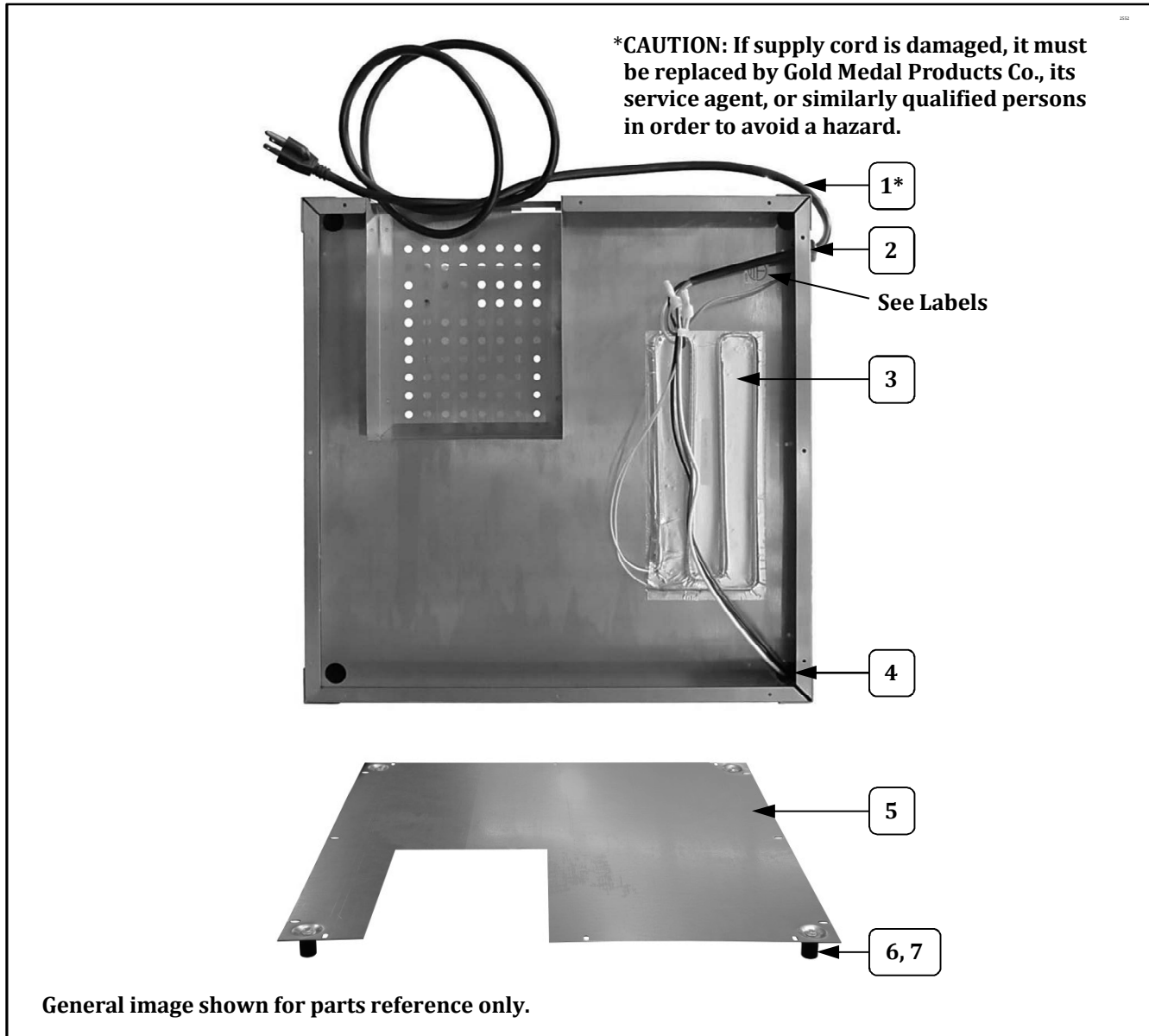
Item	Part Description	Part No.
1	SMALL SWITCH BOX	48501
2	SMALL SWITCH LABEL	48502
3	GREEN LIGHTED ROCKER SWITCH	42798
4	DPST ROCKER SWITCH	42532
5	5 X 10 X 2 FILTER	69850
6	FILTER SPRING CLIP	62666
7	LED REPLACEMENT NO PLATE	100544
8	POWER SUPPLY 24VDC 20W	55394
9	20W POWER SUPPLY BRACKET	55414
10	.5x.5x.1 MAGNET GLASS LOCK	51113
11	REAR HANGER ARM	61050
12	FRONT HANGER ARM	61049
13*	SPUR GEAR KIT (includes 2 gears with set screws. Always replace Agitator Spur Gear <u>and</u> Kettle Drive Motor Gear as a set.)	47059K
14	SET SCREW #10-32 X 3/16	41742
15	GEAR BLOCK	67194
16	L5-15R 15A RECEPTACLE	49330

Cabinet Interior – Controls View



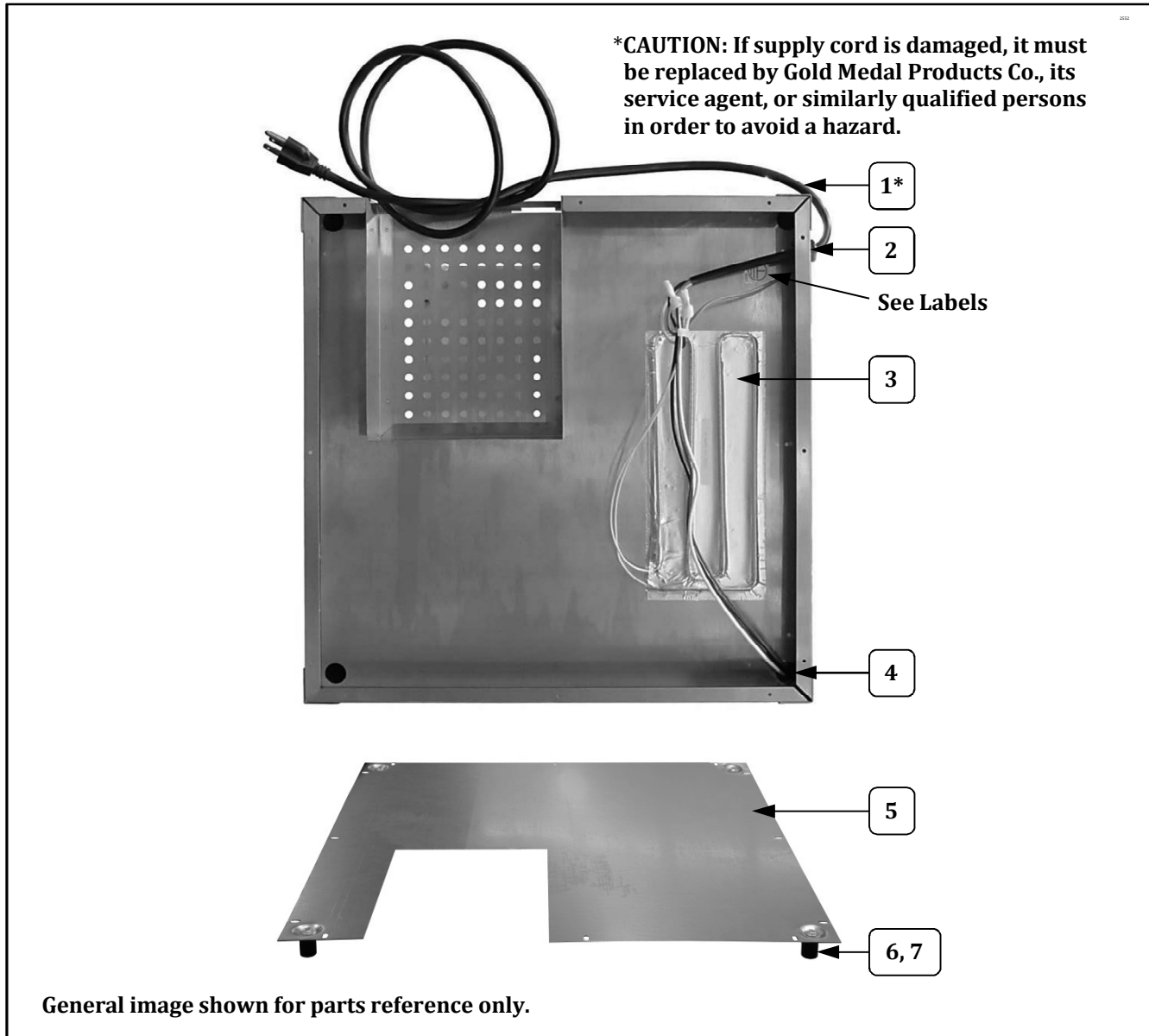
Item	Part Description	Part No.
1	SMALL SWITCH BOX	48501
2	SMALL SWITCH LABEL	48502
3	GREEN LIGHTED ROCKER SWITCH	42798
4	DPST ROCKER SWITCH	42532
5	5 X 10 X 2 FILTER	69850
6	FILTER SPRING CLIP	62666
7	LED REPLACEMENT NO PLATE	100544
8	POWER SUPPLY 24VDC 20W	55394
9	20W POWER SUPPLY BRACKET	55414
10	.5x.5x.1 MAGNET GLASS LOCK	51113
11	REAR HANGER ARM	61050
12	FRONT HANGER ARM	61049
13*	SPUR GEAR KIT (includes 2 gears with set screws. Always replace Agitator Spur Gear <u>and</u> Kettle Drive Motor Gear as a set.)	47059K
14	SET SCREW #10-32 X 3/16	41742
15	GEAR BLOCK	67194
16	L5-15R 15A RECEPTACLE	49330

Cabinet Bottom – Corn Pan Element View



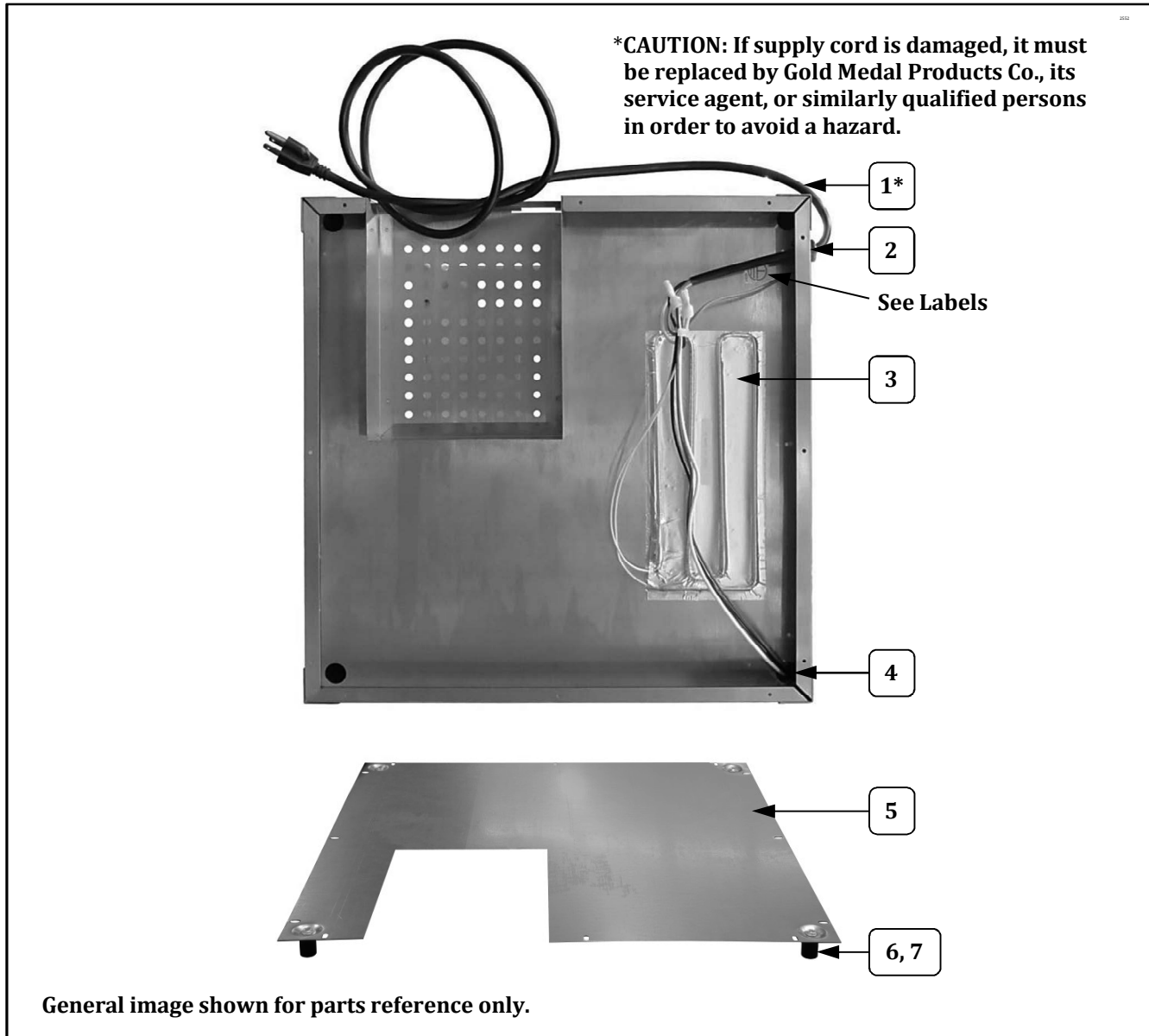
Item	Part Description	Part No.
1	LEAD IN CORD 15 AMP PLUG	87085
2	STRAIN RELIEF	67060
3	120 VOLT FOIL HEATER	40557
4	.875 SNAP BUSHING	45396
5	BOTTOM COVER	49838
6	GLIDE	47328
7	10-24 X 3/4 HEX HD	41314

Cabinet Bottom – Corn Pan Element View



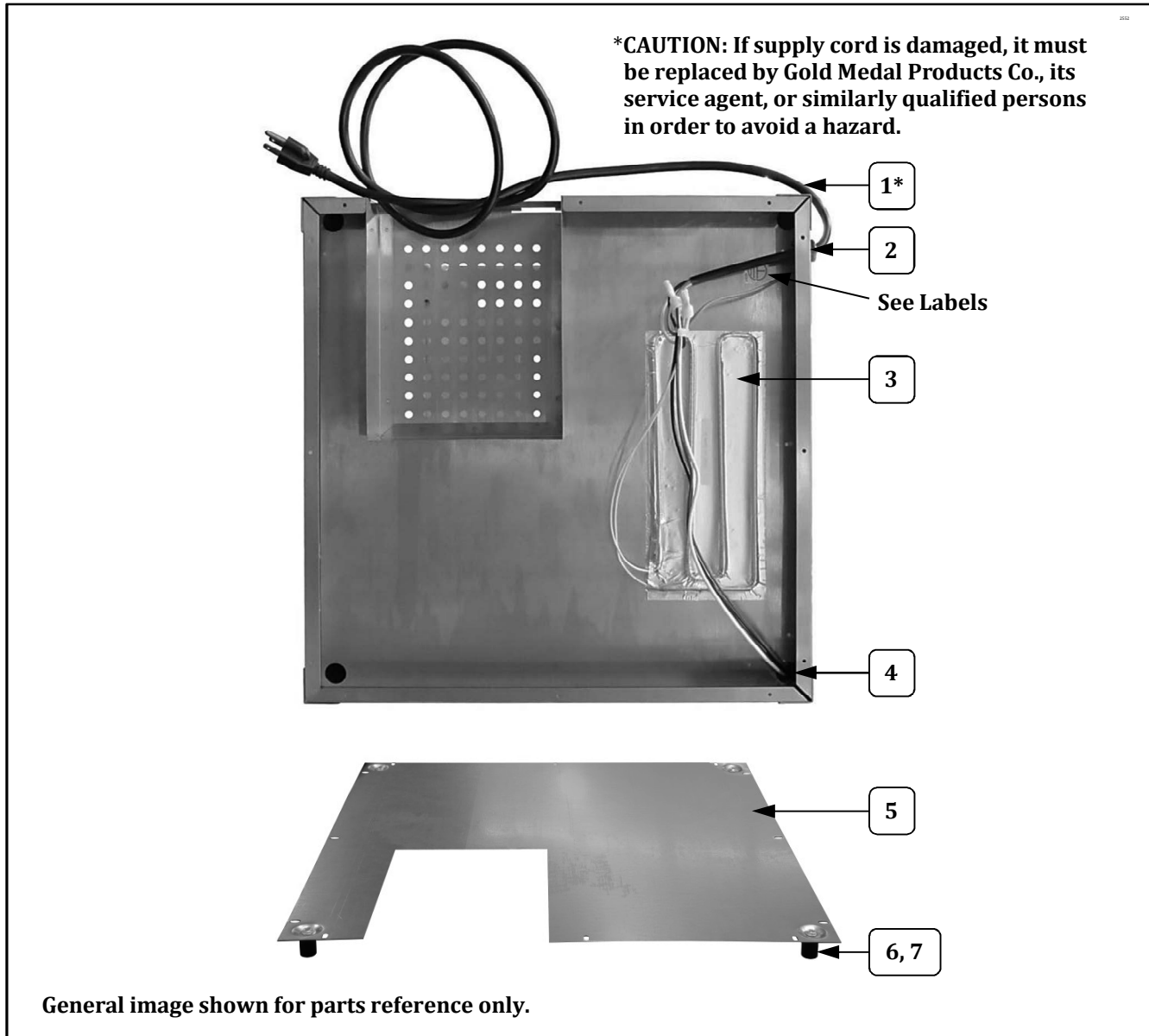
Item	Part Description	Part No.
1	LEAD IN CORD 15 AMP PLUG	87085
2	STRAIN RELIEF	67060
3	120 VOLT FOIL HEATER	40557
4	.875 SNAP BUSHING	45396
5	BOTTOM COVER	49838
6	GLIDE	47328
7	10-24 X 3/4 HEX HD	41314

Cabinet Bottom – Corn Pan Element View



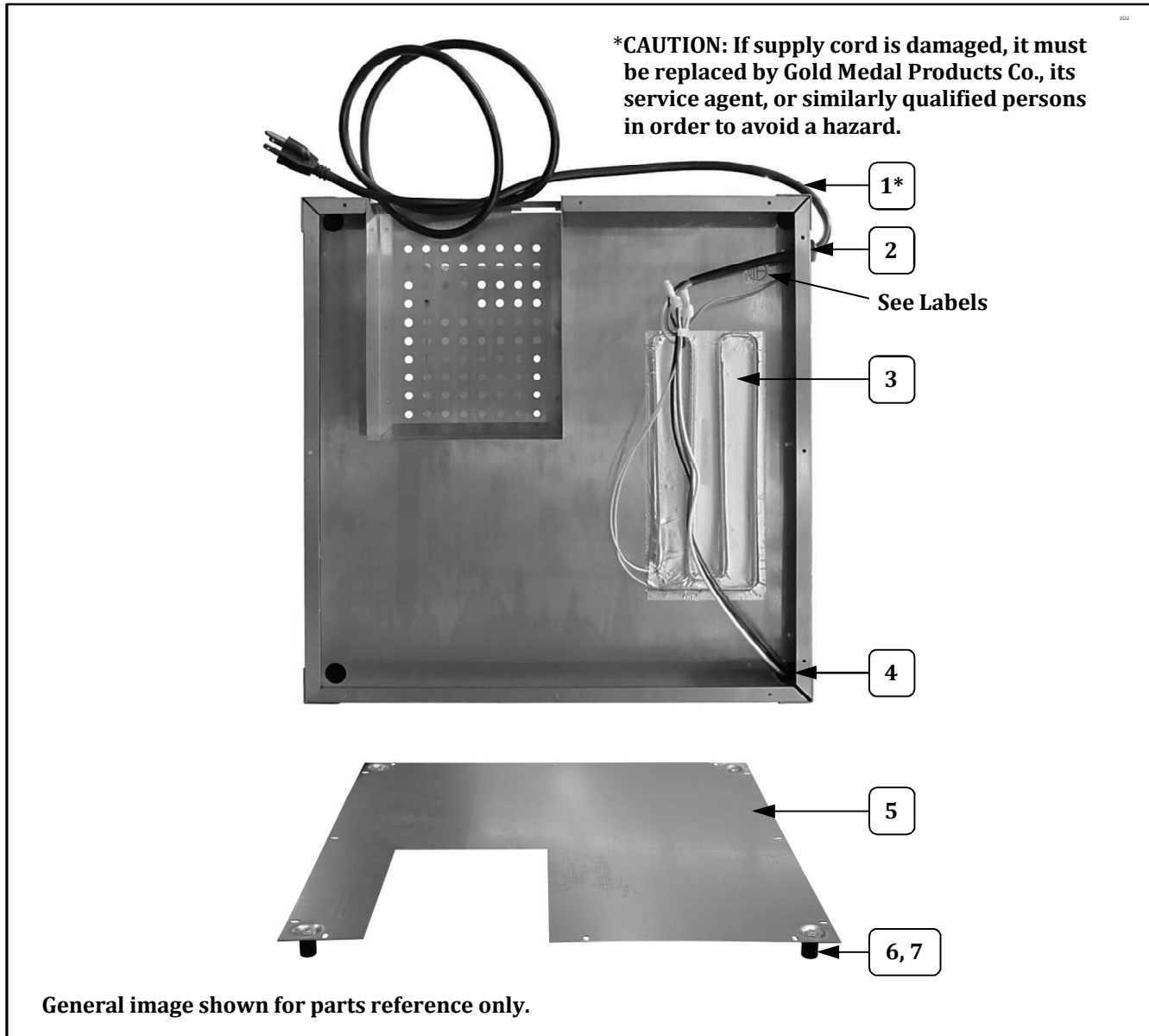
Item	Part Description	Part No.
1	LEAD IN CORD 15 AMP PLUG	87085
2	STRAIN RELIEF	67060
3	120 VOLT FOIL HEATER	40557
4	.875 SNAP BUSHING	45396
5	BOTTOM COVER	49838
6	GLIDE	47328
7	10-24 X 3/4 HEX HD	41314

Cabinet Bottom – Corn Pan Element View



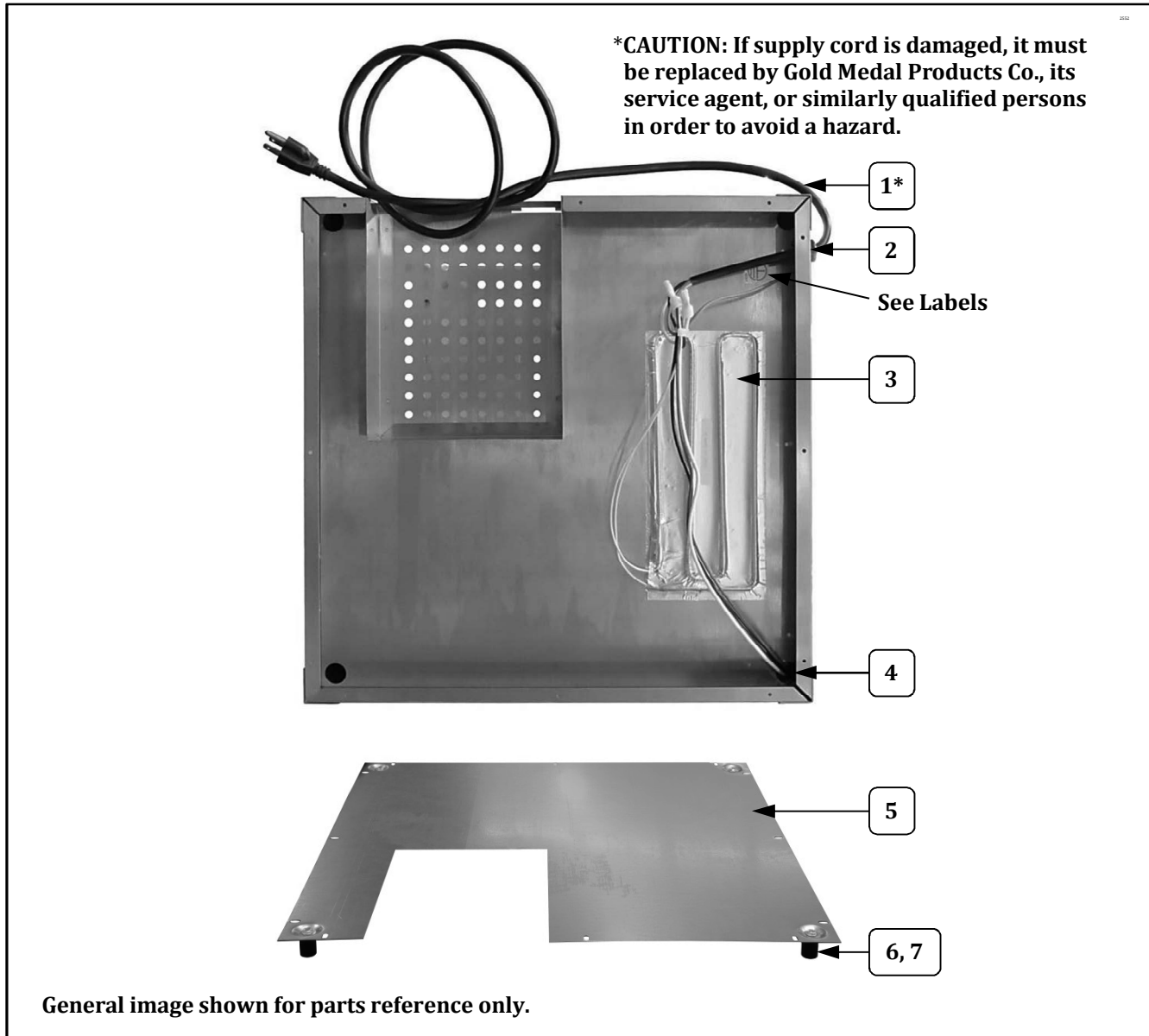
Item	Part Description	Part No.
1	LEAD IN CORD 15 AMP PLUG	87085
2	STRAIN RELIEF	67060
3	120 VOLT FOIL HEATER	40557
4	.875 SNAP BUSHING	45396
5	BOTTOM COVER	49838
6	GLIDE	47328
7	10-24 X 3/4 HEX HD	41314

Cabinet Bottom – Corn Pan Element View



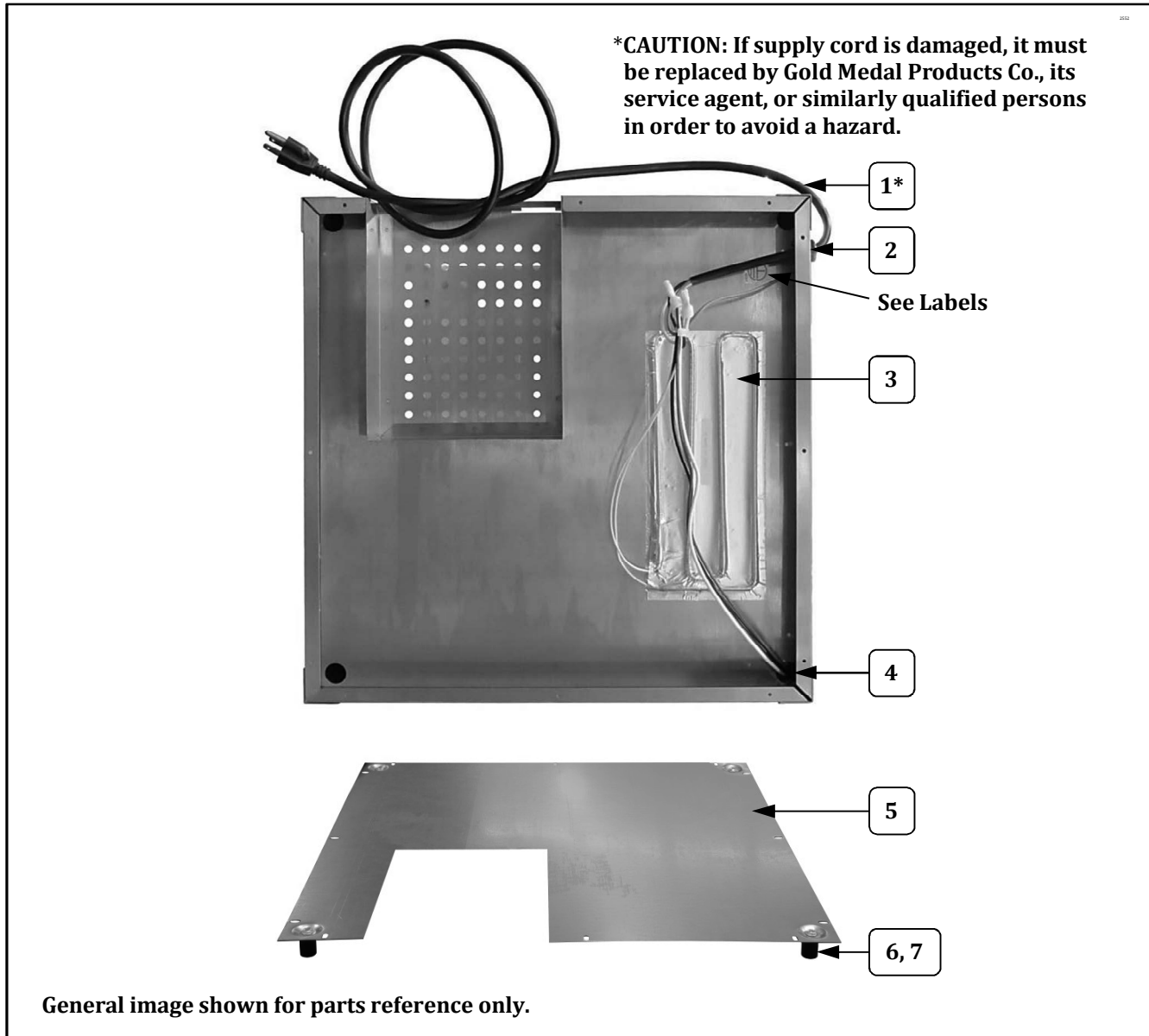
Item	Part Description	Part No.
1	LEAD IN CORD 15 AMP PLUG	87085
2	STRAIN RELIEF	67060
3	120 VOLT FOIL HEATER	40557
4	.875 SNAP BUSHING	45396
5	BOTTOM COVER	49838
6	GLIDE	47328
7	10-24 X 3/4 HEX HD	41314

Cabinet Bottom – Corn Pan Element View



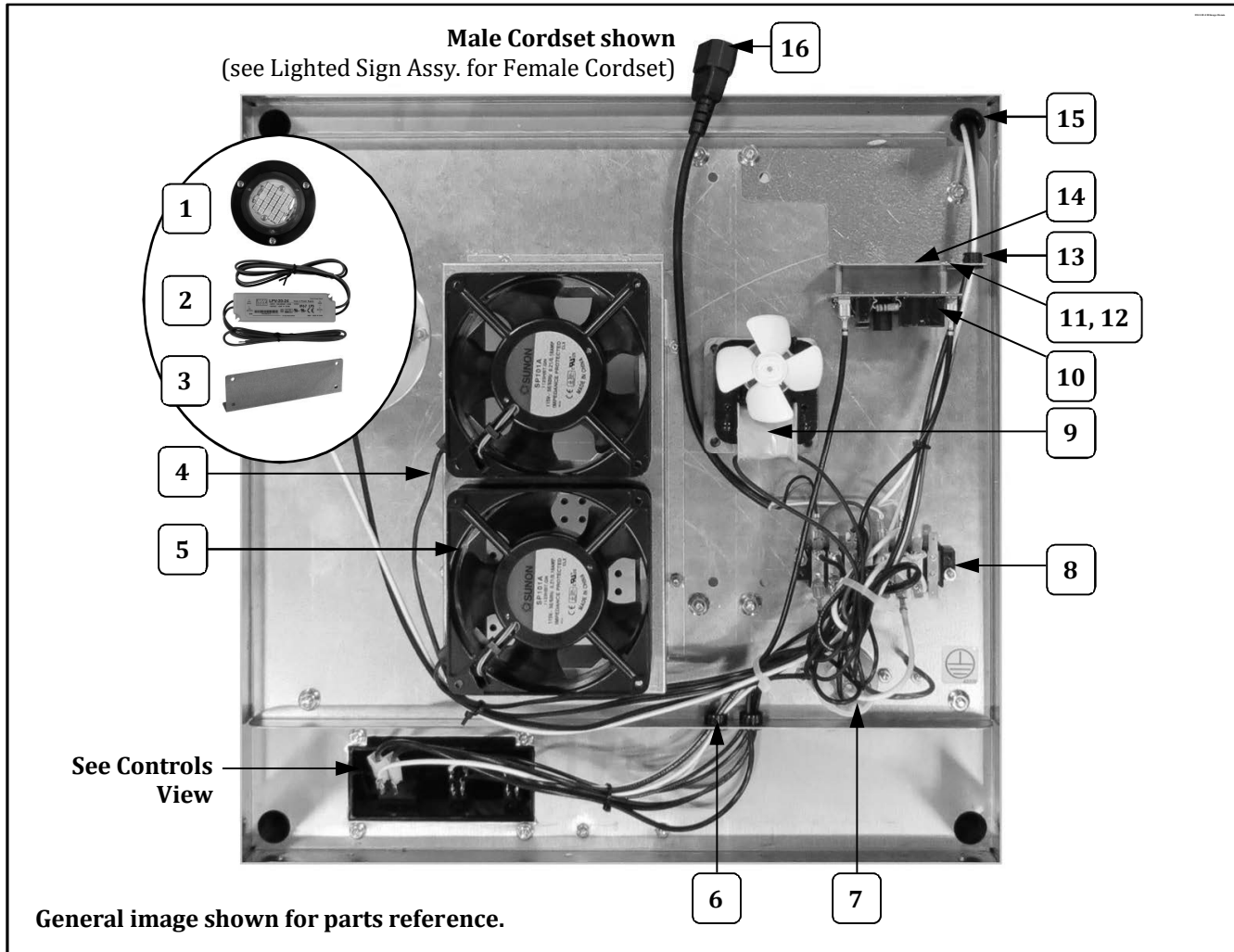
Item	Part Description	Part No.
1	LEAD IN CORD 15 AMP PLUG	87085
2	STRAIN RELIEF	67060
3	120 VOLT FOIL HEATER	40557
4	.875 SNAP BUSHING	45396
5	BOTTOM COVER	49838
6	GLIDE	47328
7	10-24 X 3/4 HEX HD	41314

Cabinet Bottom – Corn Pan Element View



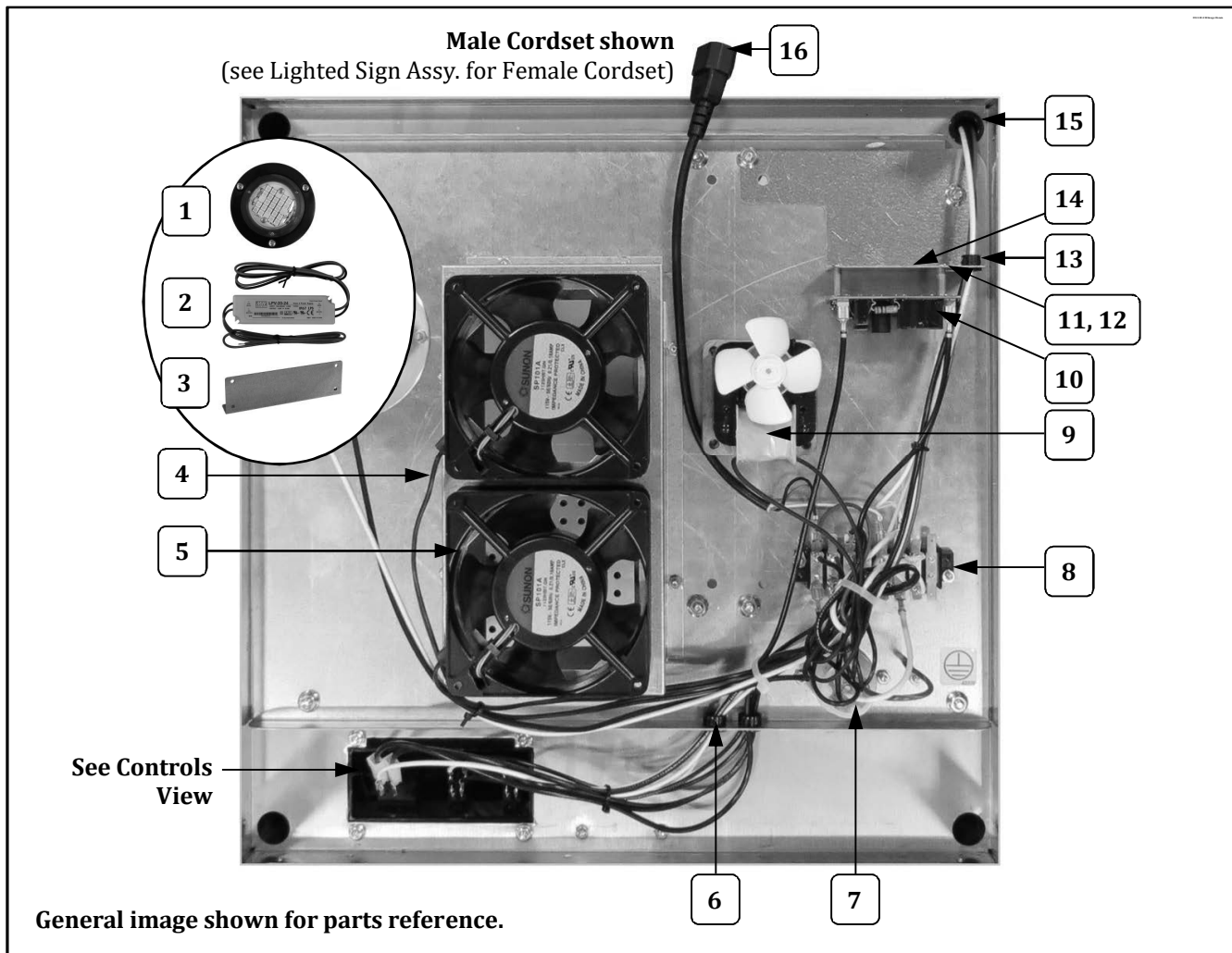
Item	Part Description	Part No.
1	LEAD IN CORD 15 AMP PLUG	87085
2	STRAIN RELIEF	67060
3	120 VOLT FOIL HEATER	40557
4	.875 SNAP BUSHING	45396
5	BOTTOM COVER	49838
6	GLIDE	47328
7	10-24 X 3/4 HEX HD	41314

Motor Plate Assembly



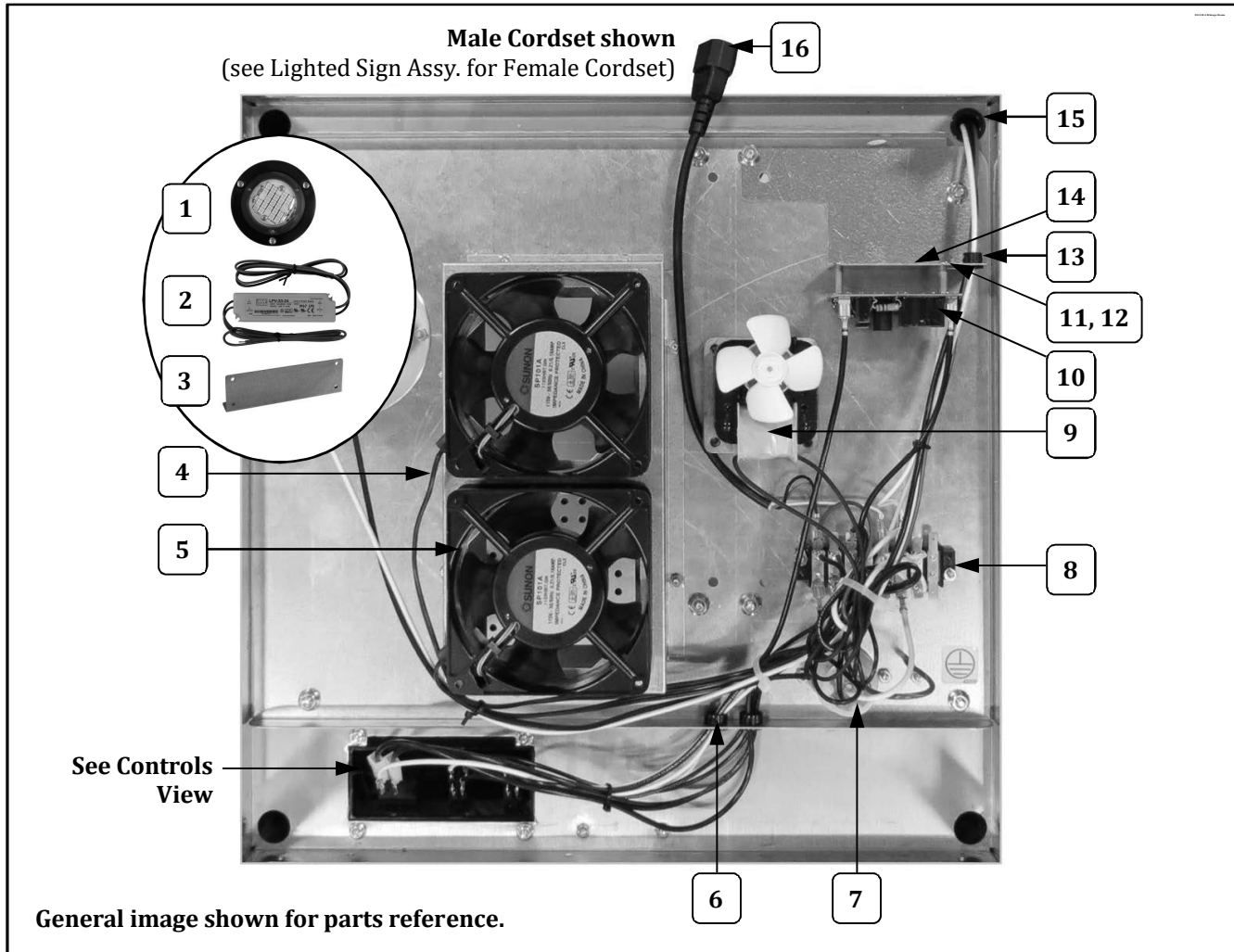
Item	Part Description	Part No.
1	LED REPLACEMENT NO PLATE	100544
2	POWER SUPPLY 24VDC 20W	55394
3	20W POWER SUPPLY BRACKET	55414
4	BLOWER PLUG AND CORD	47199
5	EXHAUST BLOWER	48018
6	BUSHING, SNAP .625 IN	47282
7	KETTLE RECEPTACLE	49330
8	TERMINAL BLOCK	47208
9	120 VOLT KETTLE DRIVE MOTOR	47038
10	SHUT OFF CONTROL PCB	55402
11	6-32 X 3/8 PHIL PAN M/S	39000
12	#6 INTERNAL TOOTH L/W 410SS	39001
13	BUSHING, SNAP .500 IN	47236
14	SHUT OFF BRACKET	111435
15	BUSHING, SNAP .875 IN	45396
16	MALE CORDSET	61020

Motor Plate Assembly



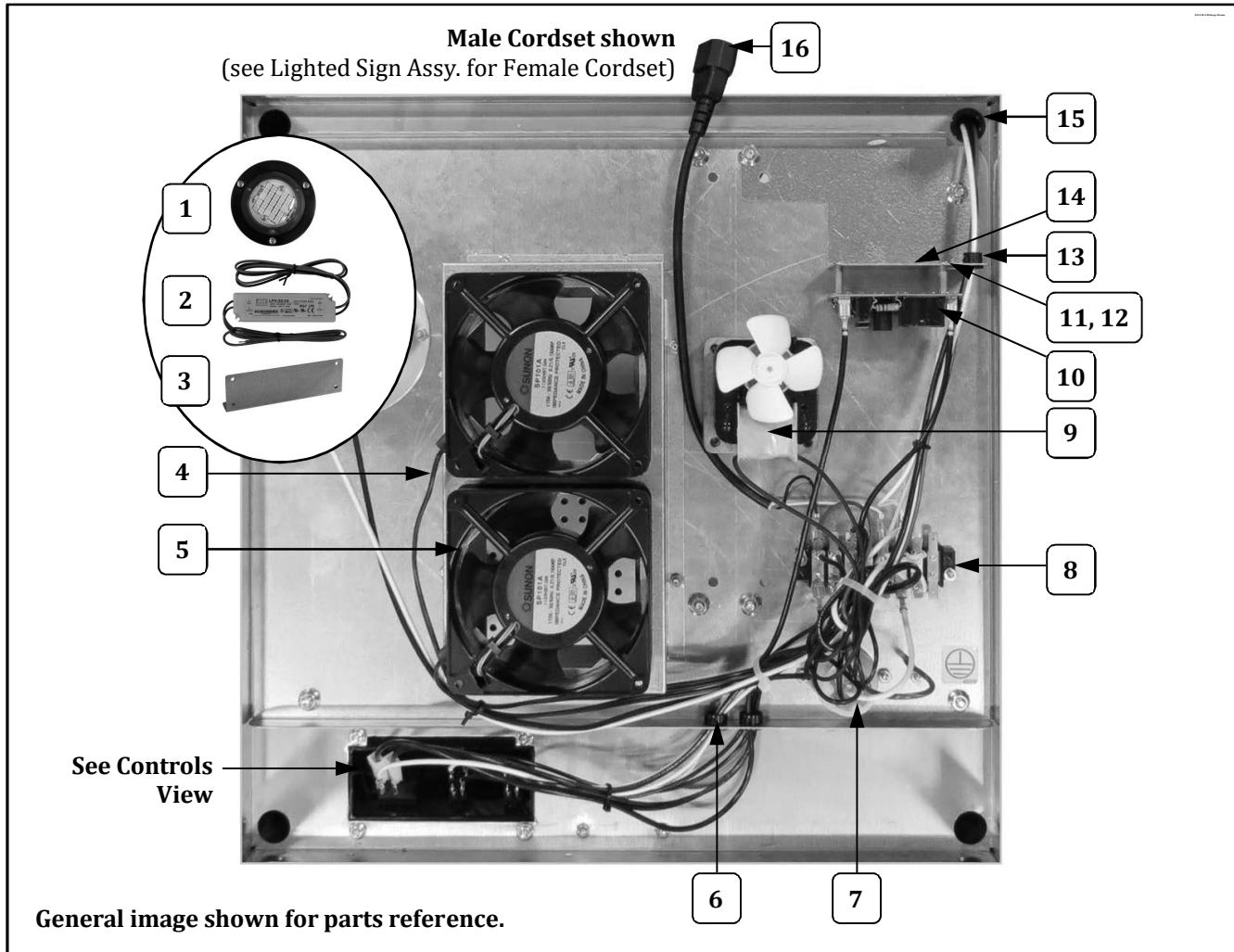
Item	Part Description	Part No.
1	LED REPLACEMENT NO PLATE	100544
2	POWER SUPPLY 24VDC 20W	55394
3	20W POWER SUPPLY BRACKET	55414
4	BLOWER PLUG AND CORD	47199
5	EXHAUST BLOWER	48018
6	BUSHING, SNAP .625 IN	47282
7	KETTLE RECEPTACLE	49330
8	TERMINAL BLOCK	47208
9	120 VOLT KETTLE DRIVE MOTOR	47038
10	SHUT OFF CONTROL PCB	55402
11	6-32 X 3/8 PHIL PAN M/S	39000
12	#6 INTERNAL TOOTH L/W 410SS	39001
13	BUSHING, SNAP .500 IN	47236
14	SHUT OFF BRACKET	111435
15	BUSHING, SNAP .875 IN	45396
16	MALE CORDSET	61020

Motor Plate Assembly



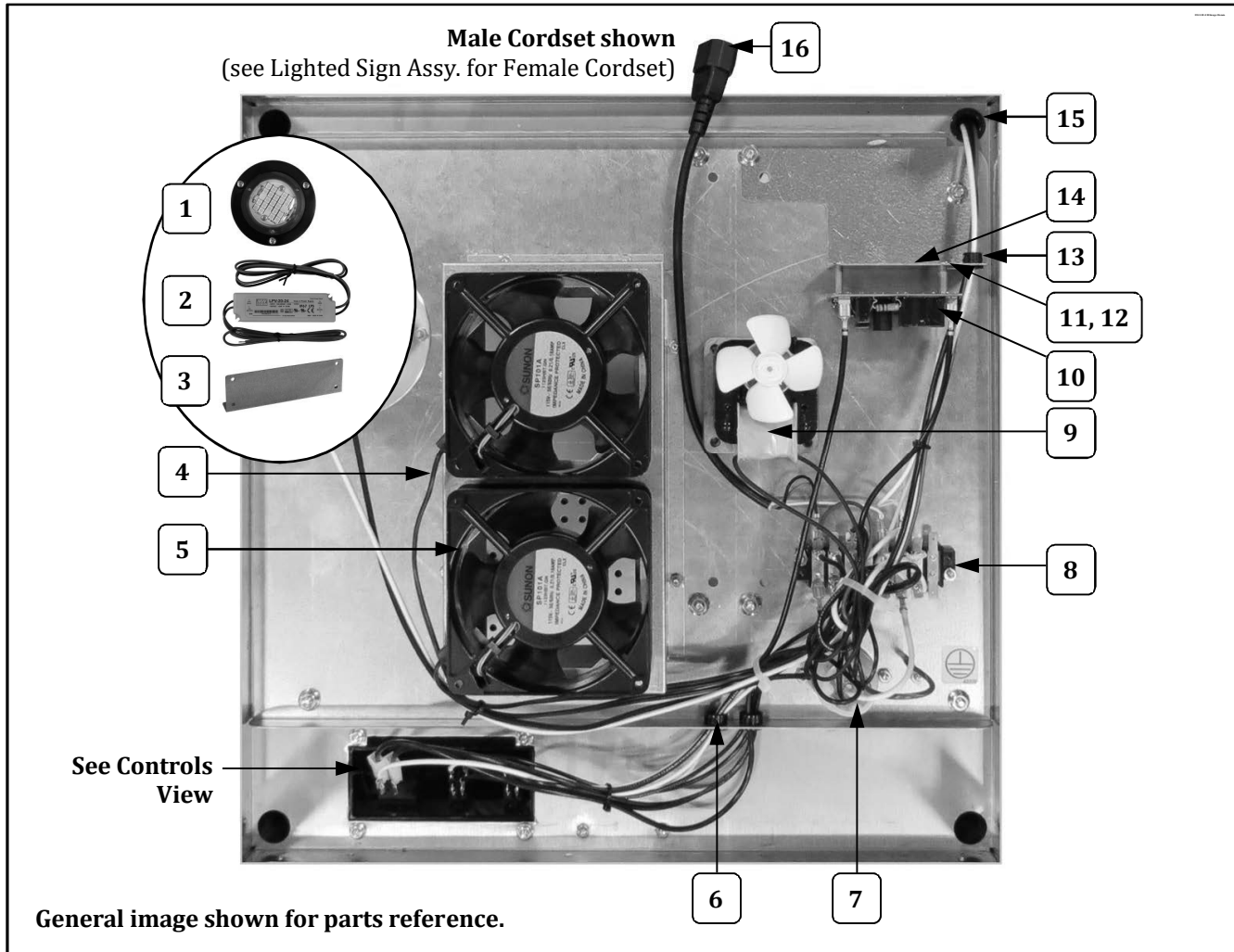
Item	Part Description	Part No.
1	LED REPLACEMENT NO PLATE	100544
2	POWER SUPPLY 24VDC 20W	55394
3	20W POWER SUPPLY BRACKET	55414
4	BLOWER PLUG AND CORD	47199
5	EXHAUST BLOWER	48018
6	BUSHING, SNAP .625 IN	47282
7	KETTLE RECEPTACLE	49330
8	TERMINAL BLOCK	47208
9	120 VOLT KETTLE DRIVE MOTOR	47038
10	SHUT OFF CONTROL PCB	55402
11	6-32 X 3/8 PHIL PAN M/S	39000
12	#6 INTERNAL TOOTH L/W 410SS	39001
13	BUSHING, SNAP .500 IN	47236
14	SHUT OFF BRACKET	111435
15	BUSHING, SNAP .875 IN	45396
16	MALE CORDSET	61020

Motor Plate Assembly



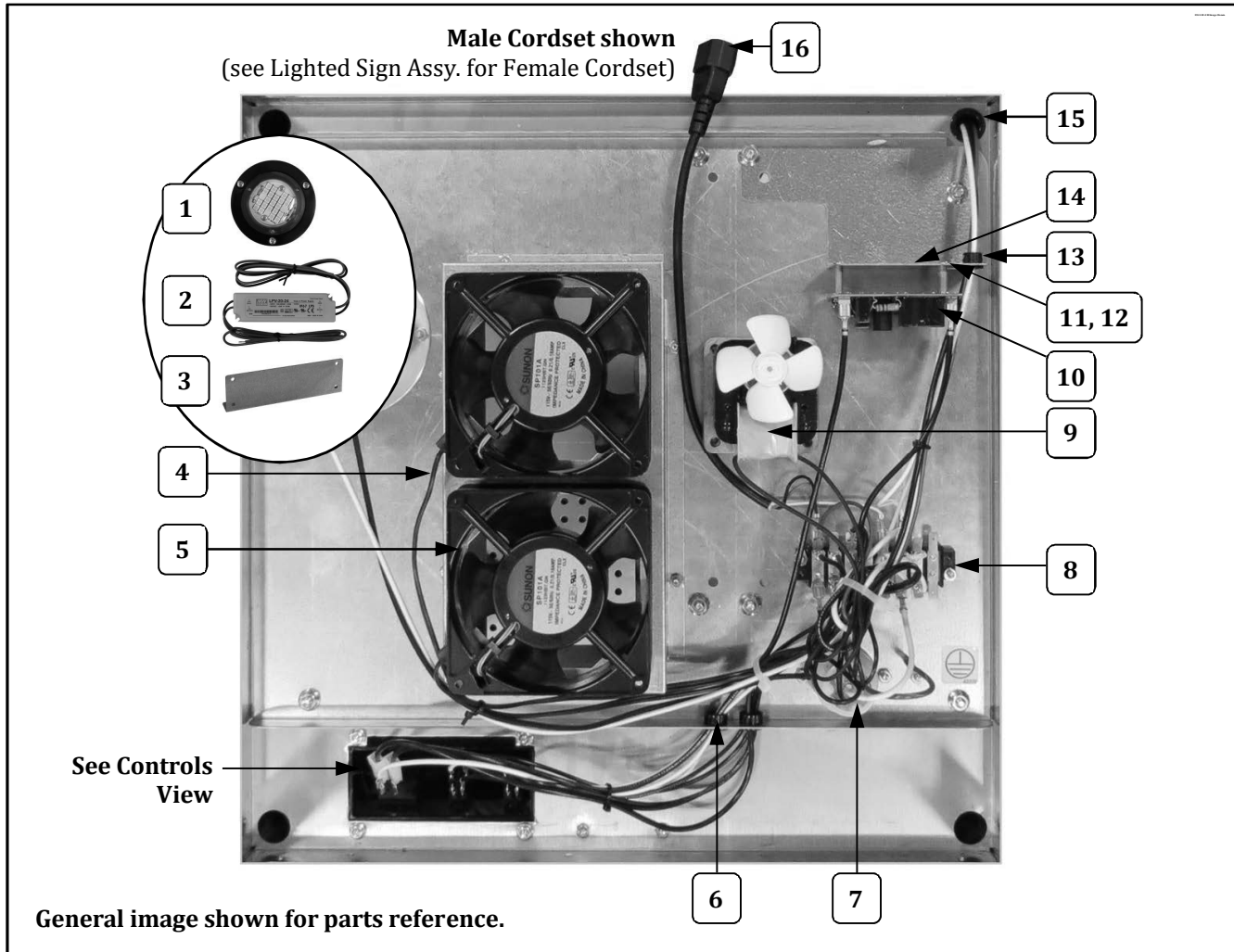
Item	Part Description	Part No.
1	LED REPLACEMENT NO PLATE	100544
2	POWER SUPPLY 24VDC 20W	55394
3	20W POWER SUPPLY BRACKET	55414
4	BLOWER PLUG AND CORD	47199
5	EXHAUST BLOWER	48018
6	BUSHING, SNAP .625 IN	47282
7	KETTLE RECEPTACLE	49330
8	TERMINAL BLOCK	47208
9	120 VOLT KETTLE DRIVE MOTOR	47038
10	SHUT OFF CONTROL PCB	55402
11	6-32 X 3/8 PHIL PAN M/S	39000
12	#6 INTERNAL TOOTH L/W 410SS	39001
13	BUSHING, SNAP .500 IN	47236
14	SHUT OFF BRACKET	111435
15	BUSHING, SNAP .875 IN	45396
16	MALE CORDSET	61020

Motor Plate Assembly



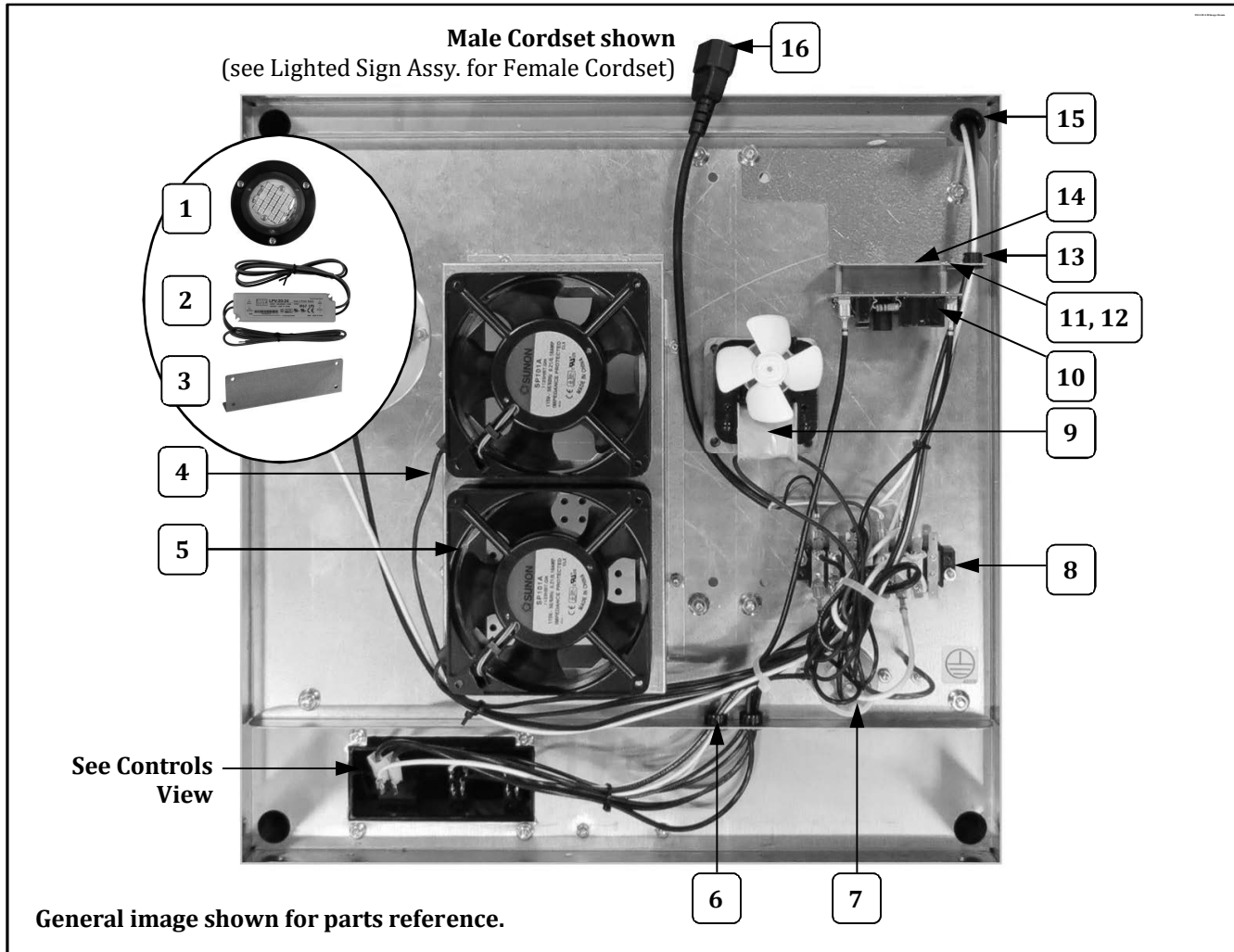
Item	Part Description	Part No.
1	LED REPLACEMENT NO PLATE	100544
2	POWER SUPPLY 24VDC 20W	55394
3	20W POWER SUPPLY BRACKET	55414
4	BLOWER PLUG AND CORD	47199
5	EXHAUST BLOWER	48018
6	BUSHING, SNAP .625 IN	47282
7	KETTLE RECEPTACLE	49330
8	TERMINAL BLOCK	47208
9	120 VOLT KETTLE DRIVE MOTOR	47038
10	SHUT OFF CONTROL PCB	55402
11	6-32 X 3/8 PHIL PAN M/S	39000
12	#6 INTERNAL TOOTH L/W 410SS	39001
13	BUSHING, SNAP .500 IN	47236
14	SHUT OFF BRACKET	111435
15	BUSHING, SNAP .875 IN	45396
16	MALE CORDSET	61020

Motor Plate Assembly



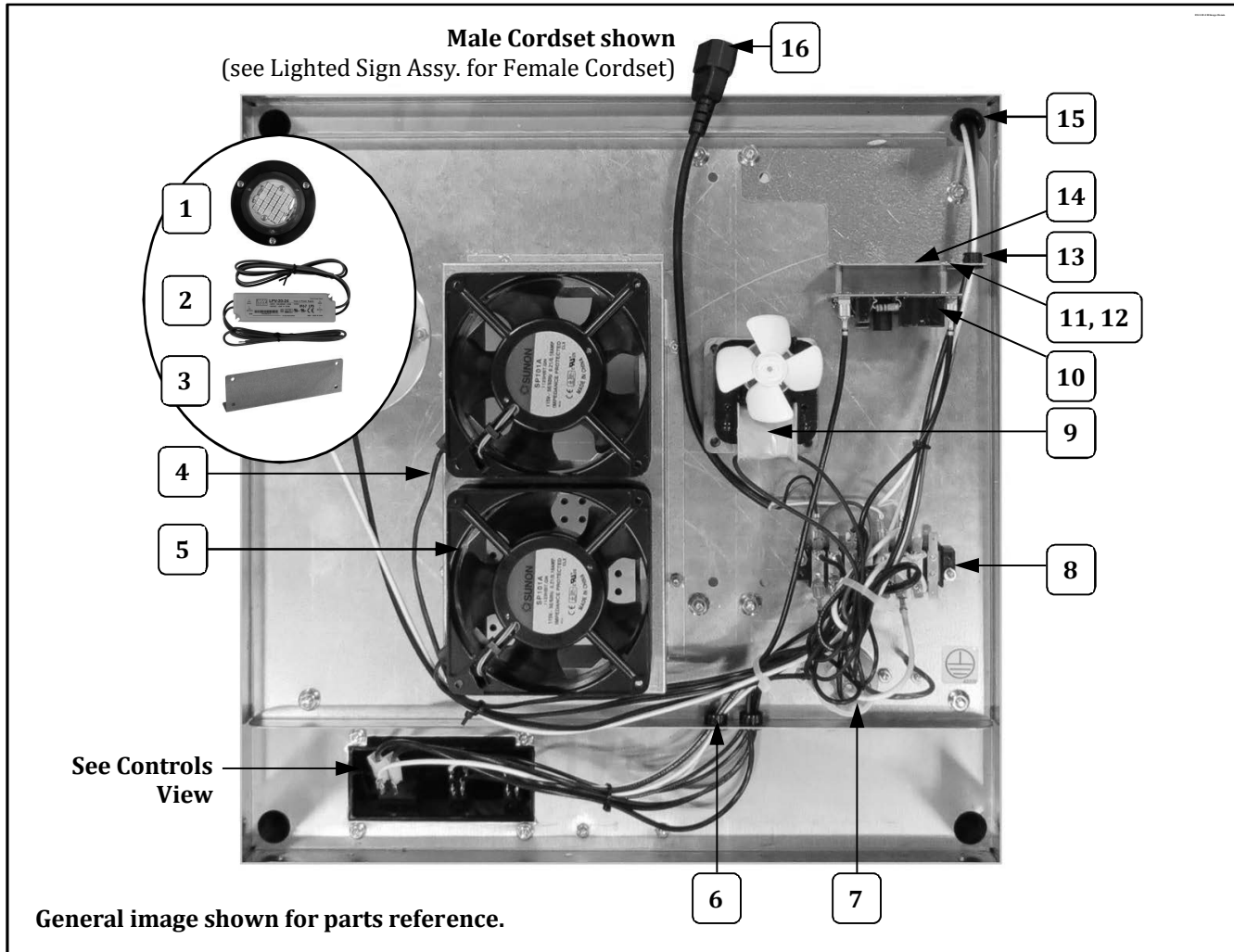
Item	Part Description	Part No.
1	LED REPLACEMENT NO PLATE	100544
2	POWER SUPPLY 24VDC 20W	55394
3	20W POWER SUPPLY BRACKET	55414
4	BLOWER PLUG AND CORD	47199
5	EXHAUST BLOWER	48018
6	BUSHING, SNAP .625 IN	47282
7	KETTLE RECEPTACLE	49330
8	TERMINAL BLOCK	47208
9	120 VOLT KETTLE DRIVE MOTOR	47038
10	SHUT OFF CONTROL PCB	55402
11	6-32 X 3/8 PHIL PAN M/S	39000
12	#6 INTERNAL TOOTH L/W 410SS	39001
13	BUSHING, SNAP .500 IN	47236
14	SHUT OFF BRACKET	111435
15	BUSHING, SNAP .875 IN	45396
16	MALE CORDSET	61020

Motor Plate Assembly



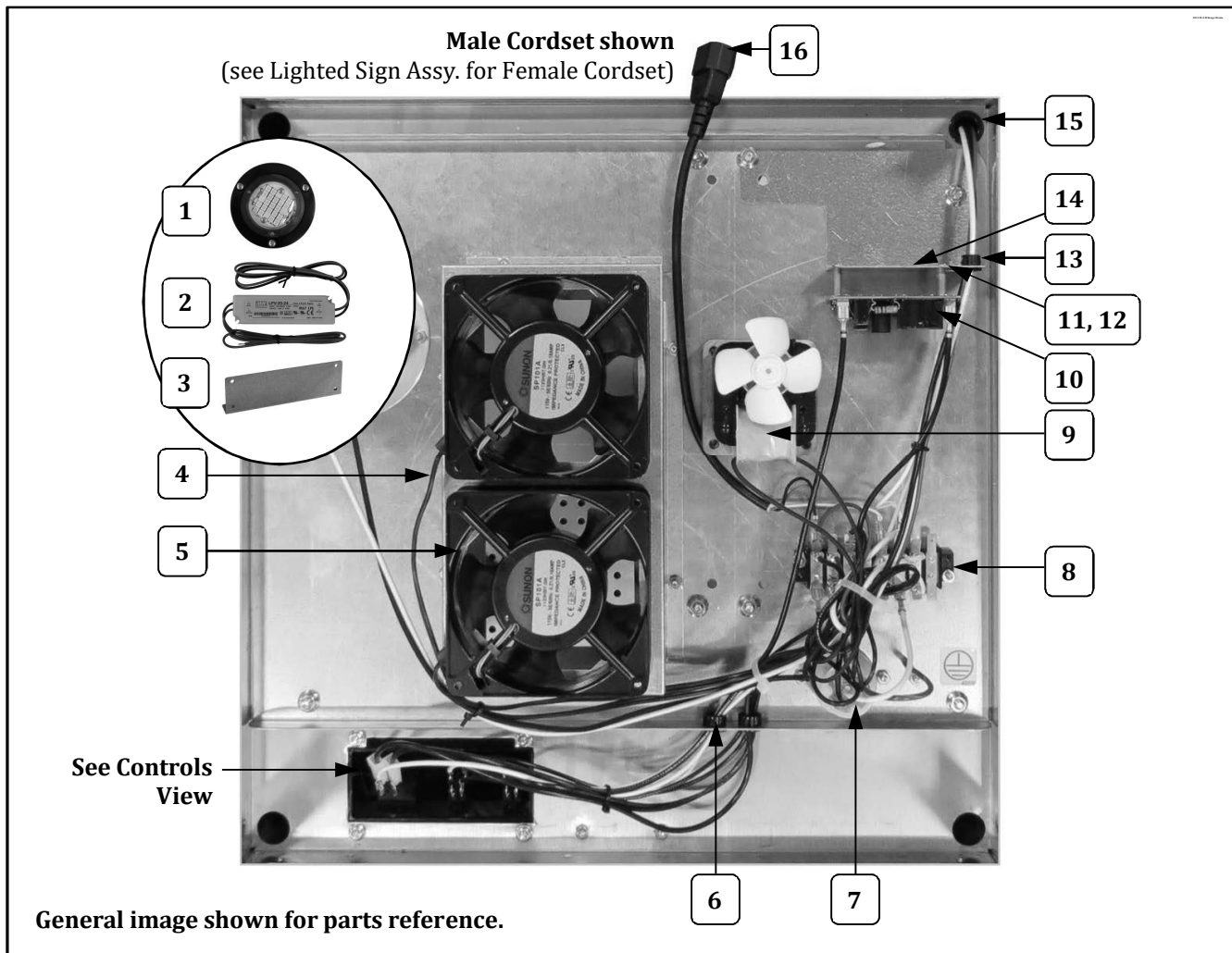
Item	Part Description	Part No.
1	LED REPLACEMENT NO PLATE	100544
2	POWER SUPPLY 24VDC 20W	55394
3	20W POWER SUPPLY BRACKET	55414
4	BLOWER PLUG AND CORD	47199
5	EXHAUST BLOWER	48018
6	BUSHING, SNAP .625 IN	47282
7	KETTLE RECEPTACLE	49330
8	TERMINAL BLOCK	47208
9	120 VOLT KETTLE DRIVE MOTOR	47038
10	SHUT OFF CONTROL PCB	55402
11	6-32 X 3/8 PHIL PAN M/S	39000
12	#6 INTERNAL TOOTH L/W 410SS	39001
13	BUSHING, SNAP .500 IN	47236
14	SHUT OFF BRACKET	111435
15	BUSHING, SNAP .875 IN	45396
16	MALE CORDSET	61020

Motor Plate Assembly



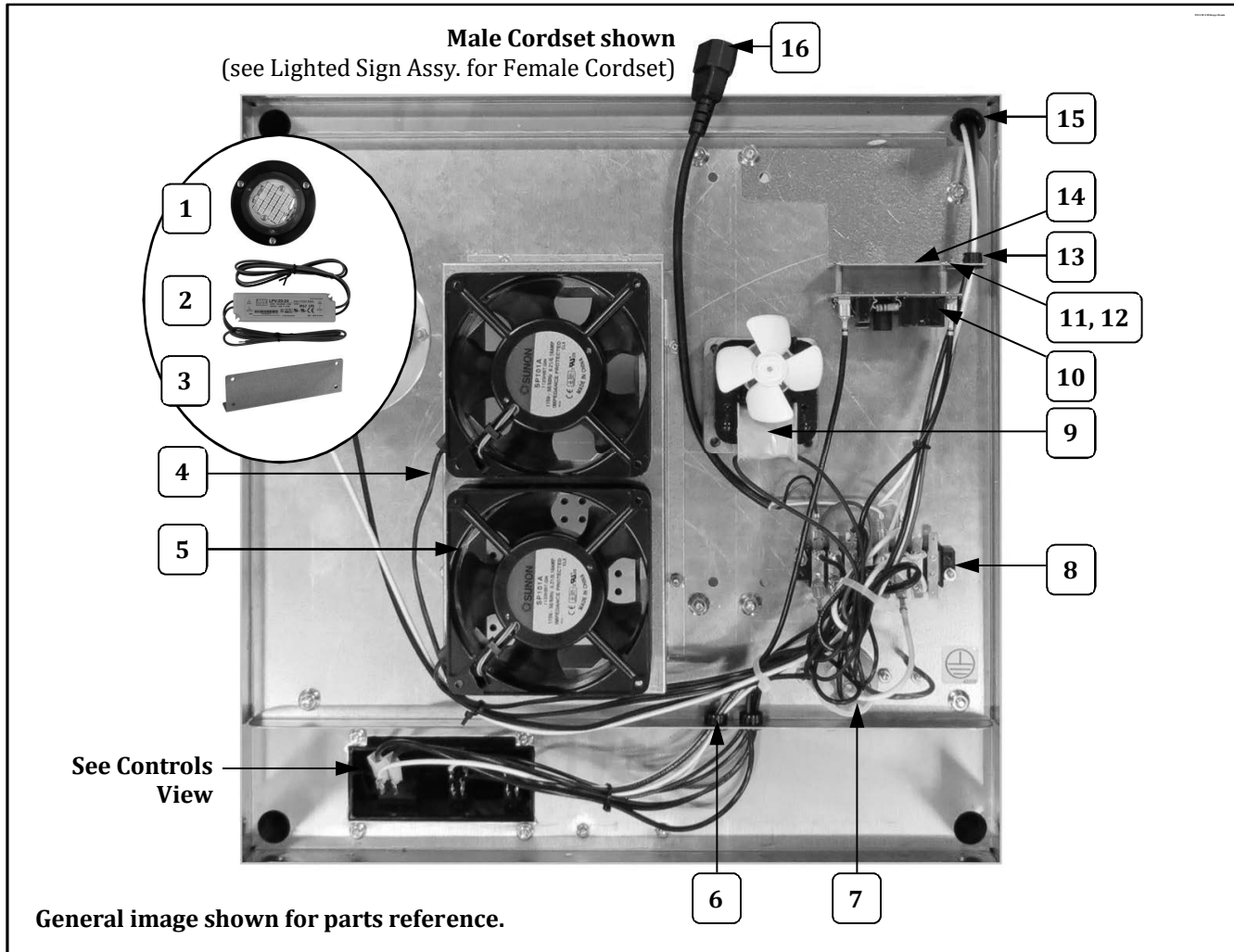
Item	Part Description	Part No.
1	LED REPLACEMENT NO PLATE	100544
2	POWER SUPPLY 24VDC 20W	55394
3	20W POWER SUPPLY BRACKET	55414
4	BLOWER PLUG AND CORD	47199
5	EXHAUST BLOWER	48018
6	BUSHING, SNAP .625 IN	47282
7	KETTLE RECEPTACLE	49330
8	TERMINAL BLOCK	47208
9	120 VOLT KETTLE DRIVE MOTOR	47038
10	SHUT OFF CONTROL PCB	55402
11	6-32 X 3/8 PHIL PAN M/S	39000
12	#6 INTERNAL TOOTH L/W 410SS	39001
13	BUSHING, SNAP .500 IN	47236
14	SHUT OFF BRACKET	111435
15	BUSHING, SNAP .875 IN	45396
16	MALE CORDSET	61020

Motor Plate Assembly



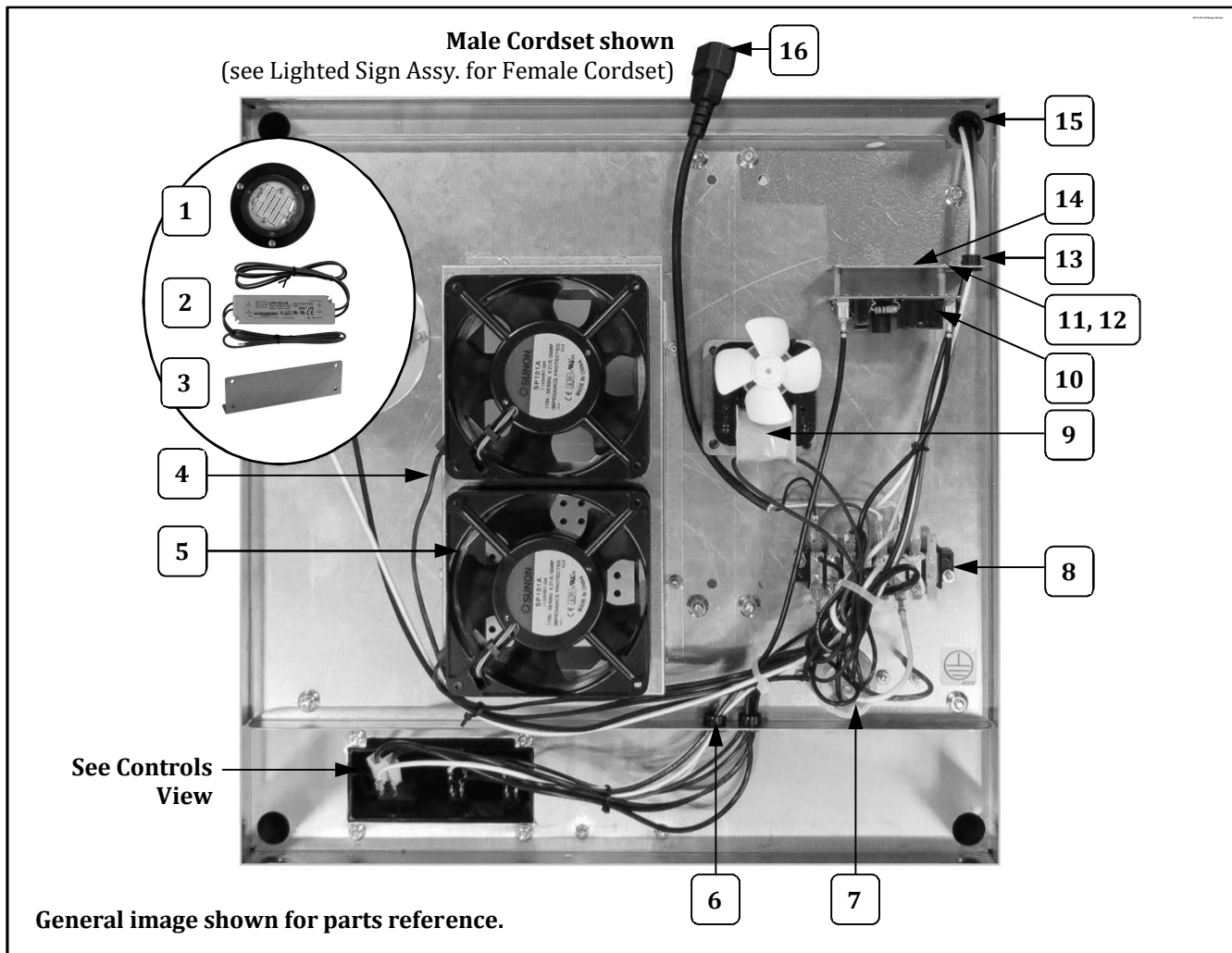
Item	Part Description	Part No.
1	LED REPLACEMENT NO PLATE	100544
2	POWER SUPPLY 24VDC 20W	55394
3	20W POWER SUPPLY BRACKET	55414
4	BLOWER PLUG AND CORD	47199
5	EXHAUST BLOWER	48018
6	BUSHING, SNAP .625 IN	47282
7	KETTLE RECEPTACLE	49330
8	TERMINAL BLOCK	47208
9	120 VOLT KETTLE DRIVE MOTOR	47038
10	SHUT OFF CONTROL PCB	55402
11	6-32 X 3/8 PHIL PAN M/S	39000
12	#6 INTERNAL TOOTH L/W 410SS	39001
13	BUSHING, SNAP .500 IN	47236
14	SHUT OFF BRACKET	111435
15	BUSHING, SNAP .875 IN	45396
16	MALE CORDSET	61020

Motor Plate Assembly



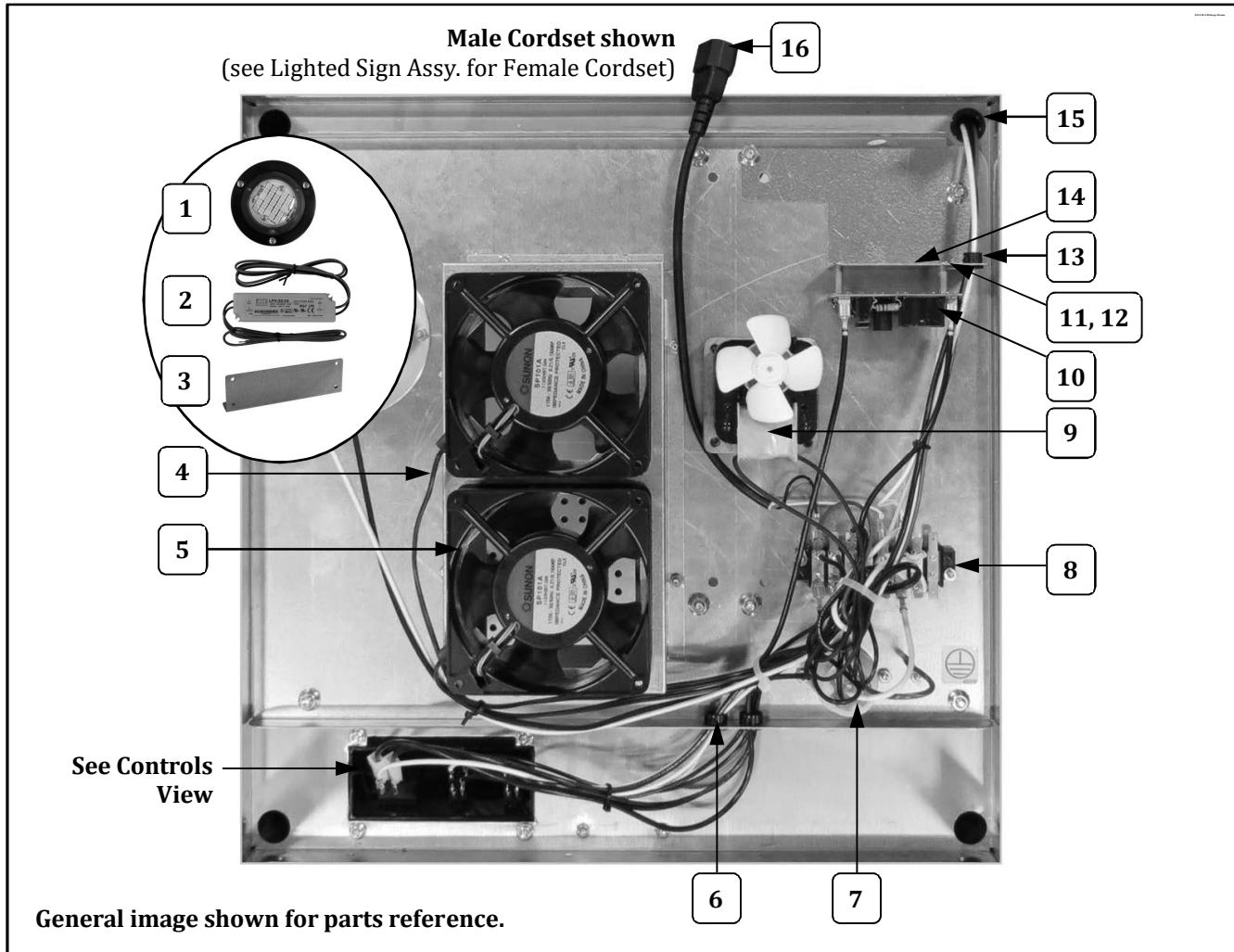
Item	Part Description	Part No.
1	LED REPLACEMENT NO PLATE	100544
2	POWER SUPPLY 24VDC 20W	55394
3	20W POWER SUPPLY BRACKET	55414
4	BLOWER PLUG AND CORD	47199
5	EXHAUST BLOWER	48018
6	BUSHING, SNAP .625 IN	47282
7	KETTLE RECEPTACLE	49330
8	TERMINAL BLOCK	47208
9	120 VOLT KETTLE DRIVE MOTOR	47038
10	SHUT OFF CONTROL PCB	55402
11	6-32 X 3/8 PHIL PAN M/S	39000
12	#6 INTERNAL TOOTH L/W 410SS	39001
13	BUSHING, SNAP .500 IN	47236
14	SHUT OFF BRACKET	111435
15	BUSHING, SNAP .875 IN	45396
16	MALE CORDSET	61020

Motor Plate Assembly



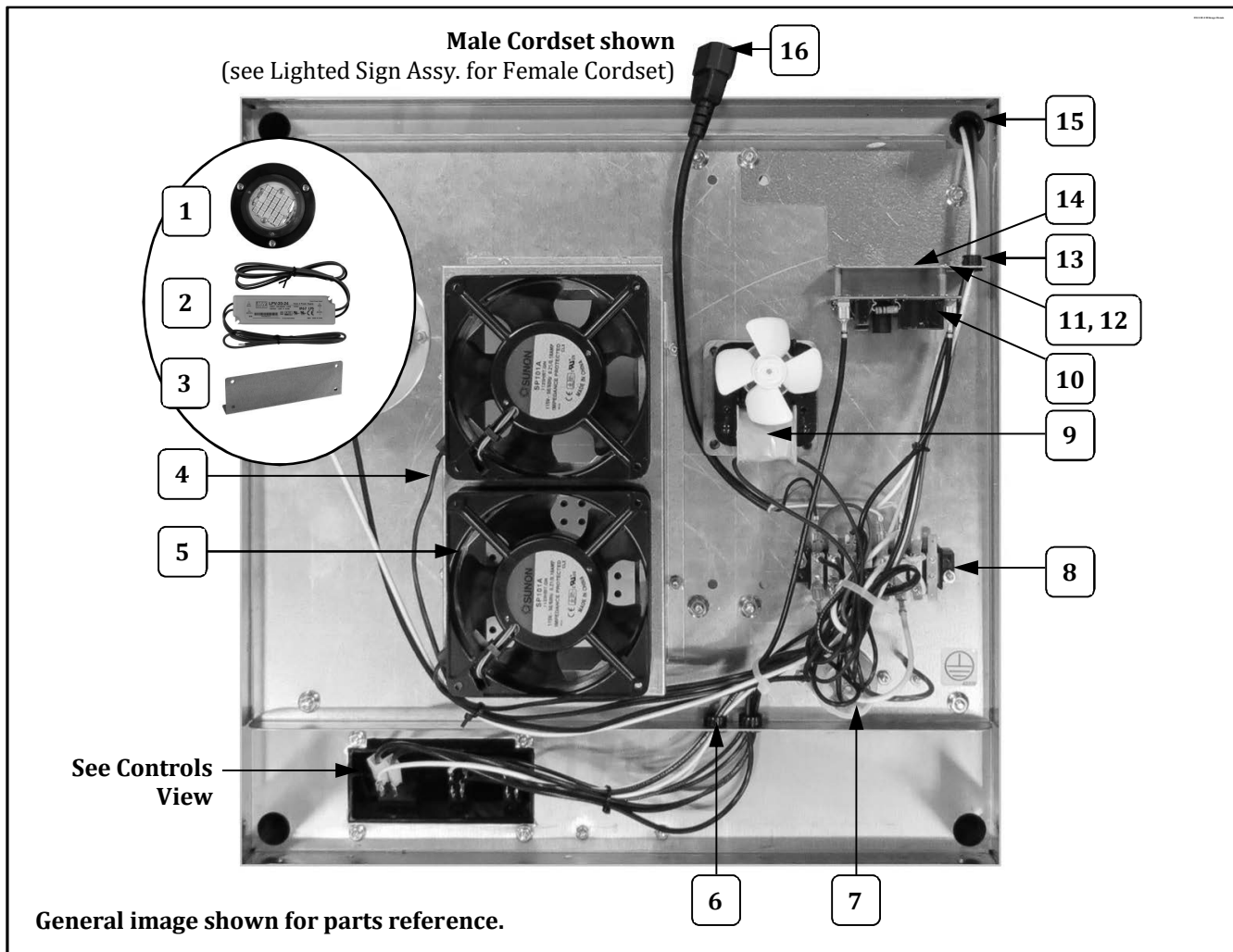
Item	Part Description	Part No.
1	LED REPLACEMENT NO PLATE	100544
2	POWER SUPPLY 24VDC 20W	55394
3	20W POWER SUPPLY BRACKET	55414
4	BLOWER PLUG AND CORD	47199
5	EXHAUST BLOWER	48018
6	BUSHING, SNAP .625 IN	47282
7	KETTLE RECEPTACLE	49330
8	TERMINAL BLOCK	47208
9	120 VOLT KETTLE DRIVE MOTOR	47038
10	SHUT OFF CONTROL PCB	55402
11	6-32 X 3/8 PHIL PAN M/S	39000
12	#6 INTERNAL TOOTH L/W 410SS	39001
13	BUSHING, SNAP .500 IN	47236
14	SHUT OFF BRACKET	111435
15	BUSHING, SNAP .875 IN	45396
16	MALE CORDSET	61020

Motor Plate Assembly



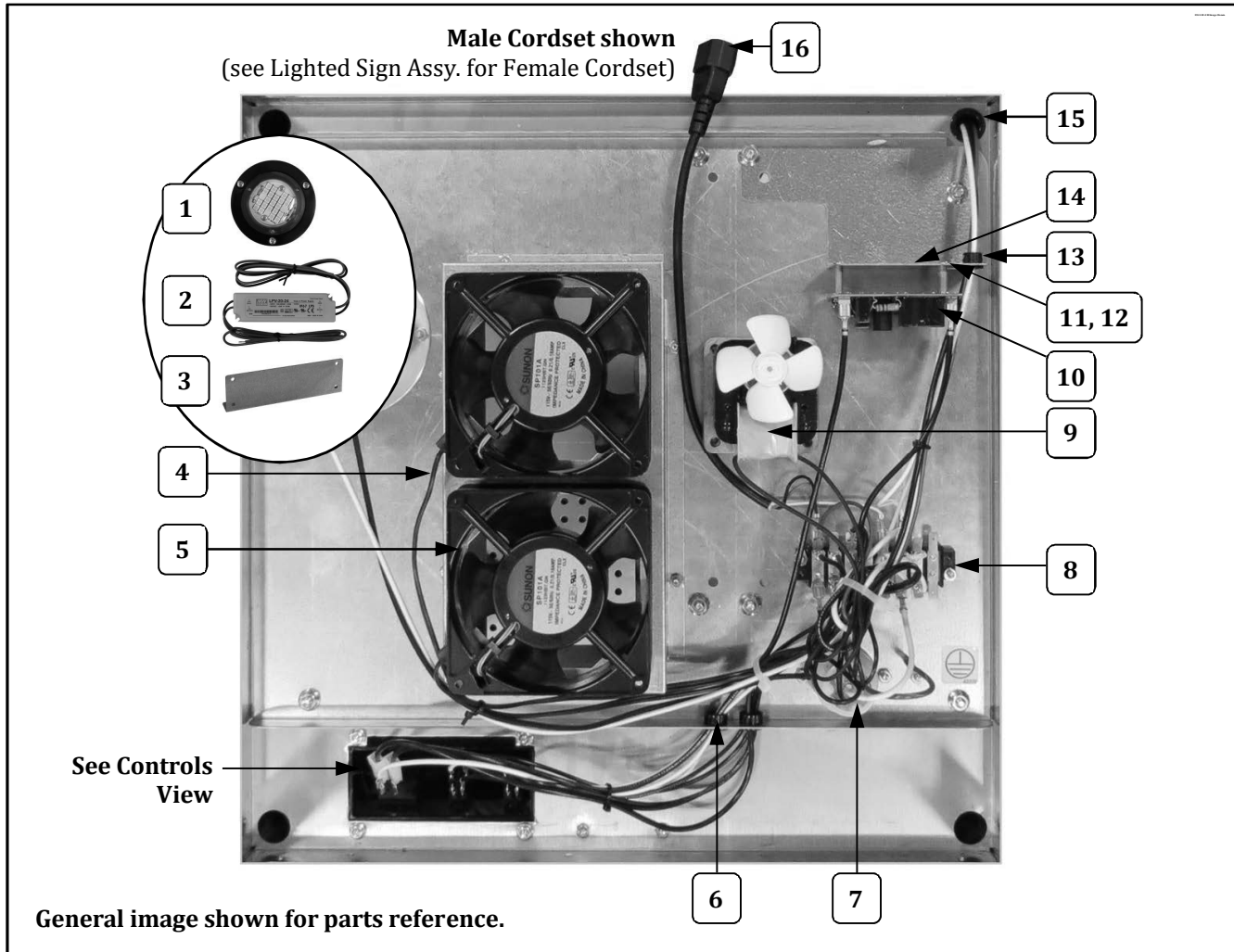
Item	Part Description	Part No.
1	LED REPLACEMENT NO PLATE	100544
2	POWER SUPPLY 24VDC 20W	55394
3	20W POWER SUPPLY BRACKET	55414
4	BLOWER PLUG AND CORD	47199
5	EXHAUST BLOWER	48018
6	BUSHING, SNAP .625 IN	47282
7	KETTLE RECEPTACLE	49330
8	TERMINAL BLOCK	47208
9	120 VOLT KETTLE DRIVE MOTOR	47038
10	SHUT OFF CONTROL PCB	55402
11	6-32 X 3/8 PHIL PAN M/S	39000
12	#6 INTERNAL TOOTH L/W 410SS	39001
13	BUSHING, SNAP .500 IN	47236
14	SHUT OFF BRACKET	111435
15	BUSHING, SNAP .875 IN	45396
16	MALE CORDSET	61020

Motor Plate Assembly



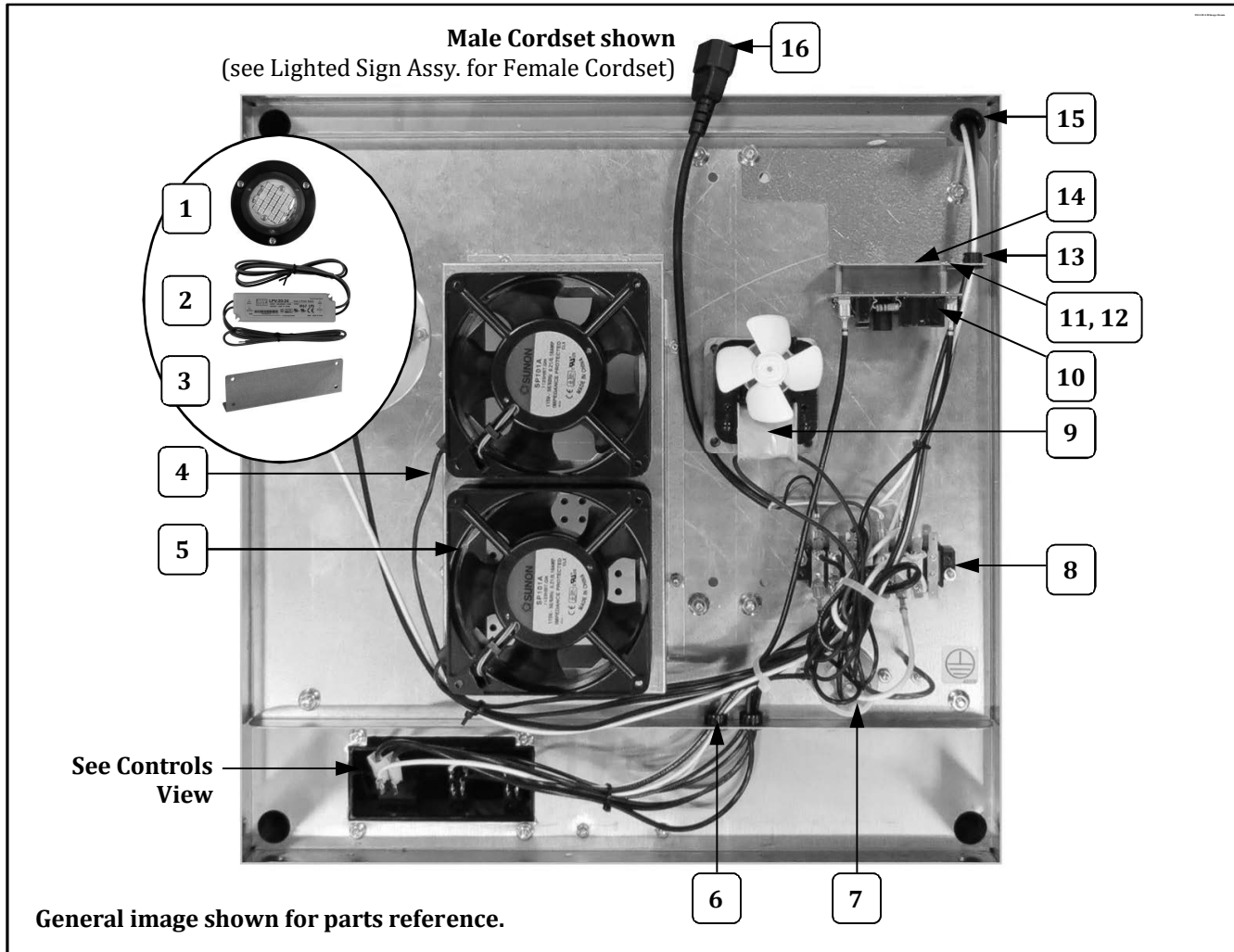
Item	Part Description	Part No.
1	LED REPLACEMENT NO PLATE	100544
2	POWER SUPPLY 24VDC 20W	55394
3	20W POWER SUPPLY BRACKET	55414
4	BLOWER PLUG AND CORD	47199
5	EXHAUST BLOWER	48018
6	BUSHING, SNAP .625 IN	47282
7	KETTLE RECEPTACLE	49330
8	TERMINAL BLOCK	47208
9	120 VOLT KETTLE DRIVE MOTOR	47038
10	SHUT OFF CONTROL PCB	55402
11	6-32 X 3/8 PHIL PAN M/S	39000
12	#6 INTERNAL TOOTH L/W 410SS	39001
13	BUSHING, SNAP .500 IN	47236
14	SHUT OFF BRACKET	111435
15	BUSHING, SNAP .875 IN	45396
16	MALE CORDSET	61020

Motor Plate Assembly



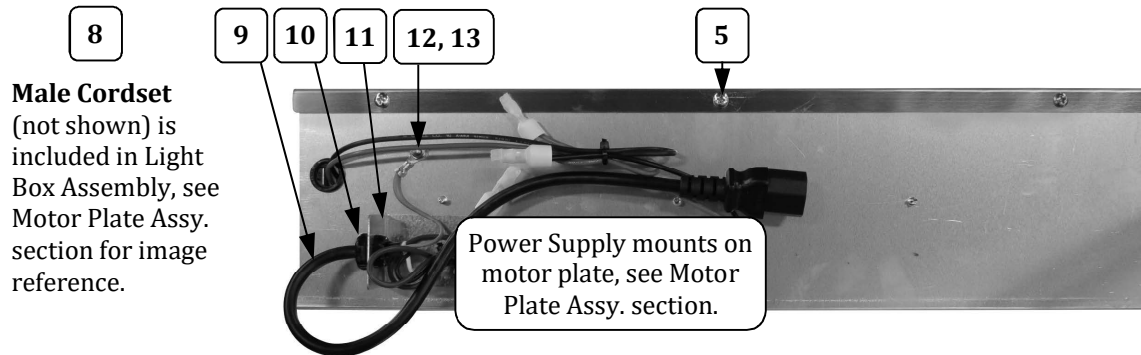
Item	Part Description	Part No.
1	LED REPLACEMENT NO PLATE	100544
2	POWER SUPPLY 24VDC 20W	55394
3	20W POWER SUPPLY BRACKET	55414
4	BLOWER PLUG AND CORD	47199
5	EXHAUST BLOWER	48018
6	BUSHING, SNAP .625 IN	47282
7	KETTLE RECEPTACLE	49330
8	TERMINAL BLOCK	47208
9	120 VOLT KETTLE DRIVE MOTOR	47038
10	SHUT OFF CONTROL PCB	55402
11	6-32 X 3/8 PHIL PAN M/S	39000
12	#6 INTERNAL TOOTH L/W 410SS	39001
13	BUSHING, SNAP .500 IN	47236
14	SHUT OFF BRACKET	111435
15	BUSHING, SNAP .875 IN	45396
16	MALE CORDSET	61020

Motor Plate Assembly



Item	Part Description	Part No.
1	LED REPLACEMENT NO PLATE	100544
2	POWER SUPPLY 24VDC 20W	55394
3	20W POWER SUPPLY BRACKET	55414
4	BLOWER PLUG AND CORD	47199
5	EXHAUST BLOWER	48018
6	BUSHING, SNAP .625 IN	47282
7	KETTLE RECEPTACLE	49330
8	TERMINAL BLOCK	47208
9	120 VOLT KETTLE DRIVE MOTOR	47038
10	SHUT OFF CONTROL PCB	55402
11	6-32 X 3/8 PHIL PAN M/S	39000
12	#6 INTERNAL TOOTH L/W 410SS	39001
13	BUSHING, SNAP .500 IN	47236
14	SHUT OFF BRACKET	111435
15	BUSHING, SNAP .875 IN	45396
16	MALE CORDSET	61020

Lighted Sign Assembly

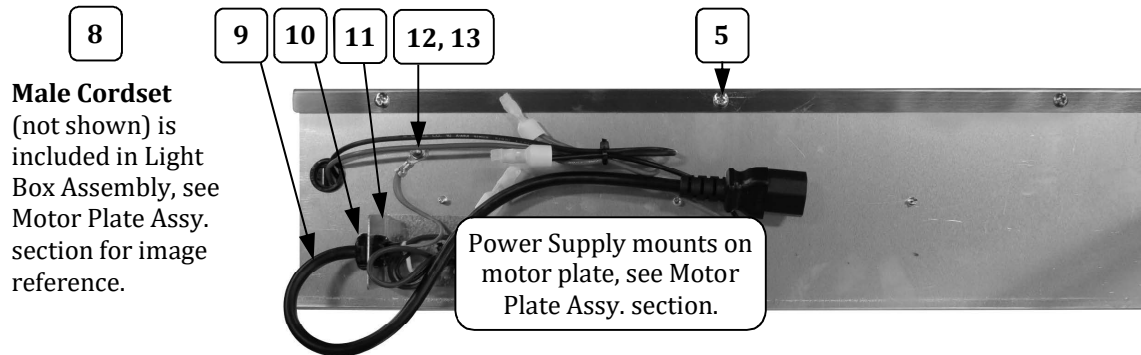


Item	Part Description	Part Number
		111421
1	POPCORN SIGN	111541
3	LIGHT BOX FACE	111452
4	LIGHT REFLECTOR	111451
5	#8-32 PAN HD (fastens the LED and Light Face)	74141
6	LED STRIP COOL WHITE	55379
7	BUSHING, SNAP .625 IN	47282
8	MALE CORDSET	61020
9	FEMALE CORDSET	61021
10	STRAIN RELIEF SR-6P3-4	76026
11	CORD BRACKET	111454
12	#8-32 x 5/8 PAN HEAD (fastens ground)	49593
13	8-32 HEX M/S NUT (fastens ground)	74149

Lighted Sign Assembly



Light Box Assembly (111421) - Front View



Male Cordset
(not shown) is included in Light Box Assembly, see Motor Plate Assy. section for image reference.

Power Supply mounts on motor plate, see Motor Plate Assy. section.

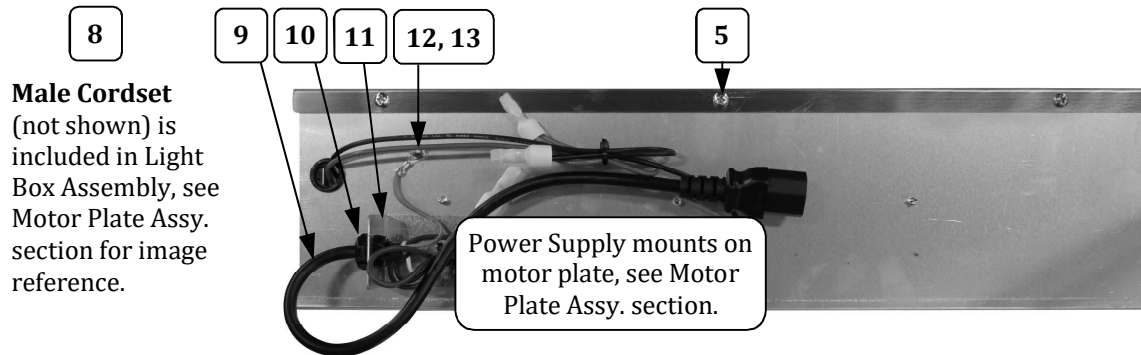
Light Box Assembly - Rear View (General image shown for parts reference only)

Item	Part Description	Part Number
		111421
1	POPCORN SIGN	111541
3	LIGHT BOX FACE	111452
4	LIGHT REFLECTOR	111451
5	#8-32 PAN HD (fastens the LED and Light Face)	74141
6	LED STRIP COOL WHITE	55379
7	BUSHING, SNAP .625 IN	47282
8	MALE CORDSET	61020
9	FEMALE CORDSET	61021
10	STRAIN RELIEF SR-6P3-4	76026
11	CORD BRACKET	111454
12	#8-32 x 5/8 PAN HEAD (fastens ground)	49593
13	8-32 HEX M/S NUT (fastens ground)	74149

Lighted Sign Assembly



Light Box Assembly (111421) - Front View



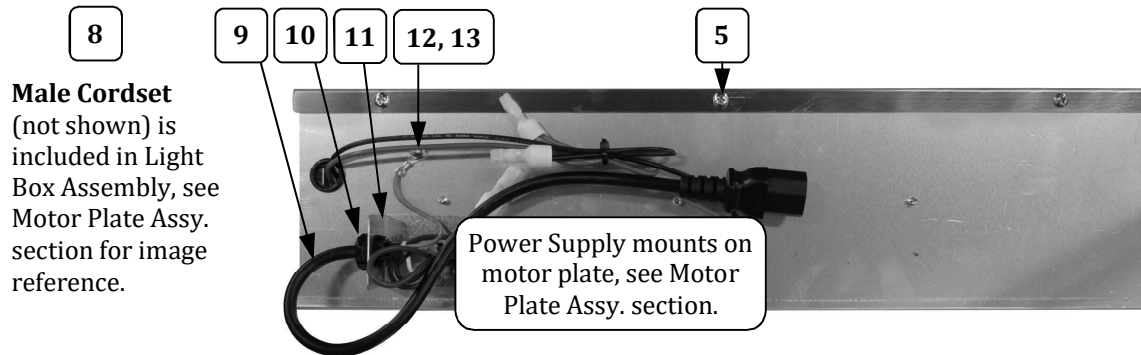
Male Cordset
(not shown) is included in Light Box Assembly, see Motor Plate Assy. section for image reference.

Power Supply mounts on motor plate, see Motor Plate Assy. section.

Light Box Assembly - Rear View (General image shown for parts reference only)

Item	Part Description	Part Number
		111421
1	POPCORN SIGN	111541
3	LIGHT BOX FACE	111452
4	LIGHT REFLECTOR	111451
5	#8-32 PAN HD (fastens the LED and Light Face)	74141
6	LED STRIP COOL WHITE	55379
7	BUSHING, SNAP .625 IN	47282
8	MALE CORDSET	61020
9	FEMALE CORDSET	61021
10	STRAIN RELIEF SR-6P3-4	76026
11	CORD BRACKET	111454
12	#8-32 x 5/8 PAN HEAD (fastens ground)	49593
13	8-32 HEX M/S NUT (fastens ground)	74149

Lighted Sign Assembly

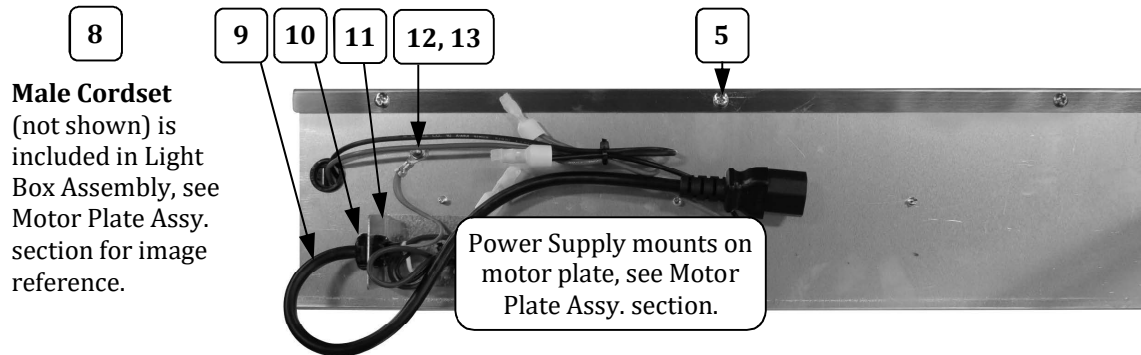


Item	Part Description	Part Number
		111421
1	POPCORN SIGN	111541
3	LIGHT BOX FACE	111452
4	LIGHT REFLECTOR	111451
5	#8-32 PAN HD (fastens the LED and Light Face)	74141
6	LED STRIP COOL WHITE	55379
7	BUSHING, SNAP .625 IN	47282
8	MALE CORDSET	61020
9	FEMALE CORDSET	61021
10	STRAIN RELIEF SR-6P3-4	76026
11	CORD BRACKET	111454
12	#8-32 x 5/8 PAN HEAD (fastens ground)	49593
13	8-32 HEX M/S NUT (fastens ground)	74149

Lighted Sign Assembly



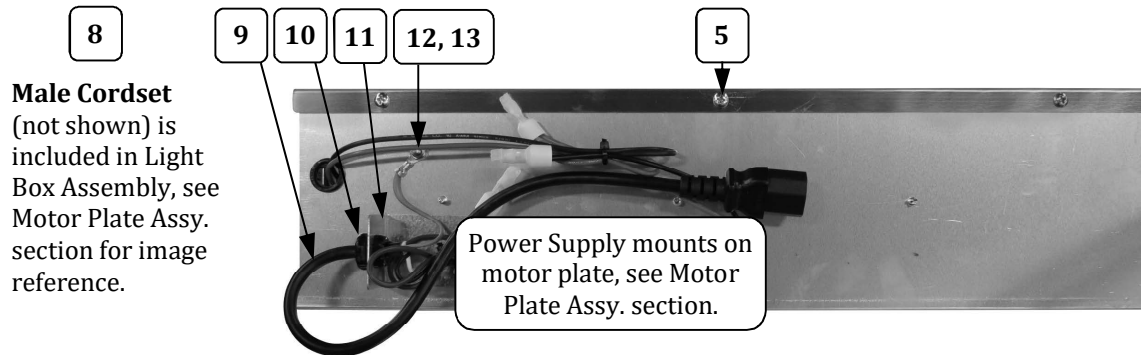
Light Box Assembly (111421) - Front View



Light Box Assembly - Rear View (General image shown for parts reference only)

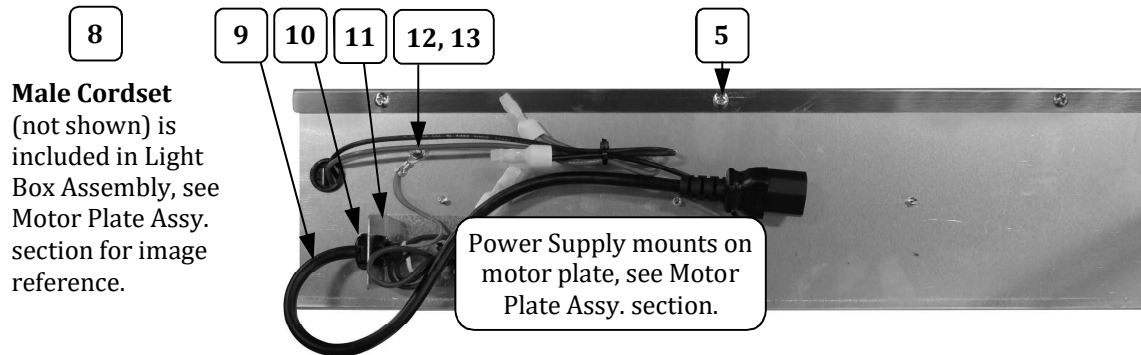
Item	Part Description	Part Number
		111421
1	POPCORN SIGN	111541
3	LIGHT BOX FACE	111452
4	LIGHT REFLECTOR	111451
5	#8-32 PAN HD (fastens the LED and Light Face)	74141
6	LED STRIP COOL WHITE	55379
7	BUSHING, SNAP .625 IN	47282
8	MALE CORDSET	61020
9	FEMALE CORDSET	61021
10	STRAIN RELIEF SR-6P3-4	76026
11	CORD BRACKET	111454
12	#8-32 x 5/8 PAN HEAD (fastens ground)	49593
13	8-32 HEX M/S NUT (fastens ground)	74149

Lighted Sign Assembly



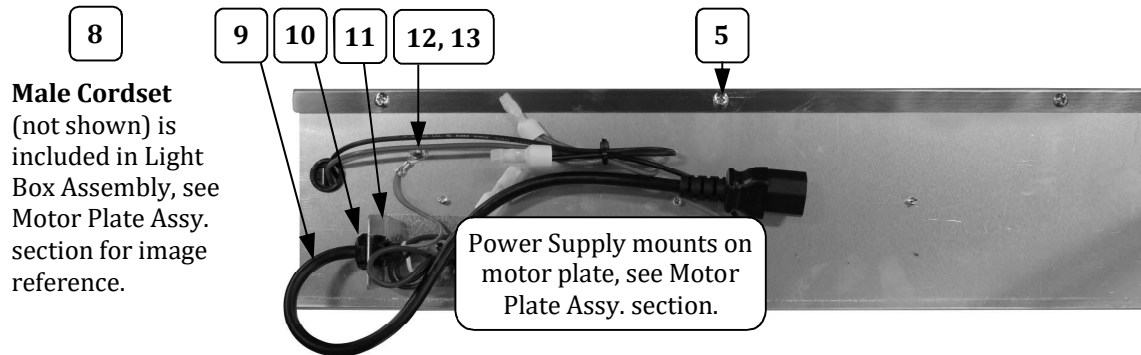
Item	Part Description	Part Number
		111421
1	POPCORN SIGN	111541
3	LIGHT BOX FACE	111452
4	LIGHT REFLECTOR	111451
5	#8-32 PAN HD (fastens the LED and Light Face)	74141
6	LED STRIP COOL WHITE	55379
7	BUSHING, SNAP .625 IN	47282
8	MALE CORDSET	61020
9	FEMALE CORDSET	61021
10	STRAIN RELIEF SR-6P3-4	76026
11	CORD BRACKET	111454
12	#8-32 x 5/8 PAN HEAD (fastens ground)	49593
13	8-32 HEX M/S NUT (fastens ground)	74149

Lighted Sign Assembly



Item	Part Description	Part Number
		111421
1	POPCORN SIGN	111541
3	LIGHT BOX FACE	111452
4	LIGHT REFLECTOR	111451
5	#8-32 PAN HD (fastens the LED and Light Face)	74141
6	LED STRIP COOL WHITE	55379
7	BUSHING, SNAP .625 IN	47282
8	MALE CORDSET	61020
9	FEMALE CORDSET	61021
10	STRAIN RELIEF SR-6P3-4	76026
11	CORD BRACKET	111454
12	#8-32 x 5/8 PAN HEAD (fastens ground)	49593
13	8-32 HEX M/S NUT (fastens ground)	74149

Lighted Sign Assembly

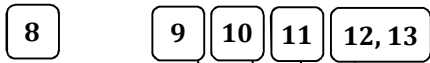


Item	Part Description	Part Number
		111421
1	POPCORN SIGN	111541
3	LIGHT BOX FACE	111452
4	LIGHT REFLECTOR	111451
5	#8-32 PAN HD (fastens the LED and Light Face)	74141
6	LED STRIP COOL WHITE	55379
7	BUSHING, SNAP .625 IN	47282
8	MALE CORDSET	61020
9	FEMALE CORDSET	61021
10	STRAIN RELIEF SR-6P3-4	76026
11	CORD BRACKET	111454
12	#8-32 x 5/8 PAN HEAD (fastens ground)	49593
13	8-32 HEX M/S NUT (fastens ground)	74149

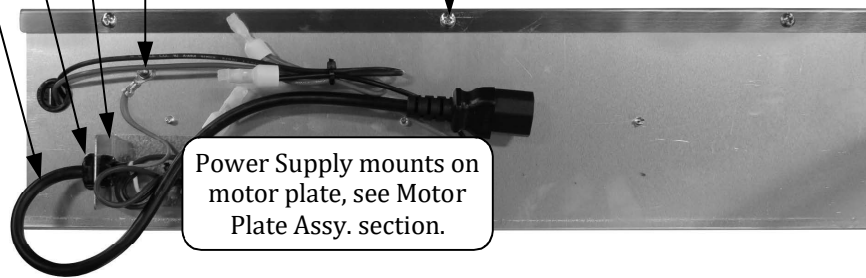
Lighted Sign Assembly



Light Box Assembly (111421) - Front View



Male Cordset
(not shown) is included in Light Box Assembly, see Motor Plate Assy. section for image reference.

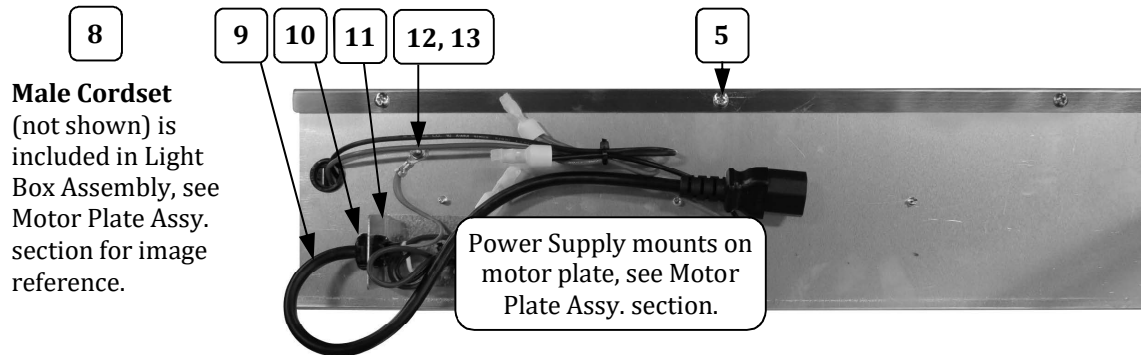


Power Supply mounts on motor plate, see Motor Plate Assy. section.

Light Box Assembly - Rear View (General image shown for parts reference only)

Item	Part Description	Part Number
		111421
1	POPCORN SIGN	111541
3	LIGHT BOX FACE	111452
4	LIGHT REFLECTOR	111451
5	#8-32 PAN HD (fastens the LED and Light Face)	74141
6	LED STRIP COOL WHITE	55379
7	BUSHING, SNAP .625 IN	47282
8	MALE CORDSET	61020
9	FEMALE CORDSET	61021
10	STRAIN RELIEF SR-6P3-4	76026
11	CORD BRACKET	111454
12	#8-32 x 5/8 PAN HEAD (fastens ground)	49593
13	8-32 HEX M/S NUT (fastens ground)	74149

Lighted Sign Assembly

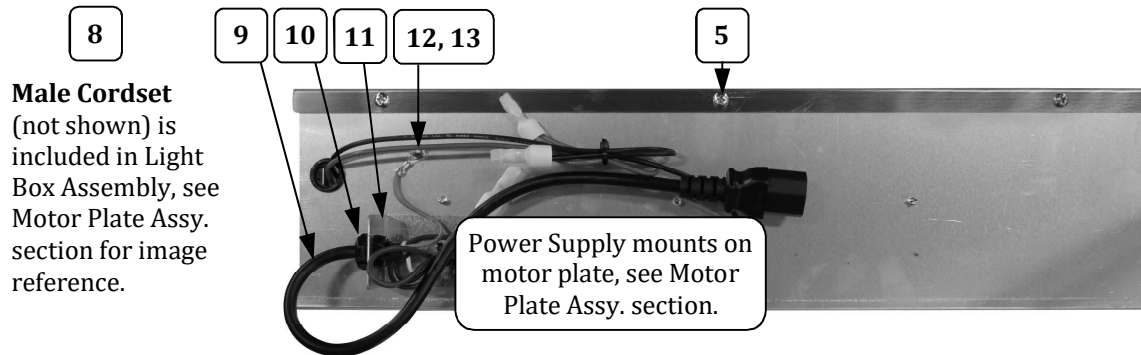


Item	Part Description	Part Number
		111421
1	POPCORN SIGN	111541
3	LIGHT BOX FACE	111452
4	LIGHT REFLECTOR	111451
5	#8-32 PAN HD (fastens the LED and Light Face)	74141
6	LED STRIP COOL WHITE	55379
7	BUSHING, SNAP .625 IN	47282
8	MALE CORDSET	61020
9	FEMALE CORDSET	61021
10	STRAIN RELIEF SR-6P3-4	76026
11	CORD BRACKET	111454
12	#8-32 x 5/8 PAN HEAD (fastens ground)	49593
13	8-32 HEX M/S NUT (fastens ground)	74149

Lighted Sign Assembly




Light Box Assembly (111421) - Front View



Light Box Assembly - Rear View (General image shown for parts reference only)

Item	Part Description	Part Number
		111421
1	POPCORN SIGN	111541
3	LIGHT BOX FACE	111452
4	LIGHT REFLECTOR	111451
5	#8-32 PAN HD (fastens the LED and Light Face)	74141
6	LED STRIP COOL WHITE	55379
7	BUSHING, SNAP .625 IN	47282
8	MALE CORDSET	61020
9	FEMALE CORDSET	61021
10	STRAIN RELIEF SR-6P3-4	76026
11	CORD BRACKET	111454
12	#8-32 x 5/8 PAN HEAD (fastens ground)	49593
13	8-32 HEX M/S NUT (fastens ground)	74149

Lighted Sign Assembly



Item	Part Description	Part Number
		111421
1	POPCORN SIGN	111541
3	LIGHT BOX FACE	111452
4	LIGHT REFLECTOR	111451
5	#8-32 PAN HD (fastens the LED and Light Face)	74141
6	LED STRIP COOL WHITE	55379
7	BUSHING, SNAP .625 IN	47282
8	MALE CORDSET	61020
9	FEMALE CORDSET	61021
10	STRAIN RELIEF SR-6P3-4	76026
11	CORD BRACKET	111454
12	#8-32 x 5/8 PAN HEAD (fastens ground)	49593
13	8-32 HEX M/S NUT (fastens ground)	74149

Safety Labels

Unit Labels

Power Cord Labels

Item	Part Description	Part No.
1	UNIVERSAL POPPER DECAL	41019
2	MAIN GROUND LABEL	42375
3	SURFACE CONTACT WARNING	87087
4	POWER OFF LABEL	55436
5	CONDUIT WARNING LABEL	82840
6	CORD WARNING LABEL	68720

Accessories

Item	Part Description	Part No.
1	STAMPED ALUMINUM SCOOP	2071
2	14.7 CC MEASURE	47679
3	1/2 CUP MEASURE	47149
4	12 OZ CORN MEASURE	47148

Safety Labels

Unit Labels

Power Cord Labels

Item	Part Description	Part No.
1	UNIVERSAL POPPER DECAL	41019
2	MAIN GROUND LABEL	42375
3	SURFACE CONTACT WARNING	87087
4	POWER OFF LABEL	55436
5	CONDUIT WARNING LABEL	82840
6	CORD WARNING LABEL	68720

Accessories

Item	Part Description	Part No.
1	STAMPED ALUMINUM SCOOP	2071
2	14.7 CC MEASURE	47679
3	1/2 CUP MEASURE	47149
4	12 OZ CORN MEASURE	47148

Safety Labels

Unit Labels

Power Cord Labels

Item	Part Description	Part No.
1	UNIVERSAL POPPER DECAL	41019
2	MAIN GROUND LABEL	42375
3	SURFACE CONTACT WARNING	87087
4	POWER OFF LABEL	55436
5	CONDUIT WARNING LABEL	82840
6	CORD WARNING LABEL	68720

Accessories

Item	Part Description	Part No.
1	STAMPED ALUMINUM SCOOP	2071
2	14.7 CC MEASURE	47679
3	1/2 CUP MEASURE	47149
4	12 OZ CORN MEASURE	47148

Safety Labels

Unit Labels

Kettle Lead In Label

Power Cord Labels

Item	Part Description	Part No.
1	UNIVERSAL POPPER DECAL	41019
2	MAIN GROUND LABEL	42375
3	SURFACE CONTACT WARNING	87087
4	POWER OFF LABEL	55436
5	CONDUIT WARNING LABEL	82840
6	CORD WARNING LABEL	68720

Accessories

Item	Part Description	Part No.
1	STAMPED ALUMINUM SCOOP	2071
2	14.7 CC MEASURE	47679
3	1/2 CUP MEASURE	47149
4	12 OZ CORN MEASURE	47148

Safety Labels

Unit Labels

Kettle Lead In Label

Power Cord Labels

Item	Part Description	Part No.
1	UNIVERSAL POPPER DECAL	41019
2	MAIN GROUND LABEL	42375
3	SURFACE CONTACT WARNING	87087
4	POWER OFF LABEL	55436
5	CONDUIT WARNING LABEL	82840
6	CORD WARNING LABEL	68720

Accessories

Item	Part Description	Part No.
1	STAMPED ALUMINUM SCOOP	2071
2	14.7 CC MEASURE	47679
3	1/2 CUP MEASURE	47149
4	12 OZ CORN MEASURE	47148

Safety Labels

Unit Labels

Kettle Lead In Label

Power Cord Labels

Item	Part Description	Part No.
1	UNIVERSAL POPPER DECAL	41019
2	MAIN GROUND LABEL	42375
3	SURFACE CONTACT WARNING	87087
4	POWER OFF LABEL	55436
5	CONDUIT WARNING LABEL	82840
6	CORD WARNING LABEL	68720

Accessories

1

2

3

4

Item	Part Description	Part No.
1	STAMPED ALUMINUM SCOOP	2071
2	14.7 CC MEASURE	47679
3	1/2 CUP MEASURE	47149
4	12 OZ CORN MEASURE	47148

Safety Labels

Unit Labels

Power Cord Labels

Item	Part Description	Part No.
1	UNIVERSAL POPPER DECAL	41019
2	MAIN GROUND LABEL	42375
3	SURFACE CONTACT WARNING	87087
4	POWER OFF LABEL	55436
5	CONDUIT WARNING LABEL	82840
6	CORD WARNING LABEL	68720

Accessories

1

2

3

4

Item	Part Description	Part No.
1	STAMPED ALUMINUM SCOOP	2071
2	14.7 CC MEASURE	47679
3	1/2 CUP MEASURE	47149
4	12 OZ CORN MEASURE	47148

Safety Labels

Unit Labels

Kettle Lead In Label

Power Cord Labels

Item	Part Description	Part No.
1	UNIVERSAL POPPER DECAL	41019
2	MAIN GROUND LABEL	42375
3	SURFACE CONTACT WARNING	87087
4	POWER OFF LABEL	55436
5	CONDUIT WARNING LABEL	82840
6	CORD WARNING LABEL	68720

Accessories

Item	Part Description	Part No.
1	STAMPED ALUMINUM SCOOP	2071
2	14.7 CC MEASURE	47679
3	1/2 CUP MEASURE	47149
4	12 OZ CORN MEASURE	47148

Safety Labels

Unit Labels

Power Cord Labels

Item	Part Description	Part No.
1	UNIVERSAL POPPER DECAL	41019
2	MAIN GROUND LABEL	42375
3	SURFACE CONTACT WARNING	87087
4	POWER OFF LABEL	55436
5	CONDUIT WARNING LABEL	82840
6	CORD WARNING LABEL	68720

Accessories

Item	Part Description	Part No.
1	STAMPED ALUMINUM SCOOP	2071
2	14.7 CC MEASURE	47679
3	1/2 CUP MEASURE	47149
4	12 OZ CORN MEASURE	47148