



Instruction Manual

PopMaxx 12/14 oz. Popper

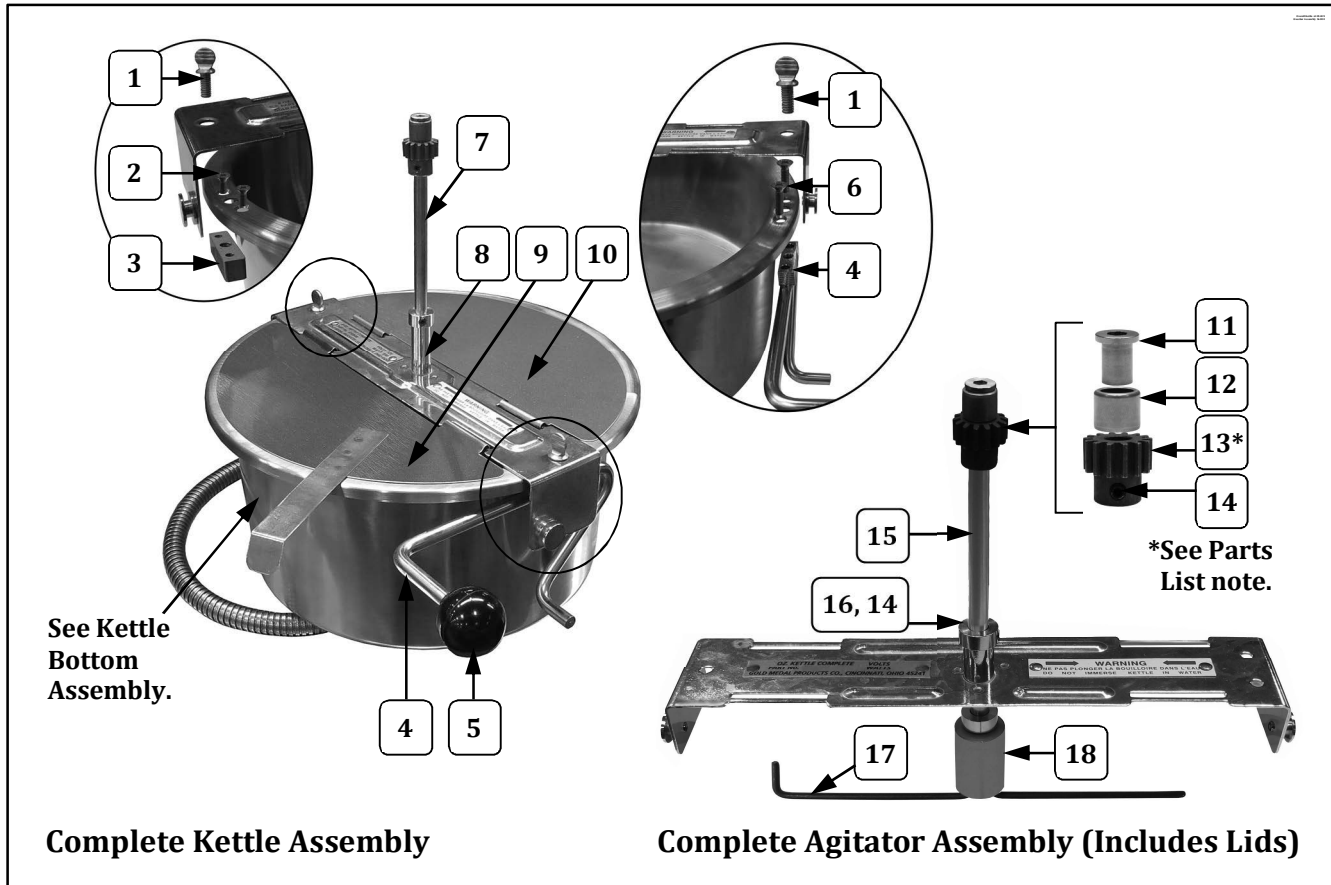
Model No. 2552, 2552KC



GOLD MEDAL[®] PRODUCTS CO.

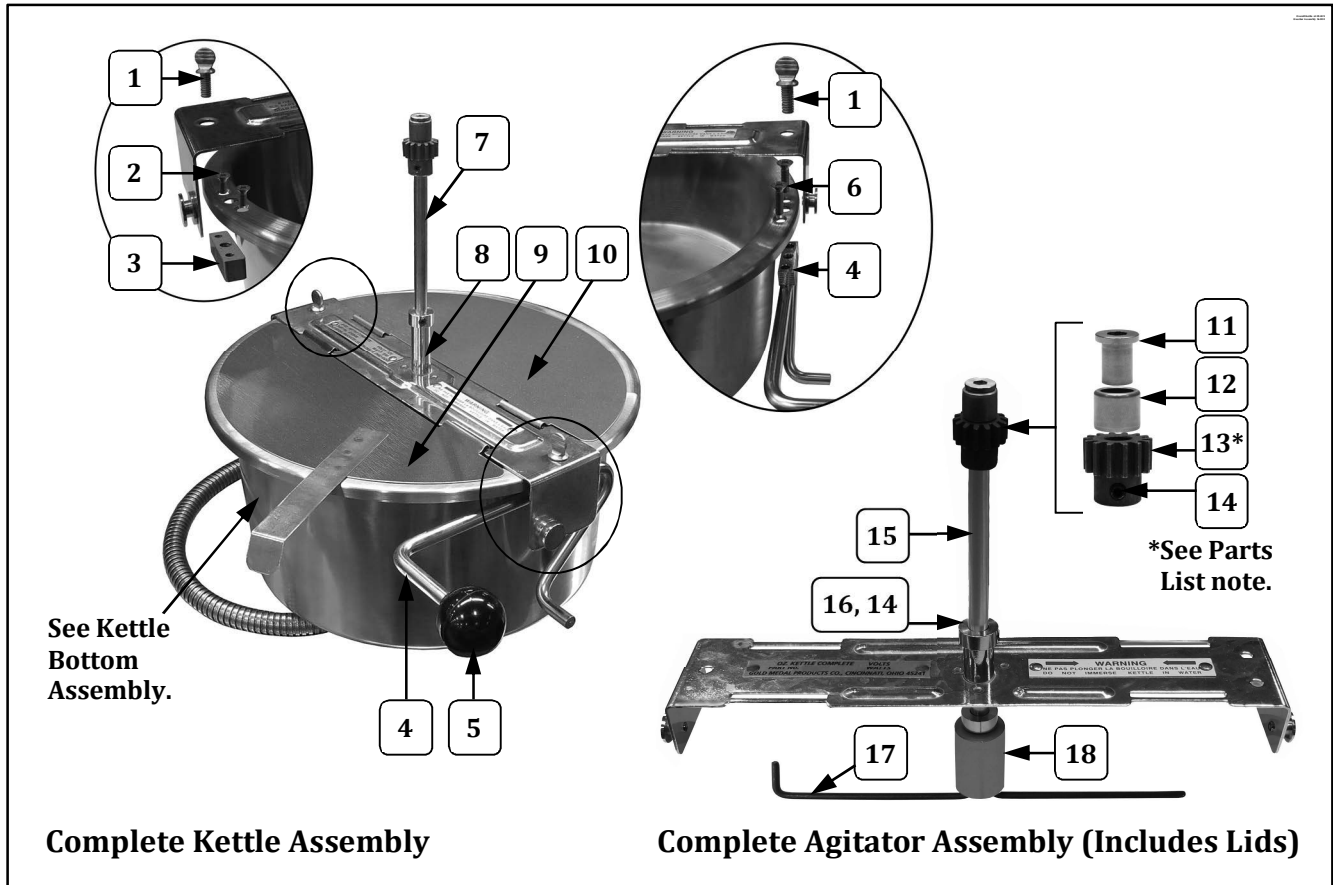
10700 Medallion Drive, Cincinnati, Ohio 45241-4807 USA

12/14 oz. Kettle Assembly (58014, 58014KC) – Agitator Assy. View



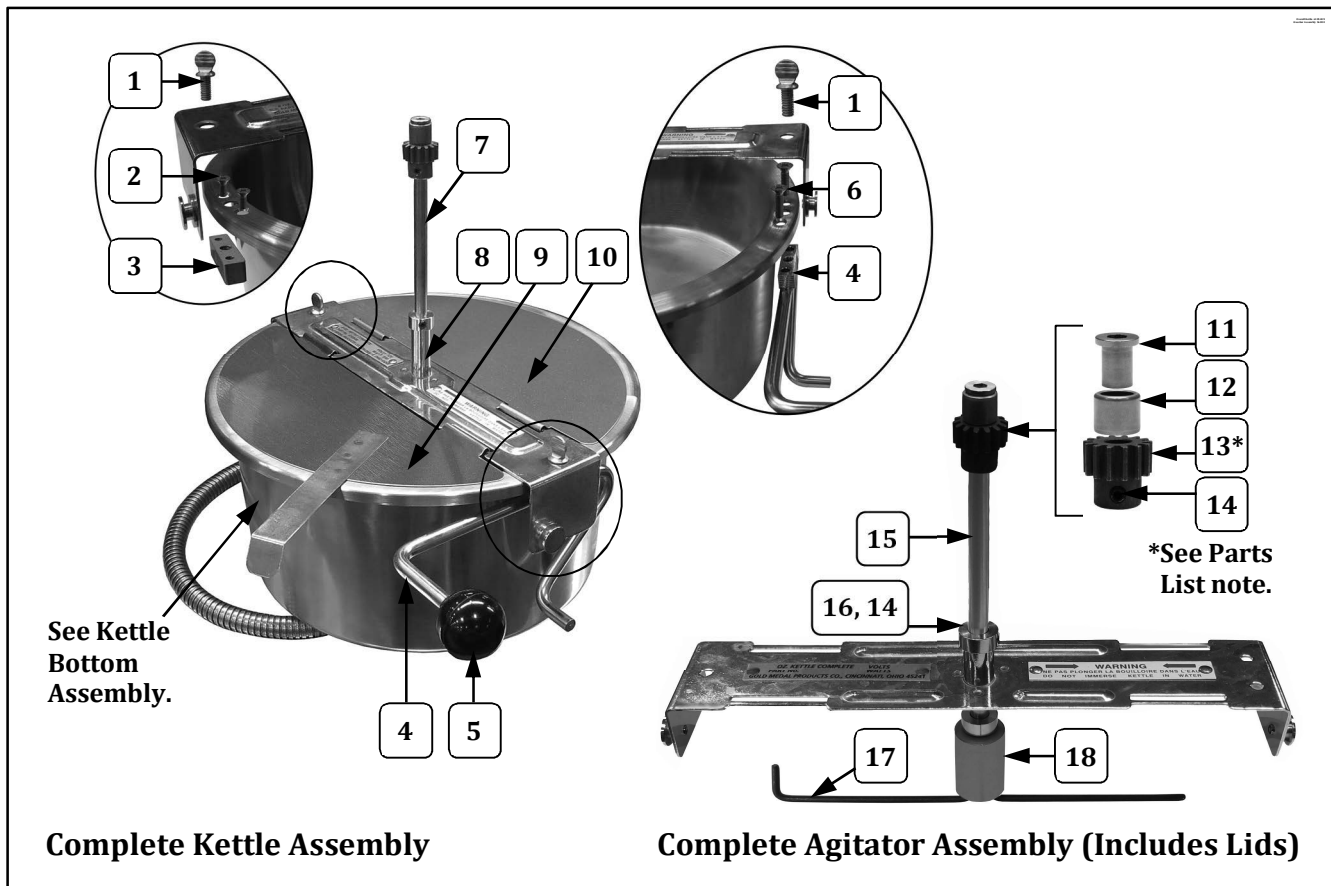
Item	Part Description	Part Number
		58014, 58014KC
1	1/4-20 X 1/2 THUMB SCREW	61059
2	8-32 X 3/8 FL HD PH MS	20065
3	KETTLE & SHELL BLOCK	61013
4	DUMP HANDLE - BLOCK WELDMENT	88769
5	DUMP HANDLE KNOB	47110
6	8-32 X 1 FL HD PH MS	20068
7	LID & AGITATOR ASSY (Complete Assembly)	58016
8	KETTLE CROSSBAR ASSEMBLY	58015
9	FRONT KETTLE LID	47720
10	REAR KETTLE LID	47119
11	AGITATOR BEARING HUB	43434
12	NEEDLE BEARING	47106
13	SPUR GEAR KIT (Includes 2 gears with set screws. Always replace Agitator Spur Gear and Kettle Drive Motor Gear as a set.)	47059K
14	SET SCREW #10-32 X 3/16	41742
15	12/14 OZ. AGITATOR SHAFT	69712
16	SET COLLAR 5/16 ID 5/8 OD	46649
17	AGITATOR WEIGHT	69715
18	6 OZ. STIR ROD	69806

12/14 oz. Kettle Assembly (58014, 58014KC) – Agitator Assy. View



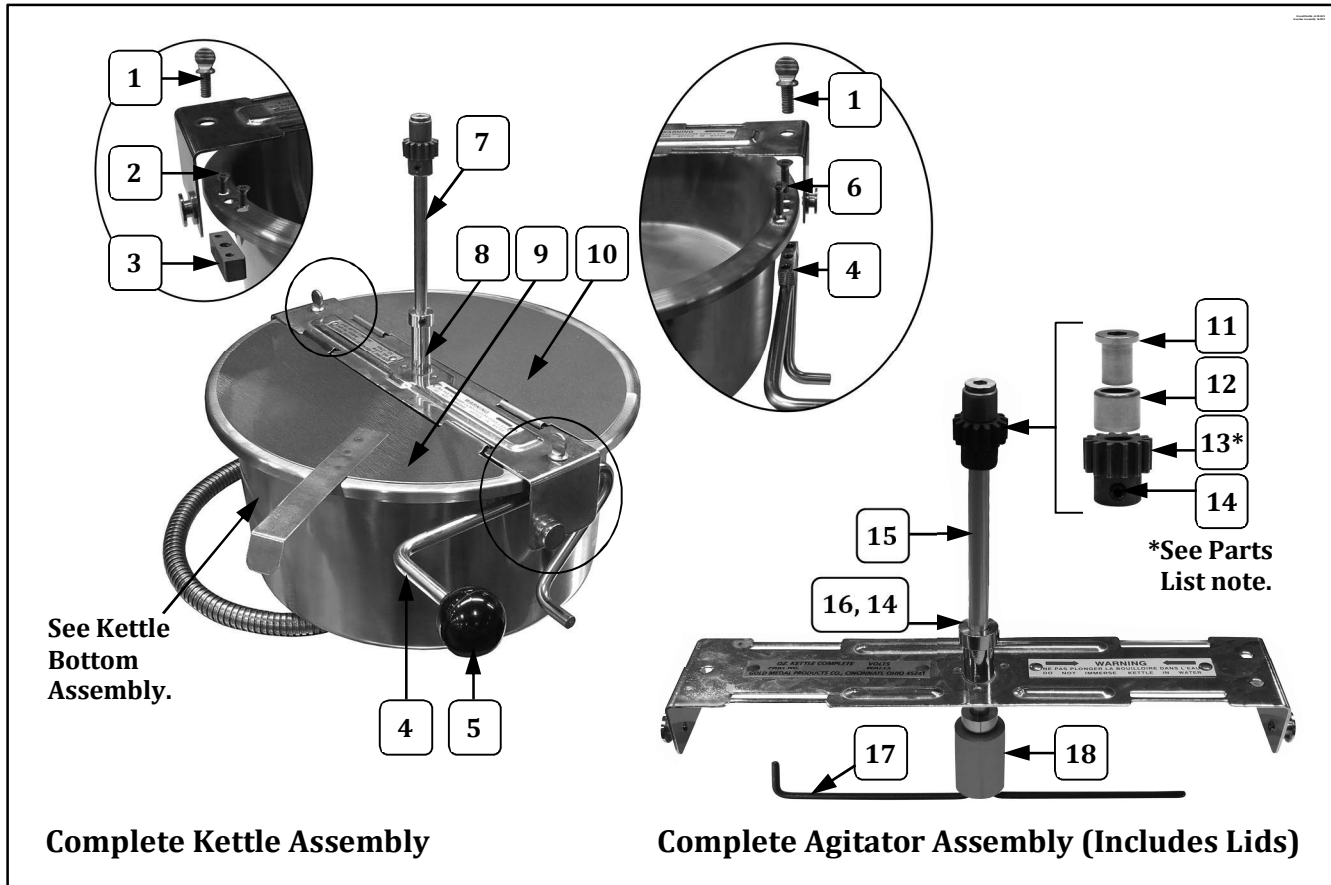
Item	Part Description	Part Number
		58014, 58014KC
1	1/4-20 X 1/2 THUMB SCREW	61059
2	8-32 X 3/8 FL HD PH MS	20065
3	KETTLE & SHELL BLOCK	61013
4	DUMP HANDLE - BLOCK WELDMENT	88769
5	DUMP HANDLE KNOB	47110
6	8-32 X 1 FL HD PH MS	20068
7	LID & AGITATOR ASSY (Complete Assembly)	58016
8	KETTLE CROSSBAR ASSEMBLY	58015
9	FRONT KETTLE LID	47720
10	REAR KETTLE LID	47119
11	AGITATOR BEARING HUB	43434
12	NEEDLE BEARING	47106
13	SPUR GEAR KIT (Includes 2 gears with set screws. Always replace Agitator Spur Gear and Kettle Drive Motor Gear as a set.)	47059K
14	SET SCREW #10-32 X 3/16	41742
15	12/14 OZ. AGITATOR SHAFT	69712
16	SET COLLAR 5/16 ID 5/8 OD	46649
17	AGITATOR WEIGHT	69715
18	6 OZ. STIR ROD	69806

12/14 oz. Kettle Assembly (58014, 58014KC) – Agitator Assy. View



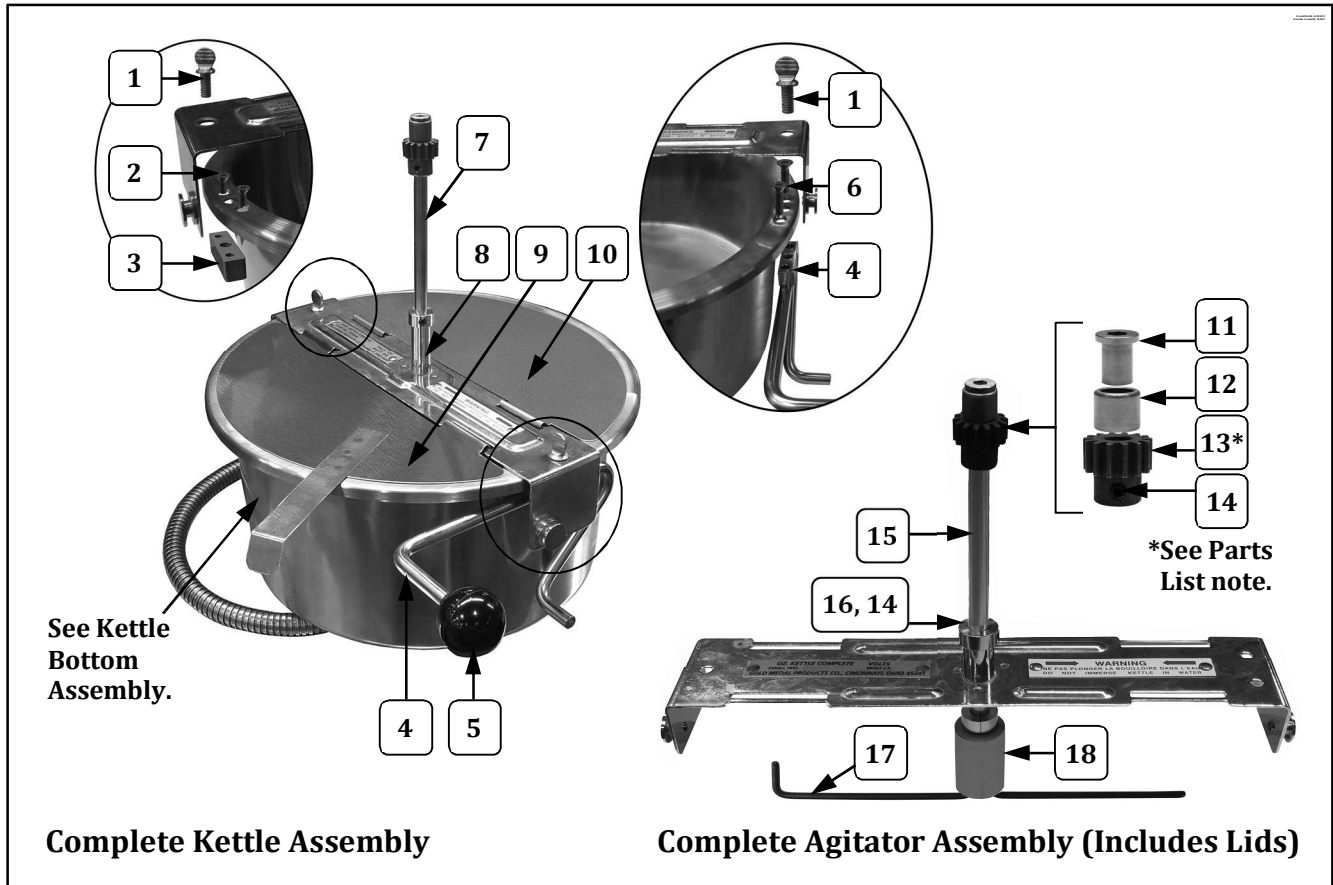
Item	Part Description	Part Number
		58014, 58014KC
1	1/4-20 X 1/2 THUMB SCREW	61059
2	8-32 X 3/8 FL HD PH MS	20065
3	KETTLE & SHELL BLOCK	61013
4	DUMP HANDLE - BLOCK WELDMENT	88769
5	DUMP HANDLE KNOB	47110
6	8-32 X 1 FL HD PH MS	20068
7	LID & AGITATOR ASSY (Complete Assembly)	58016
8	KETTLE CROSSBAR ASSEMBLY	58015
9	FRONT KETTLE LID	47720
10	REAR KETTLE LID	47119
11	AGITATOR BEARING HUB	43434
12	NEEDLE BEARING	47106
13	SPUR GEAR KIT (Includes 2 gears with set screws. Always replace Agitator Spur Gear and Kettle Drive Motor Gear as a set.)	47059K
14	SET SCREW #10-32 X 3/16	41742
15	12/14 OZ. AGITATOR SHAFT	69712
16	SET COLLAR 5/16 ID 5/8 OD	46649
17	AGITATOR WEIGHT	69715
18	6 OZ. STIR ROD	69806

12/14 oz. Kettle Assembly (58014, 58014KC) – Agitator Assy. View



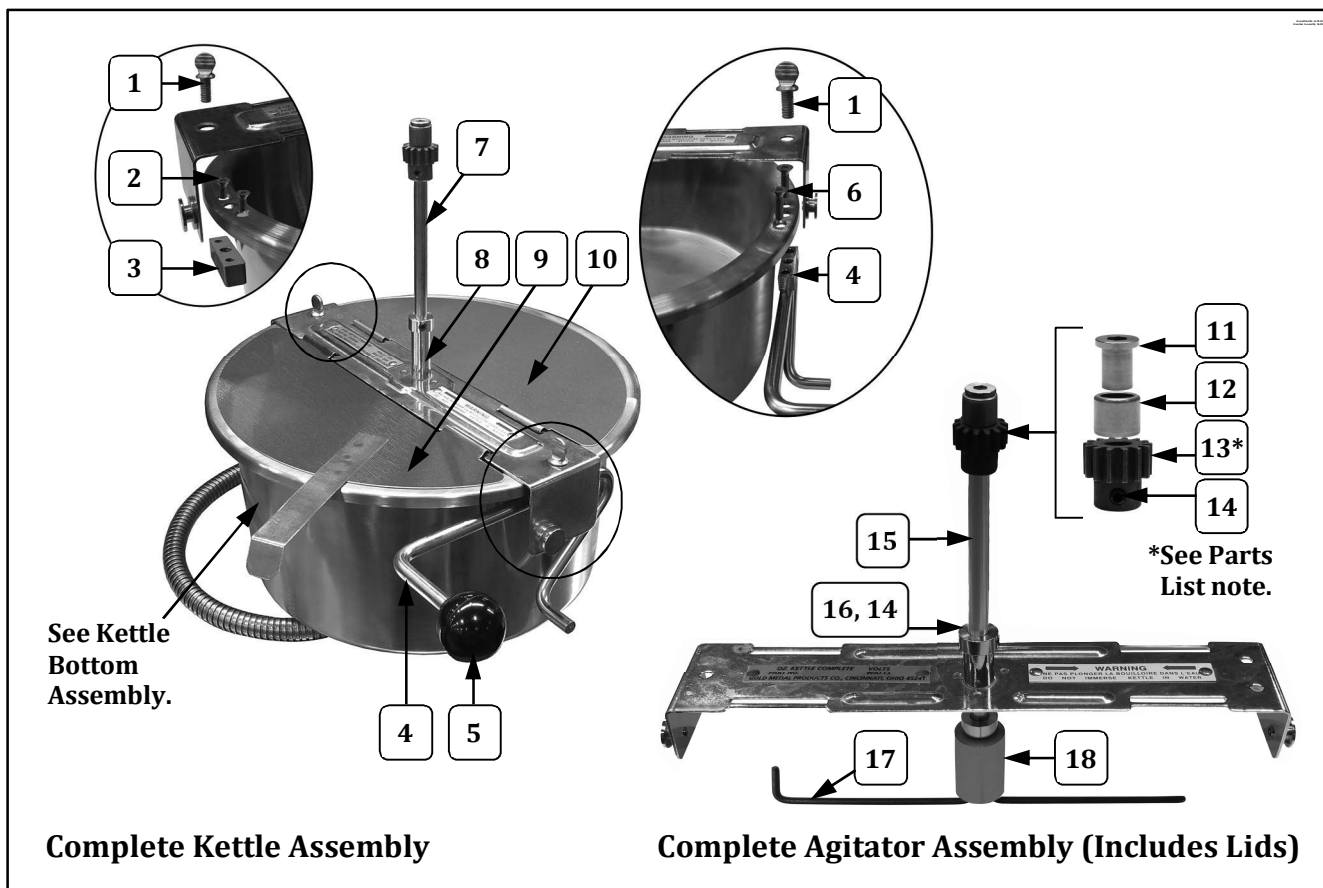
Item	Part Description	Part Number
		58014, 58014KC
1	1/4-20 X 1/2 THUMB SCREW	61059
2	8-32 X 3/8 FL HD PH MS	20065
3	KETTLE & SHELL BLOCK	61013
4	DUMP HANDLE - BLOCK WELDMENT	88769
5	DUMP HANDLE KNOB	47110
6	8-32 X 1 FL HD PH MS	20068
7	LID & AGITATOR ASSY (Complete Assembly)	58016
8	KETTLE CROSSBAR ASSEMBLY	58015
9	FRONT KETTLE LID	47720
10	REAR KETTLE LID	47119
11	AGITATOR BEARING HUB	43434
12	NEEDLE BEARING	47106
13	SPUR GEAR KIT (Includes 2 gears with set screws. Always replace Agitator Spur Gear and Kettle Drive Motor Gear as a set.)	47059K
14	SET SCREW #10-32 X 3/16	41742
15	12/14 OZ. AGITATOR SHAFT	69712
16	SET COLLAR 5/16 ID 5/8 OD	46649
17	AGITATOR WEIGHT	69715
18	6 OZ. STIR ROD	69806

12/14 oz. Kettle Assembly (58014, 58014KC) – Agitator Assy. View



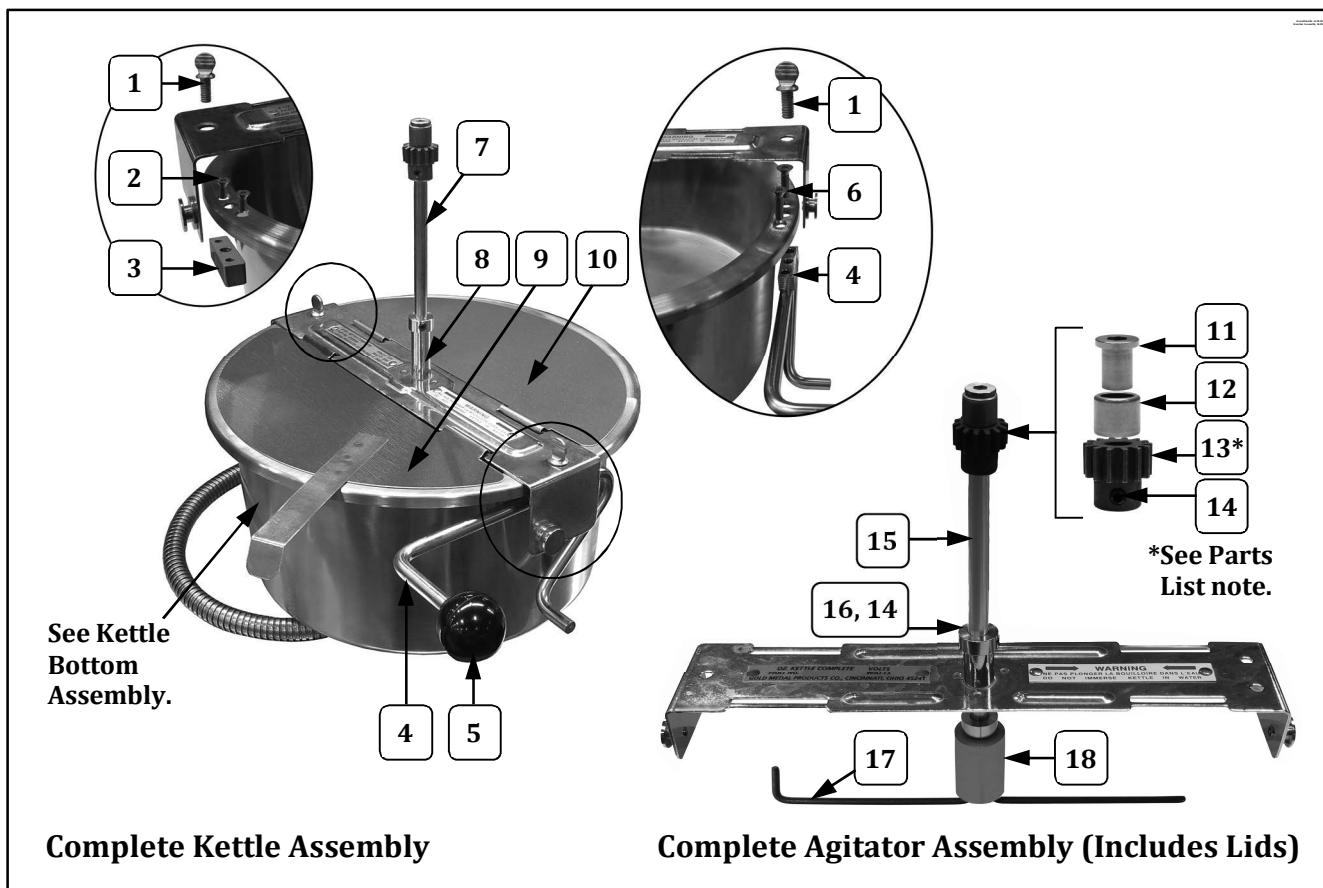
Item	Part Description	Part Number
		58014, 58014KC
1	1/4-20 X 1/2 THUMB SCREW	61059
2	8-32 X 3/8 FL HD PH MS	20065
3	KETTLE & SHELL BLOCK	61013
4	DUMP HANDLE - BLOCK WELDMENT	88769
5	DUMP HANDLE KNOB	47110
6	8-32 X 1 FL HD PH MS	20068
7	LID & AGITATOR ASSY (Complete Assembly)	58016
8	KETTLE CROSSBAR ASSEMBLY	58015
9	FRONT KETTLE LID	47720
10	REAR KETTLE LID	47119
11	AGITATOR BEARING HUB	43434
12	NEEDLE BEARING	47106
13	SPUR GEAR KIT (Includes 2 gears with set screws. Always replace Agitator Spur Gear and Kettle Drive Motor Gear as a set.)	47059K
14	SET SCREW #10-32 X 3/16	41742
15	12/14 OZ. AGITATOR SHAFT	69712
16	SET COLLAR 5/16 ID 5/8 OD	46649
17	AGITATOR WEIGHT	69715
18	6 OZ. STIR ROD	69806

12/14 oz. Kettle Assembly (58014, 58014KC) – Agitator Assy. View



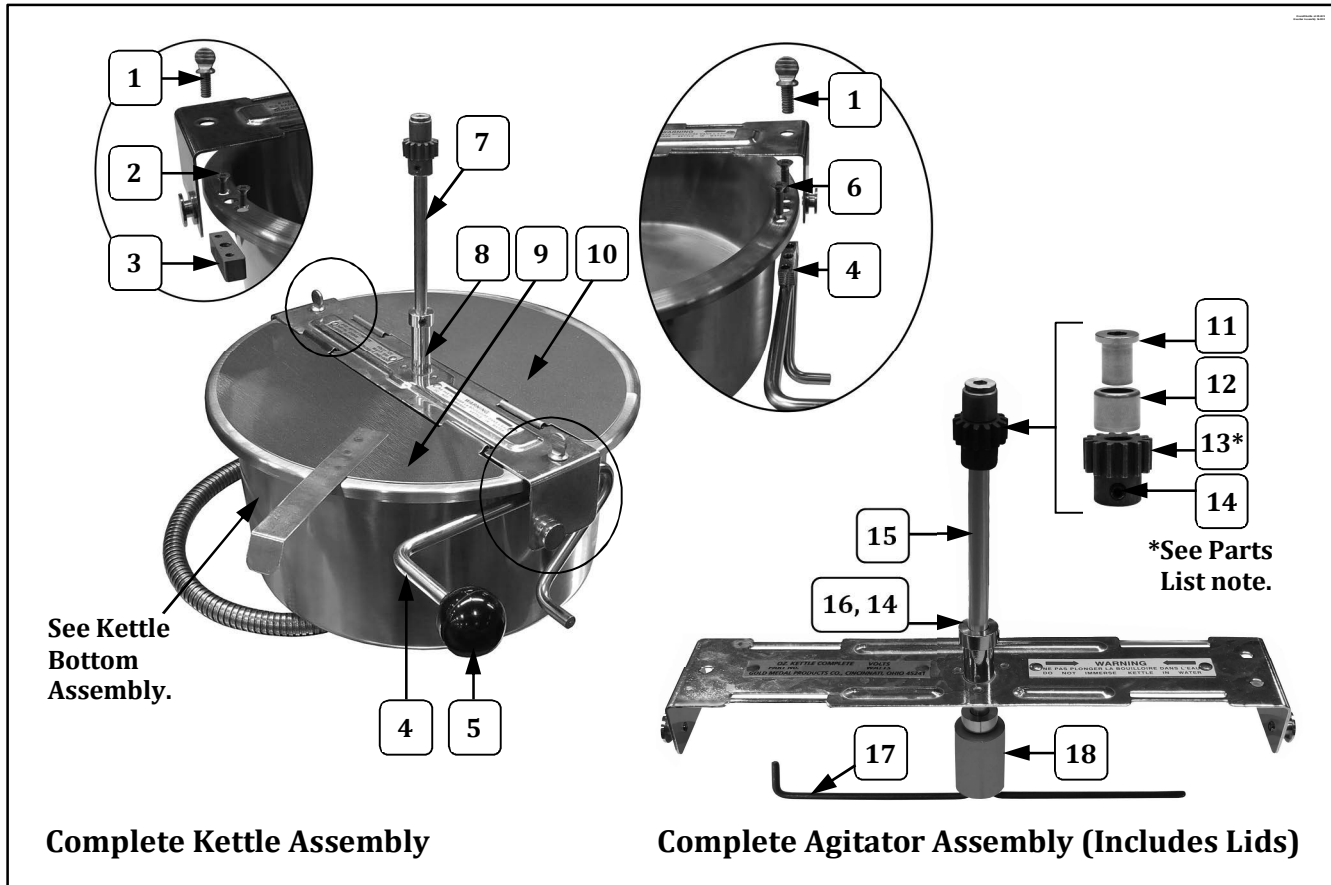
Item	Part Description	Part Number
		58014, 58014KC
1	1/4-20 X 1/2 THUMB SCREW	61059
2	8-32 X 3/8 FL HD PH MS	20065
3	KETTLE & SHELL BLOCK	61013
4	DUMP HANDLE - BLOCK WELDMENT	88769
5	DUMP HANDLE KNOB	47110
6	8-32 X 1 FL HD PH MS	20068
7	LID & AGITATOR ASSY (Complete Assembly)	58016
8	KETTLE CROSSBAR ASSEMBLY	58015
9	FRONT KETTLE LID	47720
10	REAR KETTLE LID	47119
11	AGITATOR BEARING HUB	43434
12	NEEDLE BEARING	47106
13	SPUR GEAR KIT (Includes 2 gears with set screws. Always replace Agitator Spur Gear and Kettle Drive Motor Gear as a set.)	47059K
14	SET SCREW #10-32 X 3/16	41742
15	12/14 OZ. AGITATOR SHAFT	69712
16	SET COLLAR 5/16 ID 5/8 OD	46649
17	AGITATOR WEIGHT	69715
18	6 OZ. STIR ROD	69806

12/14 oz. Kettle Assembly (58014, 58014KC) – Agitator Assy. View



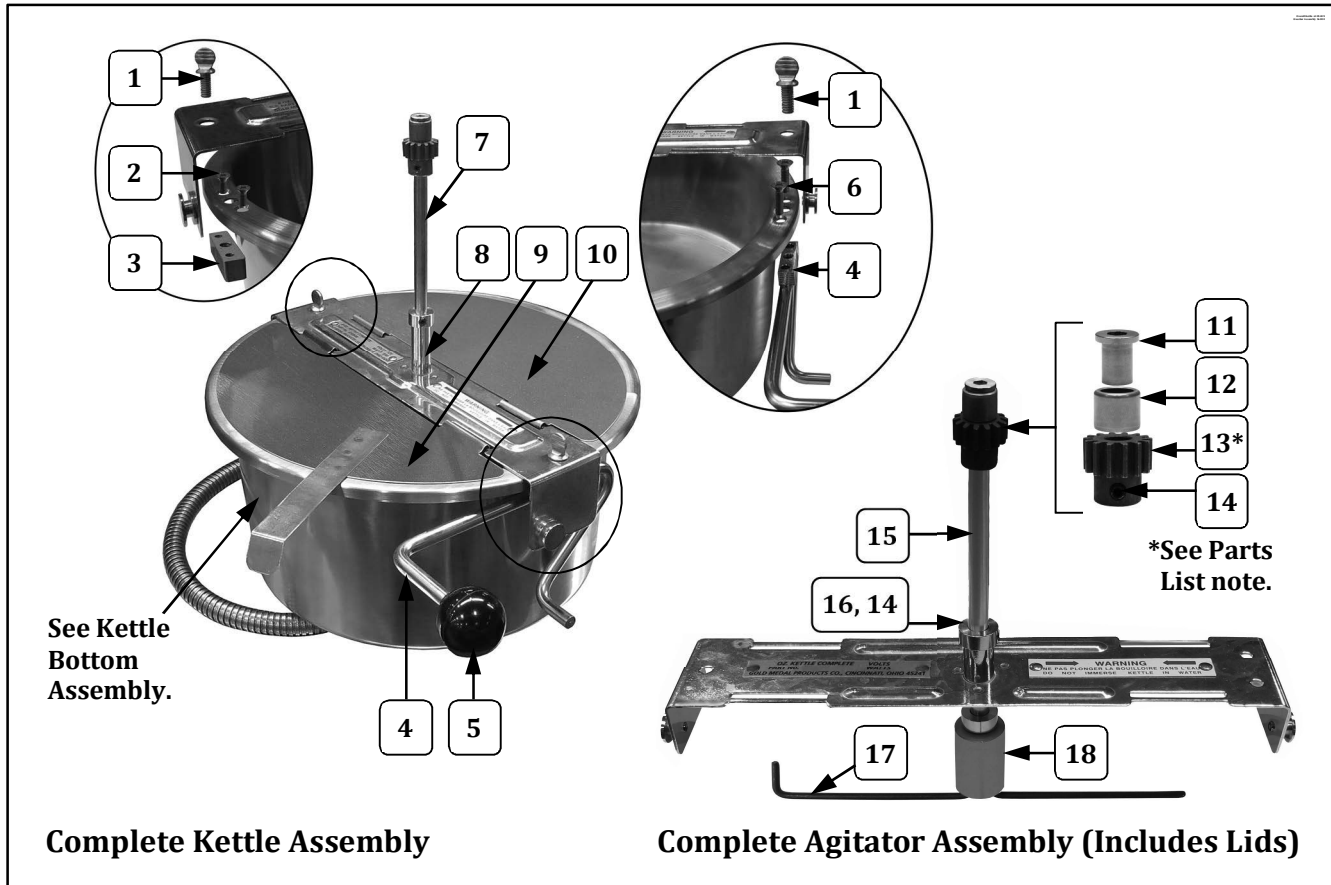
Item	Part Description	Part Number
		58014, 58014KC
1	1/4-20 X 1/2 THUMB SCREW	61059
2	8-32 X 3/8 FL HD PH MS	20065
3	KETTLE & SHELL BLOCK	61013
4	DUMP HANDLE - BLOCK WELDMENT	88769
5	DUMP HANDLE KNOB	47110
6	8-32 X 1 FL HD PH MS	20068
7	LID & AGITATOR ASSY (Complete Assembly)	58016
8	KETTLE CROSSBAR ASSEMBLY	58015
9	FRONT KETTLE LID	47720
10	REAR KETTLE LID	47119
11	AGITATOR BEARING HUB	43434
12	NEEDLE BEARING	47106
13	SPUR GEAR KIT (Includes 2 gears with set screws. Always replace Agitator Spur Gear and Kettle Drive Motor Gear as a set.)	47059K
14	SET SCREW #10-32 X 3/16	41742
15	12/14 OZ. AGITATOR SHAFT	69712
16	SET COLLAR 5/16 ID 5/8 OD	46649
17	AGITATOR WEIGHT	69715
18	6 OZ. STIR ROD	69806

12/14 oz. Kettle Assembly (58014, 58014KC) – Agitator Assy. View



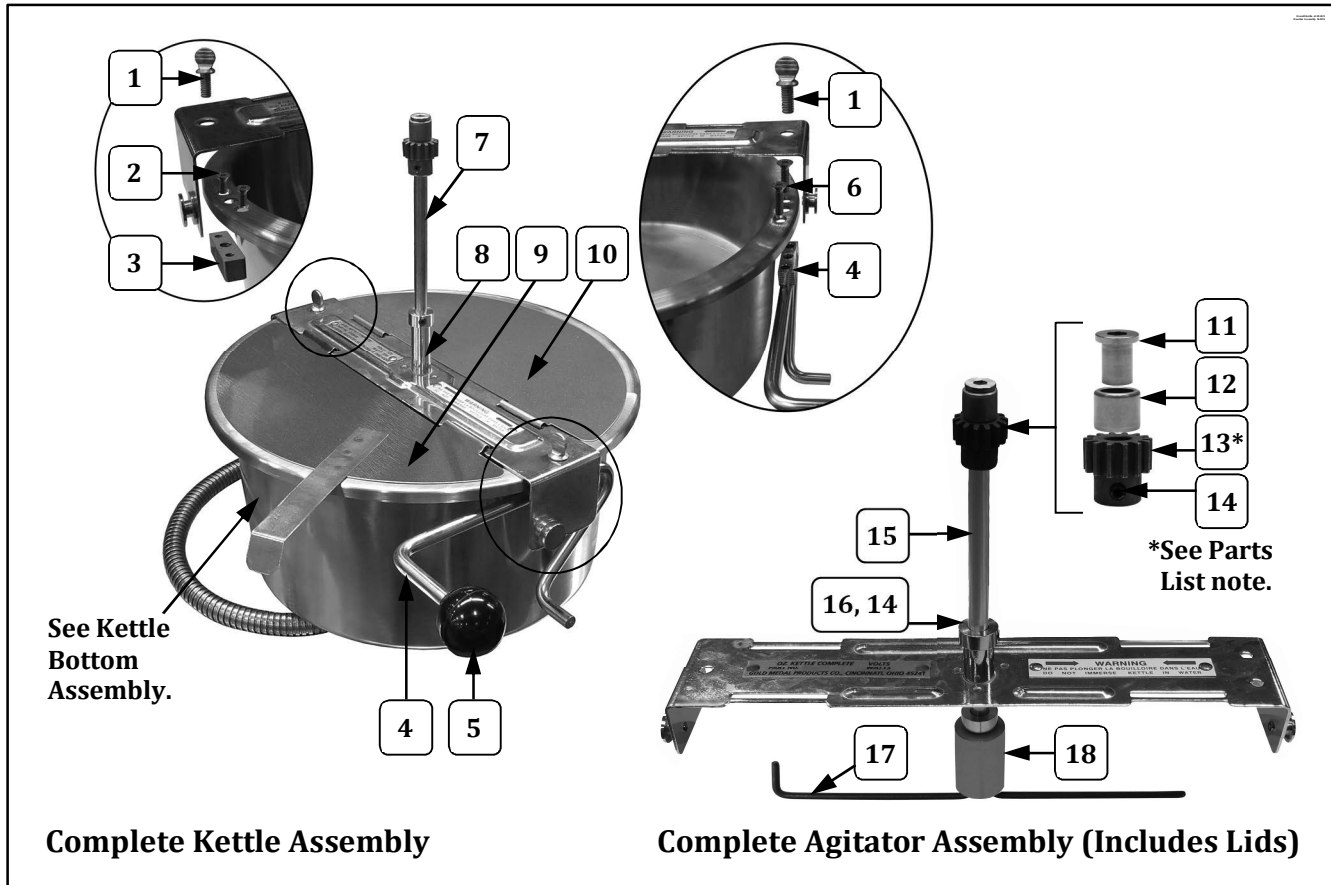
Item	Part Description	Part Number
		58014, 58014KC
1	1/4-20 X 1/2 THUMB SCREW	61059
2	8-32 X 3/8 FL HD PH MS	20065
3	KETTLE & SHELL BLOCK	61013
4	DUMP HANDLE - BLOCK WELDMENT	88769
5	DUMP HANDLE KNOB	47110
6	8-32 X 1 FL HD PH MS	20068
7	LID & AGITATOR ASSY (Complete Assembly)	58016
8	KETTLE CROSSBAR ASSEMBLY	58015
9	FRONT KETTLE LID	47720
10	REAR KETTLE LID	47119
11	AGITATOR BEARING HUB	43434
12	NEEDLE BEARING	47106
13	SPUR GEAR KIT (Includes 2 gears with set screws. Always replace Agitator Spur Gear and Kettle Drive Motor Gear as a set.)	47059K
14	SET SCREW #10-32 X 3/16	41742
15	12/14 OZ. AGITATOR SHAFT	69712
16	SET COLLAR 5/16 ID 5/8 OD	46649
17	AGITATOR WEIGHT	69715
18	6 OZ. STIR ROD	69806

12/14 oz. Kettle Assembly (58014, 58014KC) – Agitator Assy. View



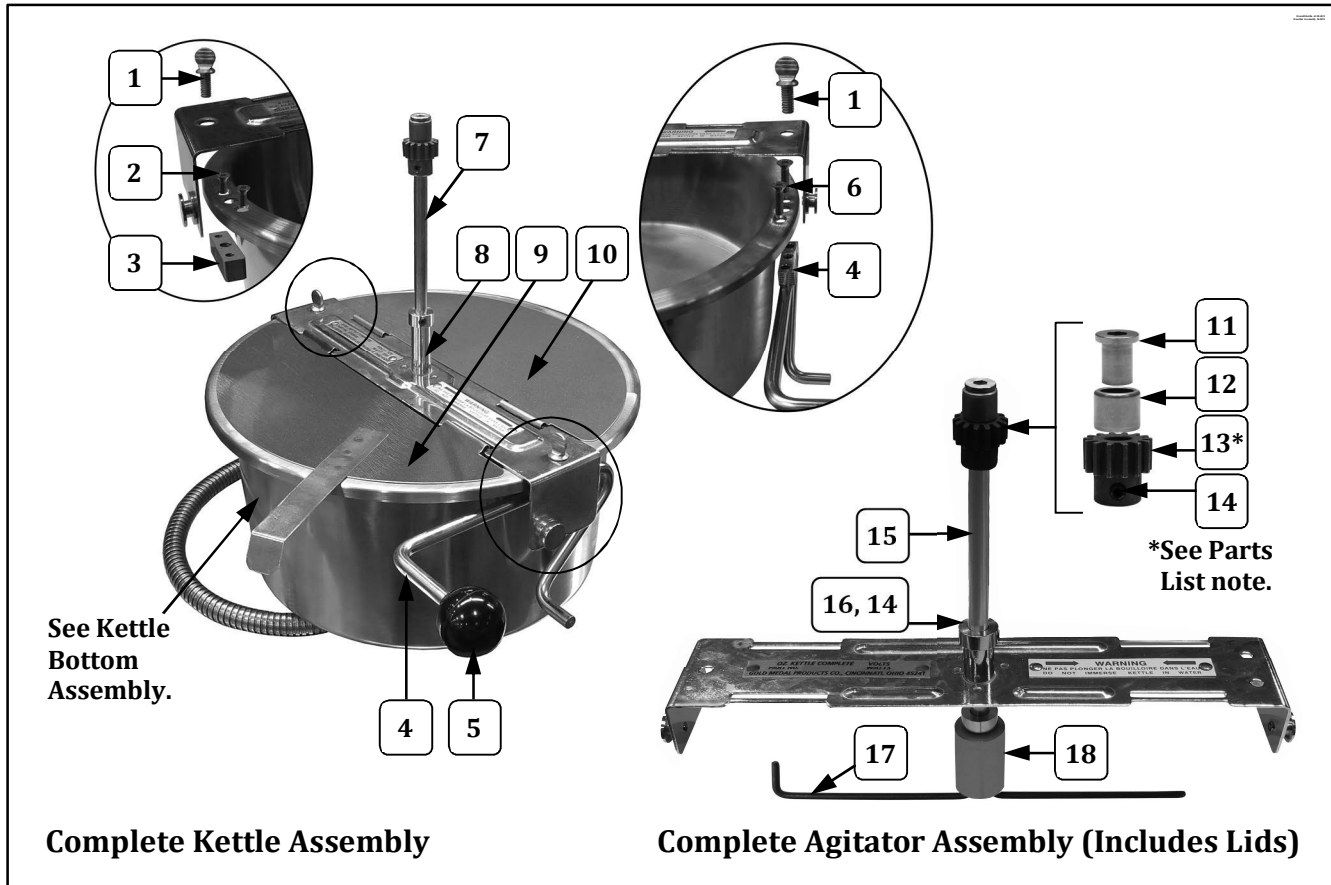
Item	Part Description	Part Number
		58014, 58014KC
1	1/4-20 X 1/2 THUMB SCREW	61059
2	8-32 X 3/8 FL HD PH MS	20065
3	KETTLE & SHELL BLOCK	61013
4	DUMP HANDLE - BLOCK WELDMENT	88769
5	DUMP HANDLE KNOB	47110
6	8-32 X 1 FL HD PH MS	20068
7	LID & AGITATOR ASSY (Complete Assembly)	58016
8	KETTLE CROSSBAR ASSEMBLY	58015
9	FRONT KETTLE LID	47720
10	REAR KETTLE LID	47119
11	AGITATOR BEARING HUB	43434
12	NEEDLE BEARING	47106
13	SPUR GEAR KIT (Includes 2 gears with set screws. Always replace Agitator Spur Gear and Kettle Drive Motor Gear as a set.)	47059K
14	SET SCREW #10-32 X 3/16	41742
15	12/14 OZ. AGITATOR SHAFT	69712
16	SET COLLAR 5/16 ID 5/8 OD	46649
17	AGITATOR WEIGHT	69715
18	6 OZ. STIR ROD	69806

12/14 oz. Kettle Assembly (58014, 58014KC) – Agitator Assy. View



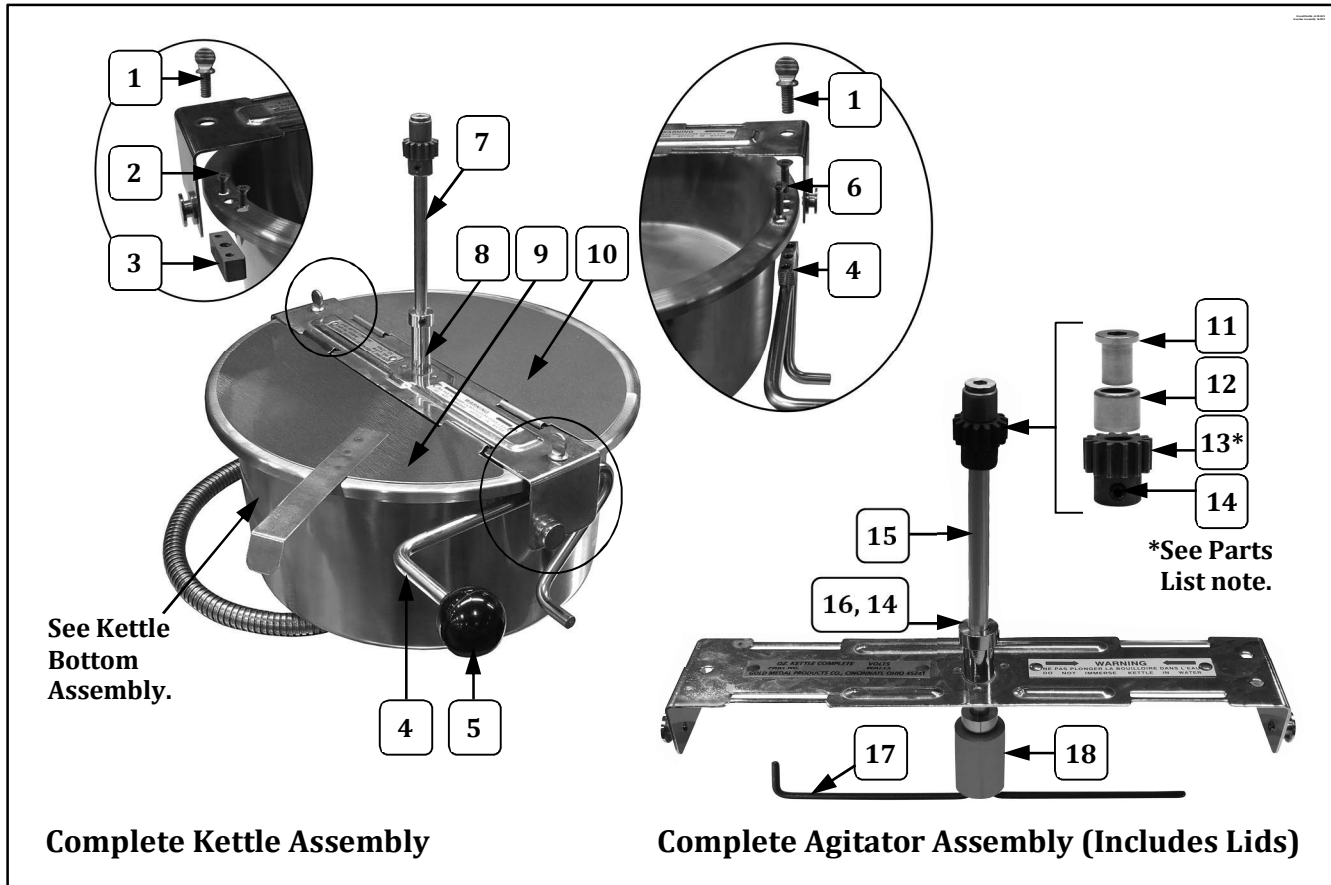
Item	Part Description	Part Number
		58014, 58014KC
1	1/4-20 X 1/2 THUMB SCREW	61059
2	8-32 X 3/8 FL HD PH MS	20065
3	KETTLE & SHELL BLOCK	61013
4	DUMP HANDLE - BLOCK WELDMENT	88769
5	DUMP HANDLE KNOB	47110
6	8-32 X 1 FL HD PH MS	20068
7	LID & AGITATOR ASSY (Complete Assembly)	58016
8	KETTLE CROSSBAR ASSEMBLY	58015
9	FRONT KETTLE LID	47720
10	REAR KETTLE LID	47119
11	AGITATOR BEARING HUB	43434
12	NEEDLE BEARING	47106
13	SPUR GEAR KIT (Includes 2 gears with set screws. Always replace Agitator Spur Gear and Kettle Drive Motor Gear as a set.)	47059K
14	SET SCREW #10-32 X 3/16	41742
15	12/14 OZ. AGITATOR SHAFT	69712
16	SET COLLAR 5/16 ID 5/8 OD	46649
17	AGITATOR WEIGHT	69715
18	6 OZ. STIR ROD	69806

12/14 oz. Kettle Assembly (58014, 58014KC) – Agitator Assy. View



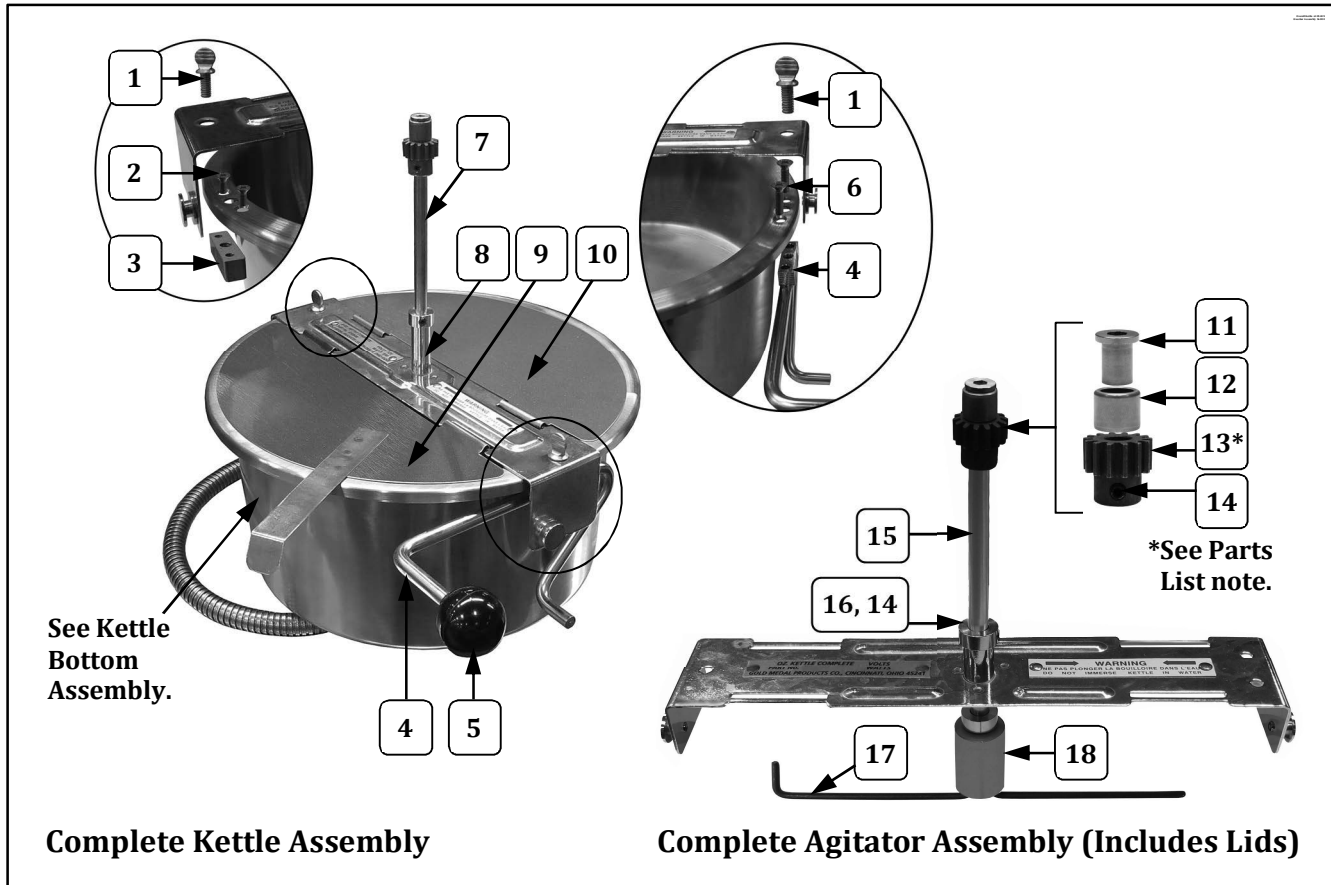
Item	Part Description	Part Number
		58014, 58014KC
1	1/4-20 X 1/2 THUMB SCREW	61059
2	8-32 X 3/8 FL HD PH MS	20065
3	KETTLE & SHELL BLOCK	61013
4	DUMP HANDLE - BLOCK WELDMENT	88769
5	DUMP HANDLE KNOB	47110
6	8-32 X 1 FL HD PH MS	20068
7	LID & AGITATOR ASSY (Complete Assembly)	58016
8	KETTLE CROSSBAR ASSEMBLY	58015
9	FRONT KETTLE LID	47720
10	REAR KETTLE LID	47119
11	AGITATOR BEARING HUB	43434
12	NEEDLE BEARING	47106
13	SPUR GEAR KIT (Includes 2 gears with set screws. Always replace Agitator Spur Gear and Kettle Drive Motor Gear as a set.)	47059K
14	SET SCREW #10-32 X 3/16	41742
15	12/14 OZ. AGITATOR SHAFT	69712
16	SET COLLAR 5/16 ID 5/8 OD	46649
17	AGITATOR WEIGHT	69715
18	6 OZ. STIR ROD	69806

12/14 oz. Kettle Assembly (58014, 58014KC) – Agitator Assy. View



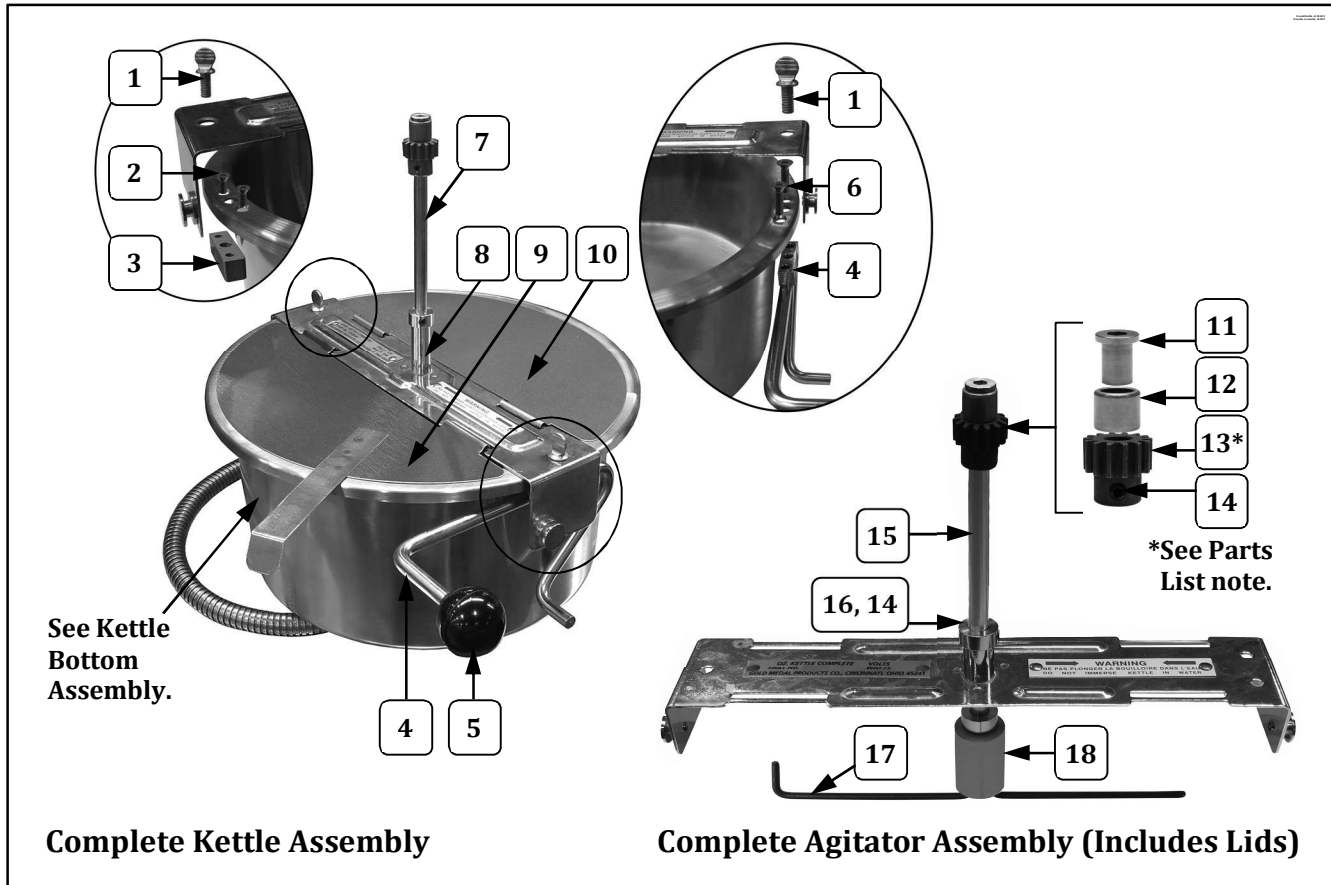
Item	Part Description	Part Number
		58014, 58014KC
1	1/4-20 X 1/2 THUMB SCREW	61059
2	8-32 X 3/8 FL HD PH MS	20065
3	KETTLE & SHELL BLOCK	61013
4	DUMP HANDLE - BLOCK WELDMENT	88769
5	DUMP HANDLE KNOB	47110
6	8-32 X 1 FL HD PH MS	20068
7	LID & AGITATOR ASSY (Complete Assembly)	58016
8	KETTLE CROSSBAR ASSEMBLY	58015
9	FRONT KETTLE LID	47720
10	REAR KETTLE LID	47119
11	AGITATOR BEARING HUB	43434
12	NEEDLE BEARING	47106
13	SPUR GEAR KIT (Includes 2 gears with set screws. Always replace Agitator Spur Gear and Kettle Drive Motor Gear as a set.)	47059K
14	SET SCREW #10-32 X 3/16	41742
15	12/14 OZ. AGITATOR SHAFT	69712
16	SET COLLAR 5/16 ID 5/8 OD	46649
17	AGITATOR WEIGHT	69715
18	6 OZ. STIR ROD	69806

12/14 oz. Kettle Assembly (58014, 58014KC) – Agitator Assy. View



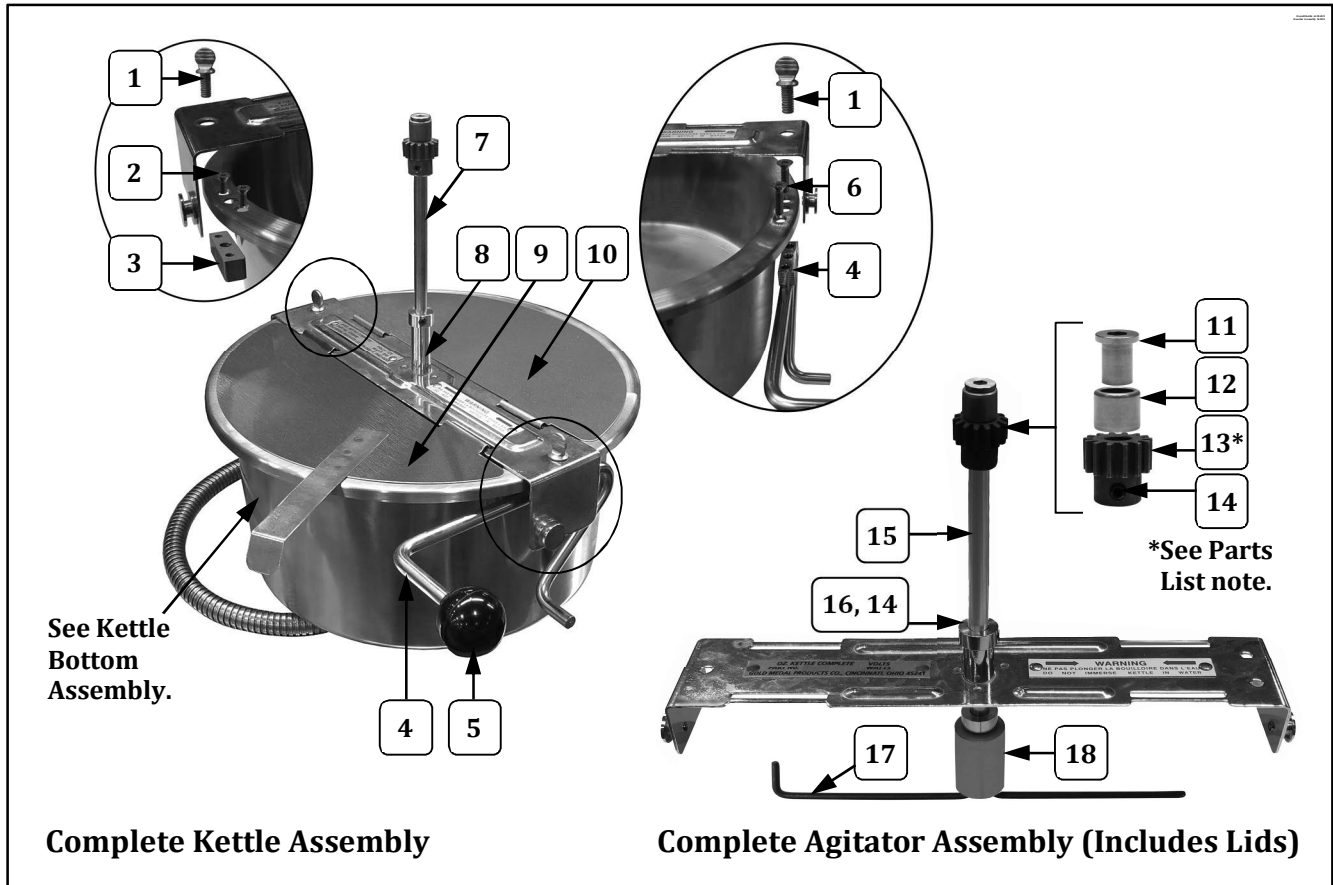
Item	Part Description	Part Number
		58014, 58014KC
1	1/4-20 X 1/2 THUMB SCREW	61059
2	8-32 X 3/8 FL HD PH MS	20065
3	KETTLE & SHELL BLOCK	61013
4	DUMP HANDLE - BLOCK WELDMENT	88769
5	DUMP HANDLE KNOB	47110
6	8-32 X 1 FL HD PH MS	20068
7	LID & AGITATOR ASSY (Complete Assembly)	58016
8	KETTLE CROSSBAR ASSEMBLY	58015
9	FRONT KETTLE LID	47720
10	REAR KETTLE LID	47119
11	AGITATOR BEARING HUB	43434
12	NEEDLE BEARING	47106
13	SPUR GEAR KIT (Includes 2 gears with set screws. Always replace Agitator Spur Gear and Kettle Drive Motor Gear as a set.)	47059K
14	SET SCREW #10-32 X 3/16	41742
15	12/14 OZ. AGITATOR SHAFT	69712
16	SET COLLAR 5/16 ID 5/8 OD	46649
17	AGITATOR WEIGHT	69715
18	6 OZ. STIR ROD	69806

12/14 oz. Kettle Assembly (58014, 58014KC) – Agitator Assy. View



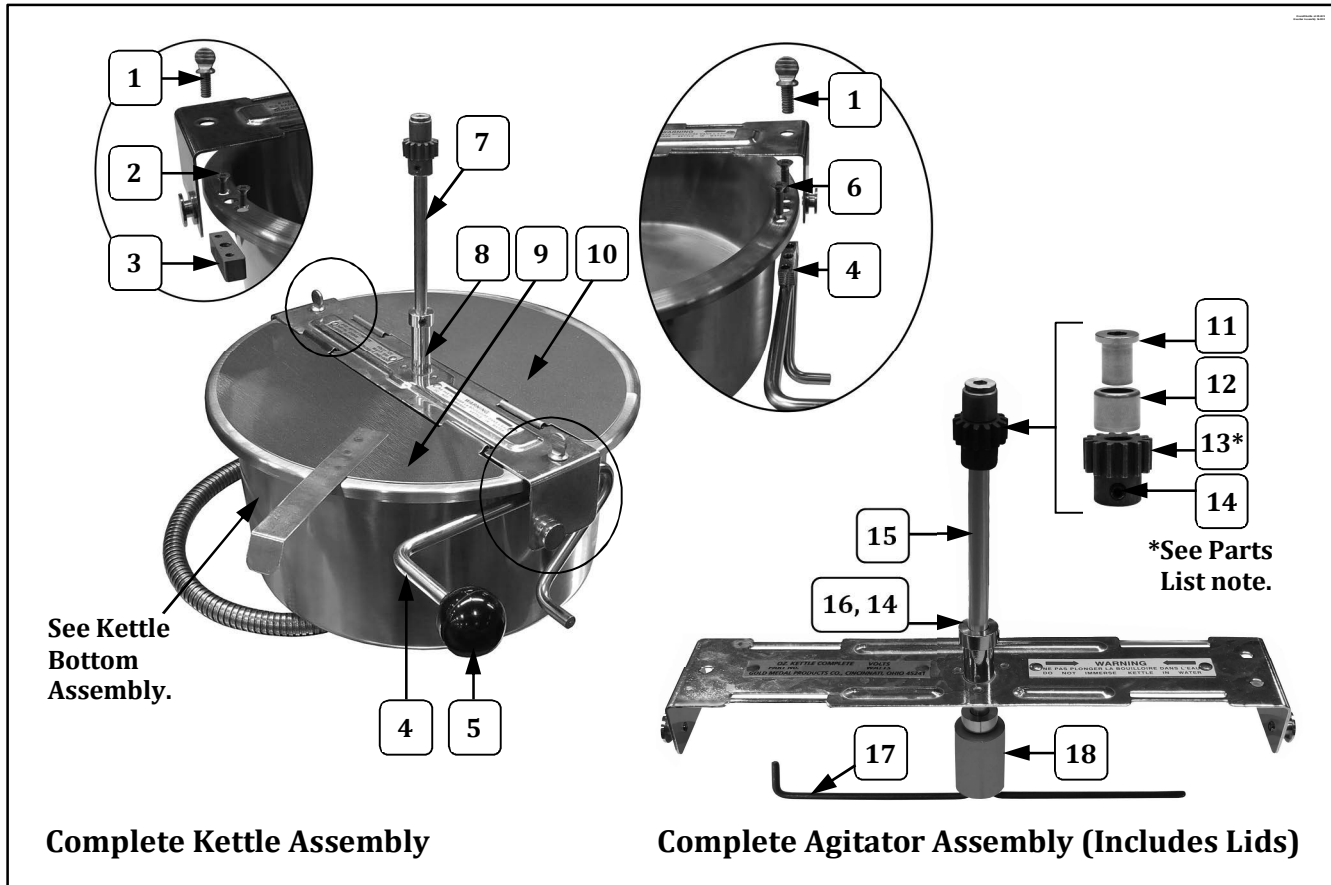
Item	Part Description	Part Number
		58014, 58014KC
1	1/4-20 X 1/2 THUMB SCREW	61059
2	8-32 X 3/8 FL HD PH MS	20065
3	KETTLE & SHELL BLOCK	61013
4	DUMP HANDLE - BLOCK WELDMENT	88769
5	DUMP HANDLE KNOB	47110
6	8-32 X 1 FL HD PH MS	20068
7	LID & AGITATOR ASSY (Complete Assembly)	58016
8	KETTLE CROSSBAR ASSEMBLY	58015
9	FRONT KETTLE LID	47720
10	REAR KETTLE LID	47119
11	AGITATOR BEARING HUB	43434
12	NEEDLE BEARING	47106
13	SPUR GEAR KIT (Includes 2 gears with set screws. Always replace Agitator Spur Gear and Kettle Drive Motor Gear as a set.)	47059K
14	SET SCREW #10-32 X 3/16	41742
15	12/14 OZ. AGITATOR SHAFT	69712
16	SET COLLAR 5/16 ID 5/8 OD	46649
17	AGITATOR WEIGHT	69715
18	6 OZ. STIR ROD	69806

12/14 oz. Kettle Assembly (58014, 58014KC) – Agitator Assy. View



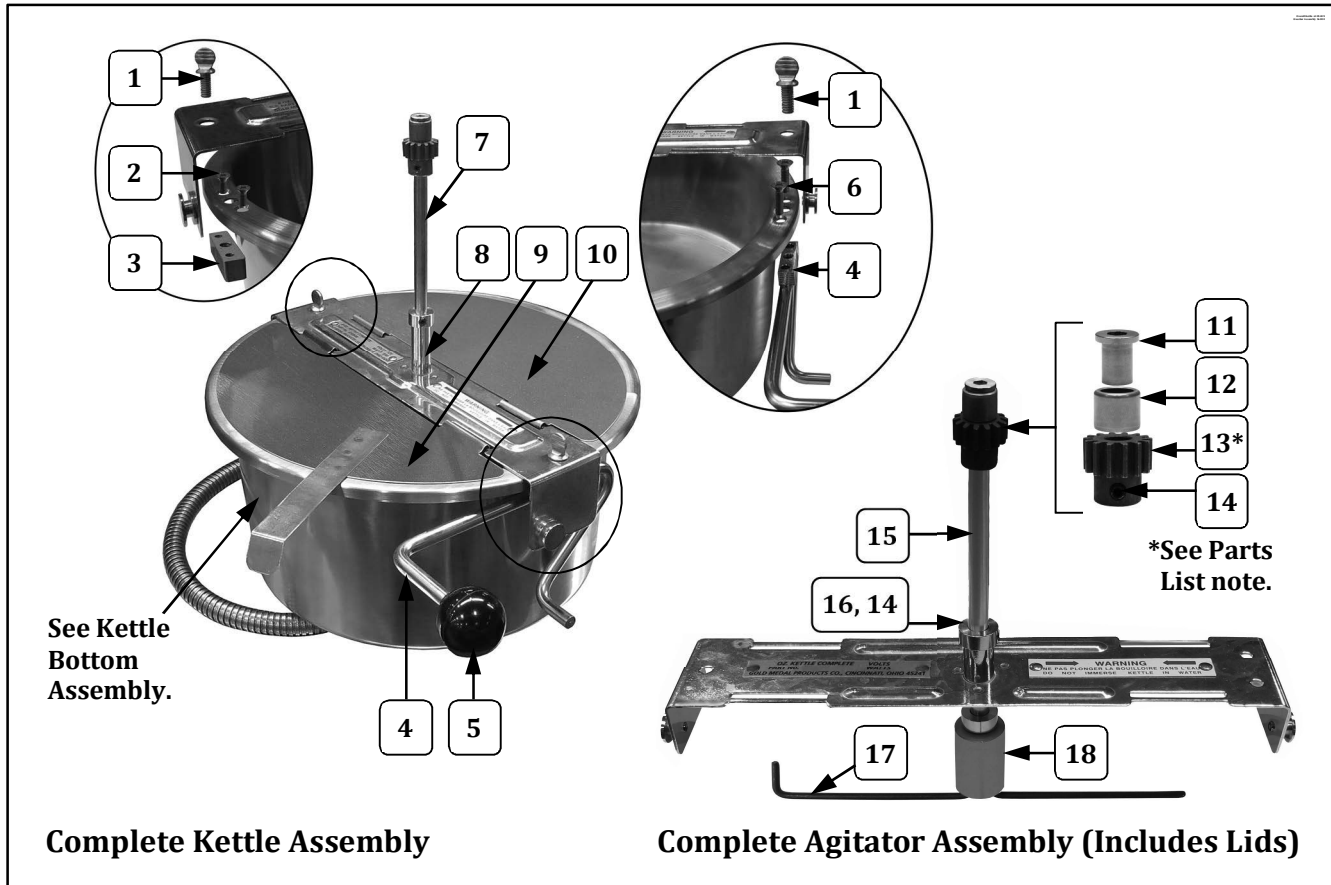
Item	Part Description	Part Number
		58014, 58014KC
1	1/4-20 X 1/2 THUMB SCREW	61059
2	8-32 X 3/8 FL HD PH MS	20065
3	KETTLE & SHELL BLOCK	61013
4	DUMP HANDLE - BLOCK WELDMENT	88769
5	DUMP HANDLE KNOB	47110
6	8-32 X 1 FL HD PH MS	20068
7	LID & AGITATOR ASSY (Complete Assembly)	58016
8	KETTLE CROSSBAR ASSEMBLY	58015
9	FRONT KETTLE LID	47720
10	REAR KETTLE LID	47119
11	AGITATOR BEARING HUB	43434
12	NEEDLE BEARING	47106
13	SPUR GEAR KIT (Includes 2 gears with set screws. Always replace Agitator Spur Gear and Kettle Drive Motor Gear as a set.)	47059K
14	SET SCREW #10-32 X 3/16	41742
15	12/14 OZ. AGITATOR SHAFT	69712
16	SET COLLAR 5/16 ID 5/8 OD	46649
17	AGITATOR WEIGHT	69715
18	6 OZ. STIR ROD	69806

12/14 oz. Kettle Assembly (58014, 58014KC) – Agitator Assy. View



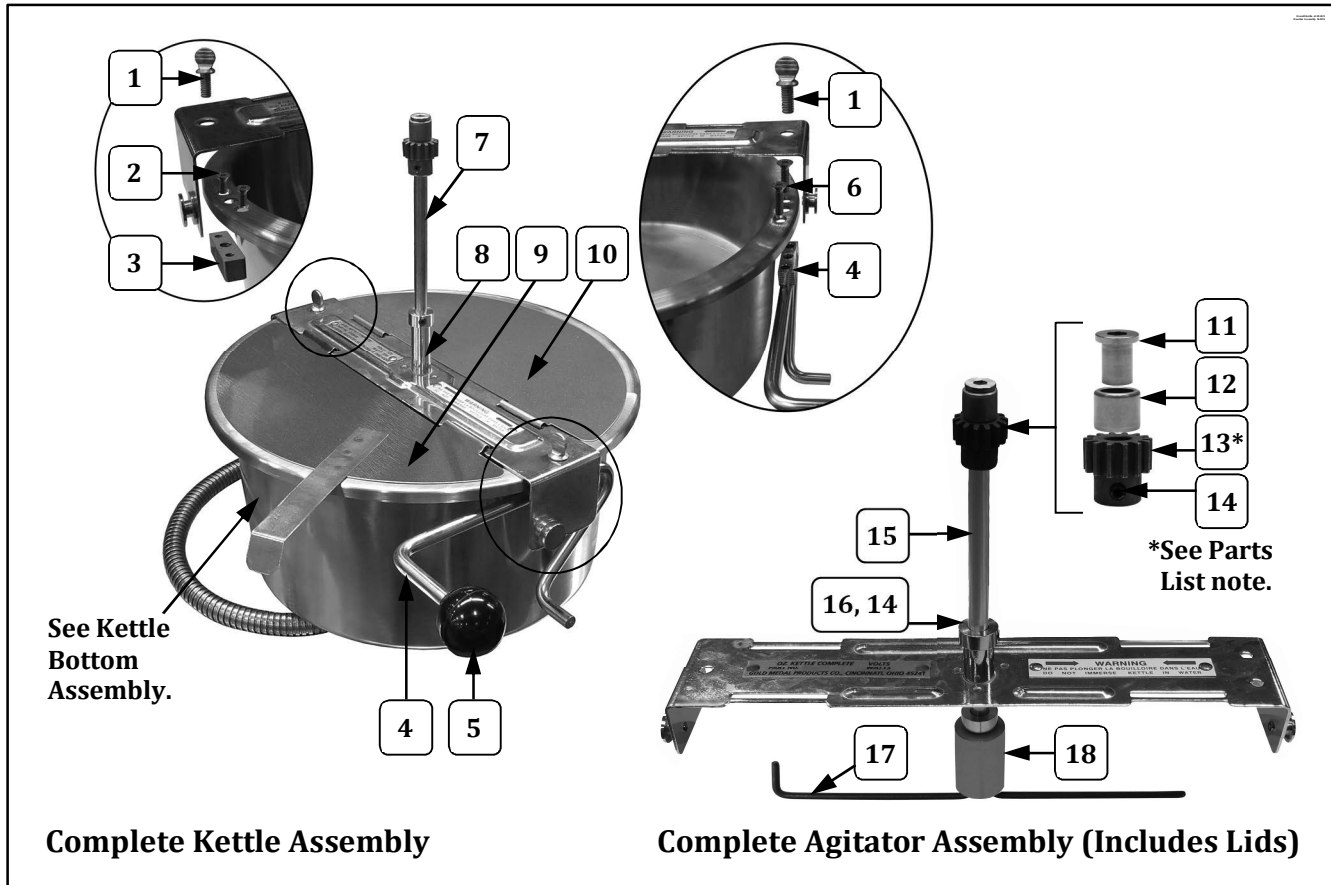
Item	Part Description	Part Number
		58014, 58014KC
1	1/4-20 X 1/2 THUMB SCREW	61059
2	8-32 X 3/8 FL HD PH MS	20065
3	KETTLE & SHELL BLOCK	61013
4	DUMP HANDLE - BLOCK WELDMENT	88769
5	DUMP HANDLE KNOB	47110
6	8-32 X 1 FL HD PH MS	20068
7	LID & AGITATOR ASSY (Complete Assembly)	58016
8	KETTLE CROSSBAR ASSEMBLY	58015
9	FRONT KETTLE LID	47720
10	REAR KETTLE LID	47119
11	AGITATOR BEARING HUB	43434
12	NEEDLE BEARING	47106
13	SPUR GEAR KIT (Includes 2 gears with set screws. Always replace Agitator Spur Gear and Kettle Drive Motor Gear as a set.)	47059K
14	SET SCREW #10-32 X 3/16	41742
15	12/14 OZ. AGITATOR SHAFT	69712
16	SET COLLAR 5/16 ID 5/8 OD	46649
17	AGITATOR WEIGHT	69715
18	6 OZ. STIR ROD	69806

12/14 oz. Kettle Assembly (58014, 58014KC) – Agitator Assy. View



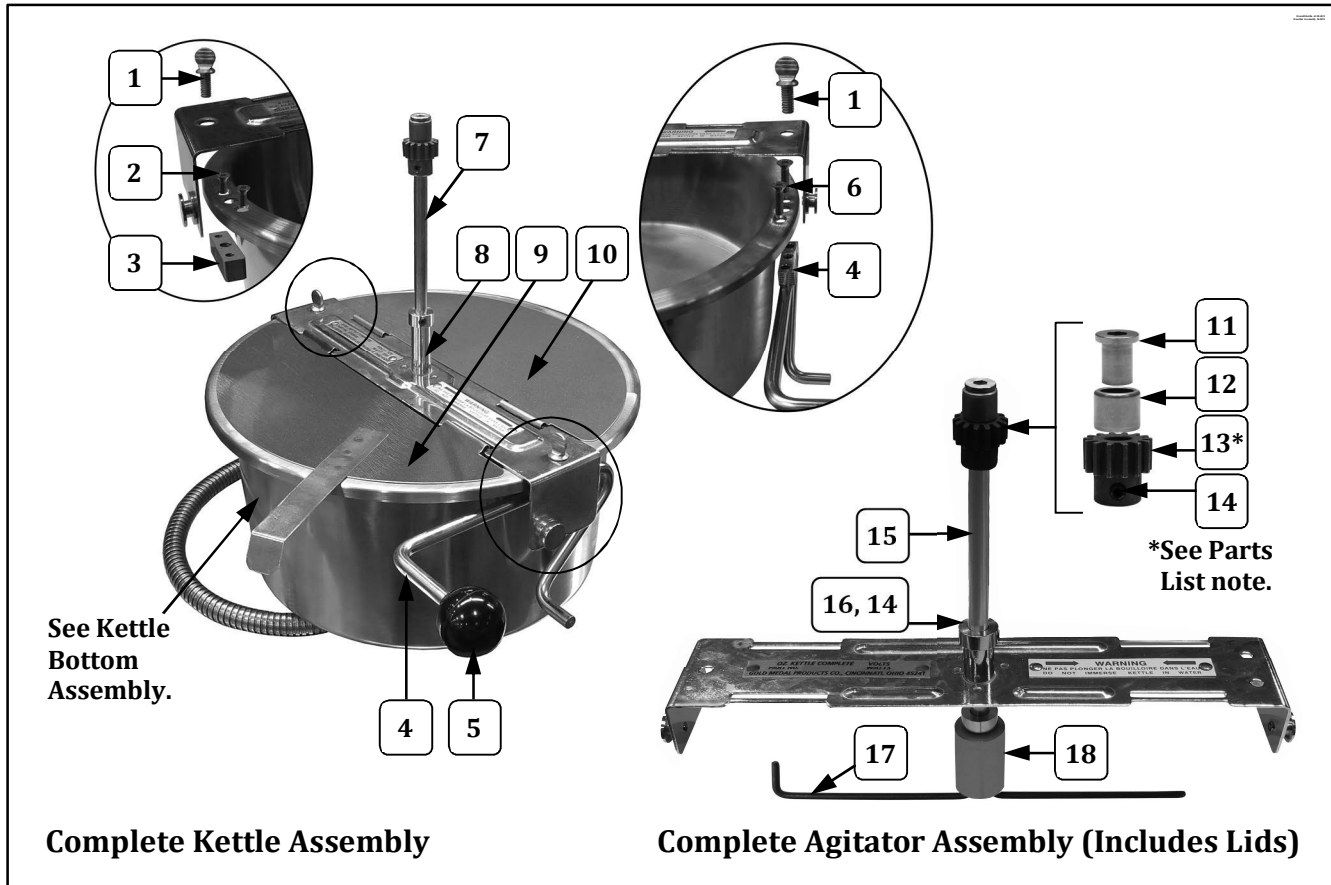
Item	Part Description	Part Number
		58014, 58014KC
1	1/4-20 X 1/2 THUMB SCREW	61059
2	8-32 X 3/8 FL HD PH MS	20065
3	KETTLE & SHELL BLOCK	61013
4	DUMP HANDLE - BLOCK WELDMENT	88769
5	DUMP HANDLE KNOB	47110
6	8-32 X 1 FL HD PH MS	20068
7	LID & AGITATOR ASSY (Complete Assembly)	58016
8	KETTLE CROSSBAR ASSEMBLY	58015
9	FRONT KETTLE LID	47720
10	REAR KETTLE LID	47119
11	AGITATOR BEARING HUB	43434
12	NEEDLE BEARING	47106
13	SPUR GEAR KIT (Includes 2 gears with set screws. Always replace Agitator Spur Gear and Kettle Drive Motor Gear as a set.)	47059K
14	SET SCREW #10-32 X 3/16	41742
15	12/14 OZ. AGITATOR SHAFT	69712
16	SET COLLAR 5/16 ID 5/8 OD	46649
17	AGITATOR WEIGHT	69715
18	6 OZ. STIR ROD	69806

12/14 oz. Kettle Assembly (58014, 58014KC) – Agitator Assy. View



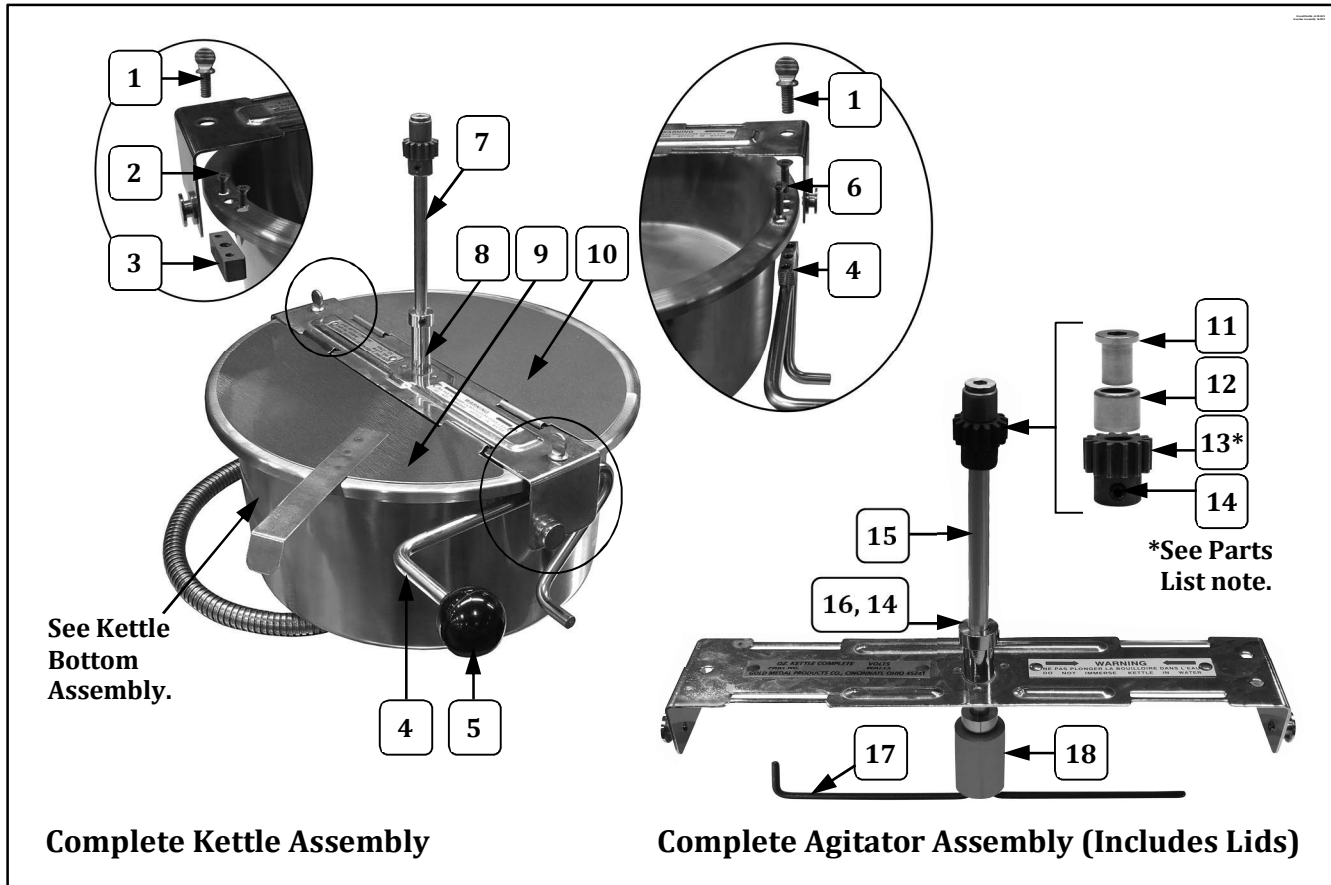
Item	Part Description	Part Number
		58014, 58014KC
1	1/4-20 X 1/2 THUMB SCREW	61059
2	8-32 X 3/8 FL HD PH MS	20065
3	KETTLE & SHELL BLOCK	61013
4	DUMP HANDLE - BLOCK WELDMENT	88769
5	DUMP HANDLE KNOB	47110
6	8-32 X 1 FL HD PH MS	20068
7	LID & AGITATOR ASSY (Complete Assembly)	58016
8	KETTLE CROSSBAR ASSEMBLY	58015
9	FRONT KETTLE LID	47720
10	REAR KETTLE LID	47119
11	AGITATOR BEARING HUB	43434
12	NEEDLE BEARING	47106
13	SPUR GEAR KIT (Includes 2 gears with set screws. Always replace Agitator Spur Gear and Kettle Drive Motor Gear as a set.)	47059K
14	SET SCREW #10-32 X 3/16	41742
15	12/14 OZ. AGITATOR SHAFT	69712
16	SET COLLAR 5/16 ID 5/8 OD	46649
17	AGITATOR WEIGHT	69715
18	6 OZ. STIR ROD	69806

12/14 oz. Kettle Assembly (58014, 58014KC) – Agitator Assy. View



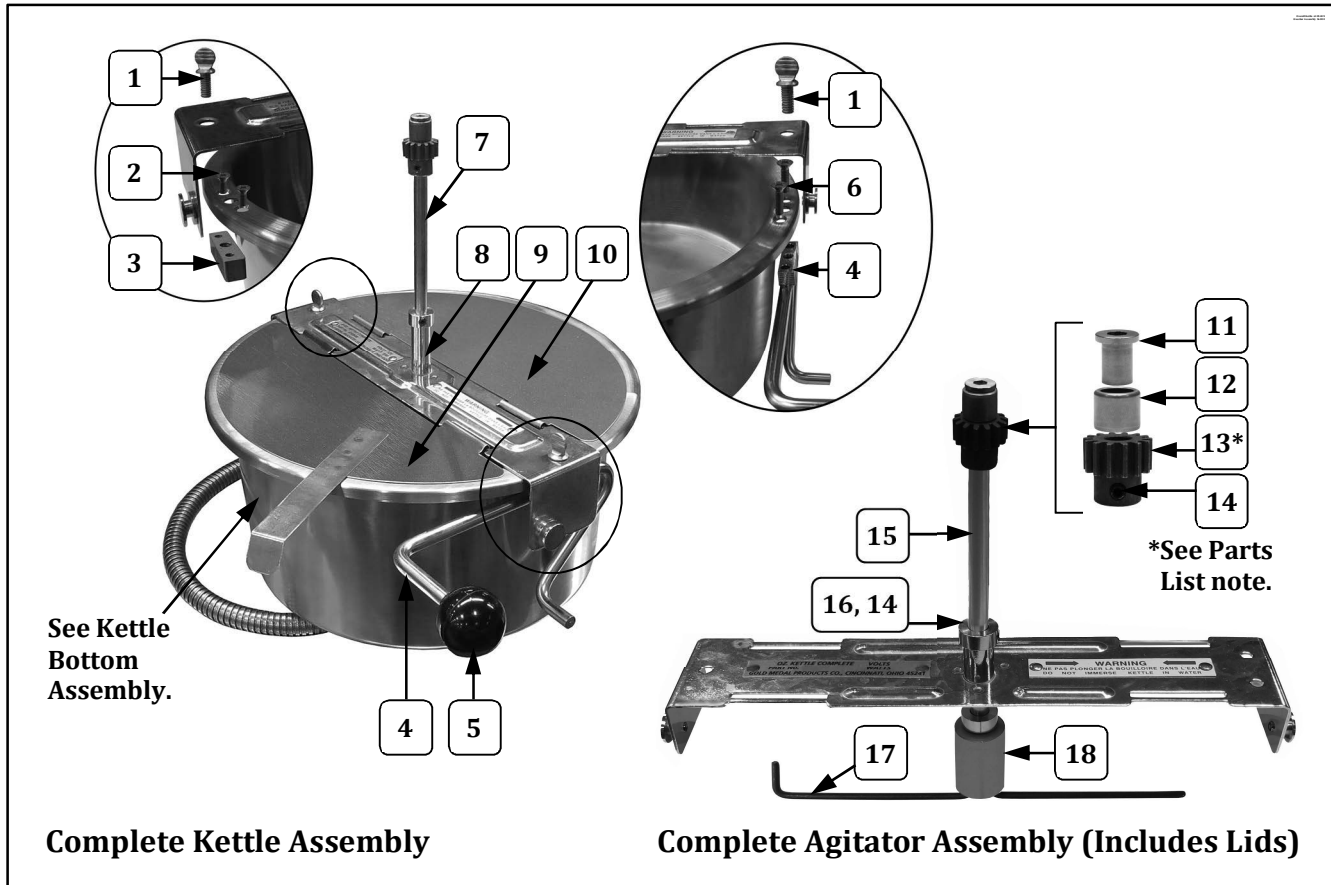
Item	Part Description	Part Number
		58014, 58014KC
1	1/4-20 X 1/2 THUMB SCREW	61059
2	8-32 X 3/8 FL HD PH MS	20065
3	KETTLE & SHELL BLOCK	61013
4	DUMP HANDLE - BLOCK WELDMENT	88769
5	DUMP HANDLE KNOB	47110
6	8-32 X 1 FL HD PH MS	20068
7	LID & AGITATOR ASSY (Complete Assembly)	58016
8	KETTLE CROSSBAR ASSEMBLY	58015
9	FRONT KETTLE LID	47720
10	REAR KETTLE LID	47119
11	AGITATOR BEARING HUB	43434
12	NEEDLE BEARING	47106
13	SPUR GEAR KIT (Includes 2 gears with set screws. Always replace Agitator Spur Gear and Kettle Drive Motor Gear as a set.)	47059K
14	SET SCREW #10-32 X 3/16	41742
15	12/14 OZ. AGITATOR SHAFT	69712
16	SET COLLAR 5/16 ID 5/8 OD	46649
17	AGITATOR WEIGHT	69715
18	6 OZ. STIR ROD	69806

12/14 oz. Kettle Assembly (58014, 58014KC) – Agitator Assy. View



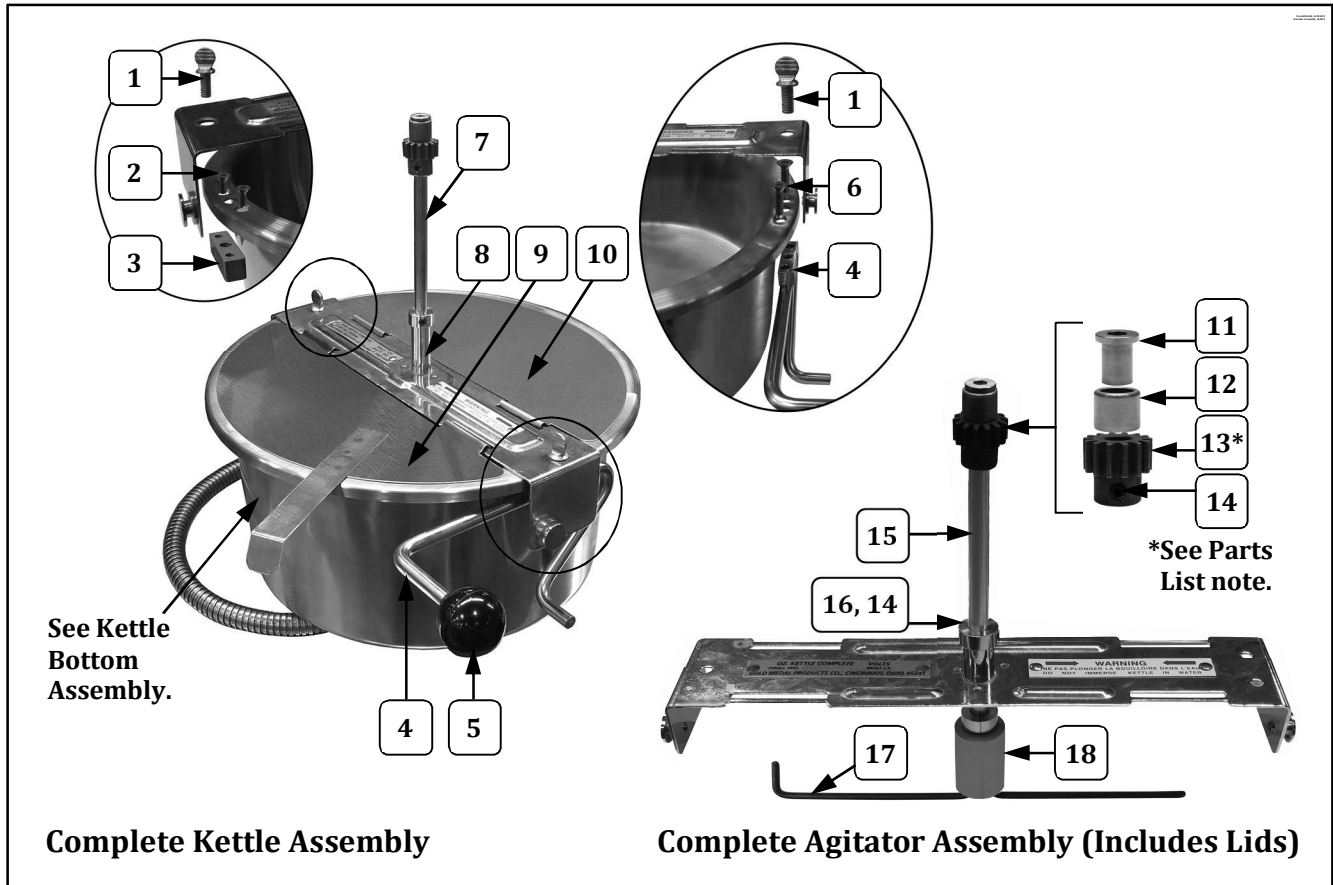
Item	Part Description	Part Number
		58014, 58014KC
1	1/4-20 X 1/2 THUMB SCREW	61059
2	8-32 X 3/8 FL HD PH MS	20065
3	KETTLE & SHELL BLOCK	61013
4	DUMP HANDLE - BLOCK WELDMENT	88769
5	DUMP HANDLE KNOB	47110
6	8-32 X 1 FL HD PH MS	20068
7	LID & AGITATOR ASSY (Complete Assembly)	58016
8	KETTLE CROSSBAR ASSEMBLY	58015
9	FRONT KETTLE LID	47720
10	REAR KETTLE LID	47119
11	AGITATOR BEARING HUB	43434
12	NEEDLE BEARING	47106
13	SPUR GEAR KIT (Includes 2 gears with set screws. Always replace Agitator Spur Gear and Kettle Drive Motor Gear as a set.)	47059K
14	SET SCREW #10-32 X 3/16	41742
15	12/14 OZ. AGITATOR SHAFT	69712
16	SET COLLAR 5/16 ID 5/8 OD	46649
17	AGITATOR WEIGHT	69715
18	6 OZ. STIR ROD	69806

12/14 oz. Kettle Assembly (58014, 58014KC) – Agitator Assy. View



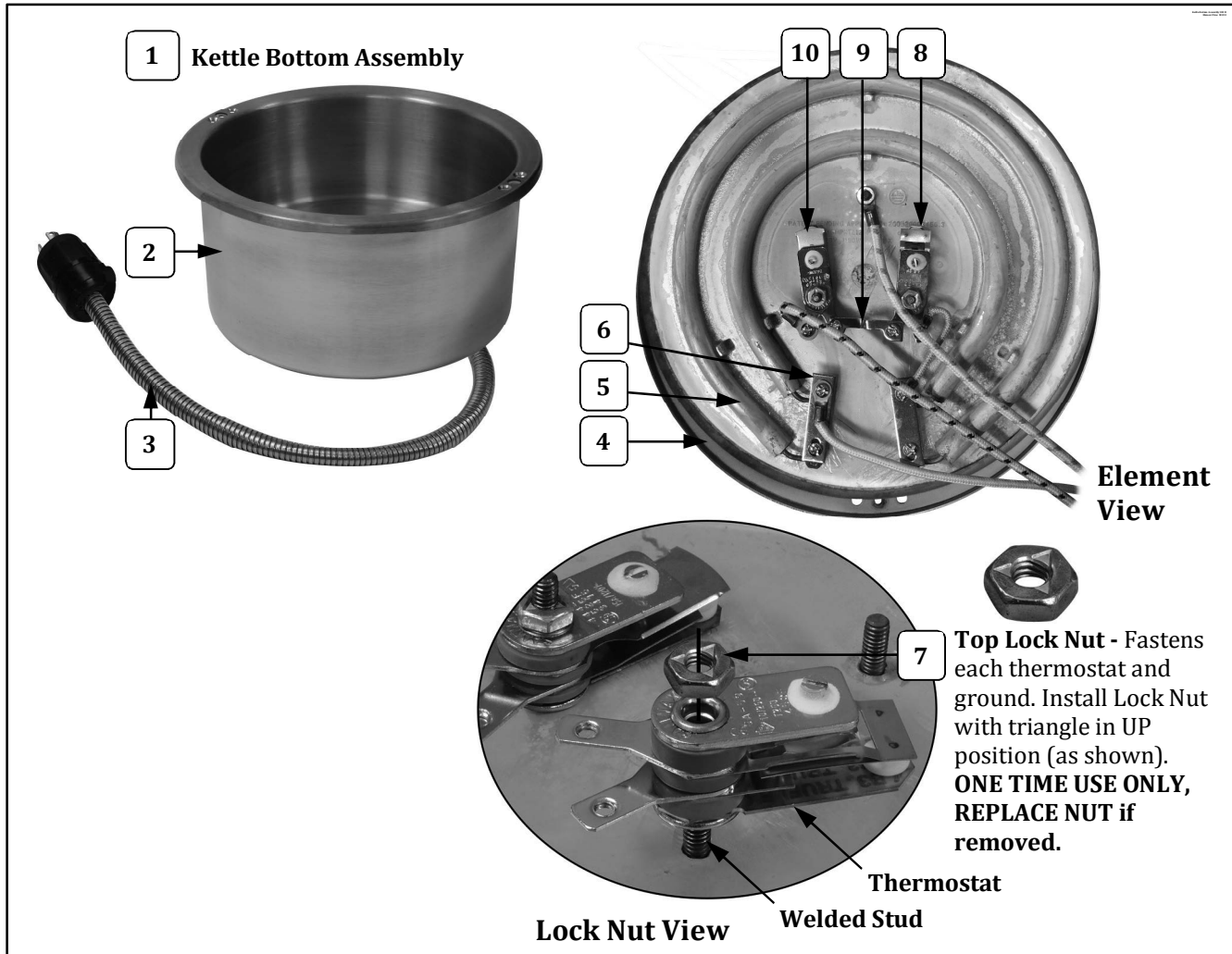
Item	Part Description	Part Number
		58014, 58014KC
1	1/4-20 X 1/2 THUMB SCREW	61059
2	8-32 X 3/8 FL HD PH MS	20065
3	KETTLE & SHELL BLOCK	61013
4	DUMP HANDLE - BLOCK WELDMENT	88769
5	DUMP HANDLE KNOB	47110
6	8-32 X 1 FL HD PH MS	20068
7	LID & AGITATOR ASSY (Complete Assembly)	58016
8	KETTLE CROSSBAR ASSEMBLY	58015
9	FRONT KETTLE LID	47720
10	REAR KETTLE LID	47119
11	AGITATOR BEARING HUB	43434
12	NEEDLE BEARING	47106
13	SPUR GEAR KIT (Includes 2 gears with set screws. Always replace Agitator Spur Gear and Kettle Drive Motor Gear as a set.)	47059K
14	SET SCREW #10-32 X 3/16	41742
15	12/14 OZ. AGITATOR SHAFT	69712
16	SET COLLAR 5/16 ID 5/8 OD	46649
17	AGITATOR WEIGHT	69715
18	6 OZ. STIR ROD	69806

12/14 oz. Kettle Assembly (58014, 58014KC) – Agitator Assy. View



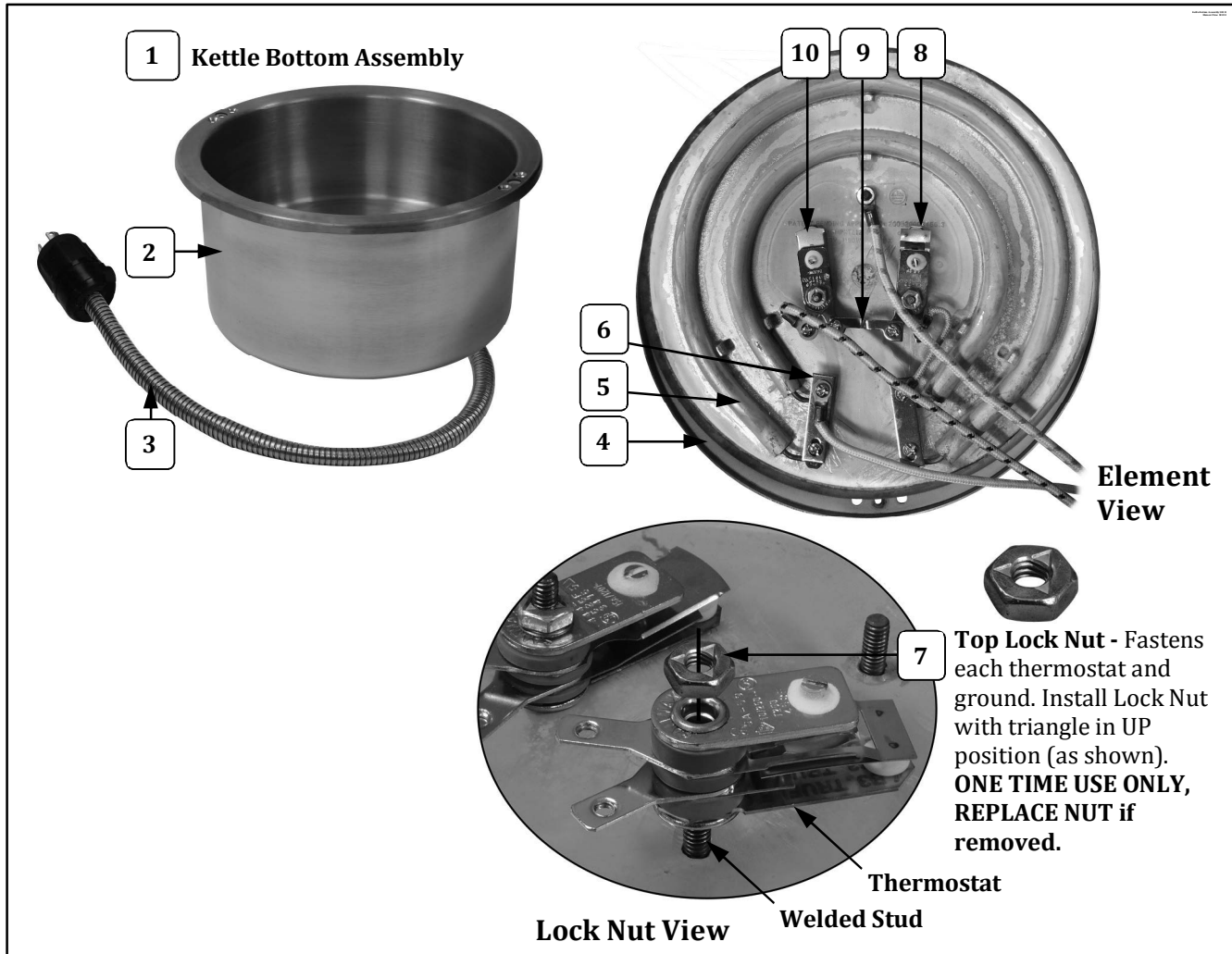
Item	Part Description	Part Number
		58014, 58014KC
1	1/4-20 X 1/2 THUMB SCREW	61059
2	8-32 X 3/8 FL HD PH MS	20065
3	KETTLE & SHELL BLOCK	61013
4	DUMP HANDLE - BLOCK WELDMENT	88769
5	DUMP HANDLE KNOB	47110
6	8-32 X 1 FL HD PH MS	20068
7	LID & AGITATOR ASSY (Complete Assembly)	58016
8	KETTLE CROSSBAR ASSEMBLY	58015
9	FRONT KETTLE LID	47720
10	REAR KETTLE LID	47119
11	AGITATOR BEARING HUB	43434
12	NEEDLE BEARING	47106
13	SPUR GEAR KIT (Includes 2 gears with set screws. Always replace Agitator Spur Gear and Kettle Drive Motor Gear as a set.)	47059K
14	SET SCREW #10-32 X 3/16	41742
15	12/14 OZ. AGITATOR SHAFT	69712
16	SET COLLAR 5/16 ID 5/8 OD	46649
17	AGITATOR WEIGHT	69715
18	6 OZ. STIR ROD	69806

12/14 oz. Kettle Assembly (58014, 58014KC) – Kettle Bottom View



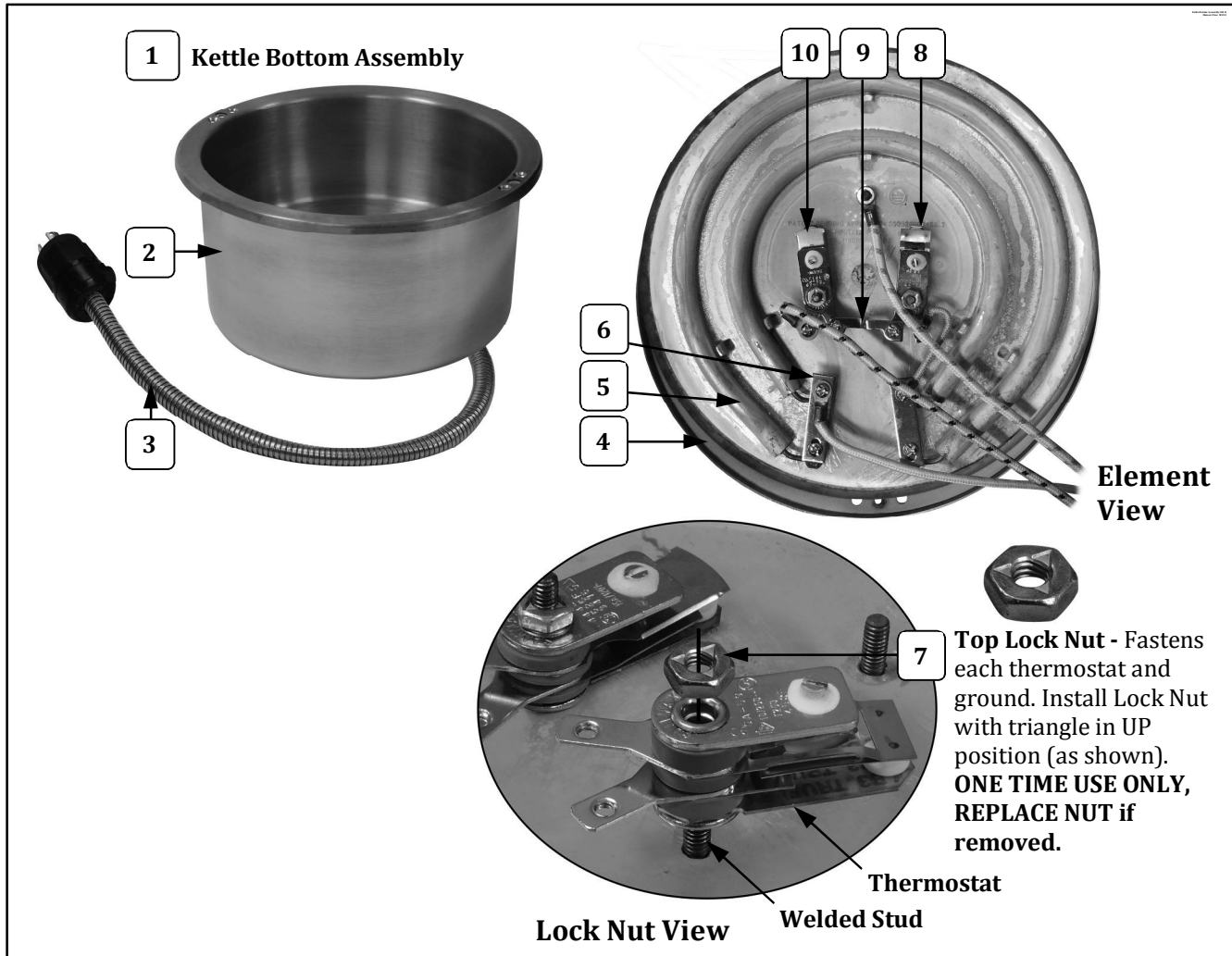
Item	Part Description	Part Number	Part Number
		58014	58014KC
1	12/14 OZ. KETTLE BOTTOM ASSEMBLY (includes parts listed below)	58012	58012KC
2	KETTLE SHELL	61017	61017
3	KETTLE LEAD ASSY	61226	61226
4	KETTLE GASKET	61012	61012
5	KETTLE INTEGRAL HTR 12/14	58011	58011
6	12/14OZ SHUNT BAR	77879	77879
7	8-32 TOP LOCK NUT (always replace if removed)	67943	67943
8	482°F THERMOSTAT (includes two 6-32 screws)	76708	
	450F THERMOSTAT (includes two 6-32 screws)		76089
9	THERMOSTAT SHUNT BAR	47193	47193
10	550°F THERMOSTAT (includes two 6-32 screws)	77108	
	525F THERMOSTAT (includes two 6-32 screws)		76702

12/14 oz. Kettle Assembly (58014, 58014KC) – Kettle Bottom View



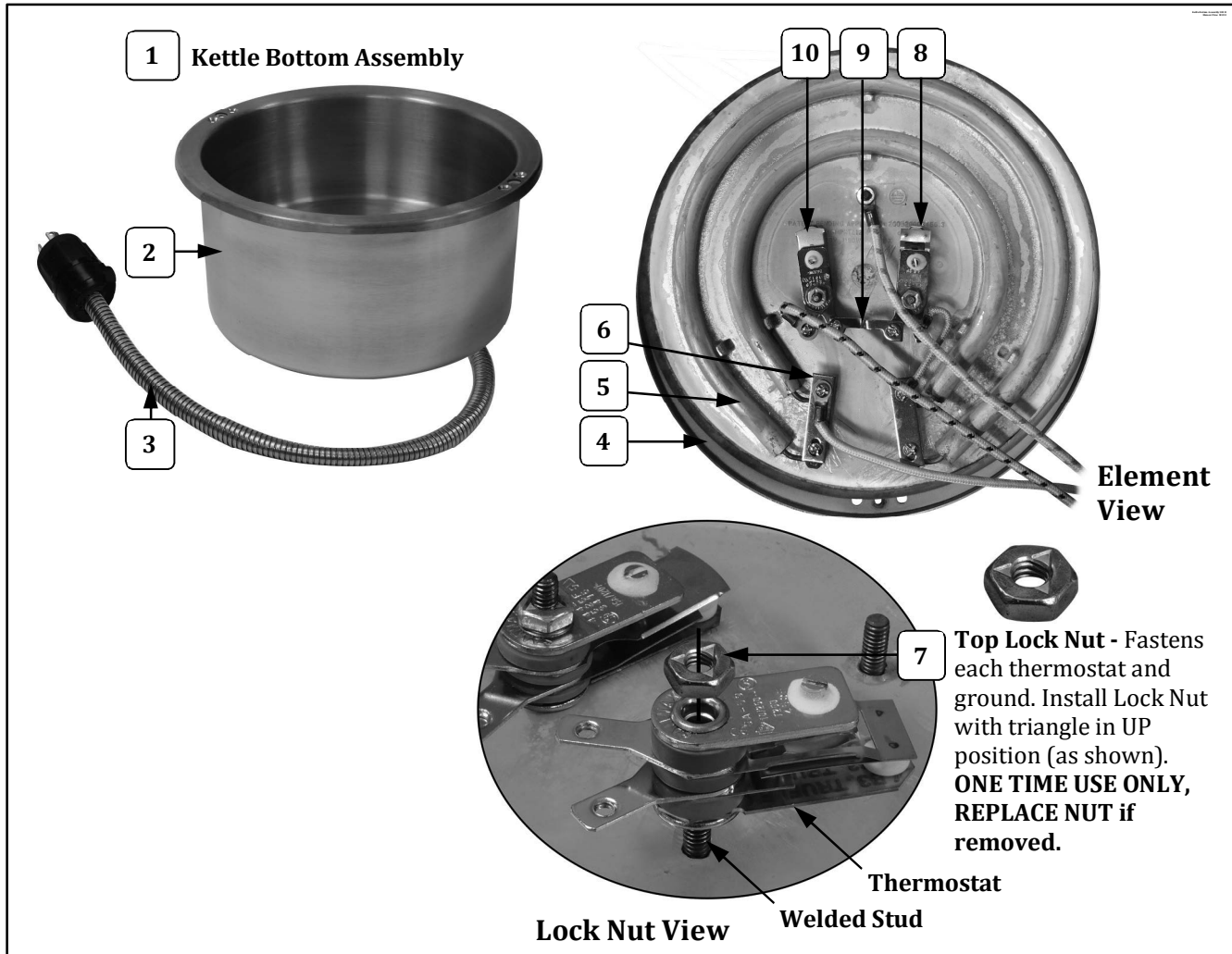
Item	Part Description	Part Number	Part Number
		58014	58014KC
1	12/14 OZ. KETTLE BOTTOM ASSEMBLY (includes parts listed below)	58012	58012KC
2	KETTLE SHELL	61017	61017
3	KETTLE LEAD ASSY	61226	61226
4	KETTLE GASKET	61012	61012
5	KETTLE INTEGRAL HTR 12/14	58011	58011
6	12/14OZ SHUNT BAR	77879	77879
7	8-32 TOP LOCK NUT (always replace if removed)	67943	67943
8	482°F THERMOSTAT (includes two 6-32 screws)	76708	
	450F THERMOSTAT (includes two 6-32 screws)		76089
9	THERMOSTAT SHUNT BAR	47193	47193
10	550°F THERMOSTAT (includes two 6-32 screws)	77108	
	525F THERMOSTAT (includes two 6-32 screws)		76702

12/14 oz. Kettle Assembly (58014, 58014KC) – Kettle Bottom View



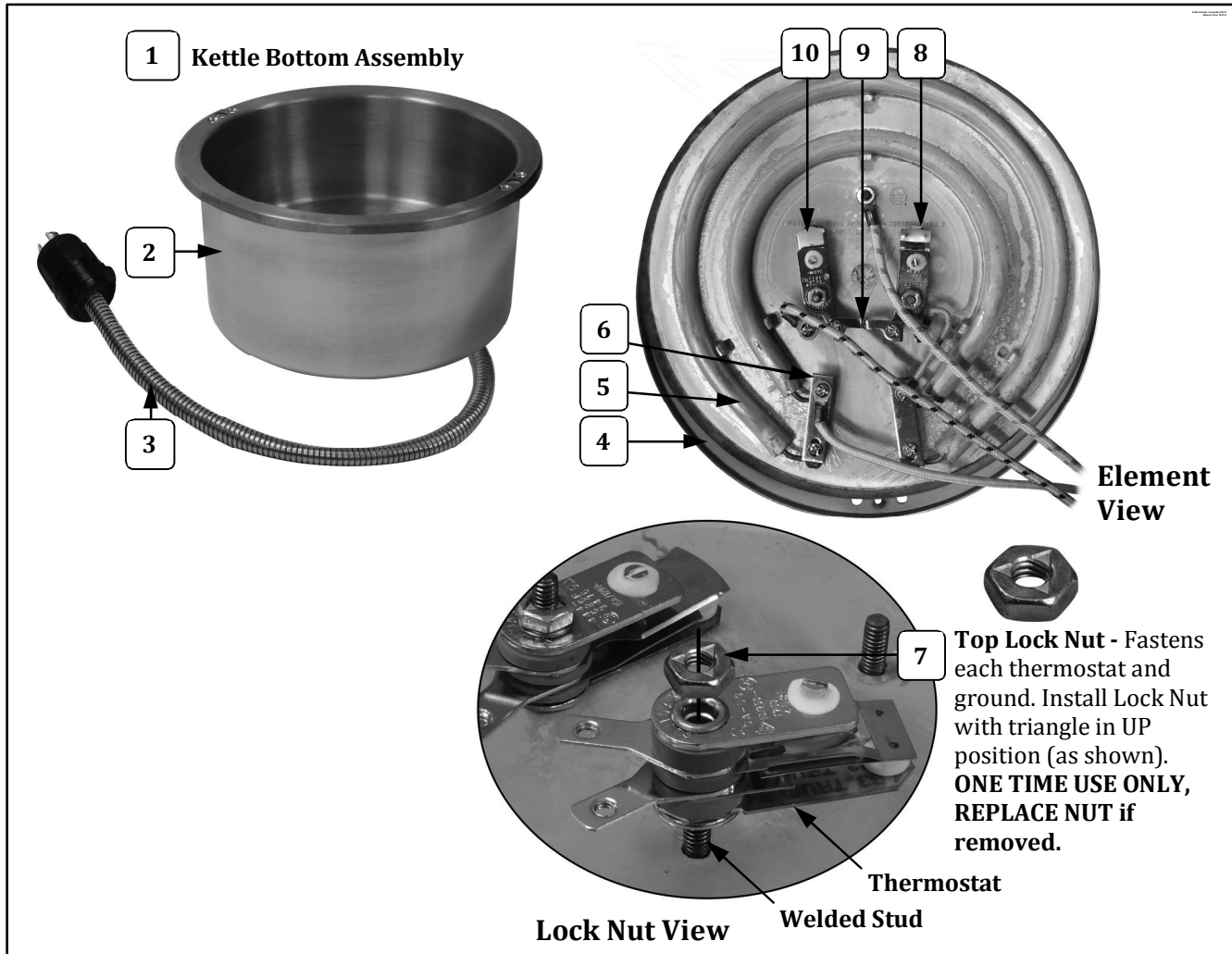
Item	Part Description	Part Number	Part Number
		58014	58014KC
1	12/14 OZ. KETTLE BOTTOM ASSEMBLY (includes parts listed below)	58012	58012KC
2	KETTLE SHELL	61017	61017
3	KETTLE LEAD ASSY	61226	61226
4	KETTLE GASKET	61012	61012
5	KETTLE INTEGRAL HTR 12/14	58011	58011
6	12/14OZ SHUNT BAR	77879	77879
7	8-32 TOP LOCK NUT (always replace if removed)	67943	67943
8	482°F THERMOSTAT (includes two 6-32 screws)	76708	
	450F THERMOSTAT (includes two 6-32 screws)		76089
9	THERMOSTAT SHUNT BAR	47193	47193
10	550°F THERMOSTAT (includes two 6-32 screws)	77108	
	525F THERMOSTAT (includes two 6-32 screws)		76702

12/14 oz. Kettle Assembly (58014, 58014KC) – Kettle Bottom View



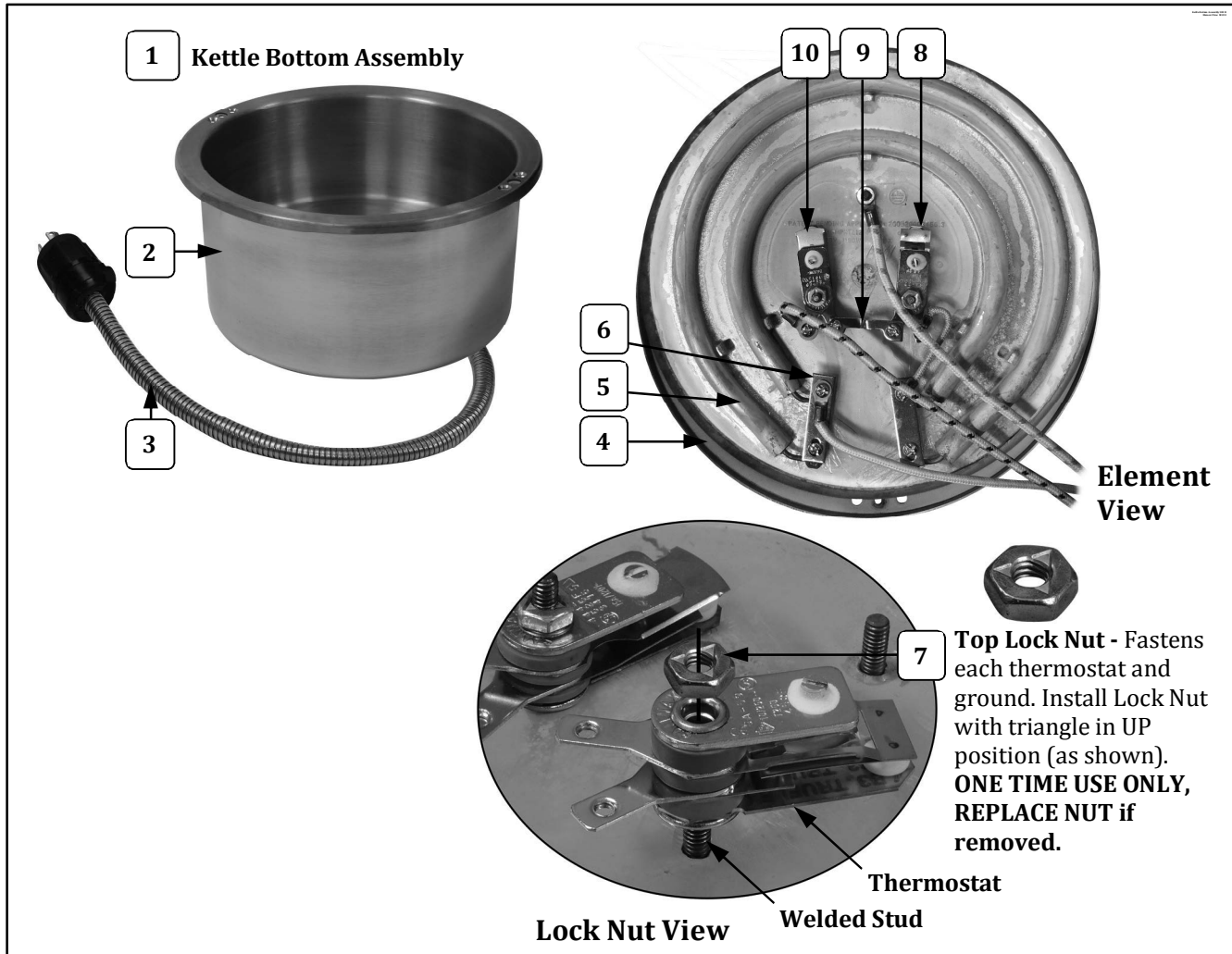
Item	Part Description	Part Number	Part Number
		58014	58014KC
1	12/14 OZ. KETTLE BOTTOM ASSEMBLY (includes parts listed below)	58012	58012KC
2	KETTLE SHELL	61017	61017
3	KETTLE LEAD ASSY	61226	61226
4	KETTLE GASKET	61012	61012
5	KETTLE INTEGRAL HTR 12/14	58011	58011
6	12/14OZ SHUNT BAR	77879	77879
7	8-32 TOP LOCK NUT (always replace if removed)	67943	67943
8	482°F THERMOSTAT (includes two 6-32 screws)	76708	
	450F THERMOSTAT (includes two 6-32 screws)		76089
9	THERMOSTAT SHUNT BAR	47193	47193
10	550°F THERMOSTAT (includes two 6-32 screws)	77108	
	525F THERMOSTAT (includes two 6-32 screws)		76702

12/14 oz. Kettle Assembly (58014, 58014KC) – Kettle Bottom View



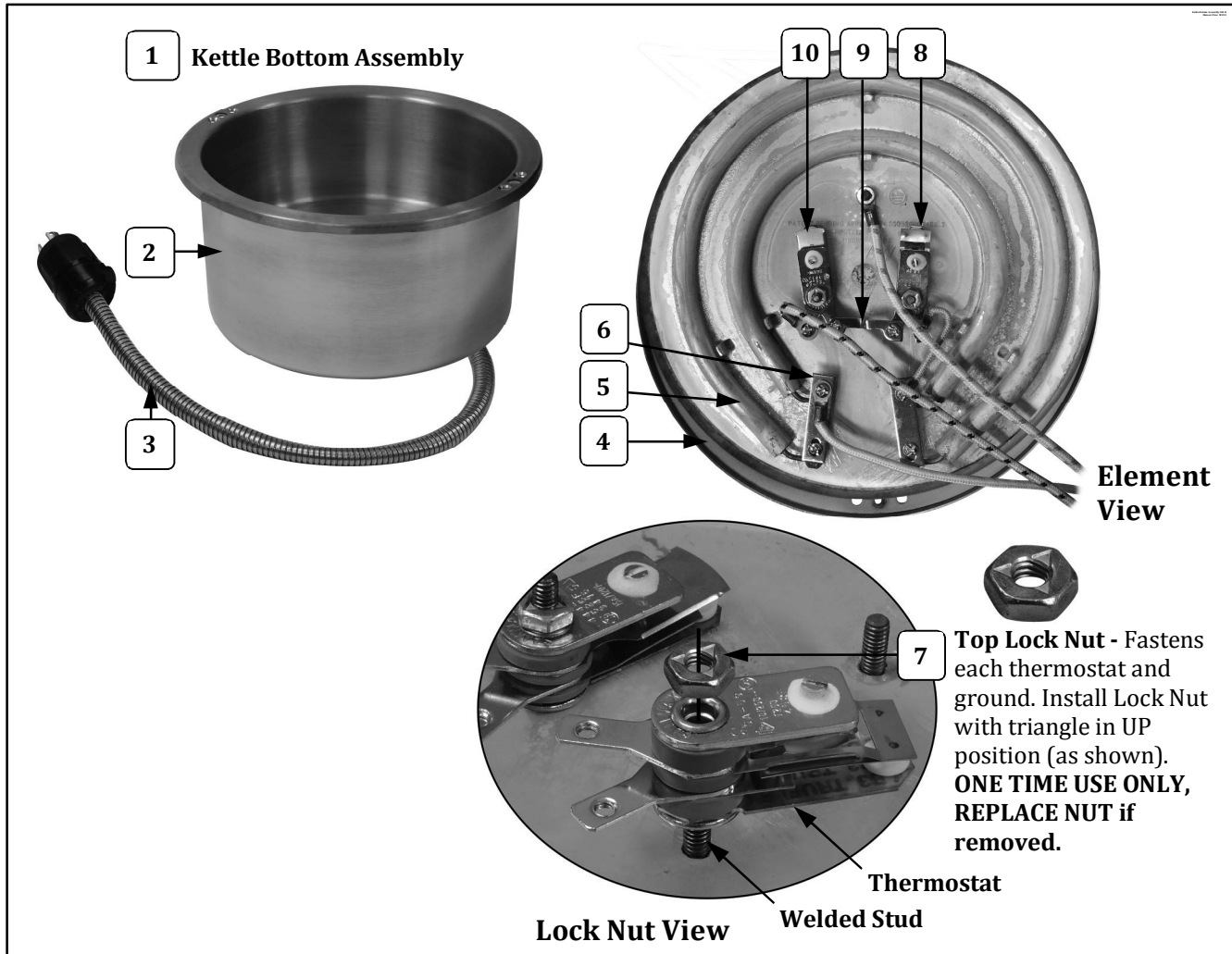
Item	Part Description	Part Number	Part Number
		58014	58014KC
1	12/14 OZ. KETTLE BOTTOM ASSEMBLY (includes parts listed below)	58012	58012KC
2	KETTLE SHELL	61017	61017
3	KETTLE LEAD ASSY	61226	61226
4	KETTLE GASKET	61012	61012
5	KETTLE INTEGRAL HTR 12/14	58011	58011
6	12/14OZ SHUNT BAR	77879	77879
7	8-32 TOP LOCK NUT (always replace if removed)	67943	67943
8	482°F THERMOSTAT (includes two 6-32 screws)	76708	
	450°F THERMOSTAT (includes two 6-32 screws)		76089
9	THERMOSTAT SHUNT BAR	47193	47193
10	550°F THERMOSTAT (includes two 6-32 screws)	77108	
	525F THERMOSTAT (includes two 6-32 screws)		76702

12/14 oz. Kettle Assembly (58014, 58014KC) – Kettle Bottom View



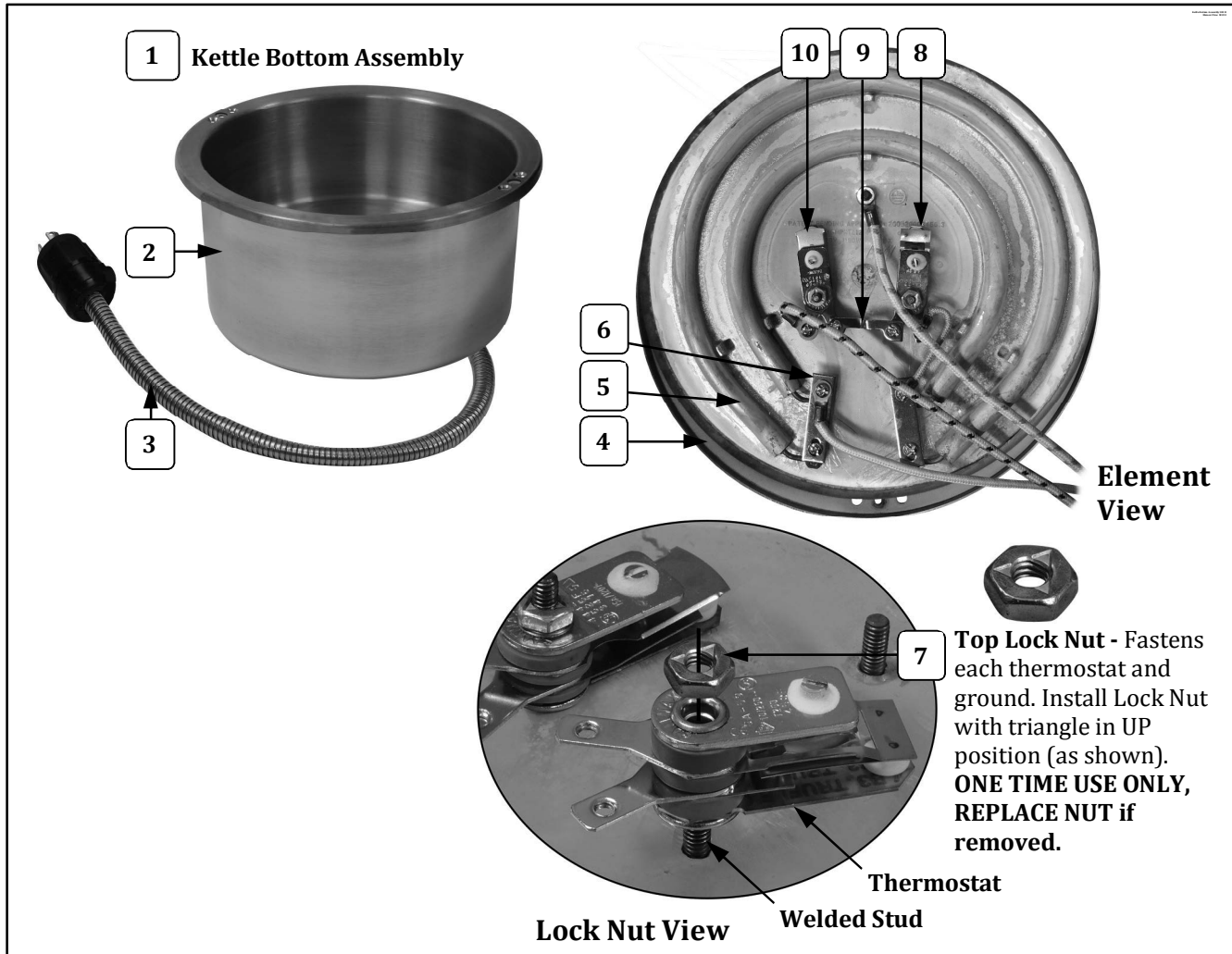
Item	Part Description	Part Number	Part Number
		58014	58014KC
1	12/14 OZ. KETTLE BOTTOM ASSEMBLY (includes parts listed below)	58012	58012KC
2	KETTLE SHELL	61017	61017
3	KETTLE LEAD ASSY	61226	61226
4	KETTLE GASKET	61012	61012
5	KETTLE INTEGRAL HTR 12/14	58011	58011
6	12/14OZ SHUNT BAR	77879	77879
7	8-32 TOP LOCK NUT (always replace if removed)	67943	67943
8	482°F THERMOSTAT (includes two 6-32 screws)	76708	
	450F THERMOSTAT (includes two 6-32 screws)		76089
9	THERMOSTAT SHUNT BAR	47193	47193
10	550°F THERMOSTAT (includes two 6-32 screws)	77108	
	525F THERMOSTAT (includes two 6-32 screws)		76702

12/14 oz. Kettle Assembly (58014, 58014KC) – Kettle Bottom View



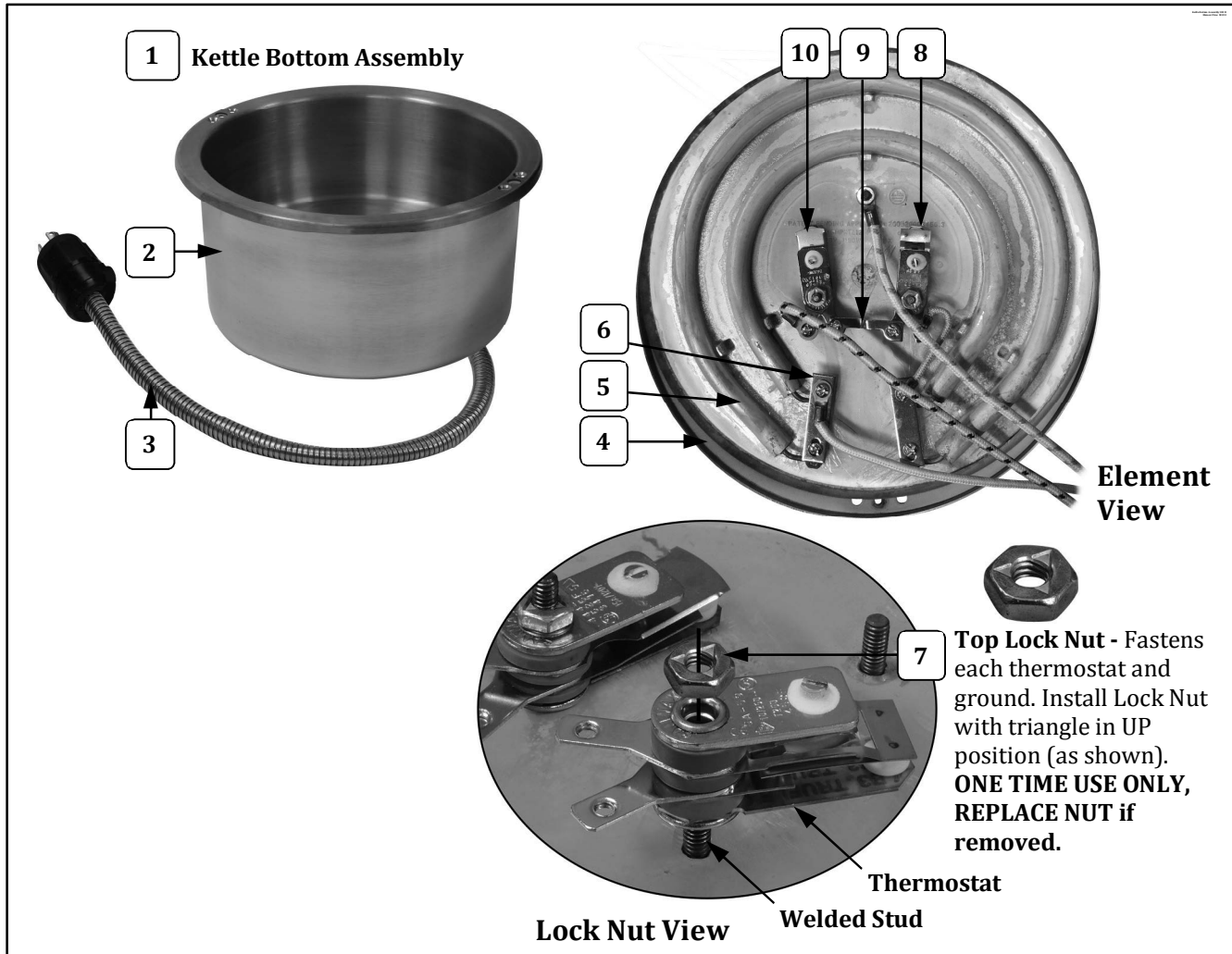
Item	Part Description	Part Number	Part Number
		58014	58014KC
1	12/14 OZ. KETTLE BOTTOM ASSEMBLY (includes parts listed below)	58012	58012KC
2	KETTLE SHELL	61017	61017
3	KETTLE LEAD ASSY	61226	61226
4	KETTLE GASKET	61012	61012
5	KETTLE INTEGRAL HTR 12/14	58011	58011
6	12/14OZ SHUNT BAR	77879	77879
7	8-32 TOP LOCK NUT (always replace if removed)	67943	67943
8	482°F THERMOSTAT (includes two 6-32 screws)	76708	
	450F THERMOSTAT (includes two 6-32 screws)		76089
9	THERMOSTAT SHUNT BAR	47193	47193
10	550°F THERMOSTAT (includes two 6-32 screws)	77108	
	525F THERMOSTAT (includes two 6-32 screws)		76702

12/14 oz. Kettle Assembly (58014, 58014KC) – Kettle Bottom View



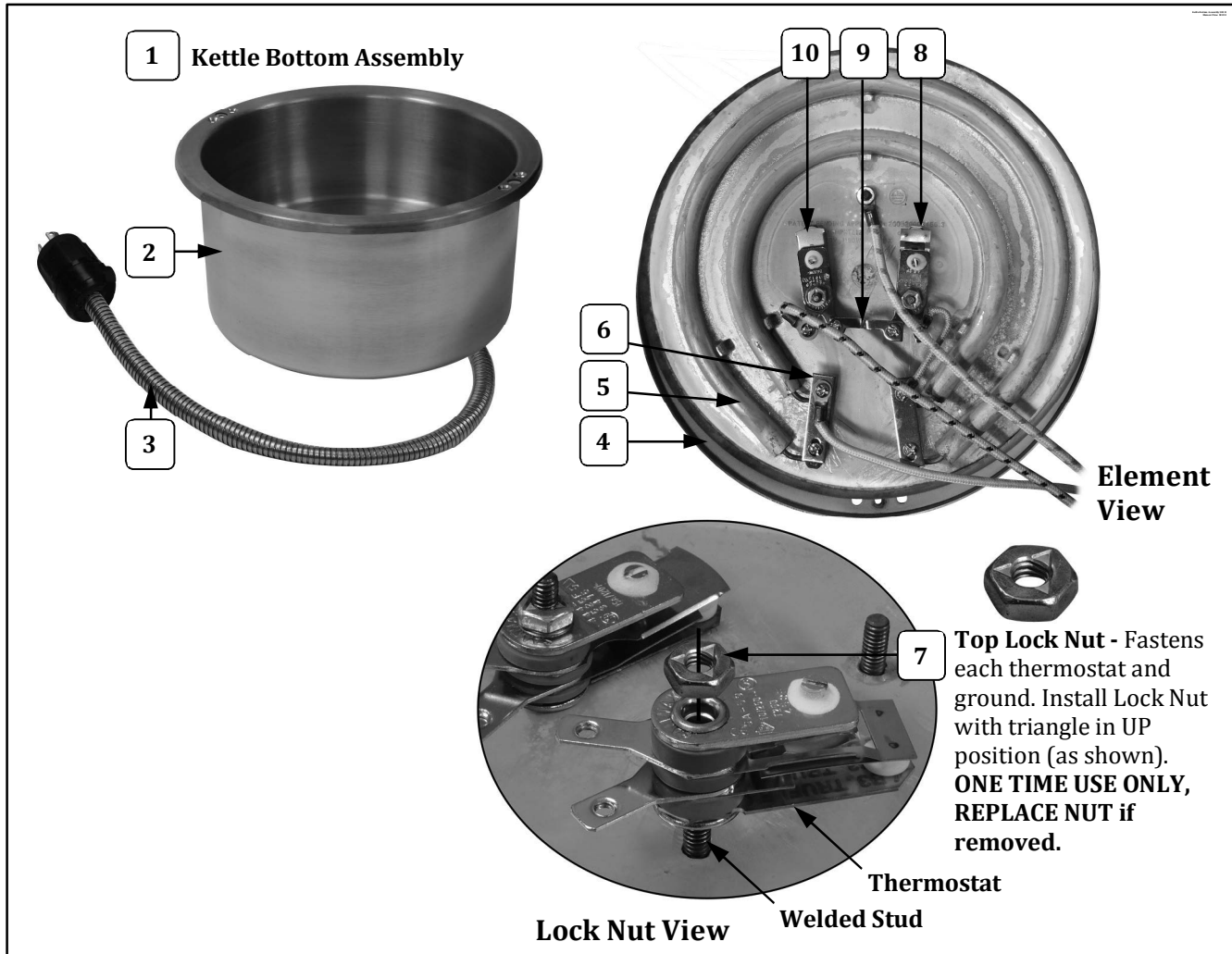
Item	Part Description	Part Number	Part Number
		58014	58014KC
1	12/14 OZ. KETTLE BOTTOM ASSEMBLY (includes parts listed below)	58012	58012KC
2	KETTLE SHELL	61017	61017
3	KETTLE LEAD ASSY	61226	61226
4	KETTLE GASKET	61012	61012
5	KETTLE INTEGRAL HTR 12/14	58011	58011
6	12/14OZ SHUNT BAR	77879	77879
7	8-32 TOP LOCK NUT (always replace if removed)	67943	67943
8	482°F THERMOSTAT (includes two 6-32 screws)	76708	
	450F THERMOSTAT (includes two 6-32 screws)		76089
9	THERMOSTAT SHUNT BAR	47193	47193
10	550°F THERMOSTAT (includes two 6-32 screws)	77108	
	525F THERMOSTAT (includes two 6-32 screws)		76702

12/14 oz. Kettle Assembly (58014, 58014KC) – Kettle Bottom View



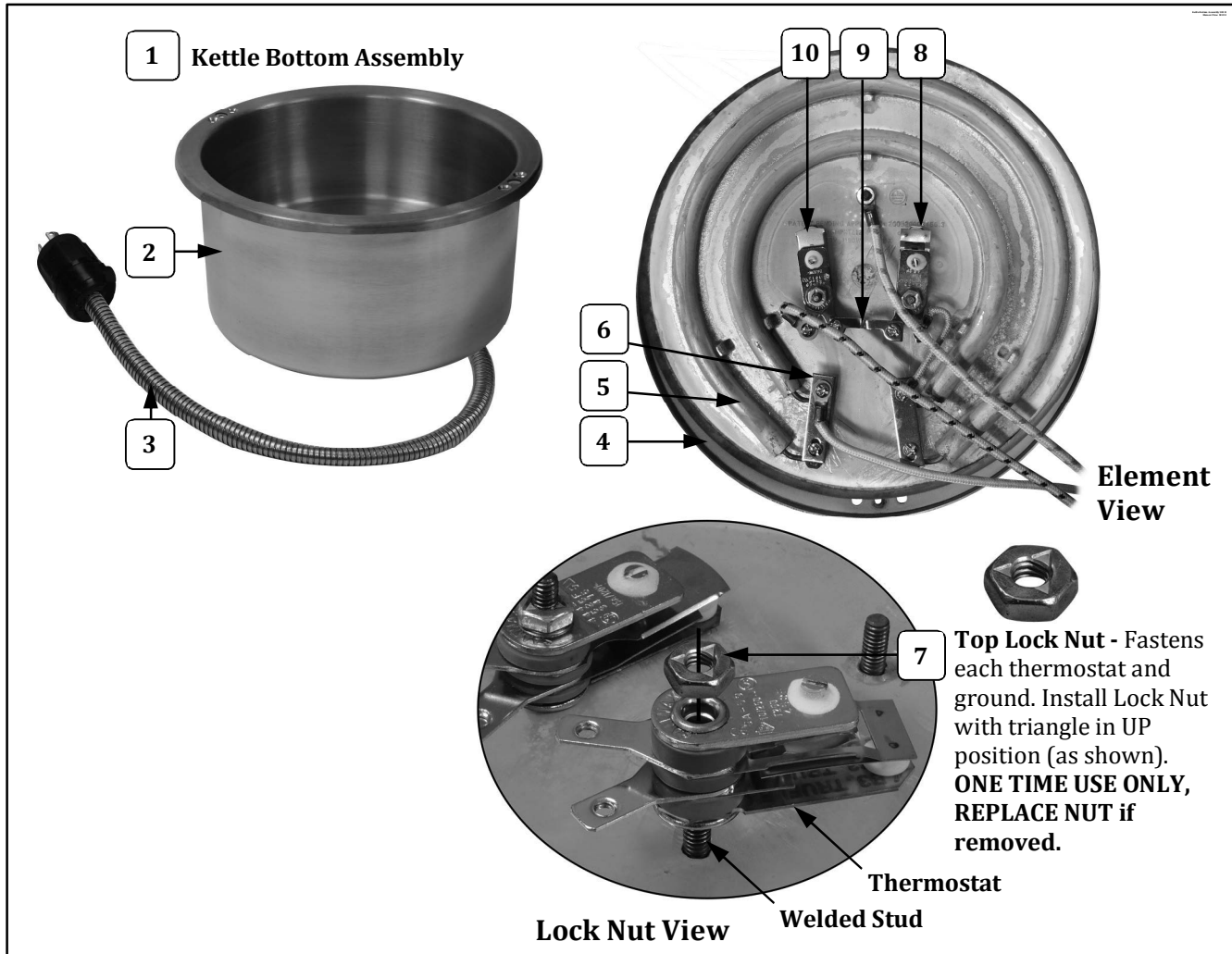
Item	Part Description	Part Number	Part Number
		58014	58014KC
1	12/14 OZ. KETTLE BOTTOM ASSEMBLY (includes parts listed below)	58012	58012KC
2	KETTLE SHELL	61017	61017
3	KETTLE LEAD ASSY	61226	61226
4	KETTLE GASKET	61012	61012
5	KETTLE INTEGRAL HTR 12/14	58011	58011
6	12/14OZ SHUNT BAR	77879	77879
7	8-32 TOP LOCK NUT (always replace if removed)	67943	67943
8	482°F THERMOSTAT (includes two 6-32 screws)	76708	
	450F THERMOSTAT (includes two 6-32 screws)		76089
9	THERMOSTAT SHUNT BAR	47193	47193
10	550°F THERMOSTAT (includes two 6-32 screws)	77108	
	525F THERMOSTAT (includes two 6-32 screws)		76702

12/14 oz. Kettle Assembly (58014, 58014KC) – Kettle Bottom View



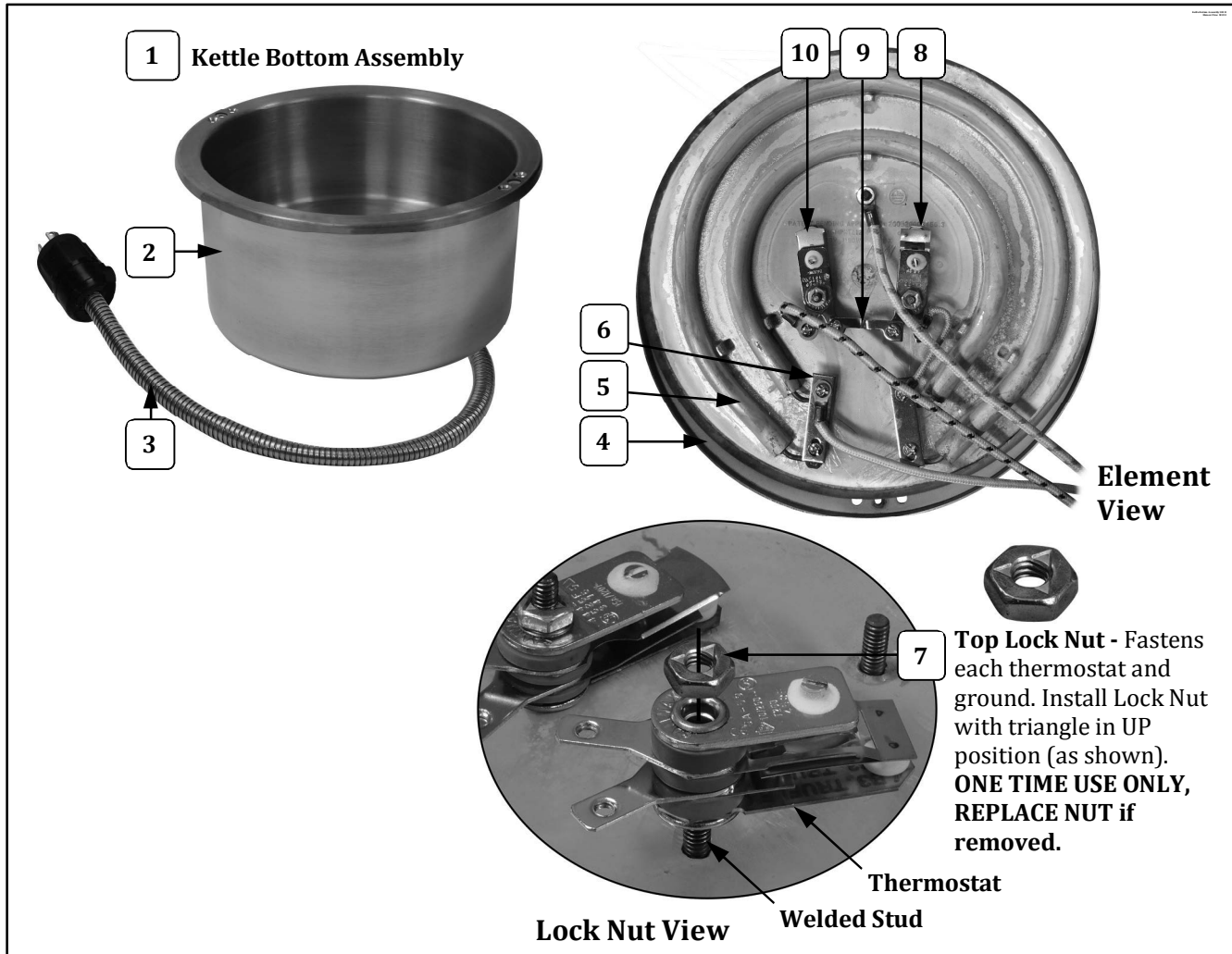
Item	Part Description	Part Number	Part Number
		58014	58014KC
1	12/14 OZ. KETTLE BOTTOM ASSEMBLY (includes parts listed below)	58012	58012KC
2	KETTLE SHELL	61017	61017
3	KETTLE LEAD ASSY	61226	61226
4	KETTLE GASKET	61012	61012
5	KETTLE INTEGRAL HTR 12/14	58011	58011
6	12/14OZ SHUNT BAR	77879	77879
7	8-32 TOP LOCK NUT (always replace if removed)	67943	67943
8	482°F THERMOSTAT (includes two 6-32 screws)	76708	
	450F THERMOSTAT (includes two 6-32 screws)		76089
9	THERMOSTAT SHUNT BAR	47193	47193
10	550°F THERMOSTAT (includes two 6-32 screws)	77108	
	525F THERMOSTAT (includes two 6-32 screws)		76702

12/14 oz. Kettle Assembly (58014, 58014KC) – Kettle Bottom View



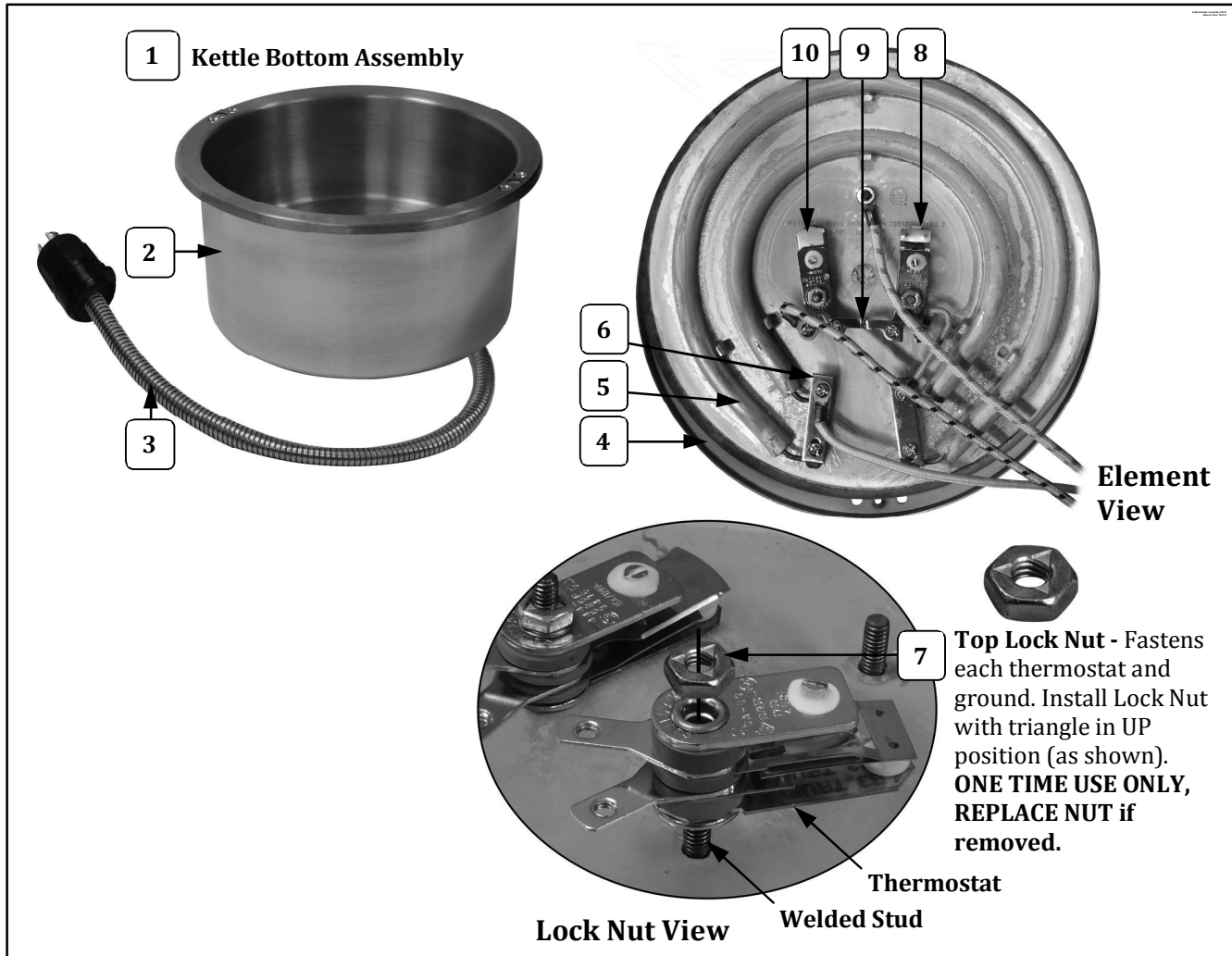
Item	Part Description	Part Number	Part Number
		58014	58014KC
1	12/14 OZ. KETTLE BOTTOM ASSEMBLY (includes parts listed below)	58012	58012KC
2	KETTLE SHELL	61017	61017
3	KETTLE LEAD ASSY	61226	61226
4	KETTLE GASKET	61012	61012
5	KETTLE INTEGRAL HTR 12/14	58011	58011
6	12/14OZ SHUNT BAR	77879	77879
7	8-32 TOP LOCK NUT (always replace if removed)	67943	67943
8	482°F THERMOSTAT (includes two 6-32 screws)	76708	
	450F THERMOSTAT (includes two 6-32 screws)		76089
9	THERMOSTAT SHUNT BAR	47193	47193
10	550°F THERMOSTAT (includes two 6-32 screws)	77108	
	525F THERMOSTAT (includes two 6-32 screws)		76702

12/14 oz. Kettle Assembly (58014, 58014KC) – Kettle Bottom View



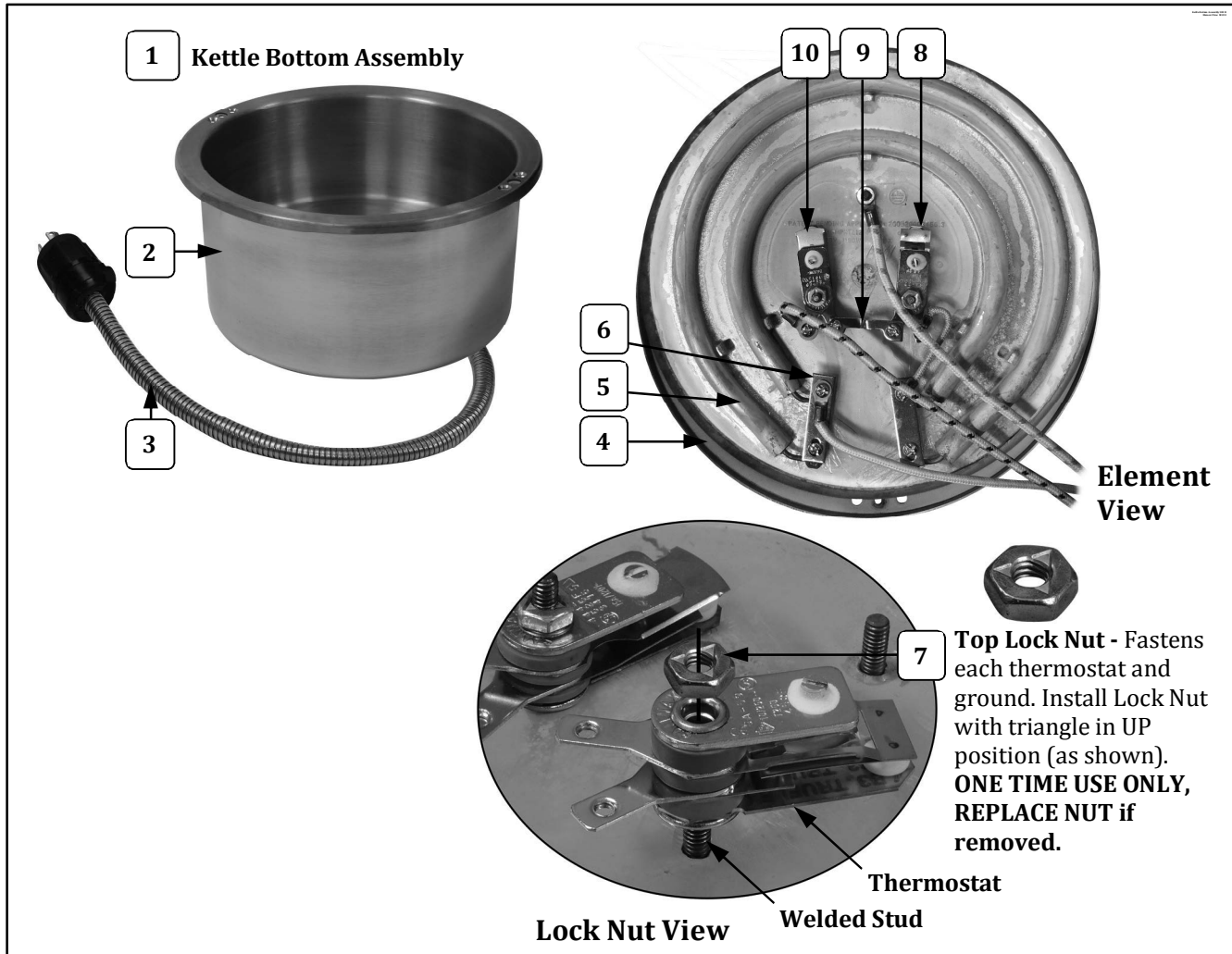
Item	Part Description	Part Number	Part Number
		58014	58014KC
1	12/14 OZ. KETTLE BOTTOM ASSEMBLY (includes parts listed below)	58012	58012KC
2	KETTLE SHELL	61017	61017
3	KETTLE LEAD ASSY	61226	61226
4	KETTLE GASKET	61012	61012
5	KETTLE INTEGRAL HTR 12/14	58011	58011
6	12/14OZ SHUNT BAR	77879	77879
7	8-32 TOP LOCK NUT (always replace if removed)	67943	67943
8	482°F THERMOSTAT (includes two 6-32 screws)	76708	
	450F THERMOSTAT (includes two 6-32 screws)		76089
9	THERMOSTAT SHUNT BAR	47193	47193
10	550°F THERMOSTAT (includes two 6-32 screws)	77108	
	525F THERMOSTAT (includes two 6-32 screws)		76702

12/14 oz. Kettle Assembly (58014, 58014KC) – Kettle Bottom View



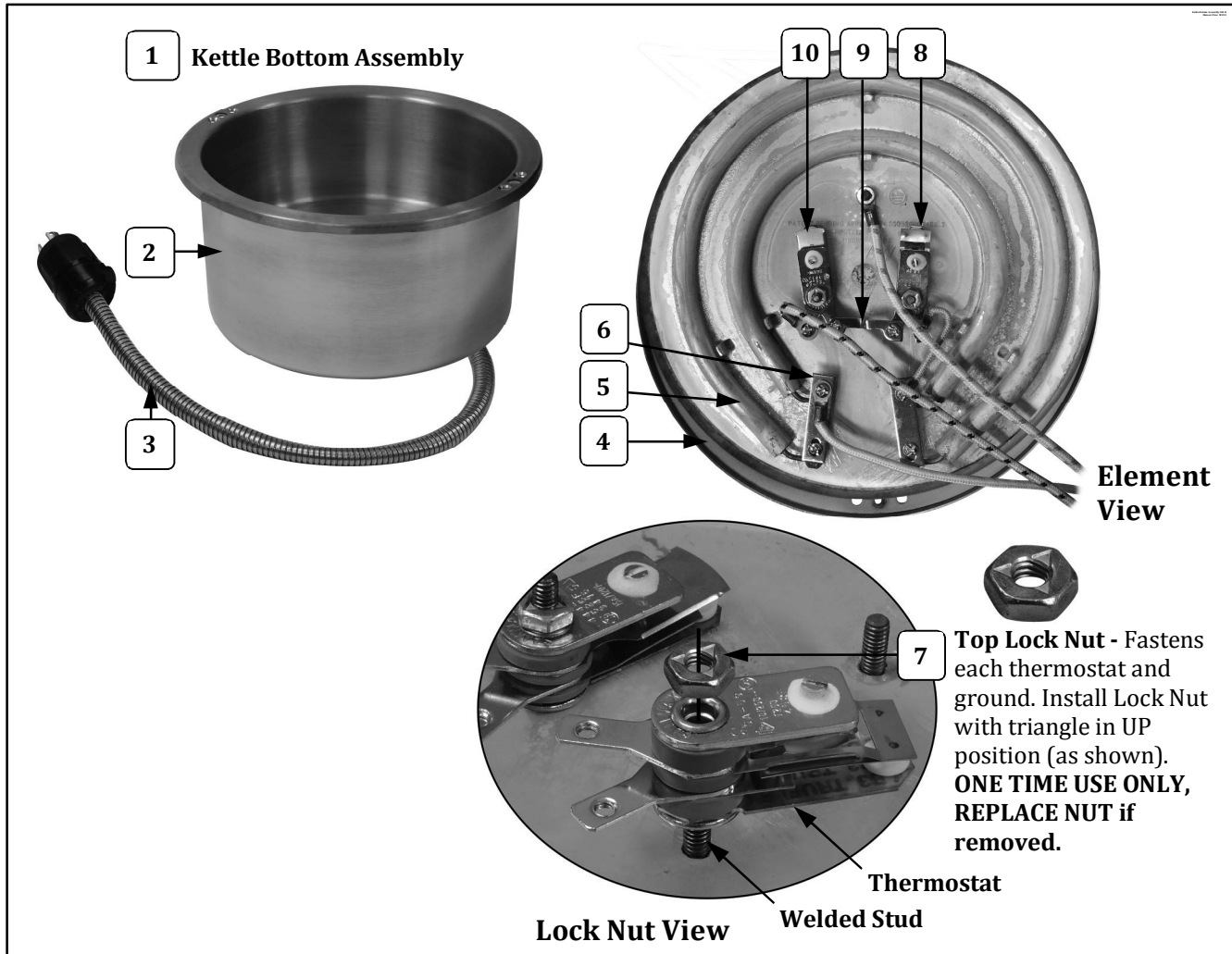
Item	Part Description	Part Number	Part Number
		58014	58014KC
1	12/14 OZ. KETTLE BOTTOM ASSEMBLY (includes parts listed below)	58012	58012KC
2	KETTLE SHELL	61017	61017
3	KETTLE LEAD ASSY	61226	61226
4	KETTLE GASKET	61012	61012
5	KETTLE INTEGRAL HTR 12/14	58011	58011
6	12/14OZ SHUNT BAR	77879	77879
7	8-32 TOP LOCK NUT (always replace if removed)	67943	67943
8	482°F THERMOSTAT (includes two 6-32 screws)	76708	
	450F THERMOSTAT (includes two 6-32 screws)		76089
9	THERMOSTAT SHUNT BAR	47193	47193
10	550°F THERMOSTAT (includes two 6-32 screws)	77108	
	525F THERMOSTAT (includes two 6-32 screws)		76702

12/14 oz. Kettle Assembly (58014, 58014KC) – Kettle Bottom View



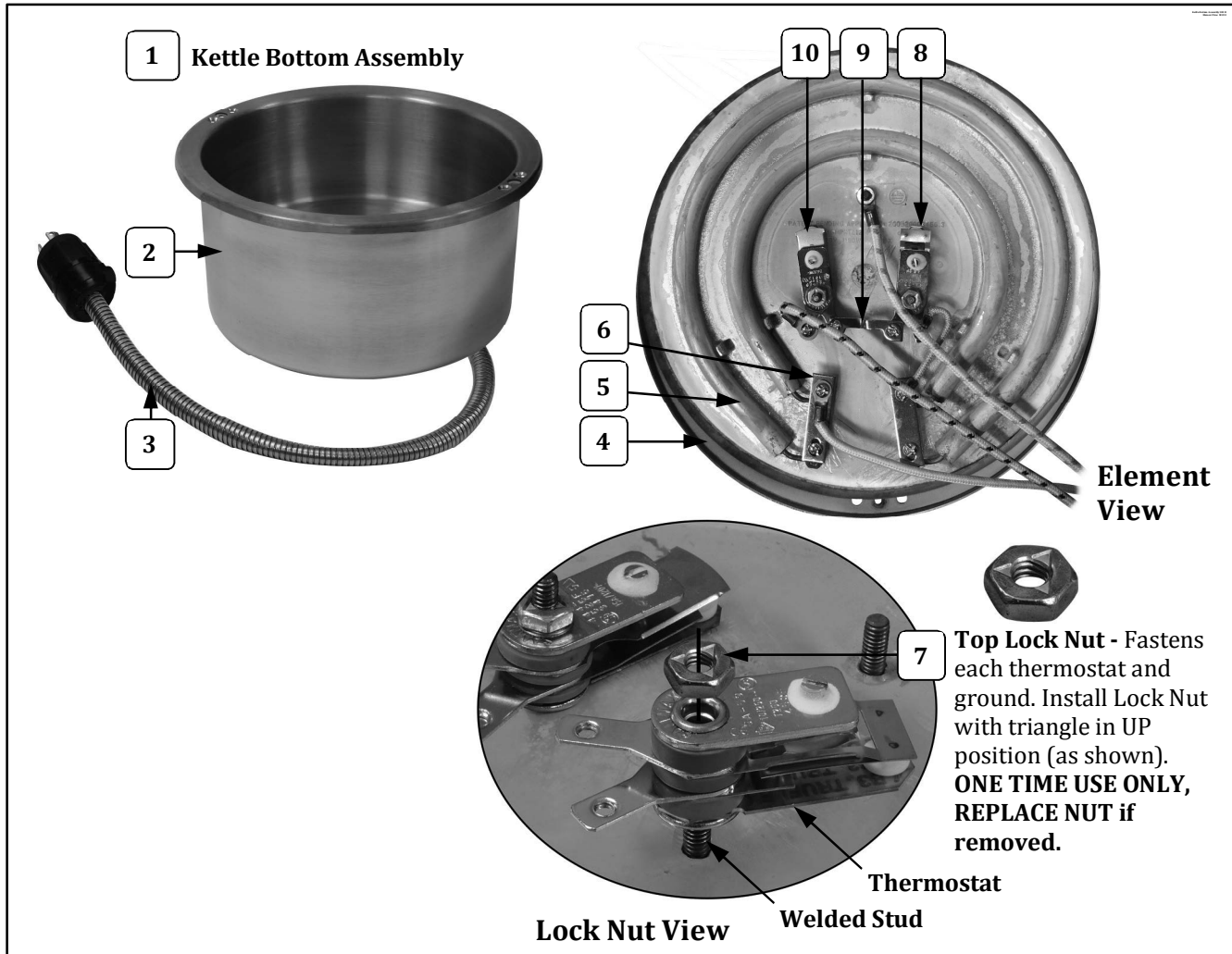
Item	Part Description	Part Number	Part Number
		58014	58014KC
1	12/14 OZ. KETTLE BOTTOM ASSEMBLY (includes parts listed below)	58012	58012KC
2	KETTLE SHELL	61017	61017
3	KETTLE LEAD ASSY	61226	61226
4	KETTLE GASKET	61012	61012
5	KETTLE INTEGRAL HTR 12/14	58011	58011
6	12/14OZ SHUNT BAR	77879	77879
7	8-32 TOP LOCK NUT (always replace if removed)	67943	67943
8	482°F THERMOSTAT (includes two 6-32 screws)	76708	
	450F THERMOSTAT (includes two 6-32 screws)		76089
9	THERMOSTAT SHUNT BAR	47193	47193
10	550°F THERMOSTAT (includes two 6-32 screws)	77108	
	525F THERMOSTAT (includes two 6-32 screws)		76702

12/14 oz. Kettle Assembly (58014, 58014KC) – Kettle Bottom View



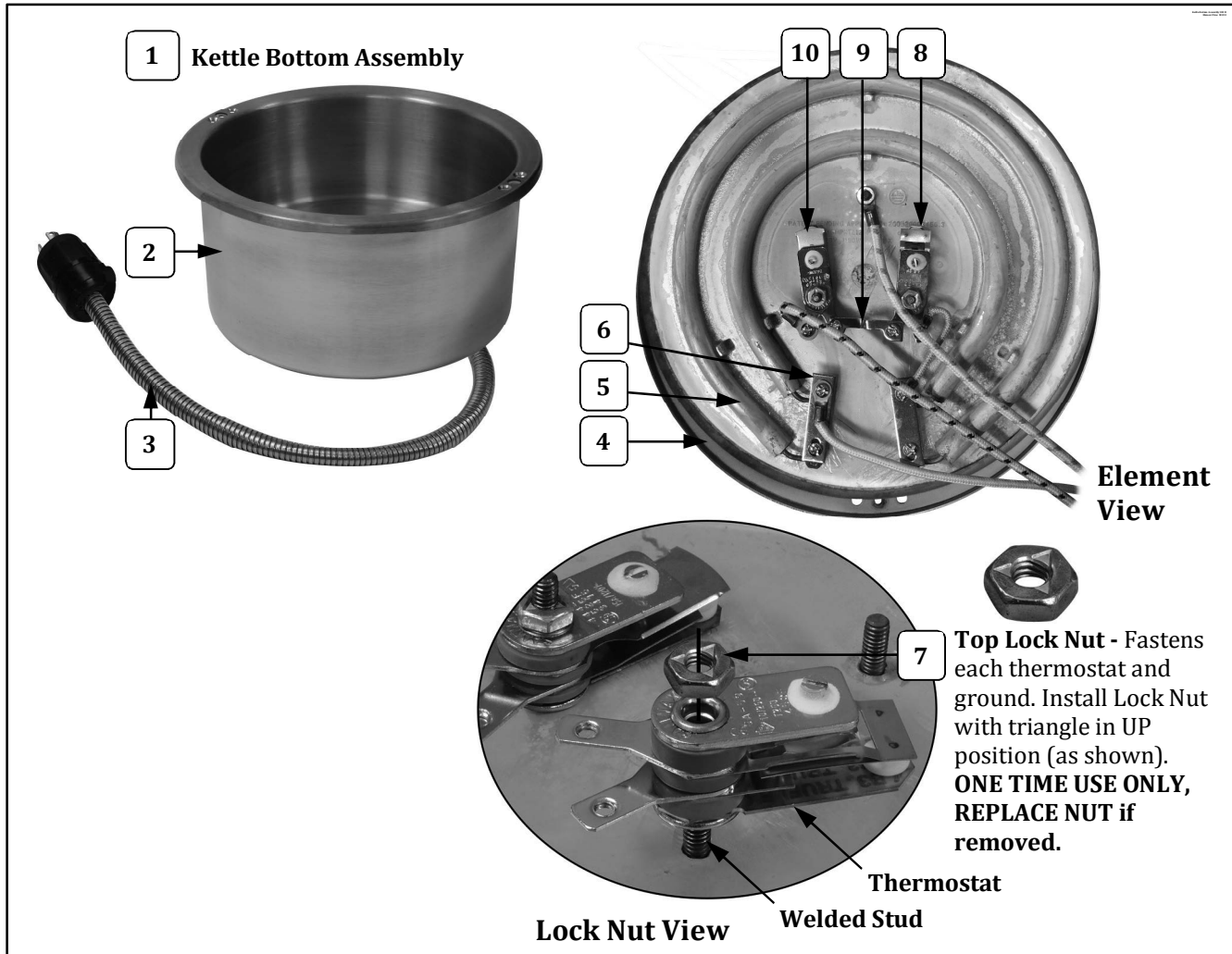
Item	Part Description	Part Number	Part Number
		58014	58014KC
1	12/14 OZ. KETTLE BOTTOM ASSEMBLY (includes parts listed below)	58012	58012KC
2	KETTLE SHELL	61017	61017
3	KETTLE LEAD ASSY	61226	61226
4	KETTLE GASKET	61012	61012
5	KETTLE INTEGRAL HTR 12/14	58011	58011
6	12/14OZ SHUNT BAR	77879	77879
7	8-32 TOP LOCK NUT (always replace if removed)	67943	67943
8	482°F THERMOSTAT (includes two 6-32 screws)	76708	
	450F THERMOSTAT (includes two 6-32 screws)		76089
9	THERMOSTAT SHUNT BAR	47193	47193
10	550°F THERMOSTAT (includes two 6-32 screws)	77108	
	525F THERMOSTAT (includes two 6-32 screws)		76702

12/14 oz. Kettle Assembly (58014, 58014KC) – Kettle Bottom View



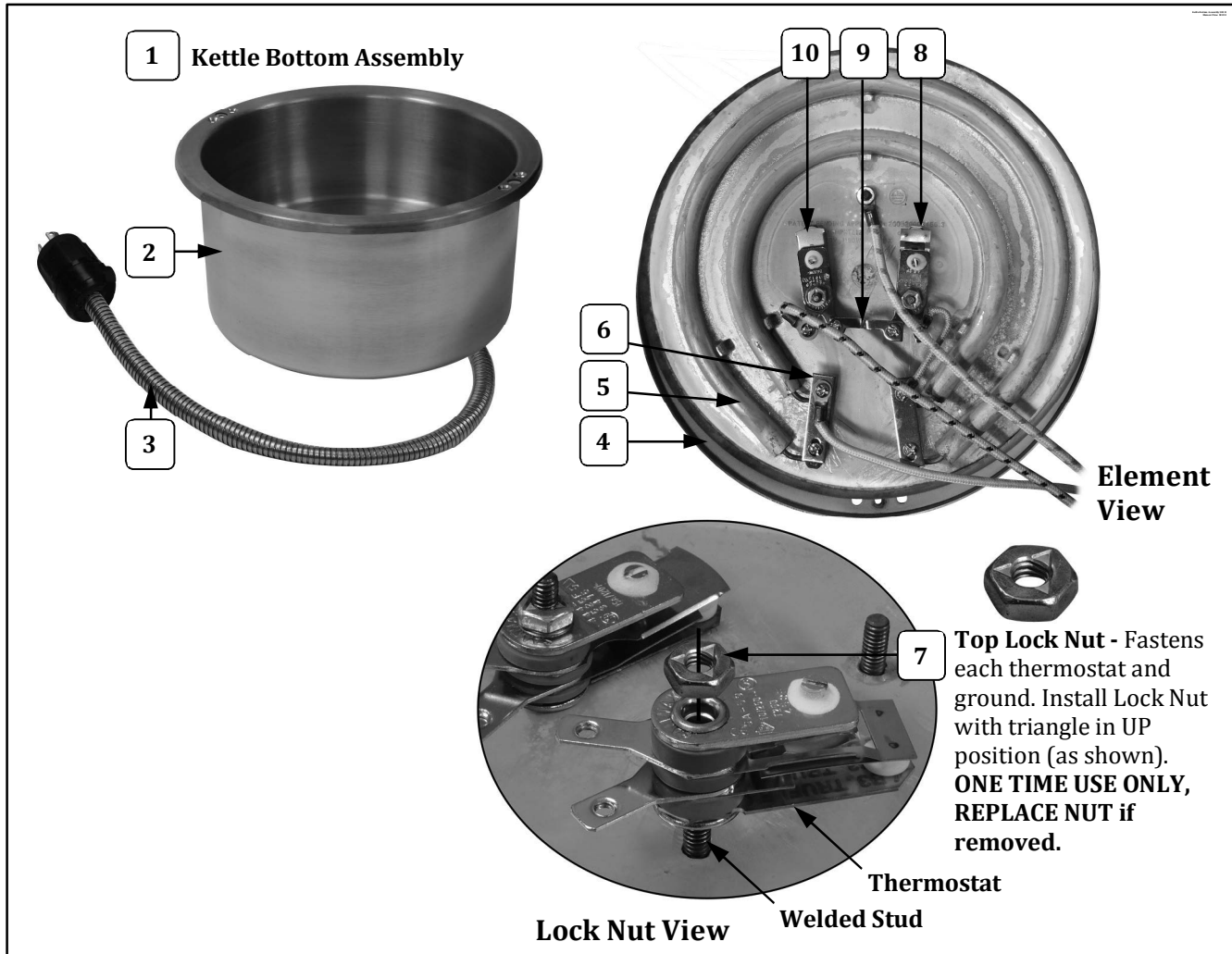
Item	Part Description	Part Number	Part Number
		58014	58014KC
1	12/14 OZ. KETTLE BOTTOM ASSEMBLY (includes parts listed below)	58012	58012KC
2	KETTLE SHELL	61017	61017
3	KETTLE LEAD ASSY	61226	61226
4	KETTLE GASKET	61012	61012
5	KETTLE INTEGRAL HTR 12/14	58011	58011
6	12/14OZ SHUNT BAR	77879	77879
7	8-32 TOP LOCK NUT (always replace if removed)	67943	67943
8	482°F THERMOSTAT (includes two 6-32 screws)	76708	
	450F THERMOSTAT (includes two 6-32 screws)		76089
9	THERMOSTAT SHUNT BAR	47193	47193
10	550°F THERMOSTAT (includes two 6-32 screws)	77108	
	525F THERMOSTAT (includes two 6-32 screws)		76702

12/14 oz. Kettle Assembly (58014, 58014KC) – Kettle Bottom View



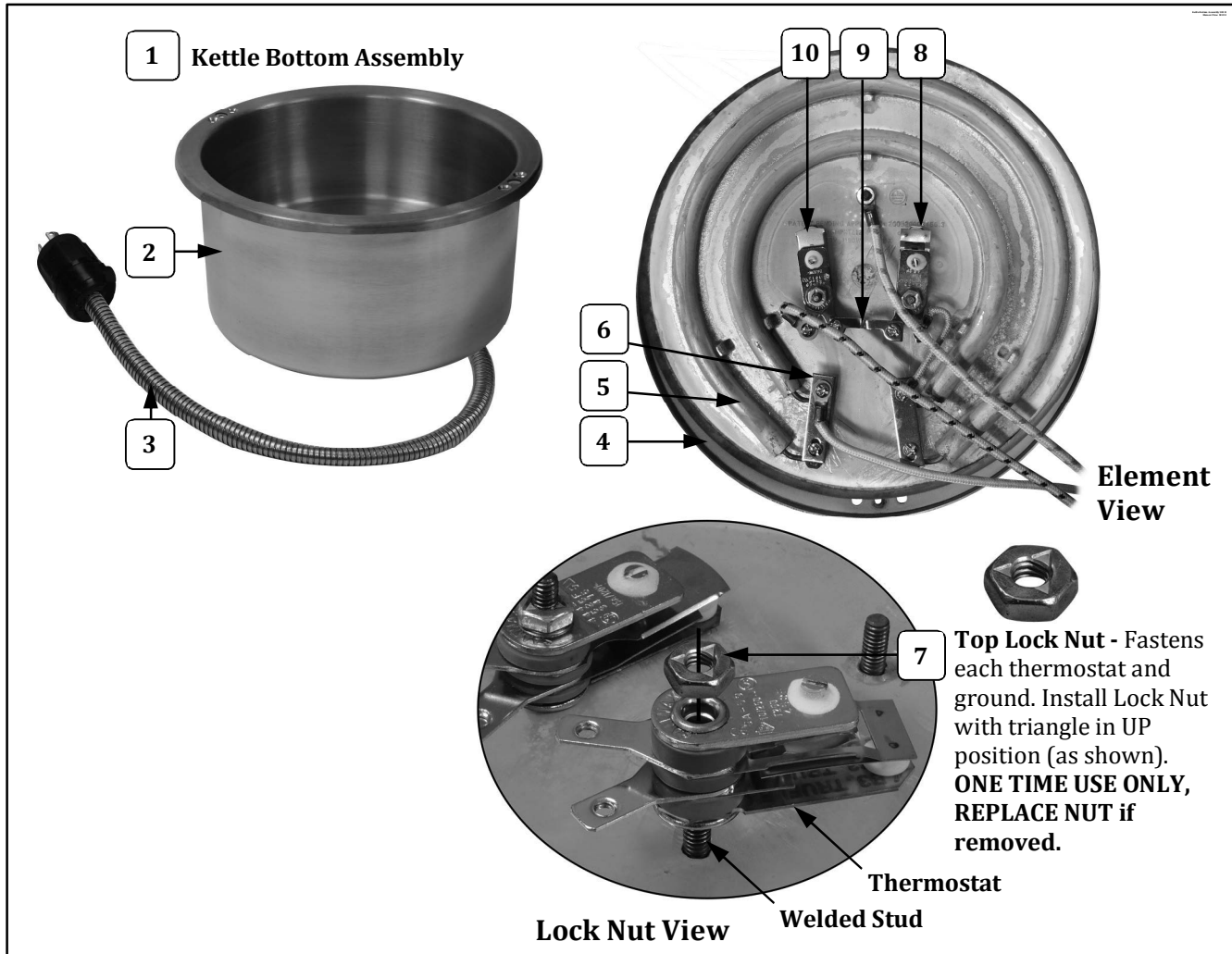
Item	Part Description	Part Number	Part Number
		58014	58014KC
1	12/14 OZ. KETTLE BOTTOM ASSEMBLY (includes parts listed below)	58012	58012KC
2	KETTLE SHELL	61017	61017
3	KETTLE LEAD ASSY	61226	61226
4	KETTLE GASKET	61012	61012
5	KETTLE INTEGRAL HTR 12/14	58011	58011
6	12/14OZ SHUNT BAR	77879	77879
7	8-32 TOP LOCK NUT (always replace if removed)	67943	67943
8	482°F THERMOSTAT (includes two 6-32 screws)	76708	
	450F THERMOSTAT (includes two 6-32 screws)		76089
9	THERMOSTAT SHUNT BAR	47193	47193
10	550°F THERMOSTAT (includes two 6-32 screws)	77108	
	525F THERMOSTAT (includes two 6-32 screws)		76702

12/14 oz. Kettle Assembly (58014, 58014KC) – Kettle Bottom View



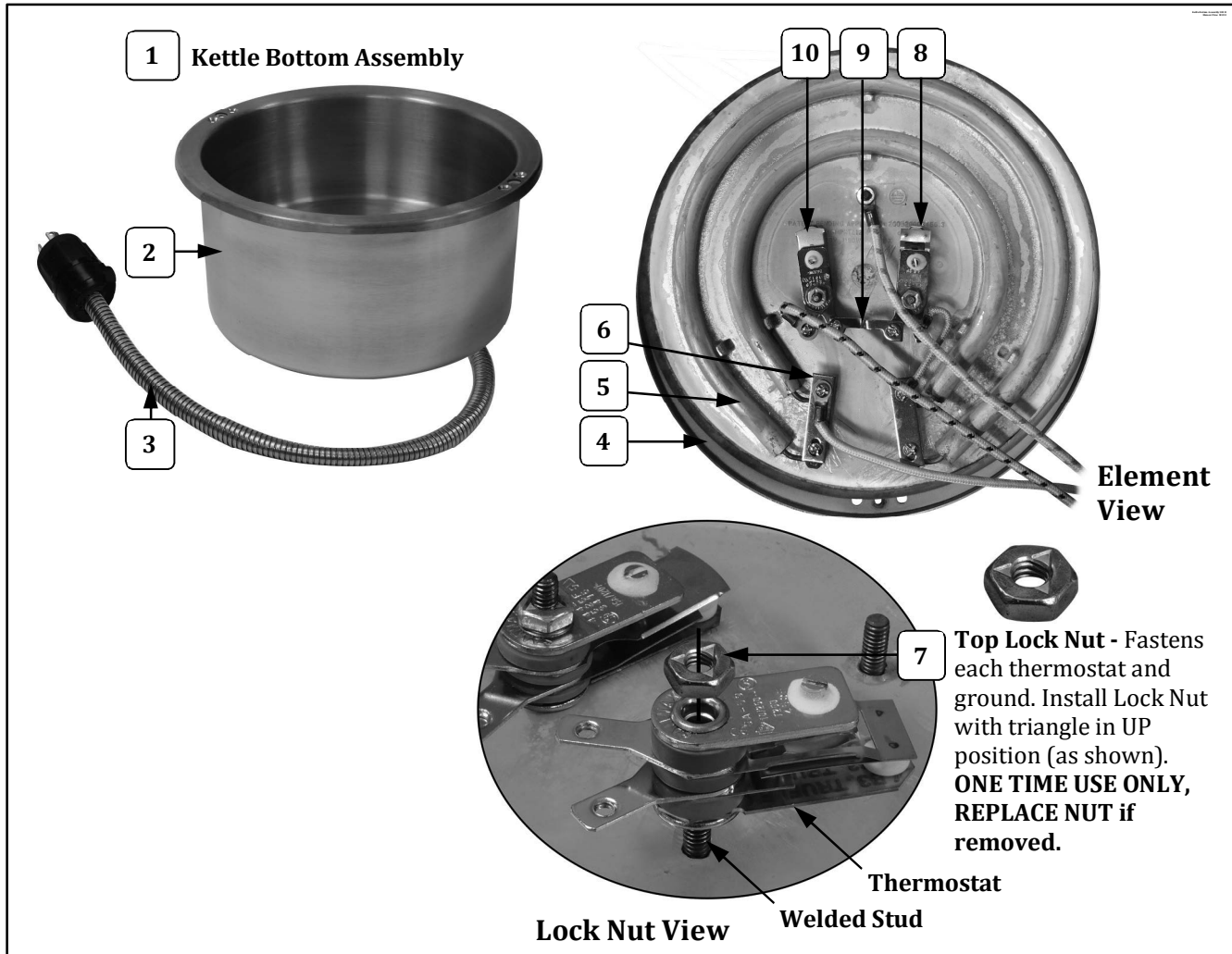
Item	Part Description	Part Number	Part Number
		58014	58014KC
1	12/14 OZ. KETTLE BOTTOM ASSEMBLY (includes parts listed below)	58012	58012KC
2	KETTLE SHELL	61017	61017
3	KETTLE LEAD ASSY	61226	61226
4	KETTLE GASKET	61012	61012
5	KETTLE INTEGRAL HTR 12/14	58011	58011
6	12/14OZ SHUNT BAR	77879	77879
7	8-32 TOP LOCK NUT (always replace if removed)	67943	67943
8	482°F THERMOSTAT (includes two 6-32 screws)	76708	
	450F THERMOSTAT (includes two 6-32 screws)		76089
9	THERMOSTAT SHUNT BAR	47193	47193
10	550°F THERMOSTAT (includes two 6-32 screws)	77108	
	525F THERMOSTAT (includes two 6-32 screws)		76702

12/14 oz. Kettle Assembly (58014, 58014KC) – Kettle Bottom View



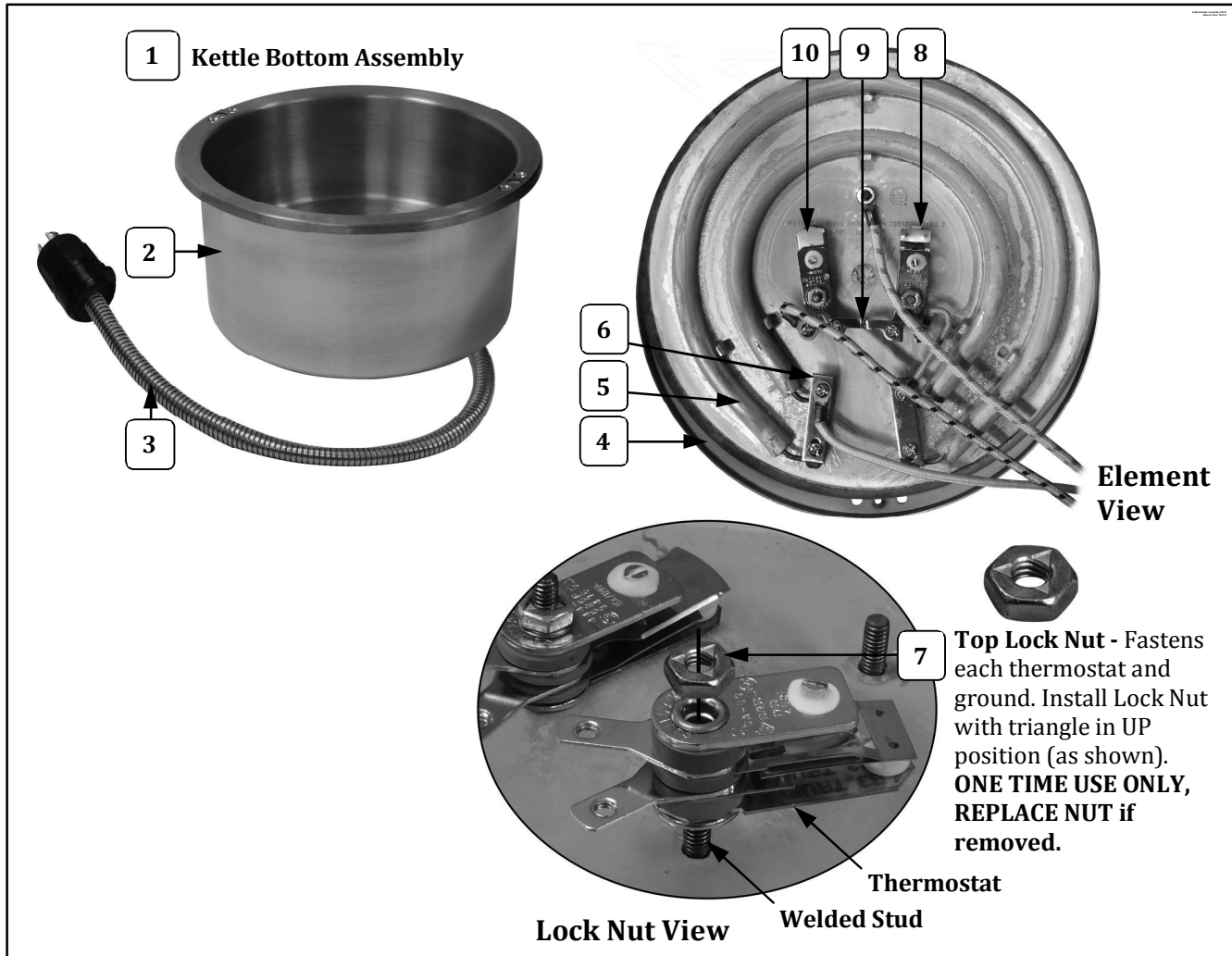
Item	Part Description	Part Number	Part Number
		58014	58014KC
1	12/14 OZ. KETTLE BOTTOM ASSEMBLY (includes parts listed below)	58012	58012KC
2	KETTLE SHELL	61017	61017
3	KETTLE LEAD ASSY	61226	61226
4	KETTLE GASKET	61012	61012
5	KETTLE INTEGRAL HTR 12/14	58011	58011
6	12/14OZ SHUNT BAR	77879	77879
7	8-32 TOP LOCK NUT (always replace if removed)	67943	67943
8	482°F THERMOSTAT (includes two 6-32 screws)	76708	
	450F THERMOSTAT (includes two 6-32 screws)		76089
9	THERMOSTAT SHUNT BAR	47193	47193
10	550°F THERMOSTAT (includes two 6-32 screws)	77108	
	525F THERMOSTAT (includes two 6-32 screws)		76702

12/14 oz. Kettle Assembly (58014, 58014KC) – Kettle Bottom View



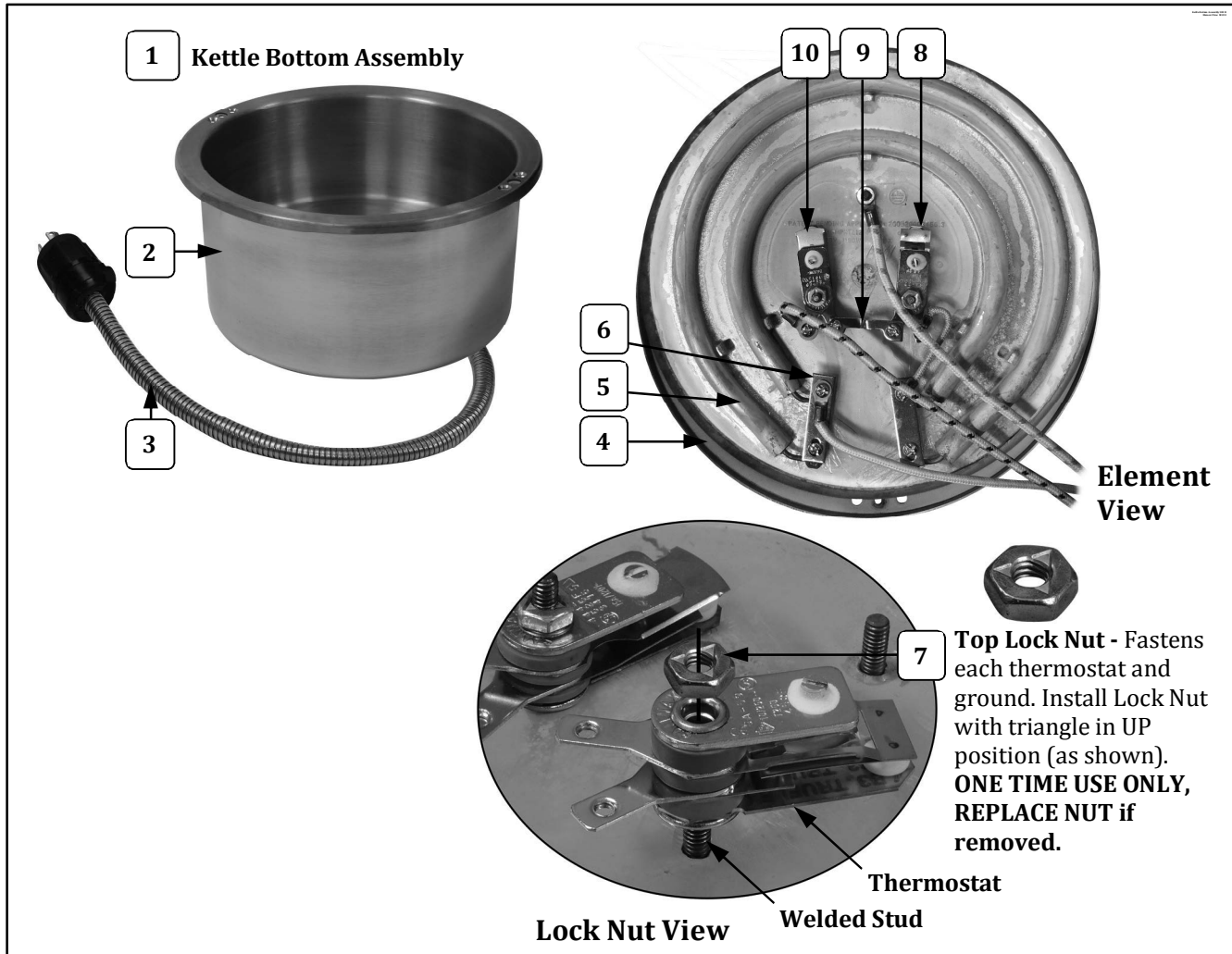
Item	Part Description	Part Number	Part Number
		58014	58014KC
1	12/14 OZ. KETTLE BOTTOM ASSEMBLY (includes parts listed below)	58012	58012KC
2	KETTLE SHELL	61017	61017
3	KETTLE LEAD ASSY	61226	61226
4	KETTLE GASKET	61012	61012
5	KETTLE INTEGRAL HTR 12/14	58011	58011
6	12/14OZ SHUNT BAR	77879	77879
7	8-32 TOP LOCK NUT (always replace if removed)	67943	67943
8	482°F THERMOSTAT (includes two 6-32 screws)	76708	
	450F THERMOSTAT (includes two 6-32 screws)		76089
9	THERMOSTAT SHUNT BAR	47193	47193
10	550°F THERMOSTAT (includes two 6-32 screws)	77108	
	525F THERMOSTAT (includes two 6-32 screws)		76702

12/14 oz. Kettle Assembly (58014, 58014KC) – Kettle Bottom View



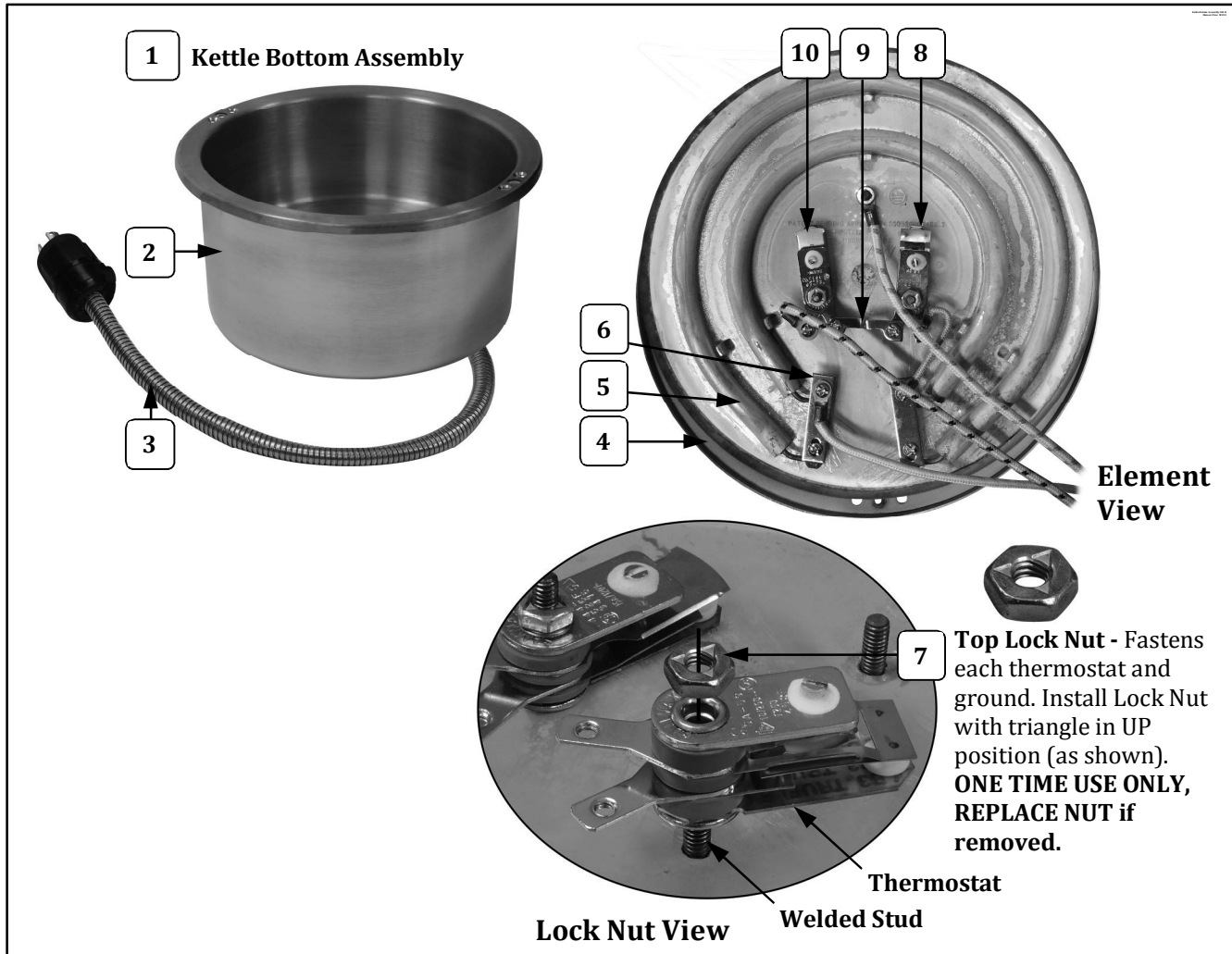
Item	Part Description	Part Number	Part Number
		58014	58014KC
1	12/14 OZ. KETTLE BOTTOM ASSEMBLY (includes parts listed below)	58012	58012KC
2	KETTLE SHELL	61017	61017
3	KETTLE LEAD ASSY	61226	61226
4	KETTLE GASKET	61012	61012
5	KETTLE INTEGRAL HTR 12/14	58011	58011
6	12/14OZ SHUNT BAR	77879	77879
7	8-32 TOP LOCK NUT (always replace if removed)	67943	67943
8	482°F THERMOSTAT (includes two 6-32 screws)	76708	
	450F THERMOSTAT (includes two 6-32 screws)		76089
9	THERMOSTAT SHUNT BAR	47193	47193
10	550°F THERMOSTAT (includes two 6-32 screws)	77108	
	525F THERMOSTAT (includes two 6-32 screws)		76702

12/14 oz. Kettle Assembly (58014, 58014KC) – Kettle Bottom View




Item	Part Description	Part Number	Part Number
		58014	58014KC
1	12/14 OZ. KETTLE BOTTOM ASSEMBLY (includes parts listed below)	58012	58012KC
2	KETTLE SHELL	61017	61017
3	KETTLE LEAD ASSY	61226	61226
4	KETTLE GASKET	61012	61012
5	KETTLE INTEGRAL HTR 12/14	58011	58011
6	12/14OZ SHUNT BAR	77879	77879
7	8-32 TOP LOCK NUT (always replace if removed)	67943	67943
8	482°F THERMOSTAT (includes two 6-32 screws)	76708	
	450F THERMOSTAT (includes two 6-32 screws)		76089
9	THERMOSTAT SHUNT BAR	47193	47193
10	550°F THERMOSTAT (includes two 6-32 screws)	77108	
	525F THERMOSTAT (includes two 6-32 screws)		76702

12/14 oz. Kettle Assembly (58014, 58014KC) – Kettle Bottom View




Item	Part Description	Part Number	Part Number
		58014	58014KC
1	12/14 OZ. KETTLE BOTTOM ASSEMBLY (includes parts listed below)	58012	58012KC
2	KETTLE SHELL	61017	61017
3	KETTLE LEAD ASSY	61226	61226
4	KETTLE GASKET	61012	61012
5	KETTLE INTEGRAL HTR 12/14	58011	58011
6	12/14OZ SHUNT BAR	77879	77879
7	8-32 TOP LOCK NUT (always replace if removed)	67943	67943
8	482°F THERMOSTAT (includes two 6-32 screws)	76708	
	450F THERMOSTAT (includes two 6-32 screws)		76089
9	THERMOSTAT SHUNT BAR	47193	47193
10	550°F THERMOSTAT (includes two 6-32 screws)	77108	
	525F THERMOSTAT (includes two 6-32 screws)		76702

Cabinet Exterior – Front View




Item	Part Description	Part Number	
		2552	2552KC
1	DECAL, POPCORN	49777	
	GLASS DECAL PAPPYS		49158KC
2	8-32 X 3/8 SLT. HWH M/S	42044	42044
3	DOME WELDMENT	77769	77769
4	21 5/16" GLASS CHANNNEL (used on the side edges of the glass panels)	49844	49844
5	16 1/4" GLASS CHANNEL (used on the top and bottom edges of the glass panels)	74172	74172
6	GLIDE	47328	47328
7	10-24 X 3/4" HEX HEAD	41314	41314
8	CRUTCH TIP BLACK 70 DURO	49123	49123

Cabinet Exterior – Front View




Item	Part Description	Part Number	
		2552	2552KC
1	DECAL, POPCORN	49777	
	GLASS DECAL PAPPYS		49158KC
2	8-32 X 3/8 SLT. HWH M/S	42044	42044
3	DOME WELDMENT	77769	77769
4	21 5/16" GLASS CHANNNEL (used on the side edges of the glass panels)	49844	49844
5	16 1/4" GLASS CHANNEL (used on the top and bottom edges of the glass panels)	74172	74172
6	GLIDE	47328	47328
7	10-24 X 3/4" HEX HEAD	41314	41314
8	CRUTCH TIP BLACK 70 DURO	49123	49123

Cabinet Exterior – Front View




Item	Part Description	Part Number	
		2552	2552KC
1	DECAL, POPCORN	49777	
	GLASS DECAL PAPPYS		49158KC
2	8-32 X 3/8 SLT. HWH M/S	42044	42044
3	DOME WELDMENT	77769	77769
4	21 5/16" GLASS CHANNNEL (used on the side edges of the glass panels)	49844	49844
5	16 1/4" GLASS CHANNEL (used on the top and bottom edges of the glass panels)	74172	74172
6	GLIDE	47328	47328
7	10-24 X 3/4" HEX HEAD	41314	41314
8	CRUTCH TIP BLACK 70 DURO	49123	49123

Cabinet Exterior – Front View




Item	Part Description	Part Number	
		2552	2552KC
1	DECAL, POPCORN	49777	
	GLASS DECAL PAPPYS		49158KC
2	8-32 X 3/8 SLT. HWH M/S	42044	42044
3	DOME WELDMENT	77769	77769
4	21 5/16" GLASS CHANNNEL (used on the side edges of the glass panels)	49844	49844
5	16 1/4" GLASS CHANNEL (used on the top and bottom edges of the glass panels)	74172	74172
6	GLIDE	47328	47328
7	10-24 X 3/4" HEX HEAD	41314	41314
8	CRUTCH TIP BLACK 70 DURO	49123	49123

Cabinet Exterior – Front View




Item	Part Description	Part Number	
		2552	2552KC
1	DECAL, POPCORN	49777	
	GLASS DECAL PAPPYS		49158KC
2	8-32 X 3/8 SLT. HWH M/S	42044	42044
3	DOME WELDMENT	77769	77769
4	21 5/16" GLASS CHANNNEL (used on the side edges of the glass panels)	49844	49844
5	16 1/4" GLASS CHANNEL (used on the top and bottom edges of the glass panels)	74172	74172
6	GLIDE	47328	47328
7	10-24 X 3/4" HEX HEAD	41314	41314
8	CRUTCH TIP BLACK 70 DURO	49123	49123

Cabinet Exterior – Front View




Item	Part Description	Part Number	
		2552	2552KC
1	DECAL, POPCORN	49777	
	GLASS DECAL PAPPYS		49158KC
2	8-32 X 3/8 SLT. HWH M/S	42044	42044
3	DOME WELDMENT	77769	77769
4	21 5/16" GLASS CHANNNEL (used on the side edges of the glass panels)	49844	49844
5	16 1/4" GLASS CHANNEL (used on the top and bottom edges of the glass panels)	74172	74172
6	GLIDE	47328	47328
7	10-24 X 3/4" HEX HEAD	41314	41314
8	CRUTCH TIP BLACK 70 DURO	49123	49123

Cabinet Exterior – Front View




Item	Part Description	Part Number	
		2552	2552KC
1	DECAL, POPCORN	49777	
	GLASS DECAL PAPPYS		49158KC
2	8-32 X 3/8 SLT. HWH M/S	42044	42044
3	DOME WELDMENT	77769	77769
4	21 5/16" GLASS CHANNNEL (used on the side edges of the glass panels)	49844	49844
5	16 1/4" GLASS CHANNEL (used on the top and bottom edges of the glass panels)	74172	74172
6	GLIDE	47328	47328
7	10-24 X 3/4" HEX HEAD	41314	41314
8	CRUTCH TIP BLACK 70 DURO	49123	49123

Cabinet Exterior – Front View




Item	Part Description	Part Number	
		2552	2552KC
1	DECAL, POPCORN	49777	
	GLASS DECAL PAPPYS		49158KC
2	8-32 X 3/8 SLT. HWH M/S	42044	42044
3	DOME WELDMENT	77769	77769
4	21 5/16" GLASS CHANNNEL (used on the side edges of the glass panels)	49844	49844
5	16 1/4" GLASS CHANNEL (used on the top and bottom edges of the glass panels)	74172	74172
6	GLIDE	47328	47328
7	10-24 X 3/4" HEX HEAD	41314	41314
8	CRUTCH TIP BLACK 70 DURO	49123	49123

Cabinet Exterior – Front View




Item	Part Description	Part Number	
		2552	2552KC
1	DECAL, POPCORN	49777	
	GLASS DECAL PAPPYS		49158KC
2	8-32 X 3/8 SLT. HWH M/S	42044	42044
3	DOME WELDMENT	77769	77769
4	21 5/16" GLASS CHANNNEL (used on the side edges of the glass panels)	49844	49844
5	16 1/4" GLASS CHANNEL (used on the top and bottom edges of the glass panels)	74172	74172
6	GLIDE	47328	47328
7	10-24 X 3/4" HEX HEAD	41314	41314
8	CRUTCH TIP BLACK 70 DURO	49123	49123

Cabinet Exterior – Front View




Item	Part Description	Part Number	
		2552	2552KC
1	DECAL, POPCORN	49777	
	GLASS DECAL PAPPYS		49158KC
2	8-32 X 3/8 SLT. HWH M/S	42044	42044
3	DOME WELDMENT	77769	77769
4	21 5/16" GLASS CHANNNEL (used on the side edges of the glass panels)	49844	49844
5	16 1/4" GLASS CHANNEL (used on the top and bottom edges of the glass panels)	74172	74172
6	GLIDE	47328	47328
7	10-24 X 3/4" HEX HEAD	41314	41314
8	CRUTCH TIP BLACK 70 DURO	49123	49123

Cabinet Exterior – Front View




Item	Part Description	Part Number	
		2552	2552KC
1	DECAL, POPCORN	49777	
	GLASS DECAL PAPPYS		49158KC
2	8-32 X 3/8 SLT. HWH M/S	42044	42044
3	DOME WELDMENT	77769	77769
4	21 5/16" GLASS CHANNNEL (used on the side edges of the glass panels)	49844	49844
5	16 1/4" GLASS CHANNEL (used on the top and bottom edges of the glass panels)	74172	74172
6	GLIDE	47328	47328
7	10-24 X 3/4" HEX HEAD	41314	41314
8	CRUTCH TIP BLACK 70 DURO	49123	49123

Cabinet Exterior – Front View




Item	Part Description	Part Number	
		2552	2552KC
1	DECAL, POPCORN	49777	
	GLASS DECAL PAPPYS		49158KC
2	8-32 X 3/8 SLT. HWH M/S	42044	42044
3	DOME WELDMENT	77769	77769
4	21 5/16" GLASS CHANNNEL (used on the side edges of the glass panels)	49844	49844
5	16 1/4" GLASS CHANNEL (used on the top and bottom edges of the glass panels)	74172	74172
6	GLIDE	47328	47328
7	10-24 X 3/4" HEX HEAD	41314	41314
8	CRUTCH TIP BLACK 70 DURO	49123	49123

Cabinet Exterior – Front View




Item	Part Description	Part Number	
		2552	2552KC
1	DECAL, POPCORN	49777	
	GLASS DECAL PAPPYS		49158KC
2	8-32 X 3/8 SLT. HWH M/S	42044	42044
3	DOME WELDMENT	77769	77769
4	21 5/16" GLASS CHANNNEL (used on the side edges of the glass panels)	49844	49844
5	16 1/4" GLASS CHANNEL (used on the top and bottom edges of the glass panels)	74172	74172
6	GLIDE	47328	47328
7	10-24 X 3/4" HEX HEAD	41314	41314
8	CRUTCH TIP BLACK 70 DURO	49123	49123

Cabinet Exterior – Front View




Item	Part Description	Part Number	
		2552	2552KC
1	DECAL, POPCORN	49777	
	GLASS DECAL PAPPYS		49158KC
2	8-32 X 3/8 SLT. HWH M/S	42044	42044
3	DOME WELDMENT	77769	77769
4	21 5/16" GLASS CHANNNEL (used on the side edges of the glass panels)	49844	49844
5	16 1/4" GLASS CHANNEL (used on the top and bottom edges of the glass panels)	74172	74172
6	GLIDE	47328	47328
7	10-24 X 3/4" HEX HEAD	41314	41314
8	CRUTCH TIP BLACK 70 DURO	49123	49123

Cabinet Exterior – Front View



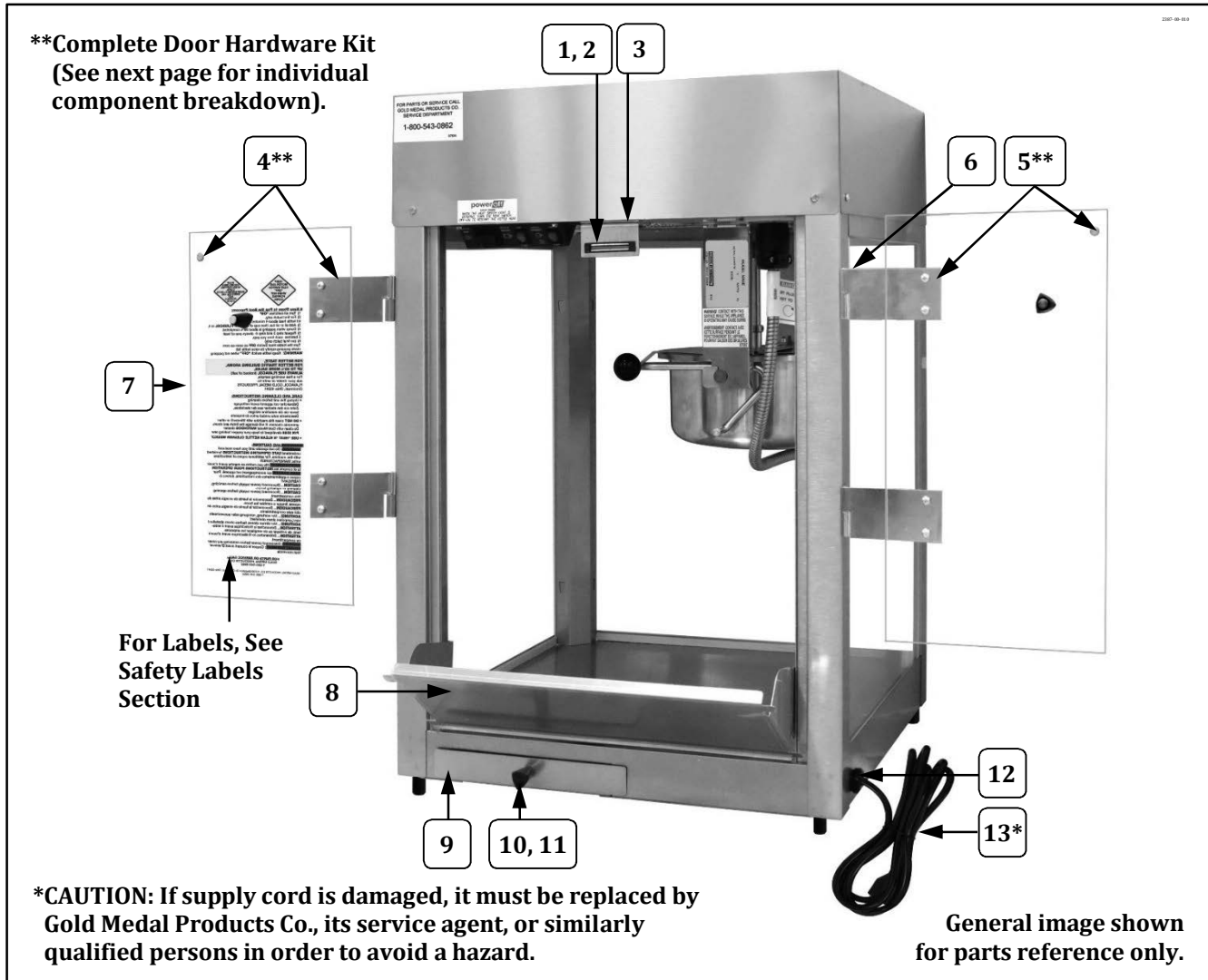
Item	Part Description	Part Number	
		2552	2552KC
1	DECAL, POPCORN	49777	
	GLASS DECAL PAPPYS		49158KC
2	8-32 X 3/8 SLT. HWH M/S	42044	42044
3	DOME WELDMENT	77769	77769
4	21 5/16" GLASS CHANNNEL (used on the side edges of the glass panels)	49844	49844
5	16 1/4" GLASS CHANNEL (used on the top and bottom edges of the glass panels)	74172	74172
6	GLIDE	47328	47328
7	10-24 X 3/4" HEX HEAD	41314	41314
8	CRUTCH TIP BLACK 70 DURO	49123	49123

Cabinet Exterior – Front View



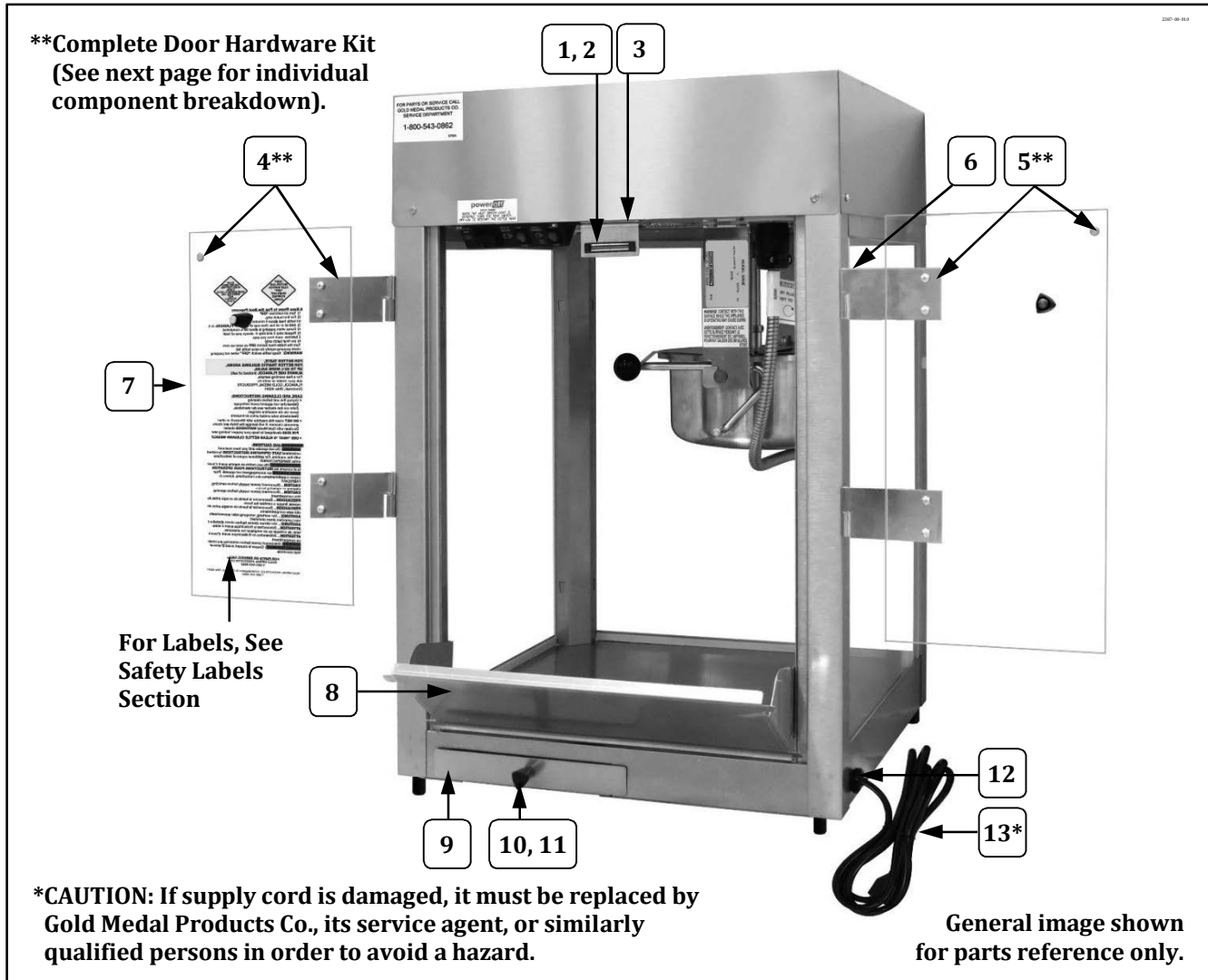
Item	Part Description	Part Number	
		2552	2552KC
1	DECAL, POPCORN	49777	
	GLASS DECAL PAPPYS		49158KC
2	8-32 X 3/8 SLT. HWH M/S	42044	42044
3	DOME WELDMENT	77769	77769
4	21 5/16" GLASS CHANNNEL (used on the side edges of the glass panels)	49844	49844
5	16 1/4" GLASS CHANNEL (used on the top and bottom edges of the glass panels)	74172	74172
6	GLIDE	47328	47328
7	10-24 X 3/4" HEX HEAD	41314	41314
8	CRUTCH TIP BLACK 70 DURO	49123	49123

Cabinet Exterior – Rear View



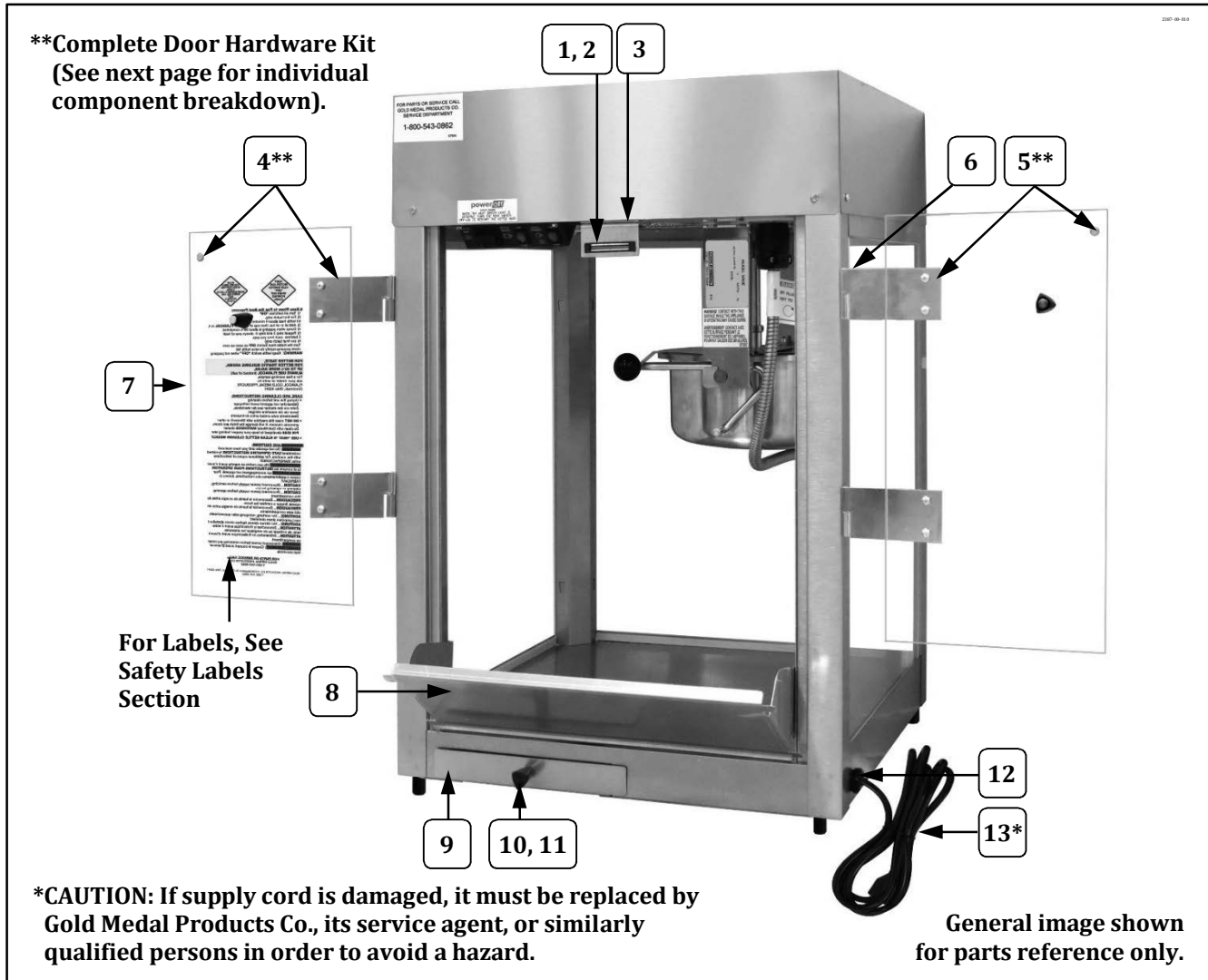
Item	Part Description	Part No.
1	MAGNETIC CATCH	47561
2	MAGNETIC CATCH BRACKET	41340
3	MAGNETIC BRACKET SHIM	38527
4**	COMPLETE LH DOOR HARDWARE KIT	47054
5**	COMPLETE RH DOOR HARDWARE KIT	47055
6	8-32 X 1/2 PHIL PAN M/S (fastens male hinges to the corner posts)	47141
7	DOOR	77774
8	DROP PANEL	77730
9	OLD MAID PAN	49100
10	LID LIFT KNOB	47120
11	8-32" X 3/8" PH PAN W/SEMS	42227
12	STRAIN RELIEF SR-7W-2	67060
13*	LEAD-IN CORD 15 AMP PLUG	87085

Cabinet Exterior – Rear View



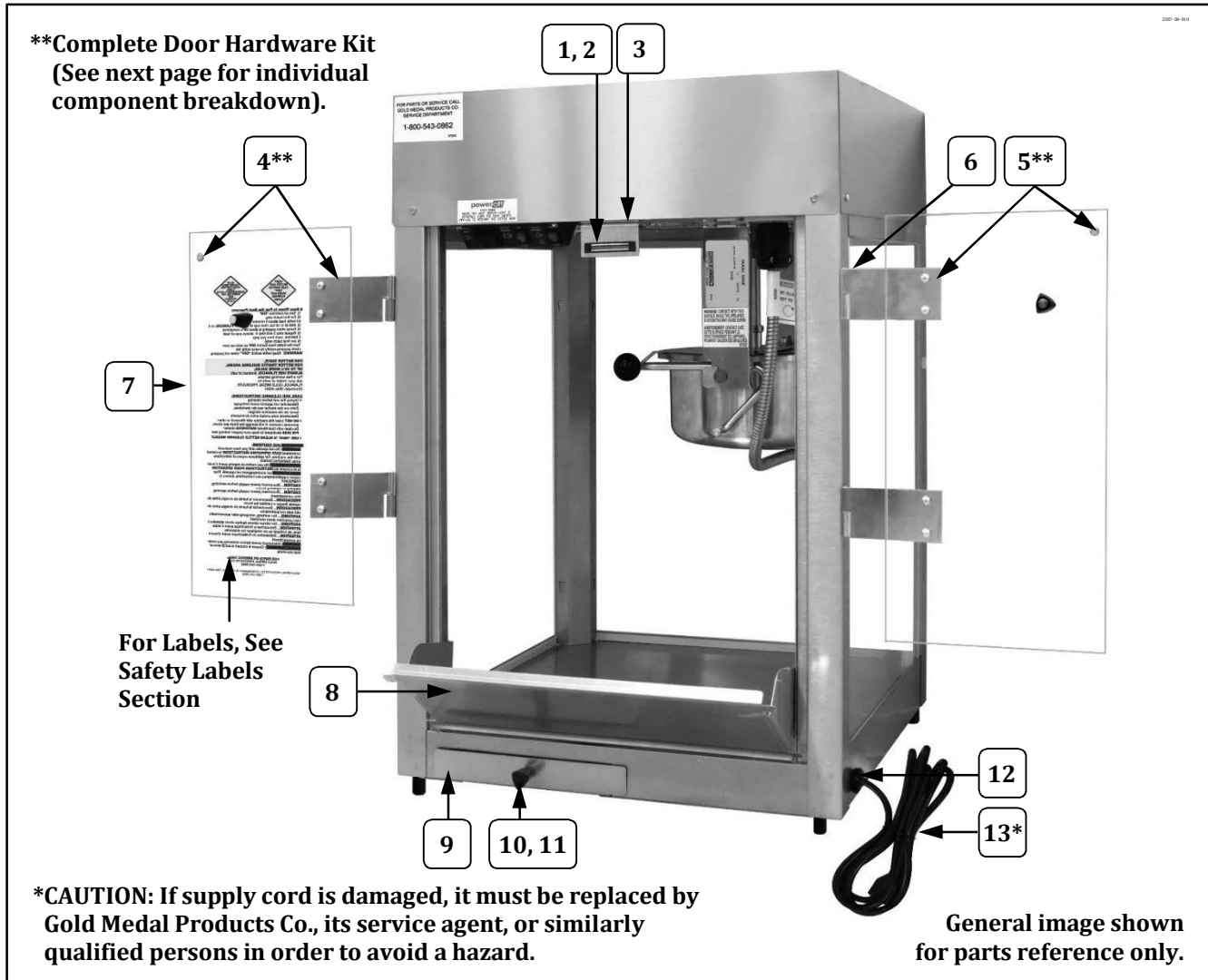
Item	Part Description	Part No.
1	MAGNETIC CATCH	47561
2	MAGNETIC CATCH BRACKET	41340
3	MAGNETIC BRACKET SHIM	38527
4**	COMPLETE LH DOOR HARDWARE KIT	47054
5**	COMPLETE RH DOOR HARDWARE KIT	47055
6	8-32 X 1/2 PHIL PAN M/S (fastens male hinges to the corner posts)	47141
7	DOOR	77774
8	DROP PANEL	77730
9	OLD MAID PAN	49100
10	LID LIFT KNOB	47120
11	8-32" X 3/8" PH PAN W/SEMS	42227
12	STRAIN RELIEF SR-7W-2	67060
13*	LEAD-IN CORD 15 AMP PLUG	87085

Cabinet Exterior – Rear View



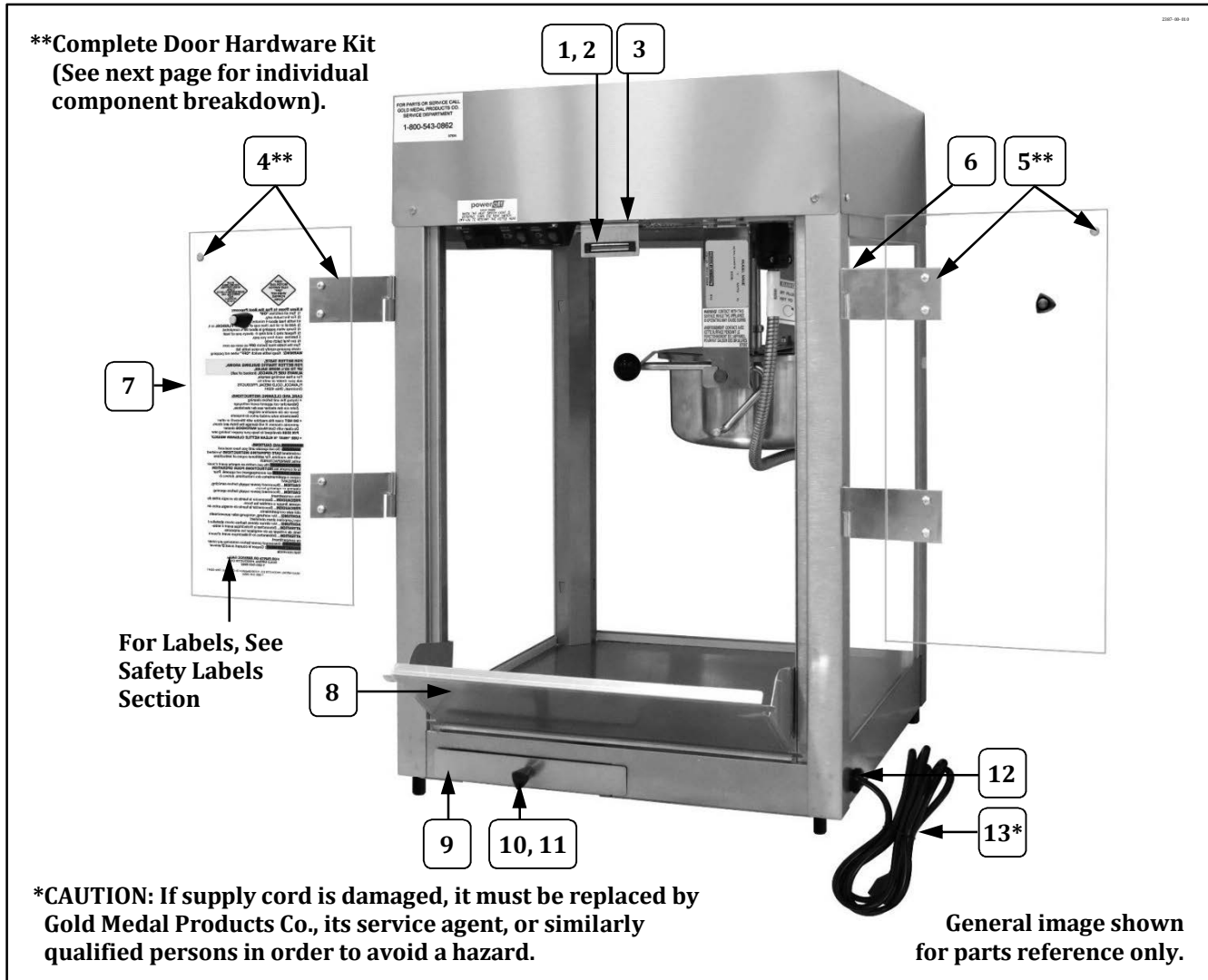
Item	Part Description	Part No.
1	MAGNETIC CATCH	47561
2	MAGNETIC CATCH BRACKET	41340
3	MAGNETIC BRACKET SHIM	38527
4**	COMPLETE LH DOOR HARDWARE KIT	47054
5**	COMPLETE RH DOOR HARDWARE KIT	47055
6	8-32 X 1/2 PHIL PAN M/S (fastens male hinges to the corner posts)	47141
7	DOOR	77774
8	DROP PANEL	77730
9	OLD MAID PAN	49100
10	LID LIFT KNOB	47120
11	8-32" X 3/8" PH PAN W/SEMS	42227
12	STRAIN RELIEF SR-7W-2	67060
13*	LEAD-IN CORD 15 AMP PLUG	87085

Cabinet Exterior – Rear View



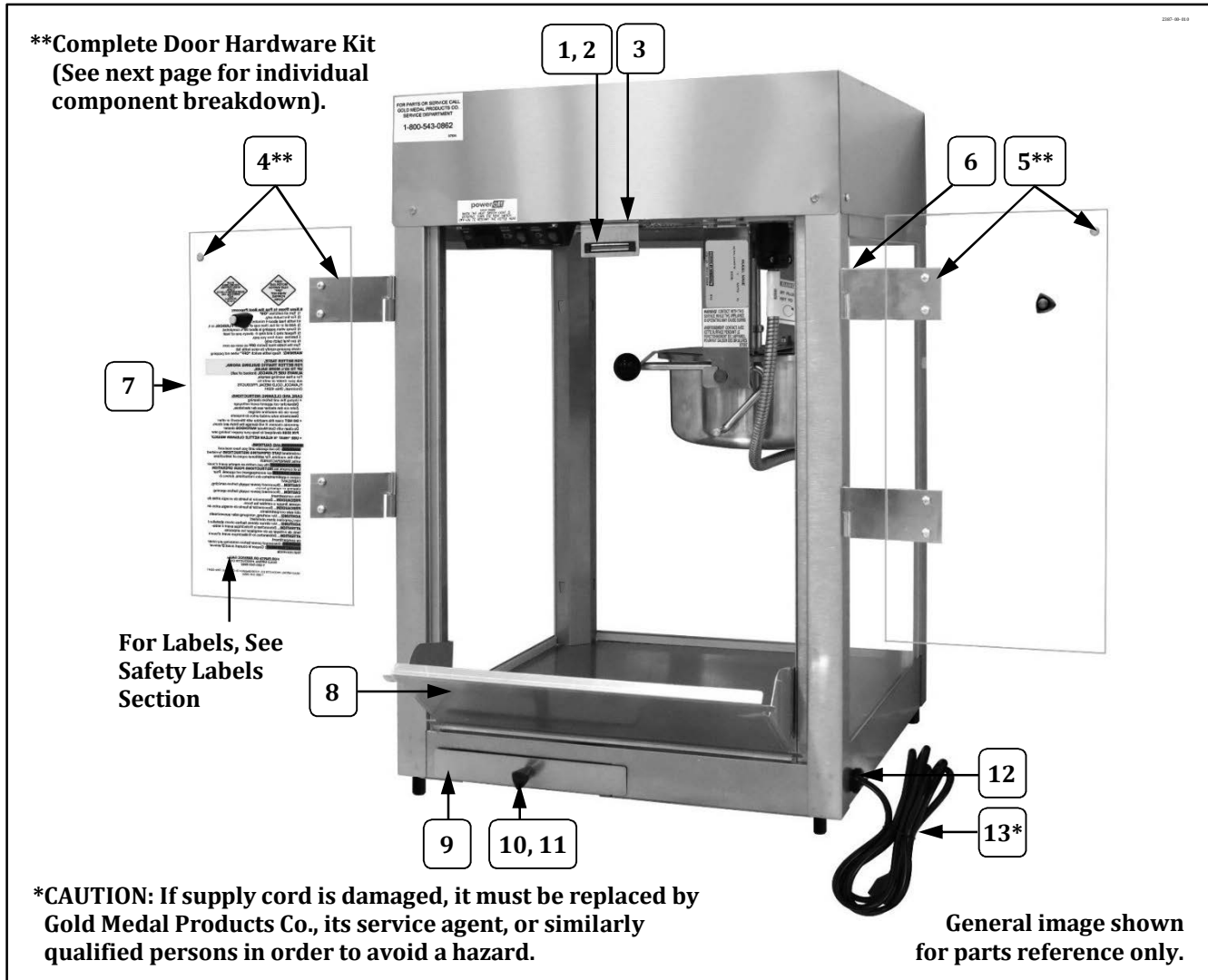
Item	Part Description	Part No.
1	MAGNETIC CATCH	47561
2	MAGNETIC CATCH BRACKET	41340
3	MAGNETIC BRACKET SHIM	38527
4**	COMPLETE LH DOOR HARDWARE KIT	47054
5**	COMPLETE RH DOOR HARDWARE KIT	47055
6	8-32 X 1/2 PHIL PAN M/S (fastens male hinges to the corner posts)	47141
7	DOOR	77774
8	DROP PANEL	77730
9	OLD MAID PAN	49100
10	LID LIFT KNOB	47120
11	8-32" X 3/8" PH PAN W/SEMS	42227
12	STRAIN RELIEF SR-7W-2	67060
13*	LEAD-IN CORD 15 AMP PLUG	87085

Cabinet Exterior – Rear View



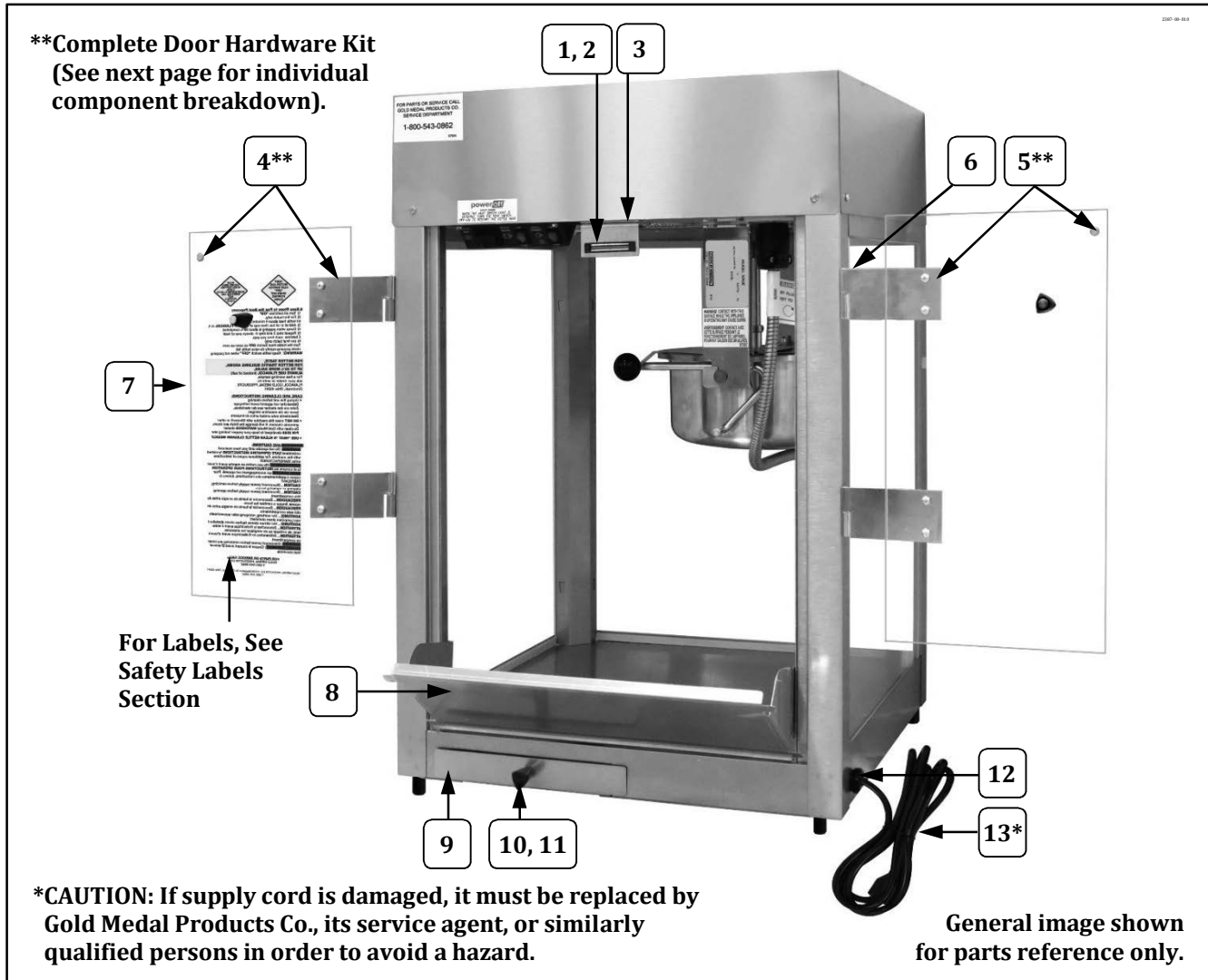
Item	Part Description	Part No.
1	MAGNETIC CATCH	47561
2	MAGNETIC CATCH BRACKET	41340
3	MAGNETIC BRACKET SHIM	38527
4**	COMPLETE LH DOOR HARDWARE KIT	47054
5**	COMPLETE RH DOOR HARDWARE KIT	47055
6	8-32 X 1/2 PHIL PAN M/S (fastens male hinges to the corner posts)	47141
7	DOOR	77774
8	DROP PANEL	77730
9	OLD MAID PAN	49100
10	LID LIFT KNOB	47120
11	8-32" X 3/8" PH PAN W/SEMS	42227
12	STRAIN RELIEF SR-7W-2	67060
13*	LEAD-IN CORD 15 AMP PLUG	87085

Cabinet Exterior – Rear View



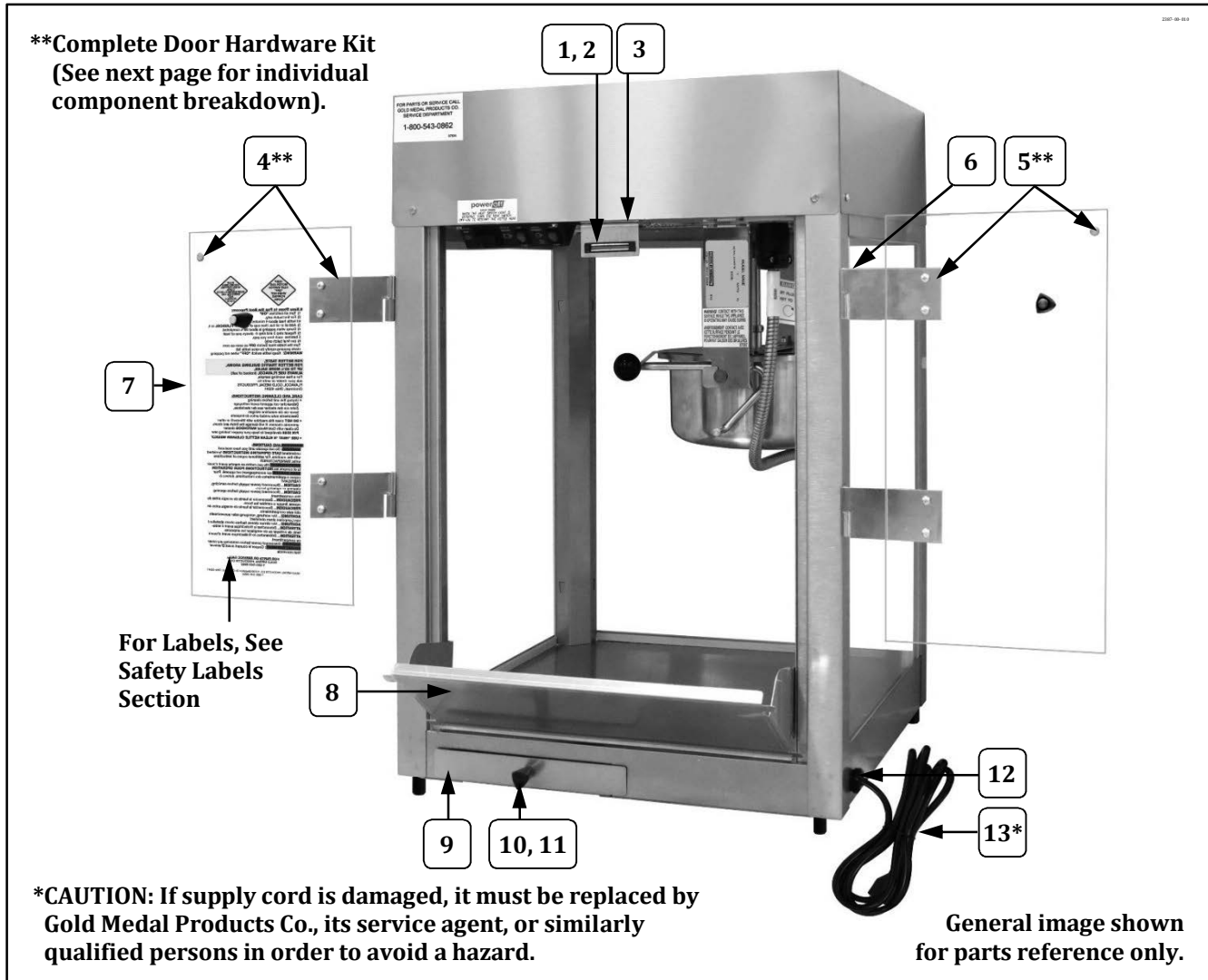
Item	Part Description	Part No.
1	MAGNETIC CATCH	47561
2	MAGNETIC CATCH BRACKET	41340
3	MAGNETIC BRACKET SHIM	38527
4**	COMPLETE LH DOOR HARDWARE KIT	47054
5**	COMPLETE RH DOOR HARDWARE KIT	47055
6	8-32 X 1/2 PHIL PAN M/S (fastens male hinges to the corner posts)	47141
7	DOOR	77774
8	DROP PANEL	77730
9	OLD MAID PAN	49100
10	LID LIFT KNOB	47120
11	8-32" X 3/8" PH PAN W/SEMS	42227
12	STRAIN RELIEF SR-7W-2	67060
13*	LEAD-IN CORD 15 AMP PLUG	87085

Cabinet Exterior – Rear View



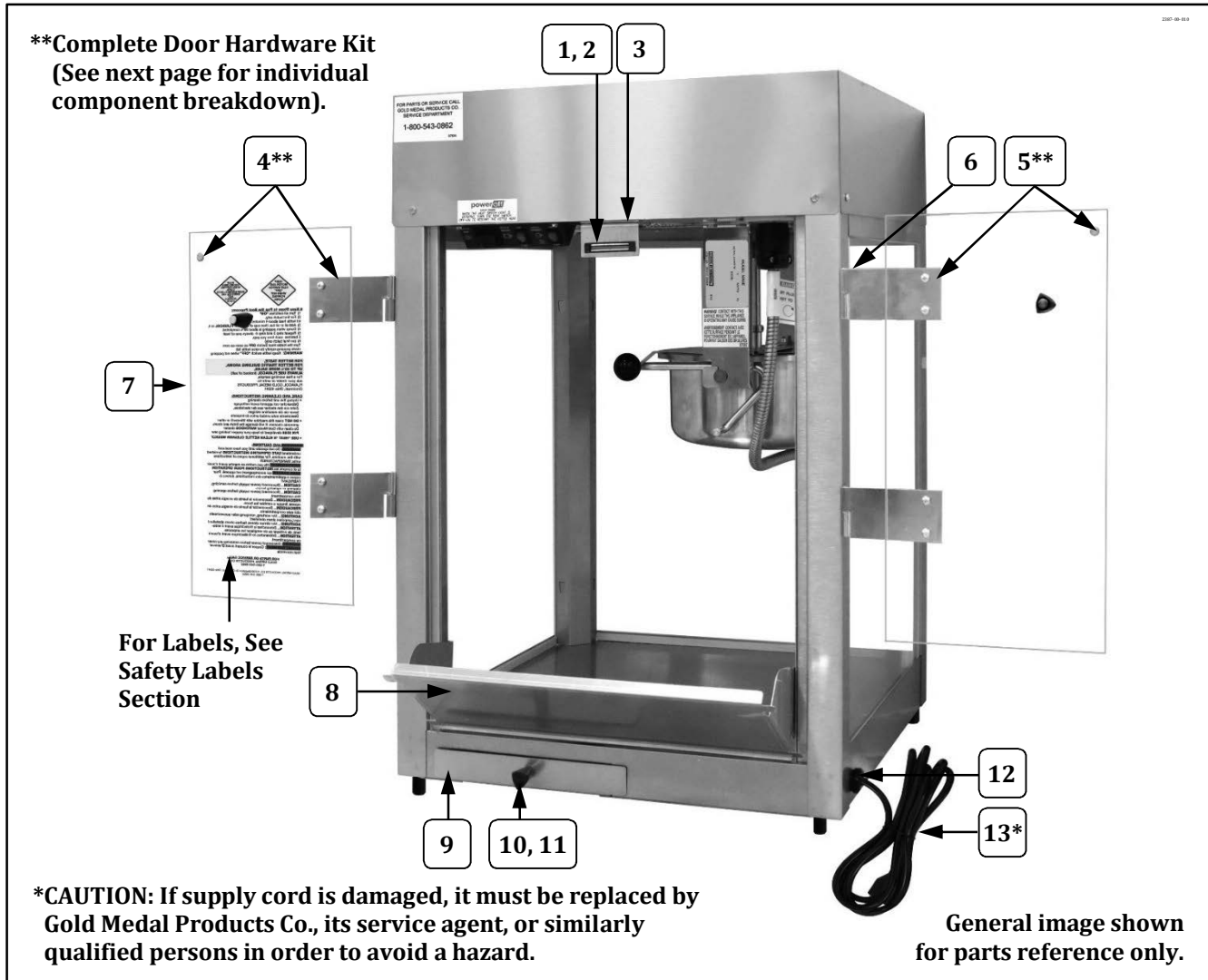
Item	Part Description	Part No.
1	MAGNETIC CATCH	47561
2	MAGNETIC CATCH BRACKET	41340
3	MAGNETIC BRACKET SHIM	38527
4**	COMPLETE LH DOOR HARDWARE KIT	47054
5**	COMPLETE RH DOOR HARDWARE KIT	47055
6	8-32 X 1/2 PHIL PAN M/S (fastens male hinges to the corner posts)	47141
7	DOOR	77774
8	DROP PANEL	77730
9	OLD MAID PAN	49100
10	LID LIFT KNOB	47120
11	8-32" X 3/8" PH PAN W/SEMS	42227
12	STRAIN RELIEF SR-7W-2	67060
13*	LEAD-IN CORD 15 AMP PLUG	87085

Cabinet Exterior – Rear View



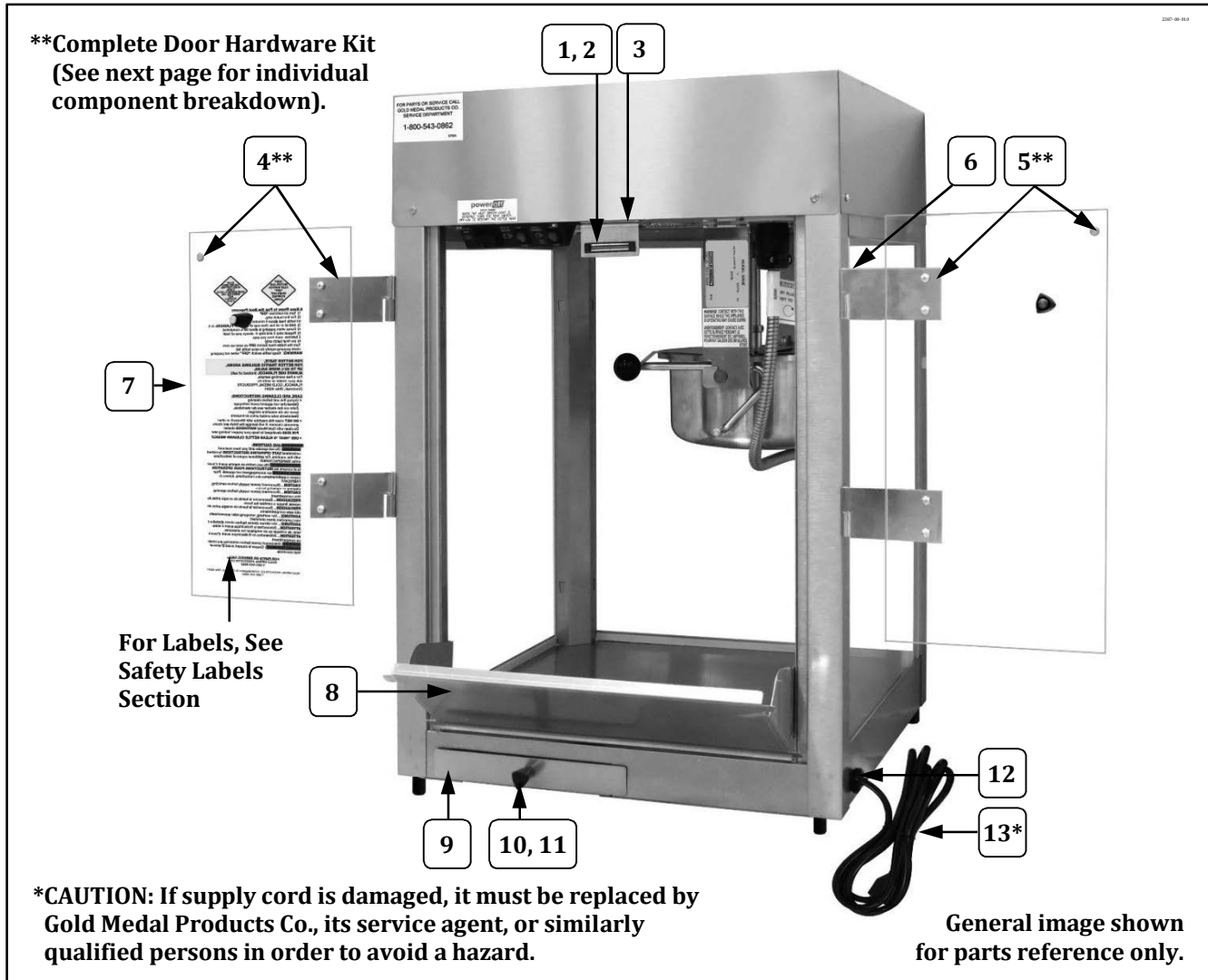
Item	Part Description	Part No.
1	MAGNETIC CATCH	47561
2	MAGNETIC CATCH BRACKET	41340
3	MAGNETIC BRACKET SHIM	38527
4**	COMPLETE LH DOOR HARDWARE KIT	47054
5**	COMPLETE RH DOOR HARDWARE KIT	47055
6	8-32 X 1/2 PHIL PAN M/S (fastens male hinges to the corner posts)	47141
7	DOOR	77774
8	DROP PANEL	77730
9	OLD MAID PAN	49100
10	LID LIFT KNOB	47120
11	8-32" X 3/8" PH PAN W/SEMS	42227
12	STRAIN RELIEF SR-7W-2	67060
13*	LEAD-IN CORD 15 AMP PLUG	87085

Cabinet Exterior – Rear View



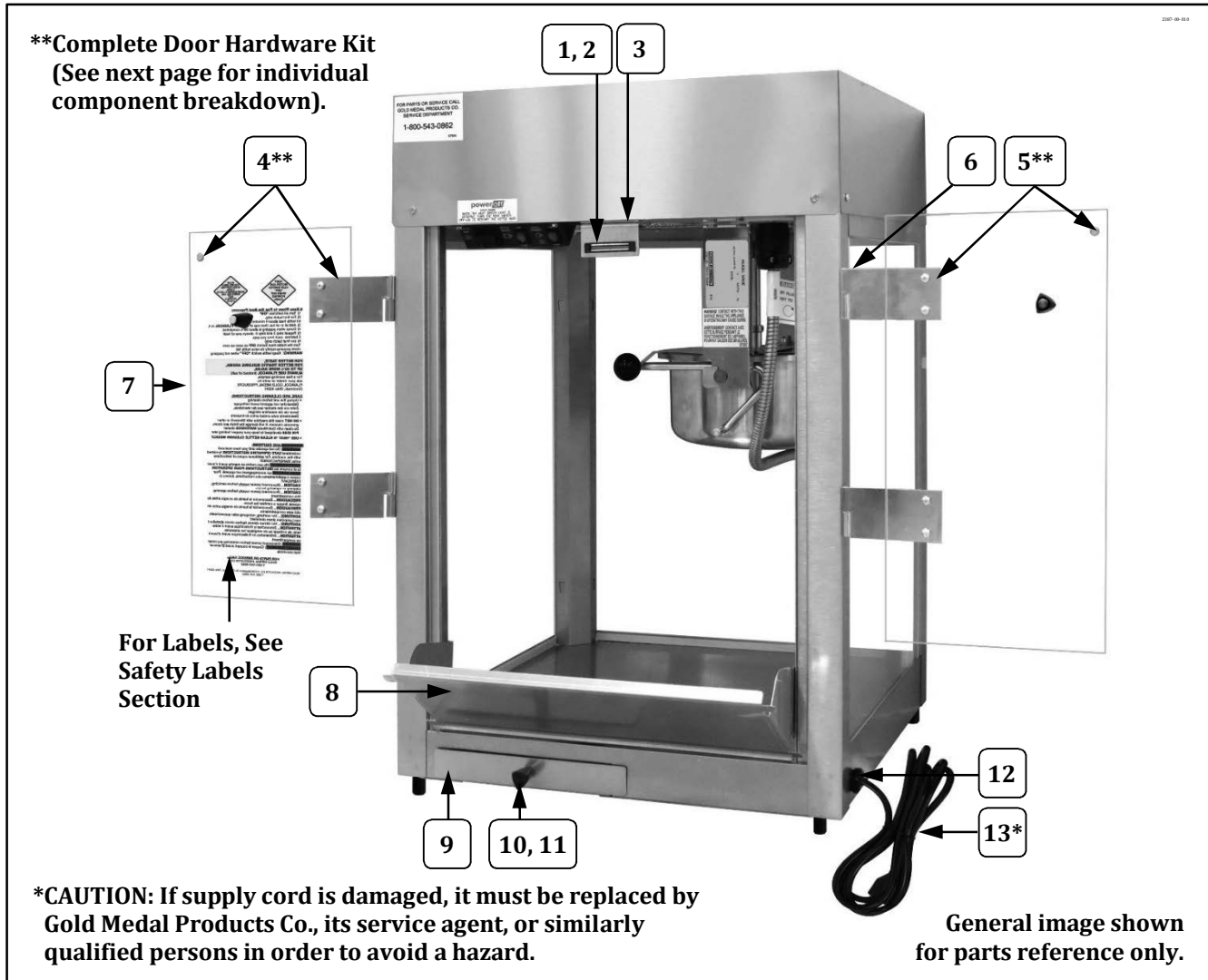
Item	Part Description	Part No.
1	MAGNETIC CATCH	47561
2	MAGNETIC CATCH BRACKET	41340
3	MAGNETIC BRACKET SHIM	38527
4**	COMPLETE LH DOOR HARDWARE KIT	47054
5**	COMPLETE RH DOOR HARDWARE KIT	47055
6	8-32 X 1/2 PHIL PAN M/S (fastens male hinges to the corner posts)	47141
7	DOOR	77774
8	DROP PANEL	77730
9	OLD MAID PAN	49100
10	LID LIFT KNOB	47120
11	8-32" X 3/8" PH PAN W/SEMS	42227
12	STRAIN RELIEF SR-7W-2	67060
13*	LEAD-IN CORD 15 AMP PLUG	87085

Cabinet Exterior – Rear View



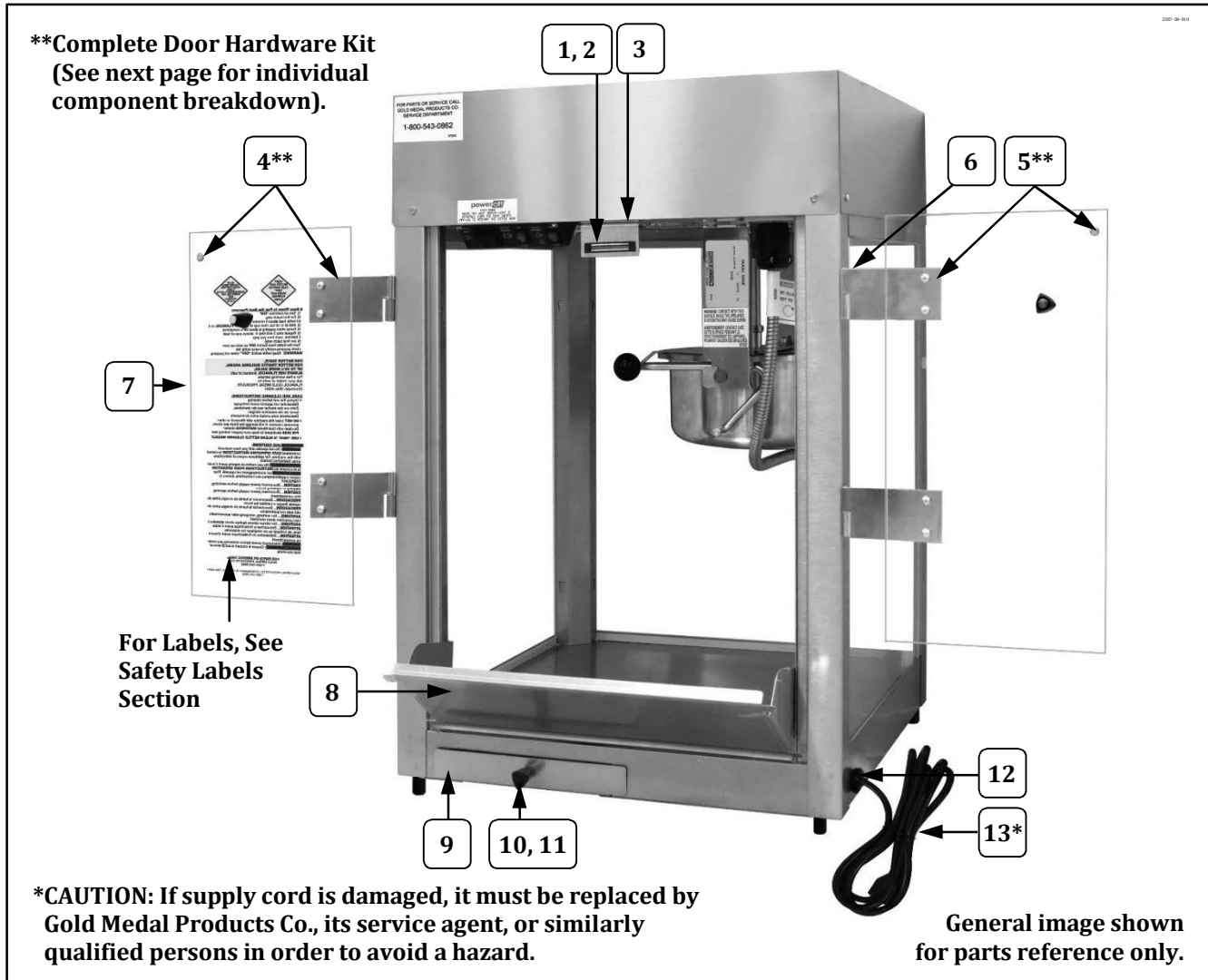
Item	Part Description	Part No.
1	MAGNETIC CATCH	47561
2	MAGNETIC CATCH BRACKET	41340
3	MAGNETIC BRACKET SHIM	38527
4**	COMPLETE LH DOOR HARDWARE KIT	47054
5**	COMPLETE RH DOOR HARDWARE KIT	47055
6	8-32 X 1/2 PHIL PAN M/S (fastens male hinges to the corner posts)	47141
7	DOOR	77774
8	DROP PANEL	77730
9	OLD MAID PAN	49100
10	LID LIFT KNOB	47120
11	8-32" X 3/8" PH PAN W/SEMS	42227
12	STRAIN RELIEF SR-7W-2	67060
13*	LEAD-IN CORD 15 AMP PLUG	87085

Cabinet Exterior – Rear View



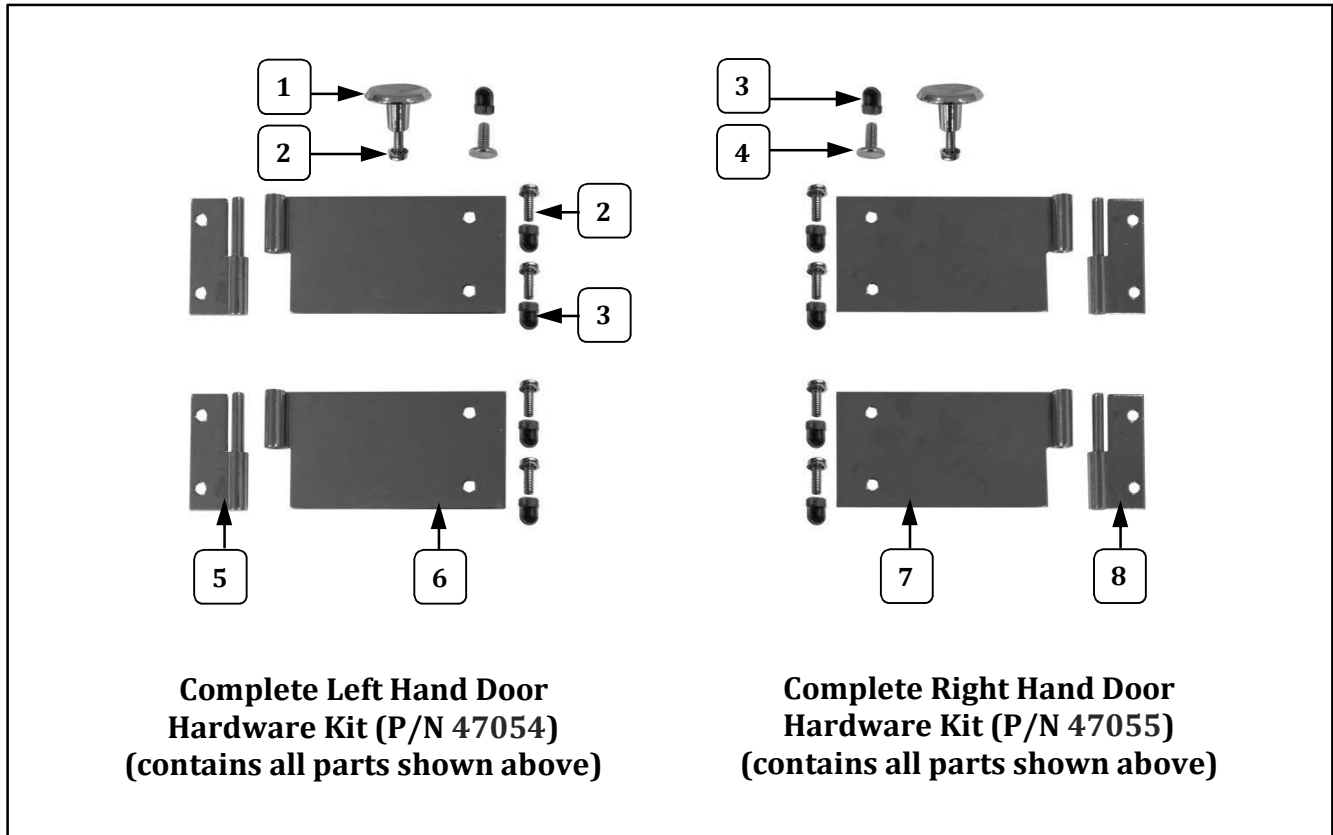
Item	Part Description	Part No.
1	MAGNETIC CATCH	47561
2	MAGNETIC CATCH BRACKET	41340
3	MAGNETIC BRACKET SHIM	38527
4**	COMPLETE LH DOOR HARDWARE KIT	47054
5**	COMPLETE RH DOOR HARDWARE KIT	47055
6	8-32 X 1/2 PHIL PAN M/S (fastens male hinges to the corner posts)	47141
7	DOOR	77774
8	DROP PANEL	77730
9	OLD MAID PAN	49100
10	LID LIFT KNOB	47120
11	8-32" X 3/8" PH PAN W/SEMS	42227
12	STRAIN RELIEF SR-7W-2	67060
13*	LEAD-IN CORD 15 AMP PLUG	87085

Cabinet Exterior – Rear View



Item	Part Description	Part No.
1	MAGNETIC CATCH	47561
2	MAGNETIC CATCH BRACKET	41340
3	MAGNETIC BRACKET SHIM	38527
4**	COMPLETE LH DOOR HARDWARE KIT	47054
5**	COMPLETE RH DOOR HARDWARE KIT	47055
6	8-32 X 1/2 PHIL PAN M/S (fastens male hinges to the corner posts)	47141
7	DOOR	77774
8	DROP PANEL	77730
9	OLD MAID PAN	49100
10	LID LIFT KNOB	47120
11	8-32" X 3/8" PH PAN W/SEMS	42227
12	STRAIN RELIEF SR-7W-2	67060
13*	LEAD-IN CORD 15 AMP PLUG	87085

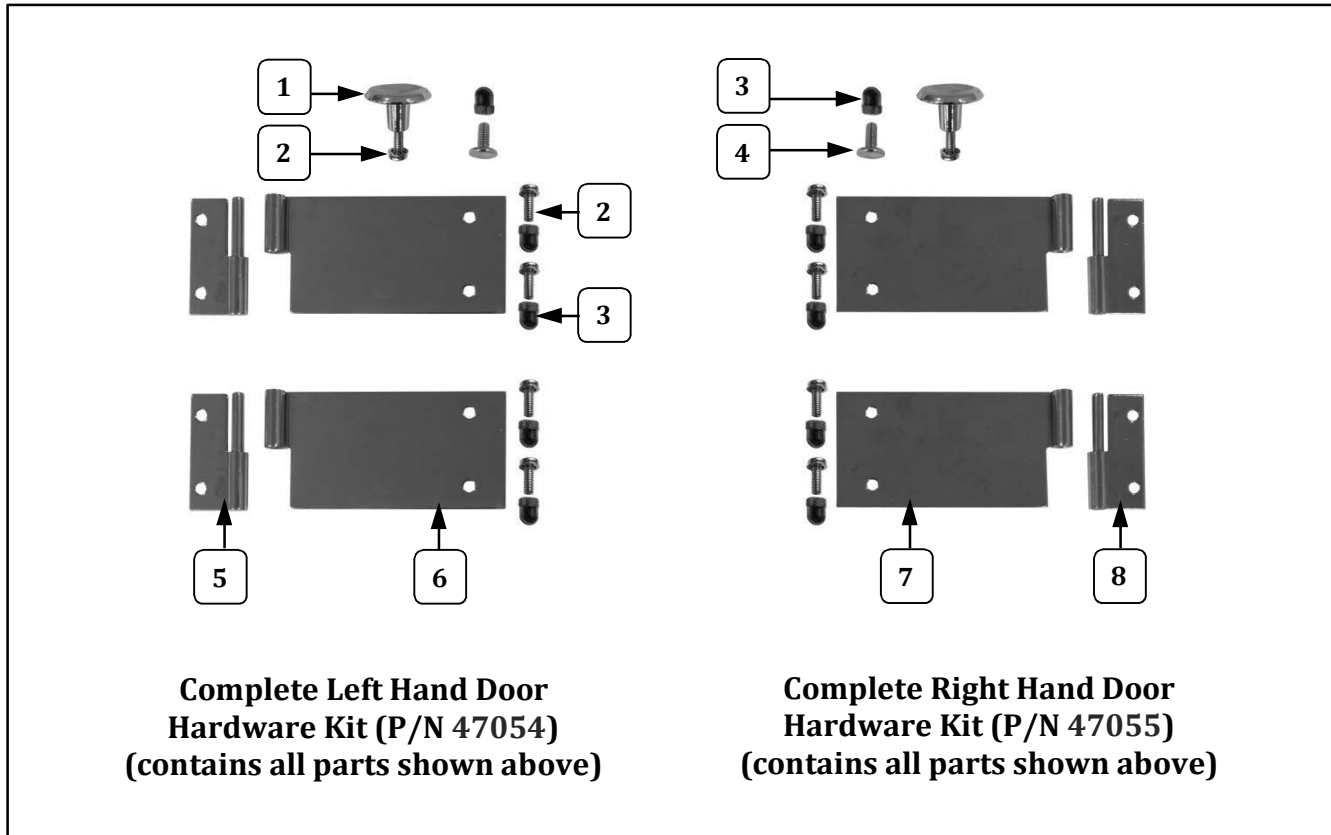
Door Hardware Kits – Individual Component Breakdown



Item	Part Description	Part Number	
		47054	47055
1	DOOR KNOB	41013	41013
2	8-32 X 1/2 SCREWS PH PAN W/SEMS	47124	47124
3	ACORN NUT #8-32	47702	47702
4	TEE BOLT	75267	75267
5	MALE HINGE SHORT LEFT	41349	
6	FEMALE HINGE LONG LEFT	41352	
7	FEMALE HINGE LONG RIGHT		41351
8	MALE HINGE SHORT RIGHT		41350



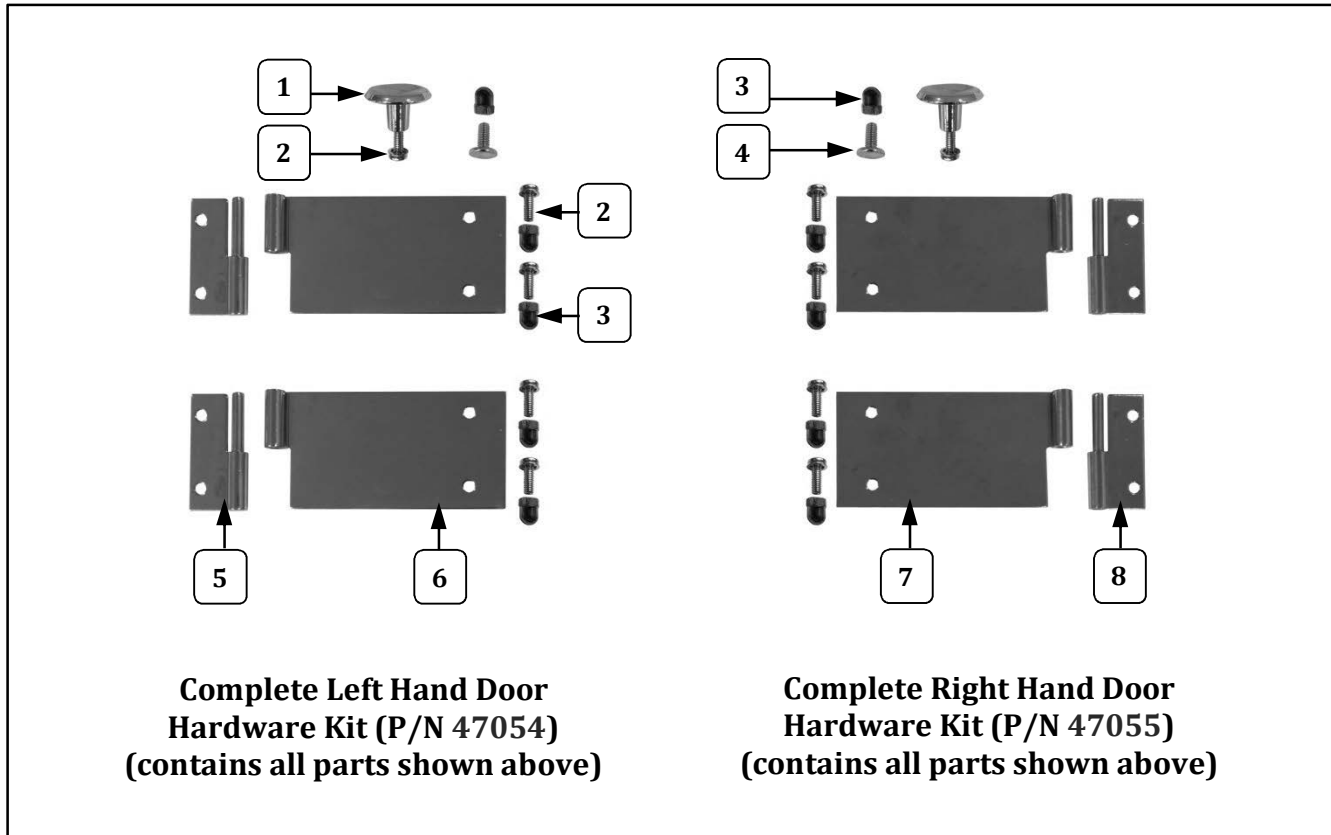
Door Hardware Kits – Individual Component Breakdown



Item	Part Description	Part Number	
		47054	47055
1	DOOR KNOB	41013	41013
2	8-32 X 1/2 SCREWS PH PAN W/SEMS	47124	47124
3	ACORN NUT #8-32	47702	47702
4	TEE BOLT	75267	75267
5	MALE HINGE SHORT LEFT	41349	
6	FEMALE HINGE LONG LEFT	41352	
7	FEMALE HINGE LONG RIGHT		41351
8	MALE HINGE SHORT RIGHT		41350

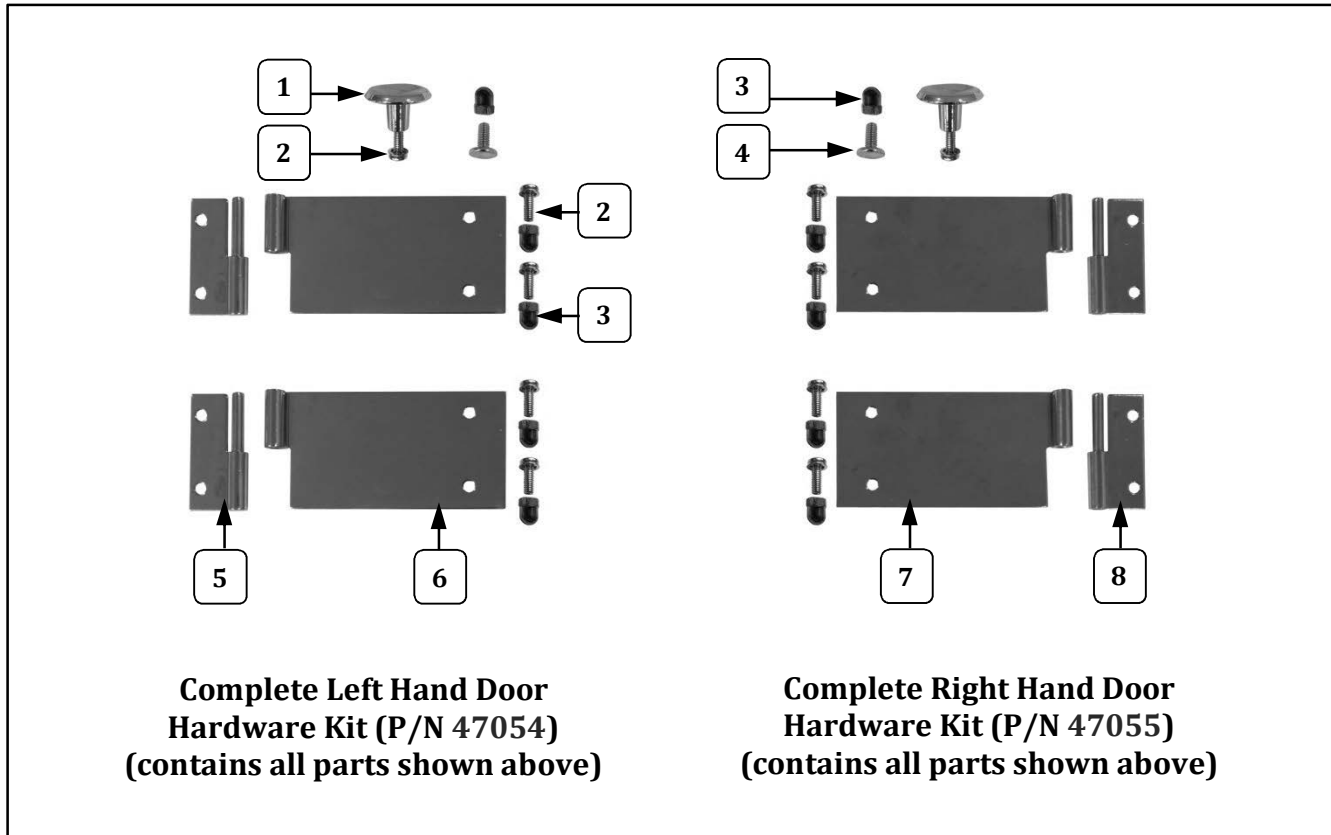


Door Hardware Kits – Individual Component Breakdown



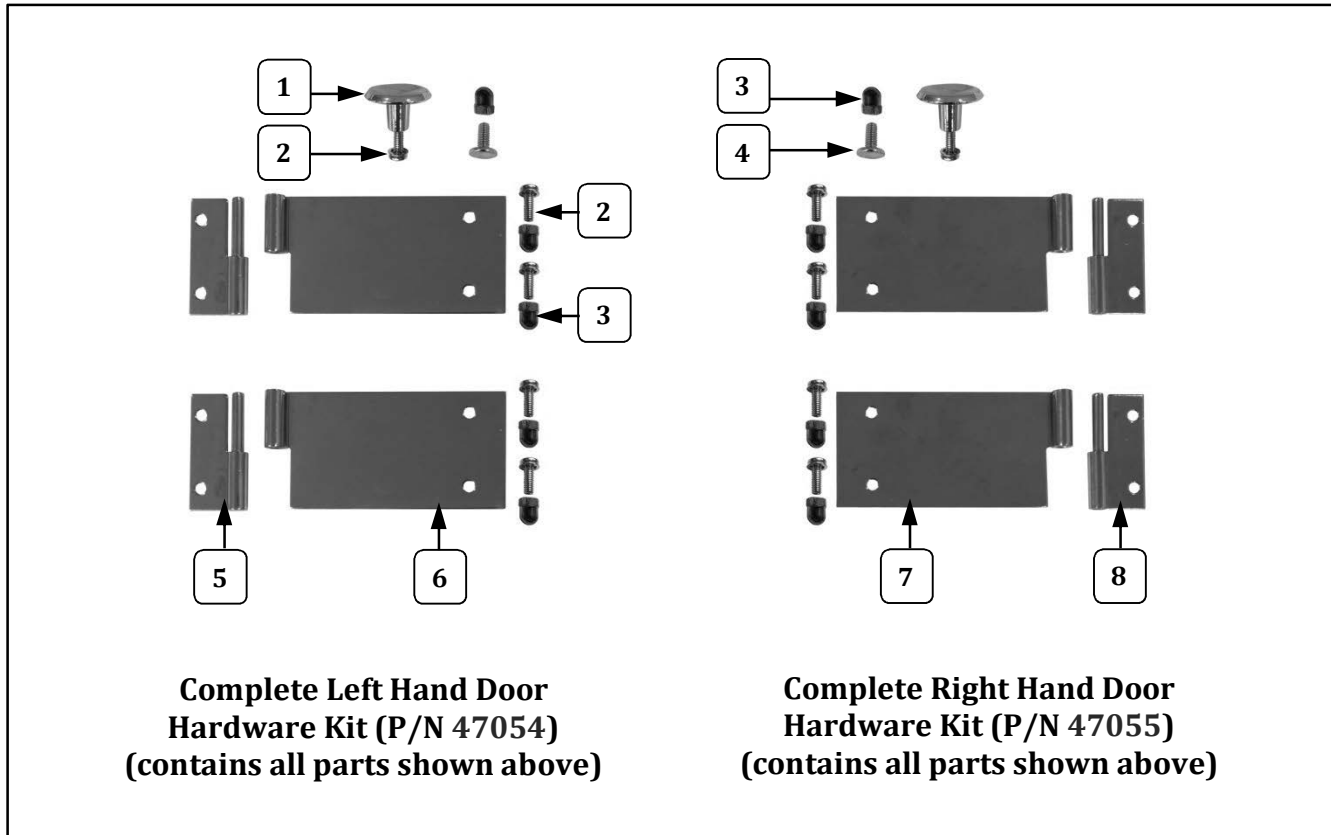
Item	Part Description	Part Number	
		47054	47055
1	DOOR KNOB	41013	41013
2	8-32 X 1/2 SCREWS PH PAN W/SEMS	47124	47124
3	ACORN NUT #8-32	47702	47702
4	TEE BOLT	75267	75267
5	MALE HINGE SHORT LEFT	41349	
6	FEMALE HINGE LONG LEFT	41352	
7	FEMALE HINGE LONG RIGHT		41351
8	MALE HINGE SHORT RIGHT		41350

Door Hardware Kits – Individual Component Breakdown



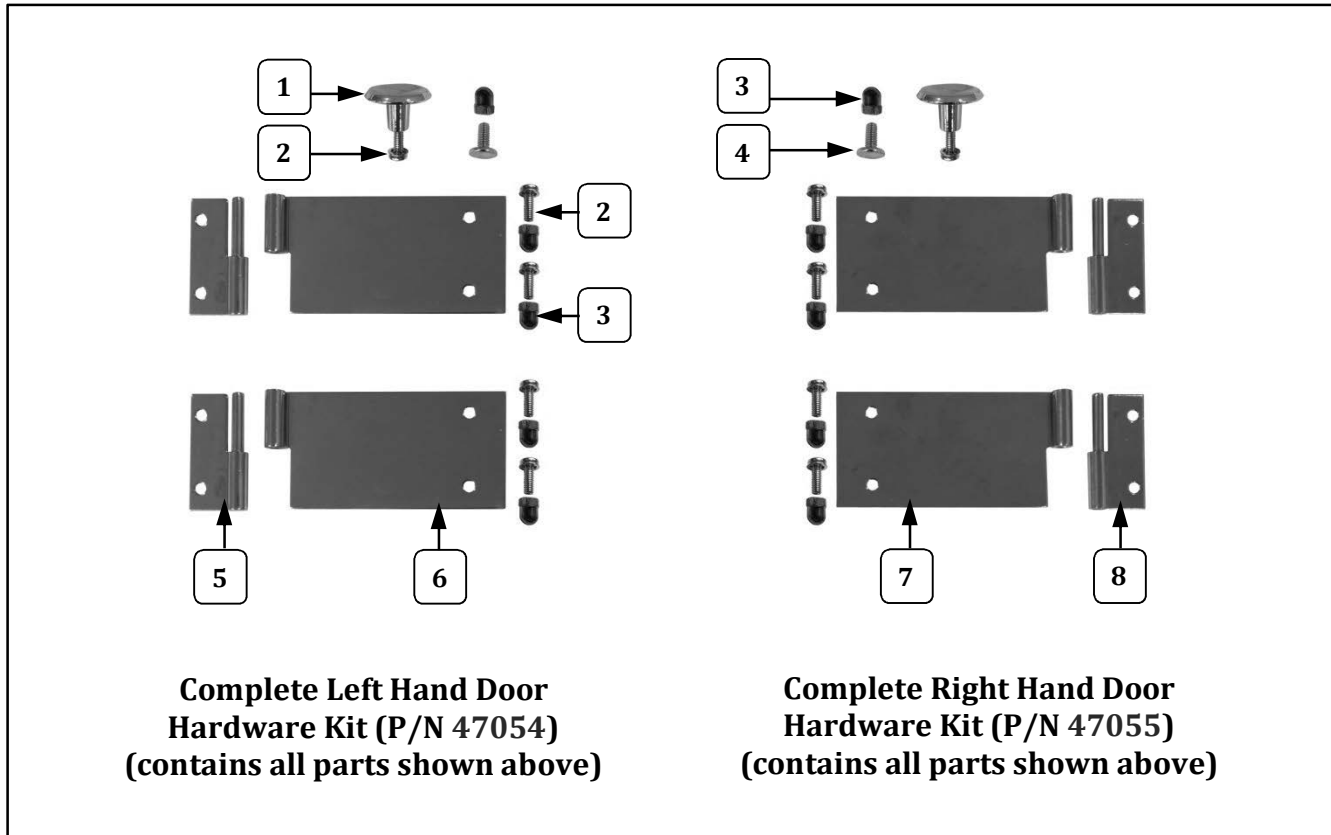
Item	Part Description	Part Number	
		47054	47055
1	DOOR KNOB	41013	41013
2	8-32 X 1/2 SCREWS PH PAN W/SEMS	47124	47124
3	ACORN NUT #8-32	47702	47702
4	TEE BOLT	75267	75267
5	MALE HINGE SHORT LEFT	41349	
6	FEMALE HINGE LONG LEFT	41352	
7	FEMALE HINGE LONG RIGHT		41351
8	MALE HINGE SHORT RIGHT		41350

Door Hardware Kits – Individual Component Breakdown



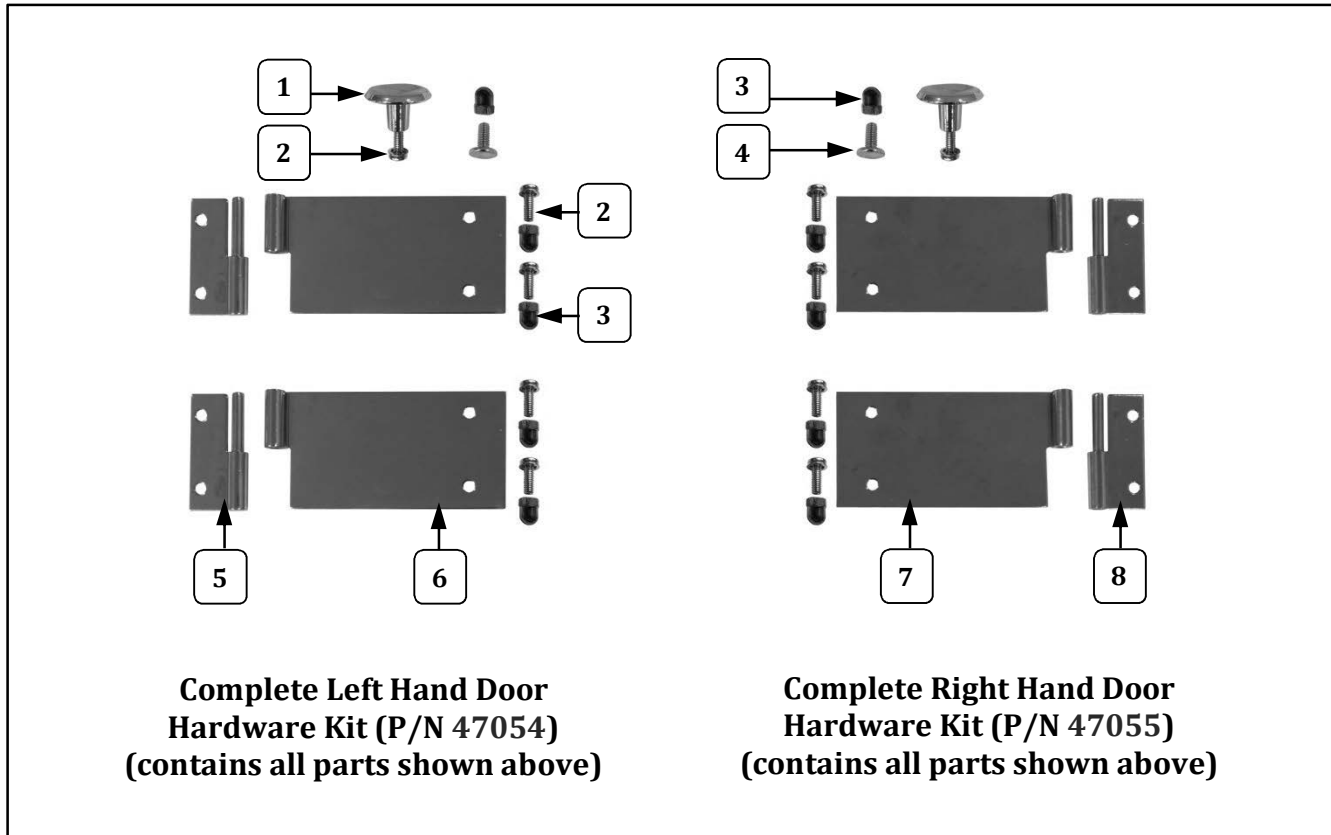
Item	Part Description	Part Number	
		47054	47055
1	DOOR KNOB	41013	41013
2	8-32 X 1/2 SCREWS PH PAN W/SEMS	47124	47124
3	ACORN NUT #8-32	47702	47702
4	TEE BOLT	75267	75267
5	MALE HINGE SHORT LEFT	41349	
6	FEMALE HINGE LONG LEFT	41352	
7	FEMALE HINGE LONG RIGHT		41351
8	MALE HINGE SHORT RIGHT		41350

Door Hardware Kits – Individual Component Breakdown



Item	Part Description	Part Number	
		47054	47055
1	DOOR KNOB	41013	41013
2	8-32 X 1/2 SCREWS PH PAN W/SEMS	47124	47124
3	ACORN NUT #8-32	47702	47702
4	TEE BOLT	75267	75267
5	MALE HINGE SHORT LEFT	41349	
6	FEMALE HINGE LONG LEFT	41352	
7	FEMALE HINGE LONG RIGHT		41351
8	MALE HINGE SHORT RIGHT		41350

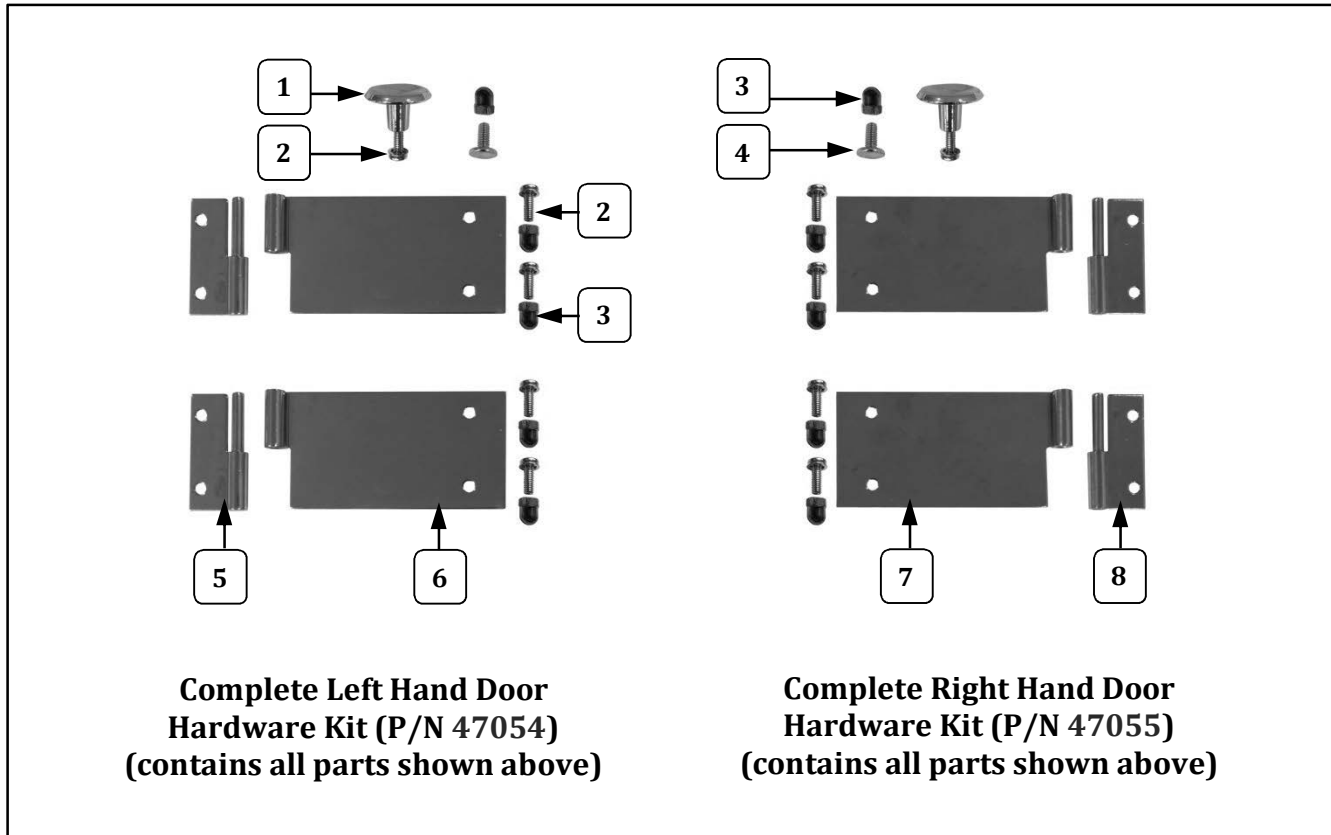
Door Hardware Kits – Individual Component Breakdown



Item	Part Description	Part Number	
		47054	47055
1	DOOR KNOB	41013	41013
2	8-32 X 1/2 SCREWS PH PAN W/SEMS	47124	47124
3	ACORN NUT #8-32	47702	47702
4	TEE BOLT	75267	75267
5	MALE HINGE SHORT LEFT	41349	
6	FEMALE HINGE LONG LEFT	41352	
7	FEMALE HINGE LONG RIGHT		41351
8	MALE HINGE SHORT RIGHT		41350

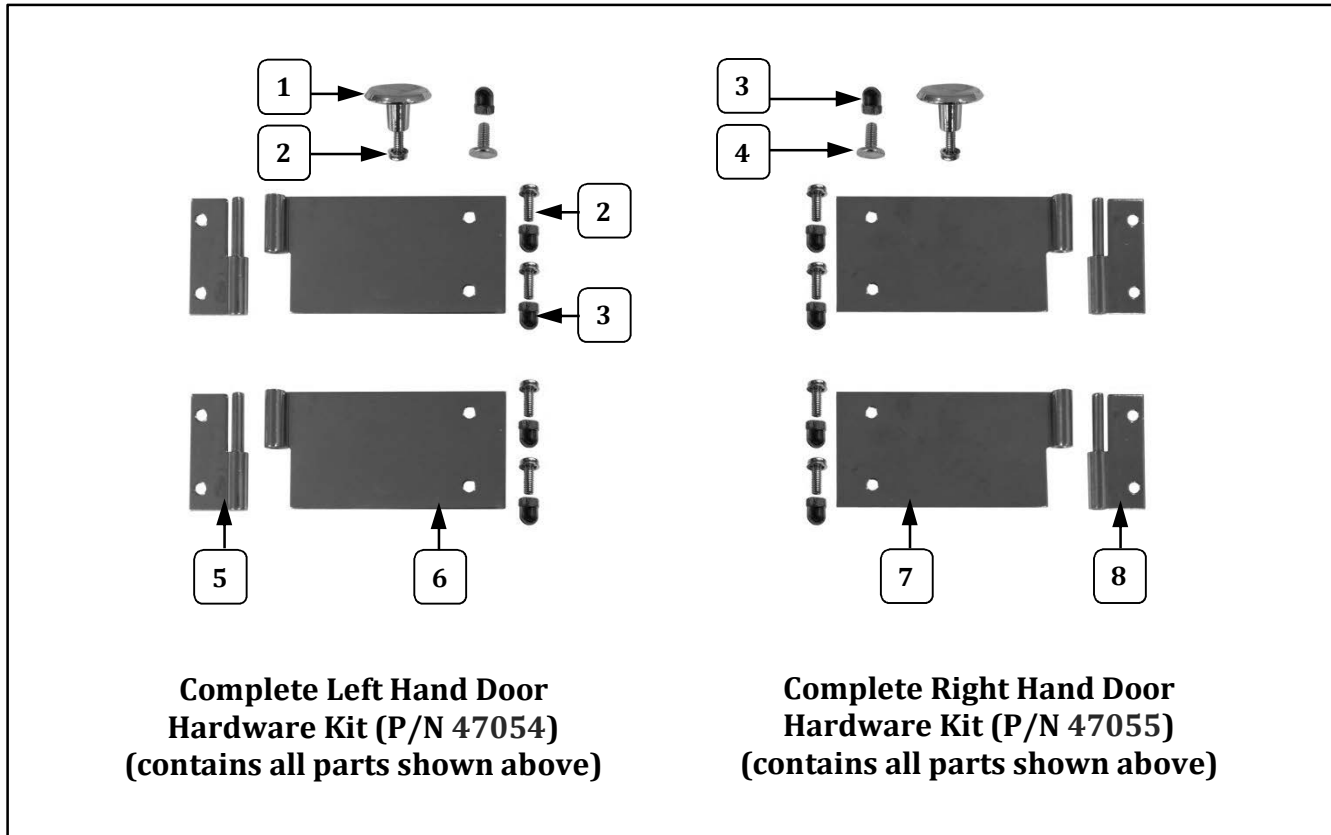


Door Hardware Kits – Individual Component Breakdown



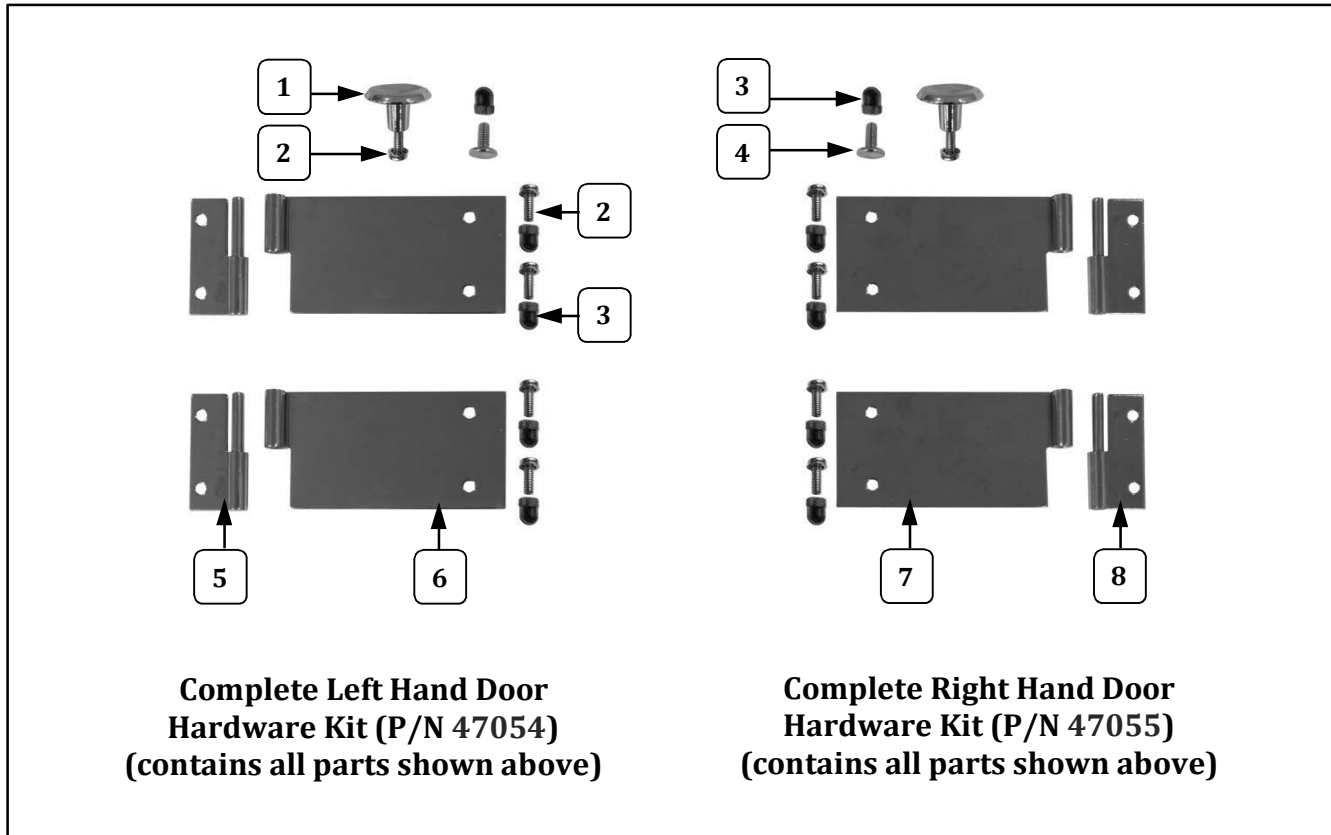
Item	Part Description	Part Number	
		47054	47055
1	DOOR KNOB	41013	41013
2	8-32 X 1/2 SCREWS PH PAN W/SEMS	47124	47124
3	ACORN NUT #8-32	47702	47702
4	TEE BOLT	75267	75267
5	MALE HINGE SHORT LEFT	41349	
6	FEMALE HINGE LONG LEFT	41352	
7	FEMALE HINGE LONG RIGHT		41351
8	MALE HINGE SHORT RIGHT		41350

Door Hardware Kits – Individual Component Breakdown



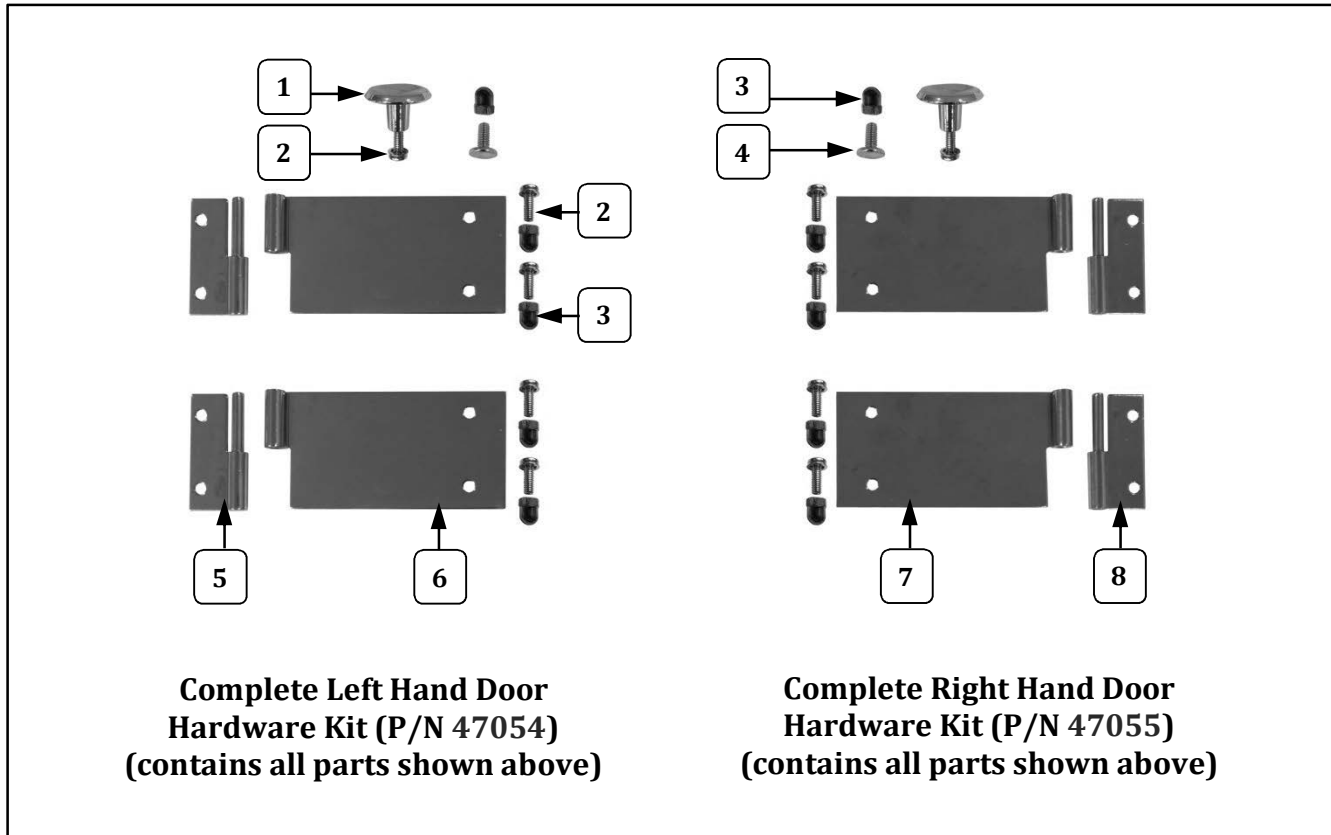
Item	Part Description	Part Number	
		47054	47055
1	DOOR KNOB	41013	41013
2	8-32 X 1/2 SCREWS PH PAN W/SEMS	47124	47124
3	ACORN NUT #8-32	47702	47702
4	TEE BOLT	75267	75267
5	MALE HINGE SHORT LEFT	41349	
6	FEMALE HINGE LONG LEFT	41352	
7	FEMALE HINGE LONG RIGHT		41351
8	MALE HINGE SHORT RIGHT		41350

Door Hardware Kits – Individual Component Breakdown



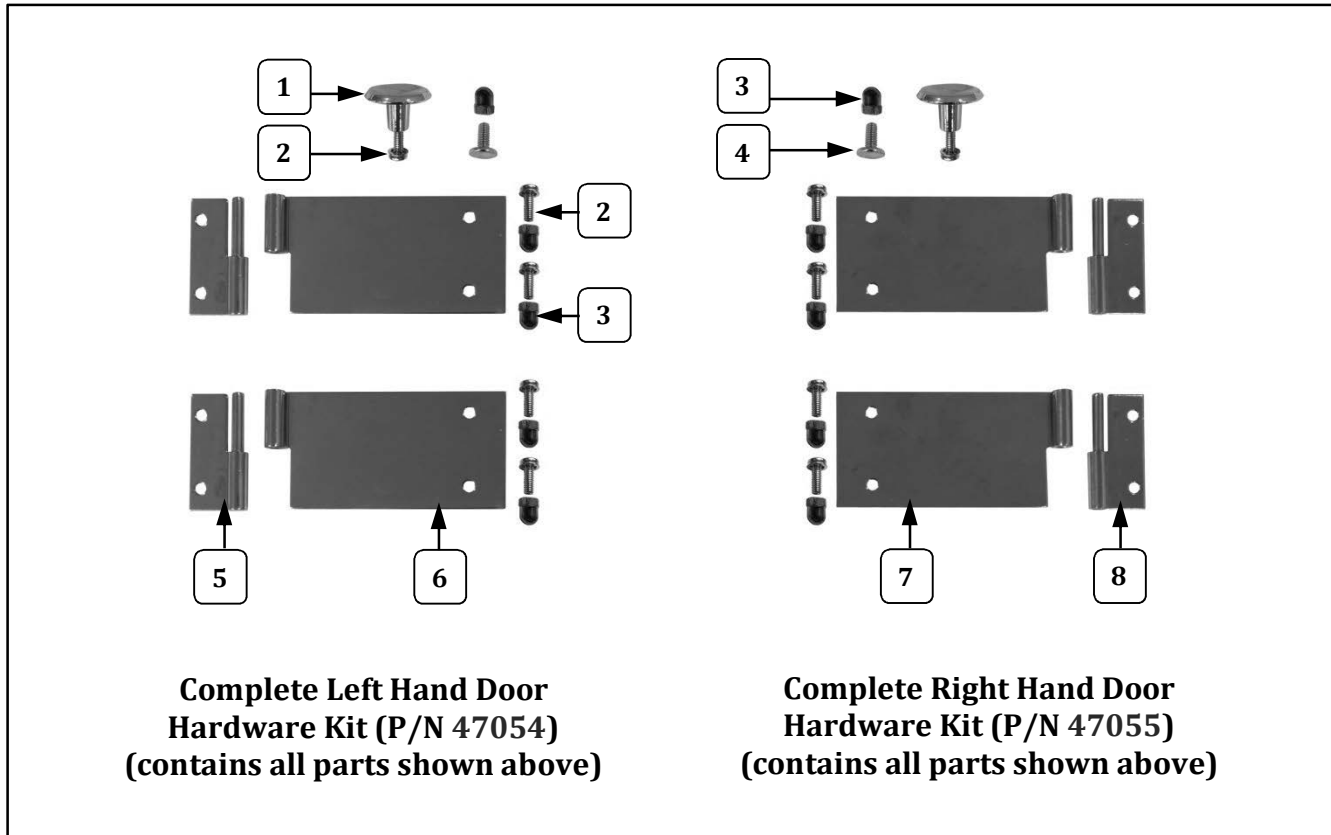
Item	Part Description	Part Number	
		47054	47055
1	DOOR KNOB	41013	41013
2	8-32 X 1/2 SCREWS PH PAN W/SEMS	47124	47124
3	ACORN NUT #8-32	47702	47702
4	TEE BOLT	75267	75267
5	MALE HINGE SHORT LEFT	41349	
6	FEMALE HINGE LONG LEFT	41352	
7	FEMALE HINGE LONG RIGHT		41351
8	MALE HINGE SHORT RIGHT		41350

Door Hardware Kits – Individual Component Breakdown



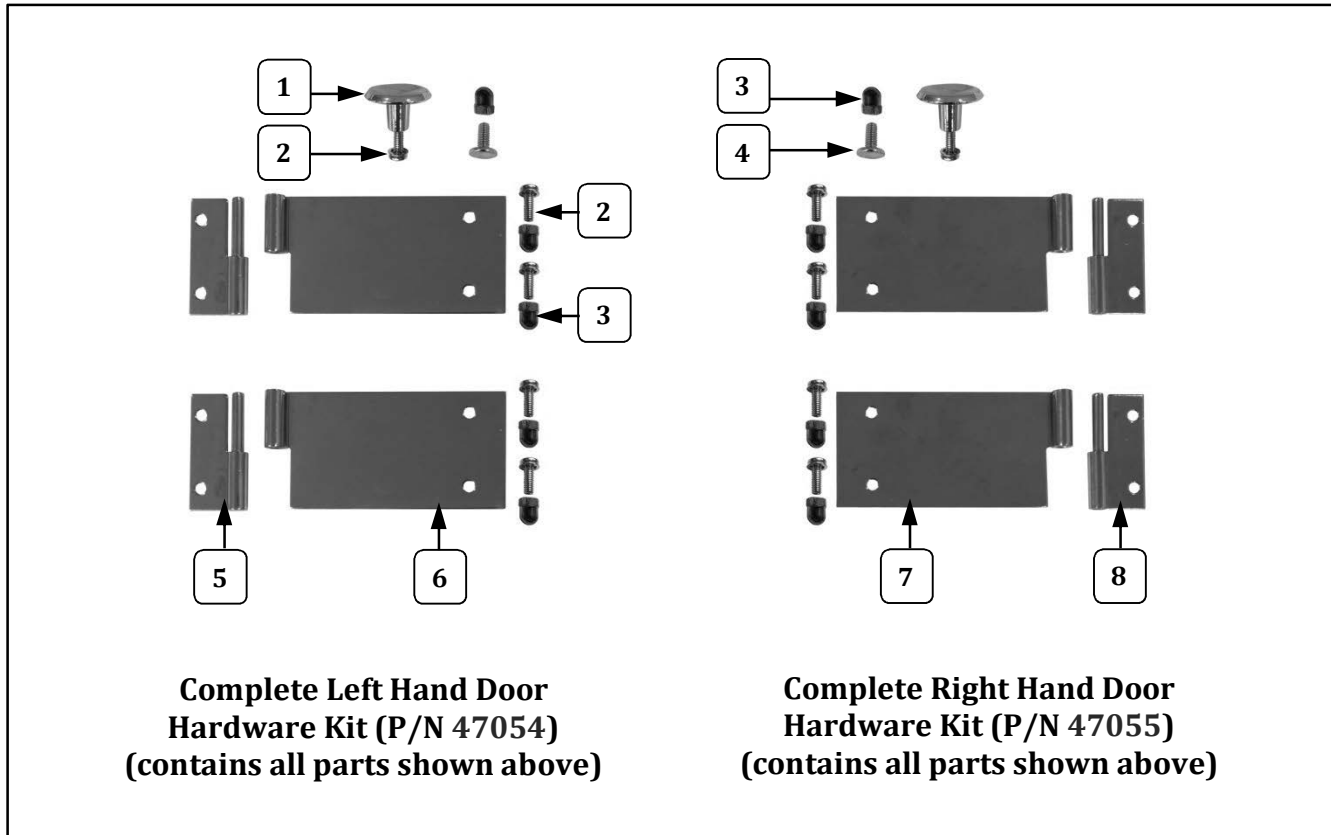
Item	Part Description	Part Number	
		47054	47055
1	DOOR KNOB	41013	41013
2	8-32 X 1/2 SCREWS PH PAN W/SEMS	47124	47124
3	ACORN NUT #8-32	47702	47702
4	TEE BOLT	75267	75267
5	MALE HINGE SHORT LEFT	41349	
6	FEMALE HINGE LONG LEFT	41352	
7	FEMALE HINGE LONG RIGHT		41351
8	MALE HINGE SHORT RIGHT		41350

Door Hardware Kits – Individual Component Breakdown



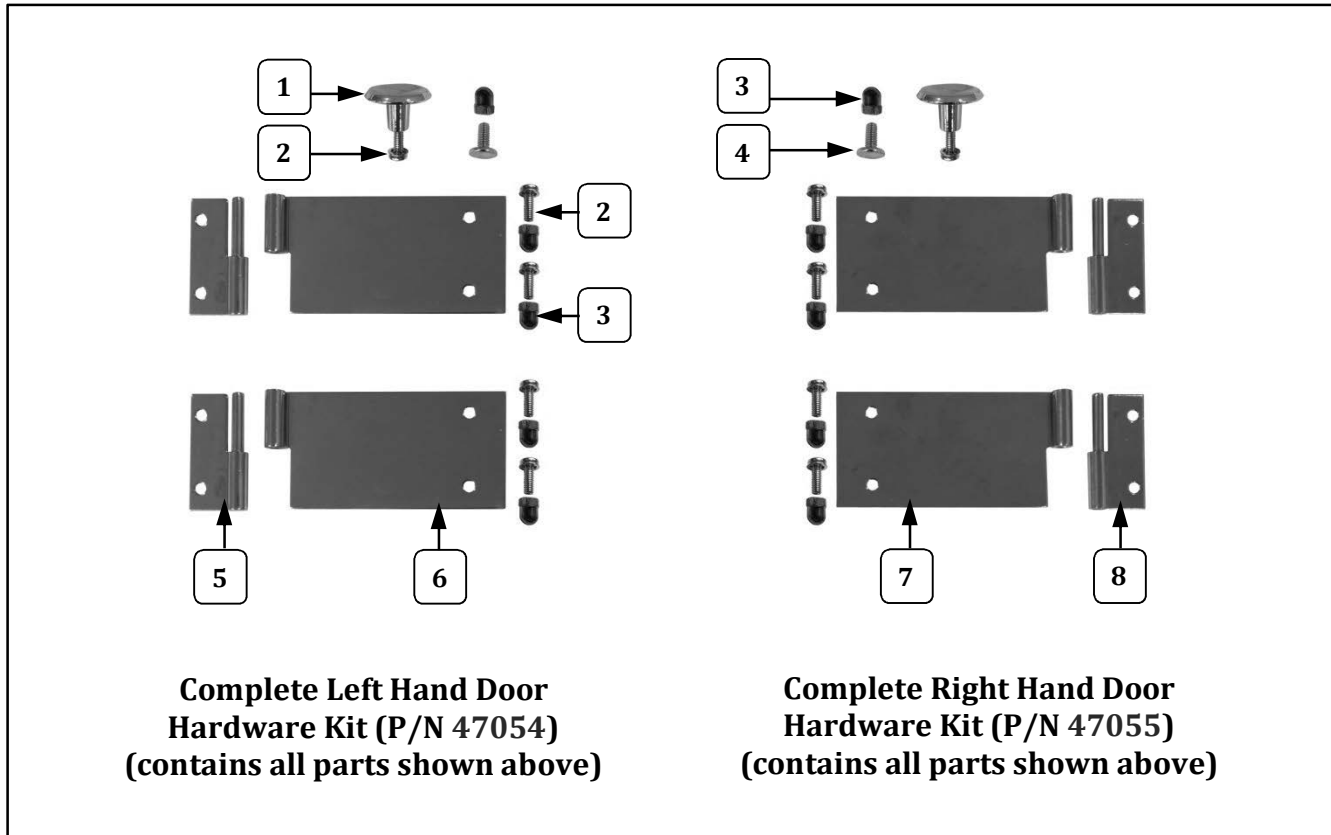
Item	Part Description	Part Number	
		47054	47055
1	DOOR KNOB	41013	41013
2	8-32 X 1/2 SCREWS PH PAN W/SEMS	47124	47124
3	ACORN NUT #8-32	47702	47702
4	TEE BOLT	75267	75267
5	MALE HINGE SHORT LEFT	41349	
6	FEMALE HINGE LONG LEFT	41352	
7	FEMALE HINGE LONG RIGHT		41351
8	MALE HINGE SHORT RIGHT		41350

Door Hardware Kits – Individual Component Breakdown



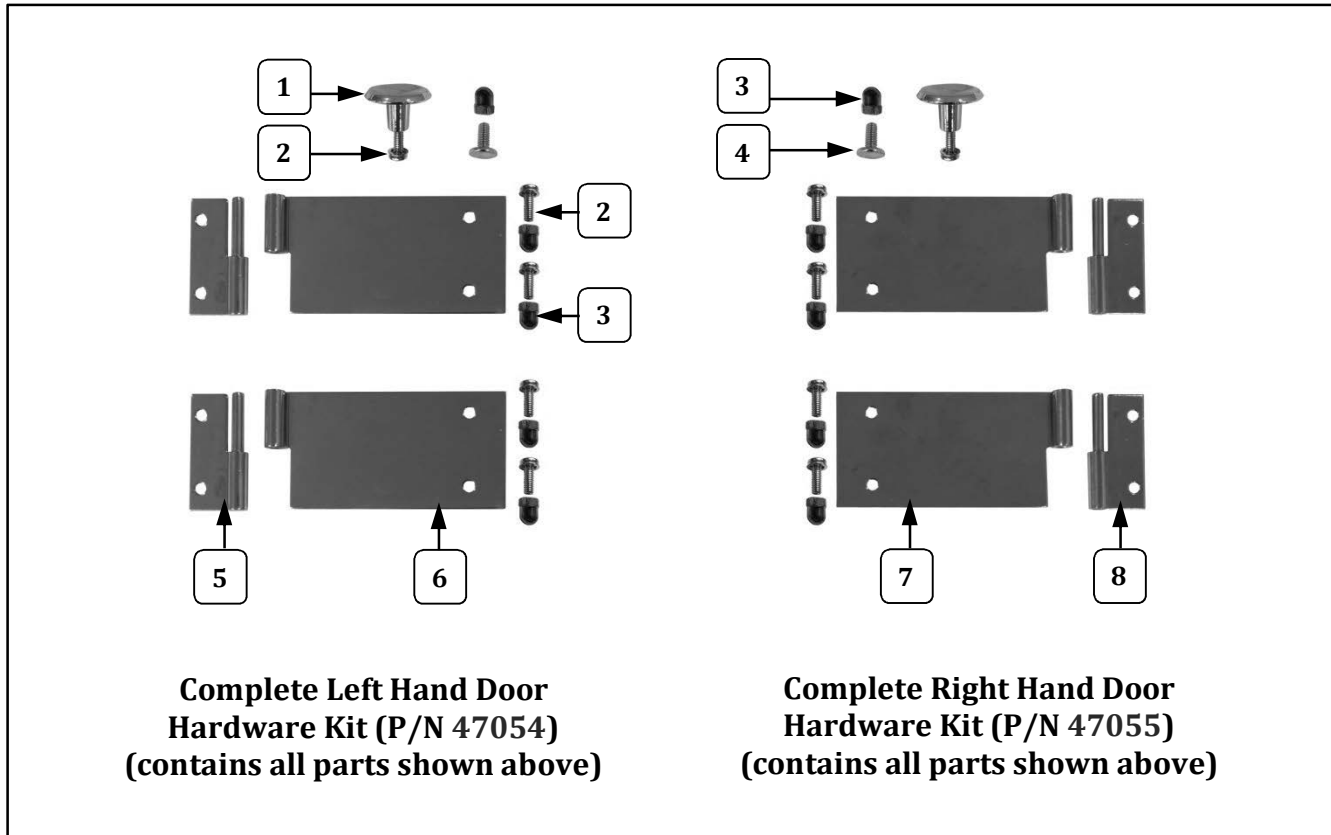
Item	Part Description	Part Number	
		47054	47055
1	DOOR KNOB	41013	41013
2	8-32 X 1/2 SCREWS PH PAN W/SEMS	47124	47124
3	ACORN NUT #8-32	47702	47702
4	TEE BOLT	75267	75267
5	MALE HINGE SHORT LEFT	41349	
6	FEMALE HINGE LONG LEFT	41352	
7	FEMALE HINGE LONG RIGHT		41351
8	MALE HINGE SHORT RIGHT		41350

Door Hardware Kits – Individual Component Breakdown



Item	Part Description	Part Number	
		47054	47055
1	DOOR KNOB	41013	41013
2	8-32 X 1/2 SCREWS PH PAN W/SEMS	47124	47124
3	ACORN NUT #8-32	47702	47702
4	TEE BOLT	75267	75267
5	MALE HINGE SHORT LEFT	41349	
6	FEMALE HINGE LONG LEFT	41352	
7	FEMALE HINGE LONG RIGHT		41351
8	MALE HINGE SHORT RIGHT		41350

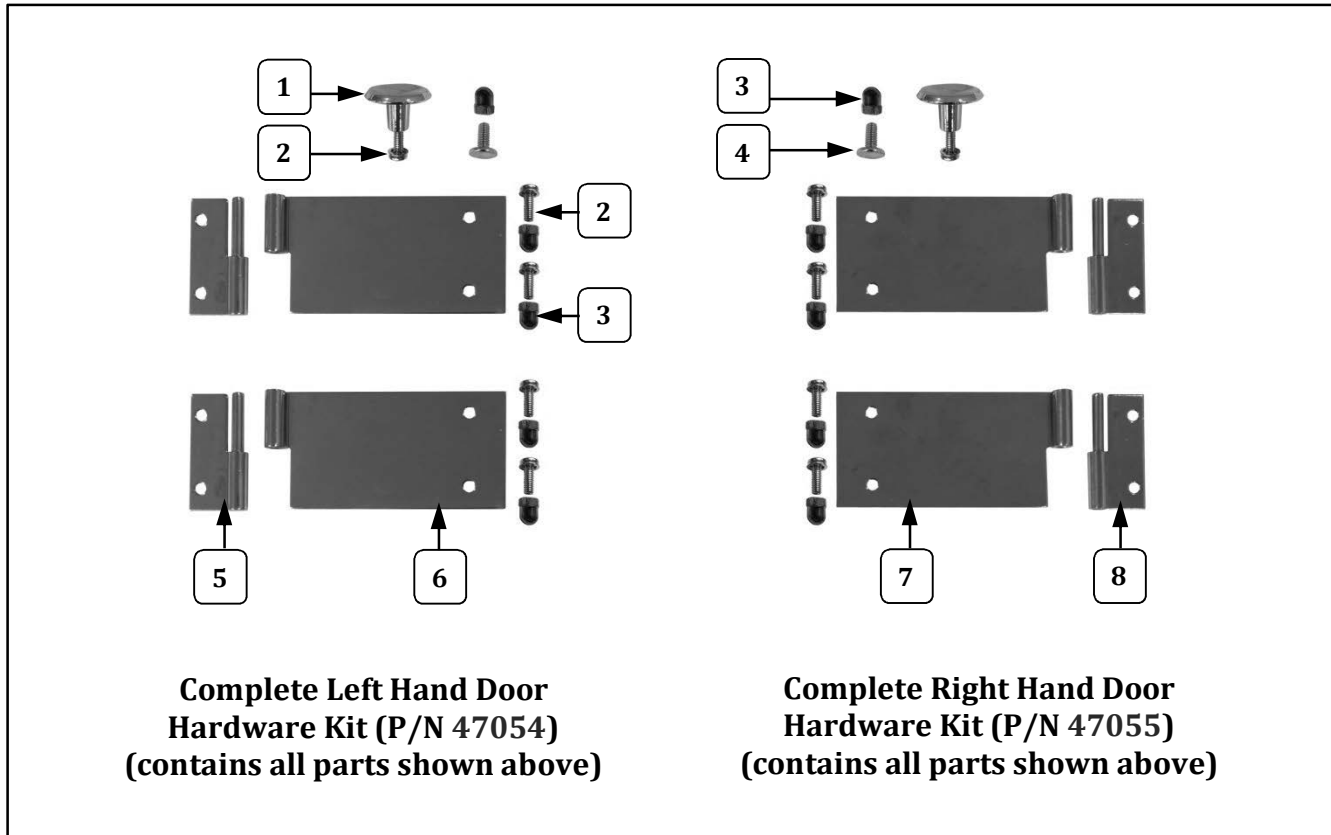
Door Hardware Kits – Individual Component Breakdown



Item	Part Description	Part Number	
		47054	47055
1	DOOR KNOB	41013	41013
2	8-32 X 1/2 SCREWS PH PAN W/SEMS	47124	47124
3	ACORN NUT #8-32	47702	47702
4	TEE BOLT	75267	75267
5	MALE HINGE SHORT LEFT	41349	
6	FEMALE HINGE LONG LEFT	41352	
7	FEMALE HINGE LONG RIGHT		41351
8	MALE HINGE SHORT RIGHT		41350

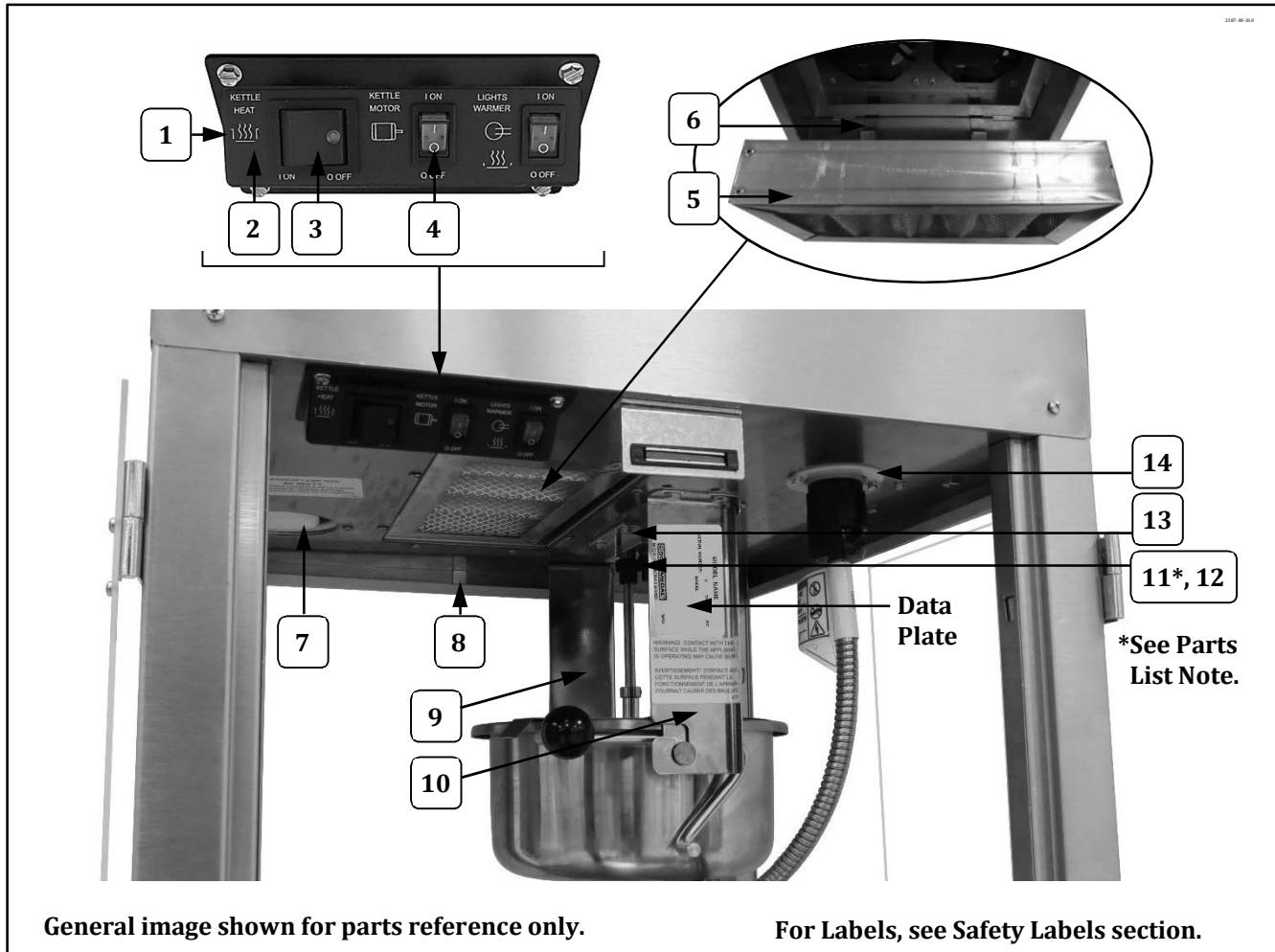


Door Hardware Kits – Individual Component Breakdown



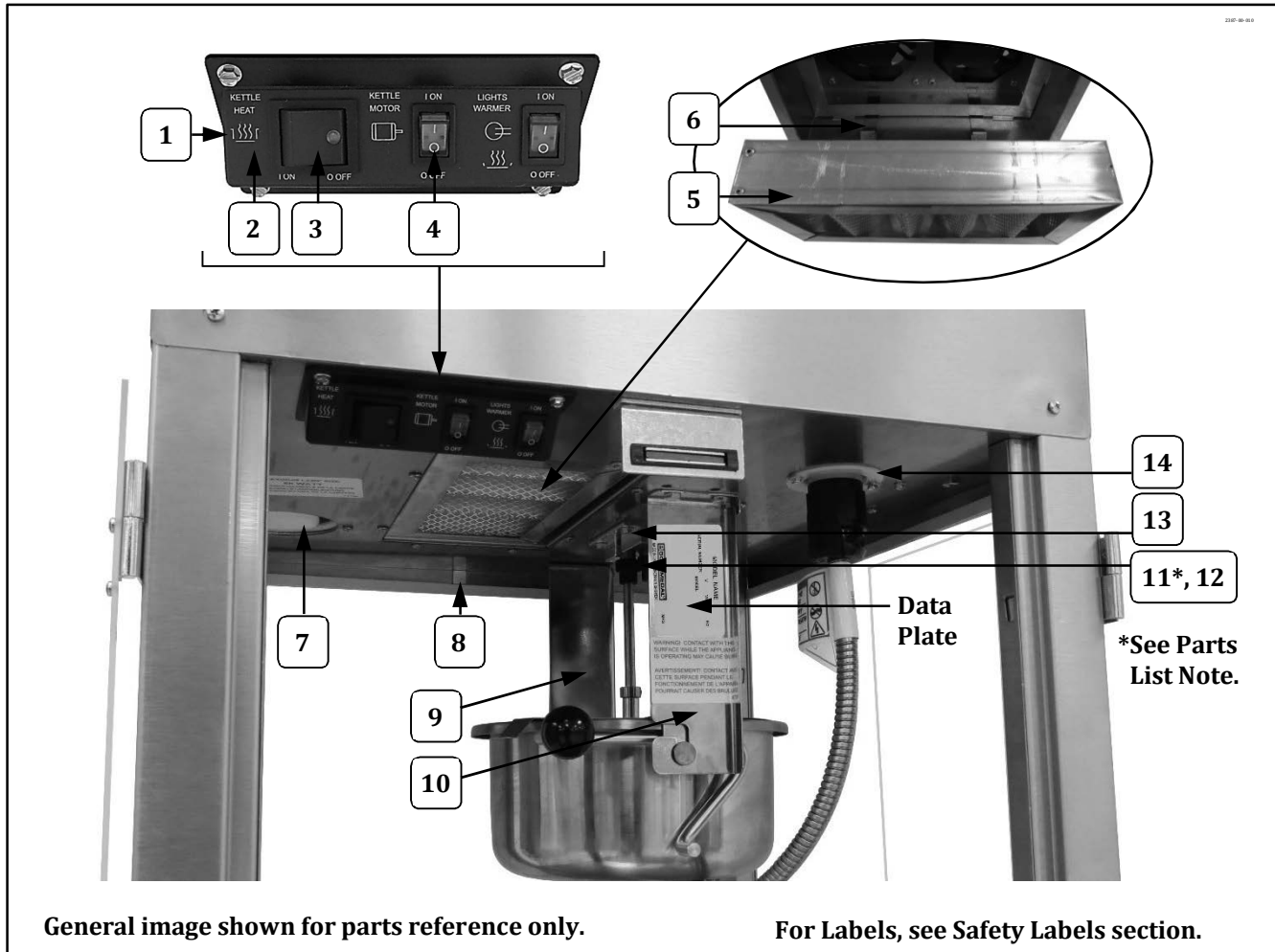
Item	Part Description	Part Number	
		47054	47055
1	DOOR KNOB	41013	41013
2	8-32 X 1/2 SCREWS PH PAN W/SEMS	47124	47124
3	ACORN NUT #8-32	47702	47702
4	TEE BOLT	75267	75267
5	MALE HINGE SHORT LEFT	41349	
6	FEMALE HINGE LONG LEFT	41352	
7	FEMALE HINGE LONG RIGHT		41351
8	MALE HINGE SHORT RIGHT		41350

Cabinet Interior – Controls View



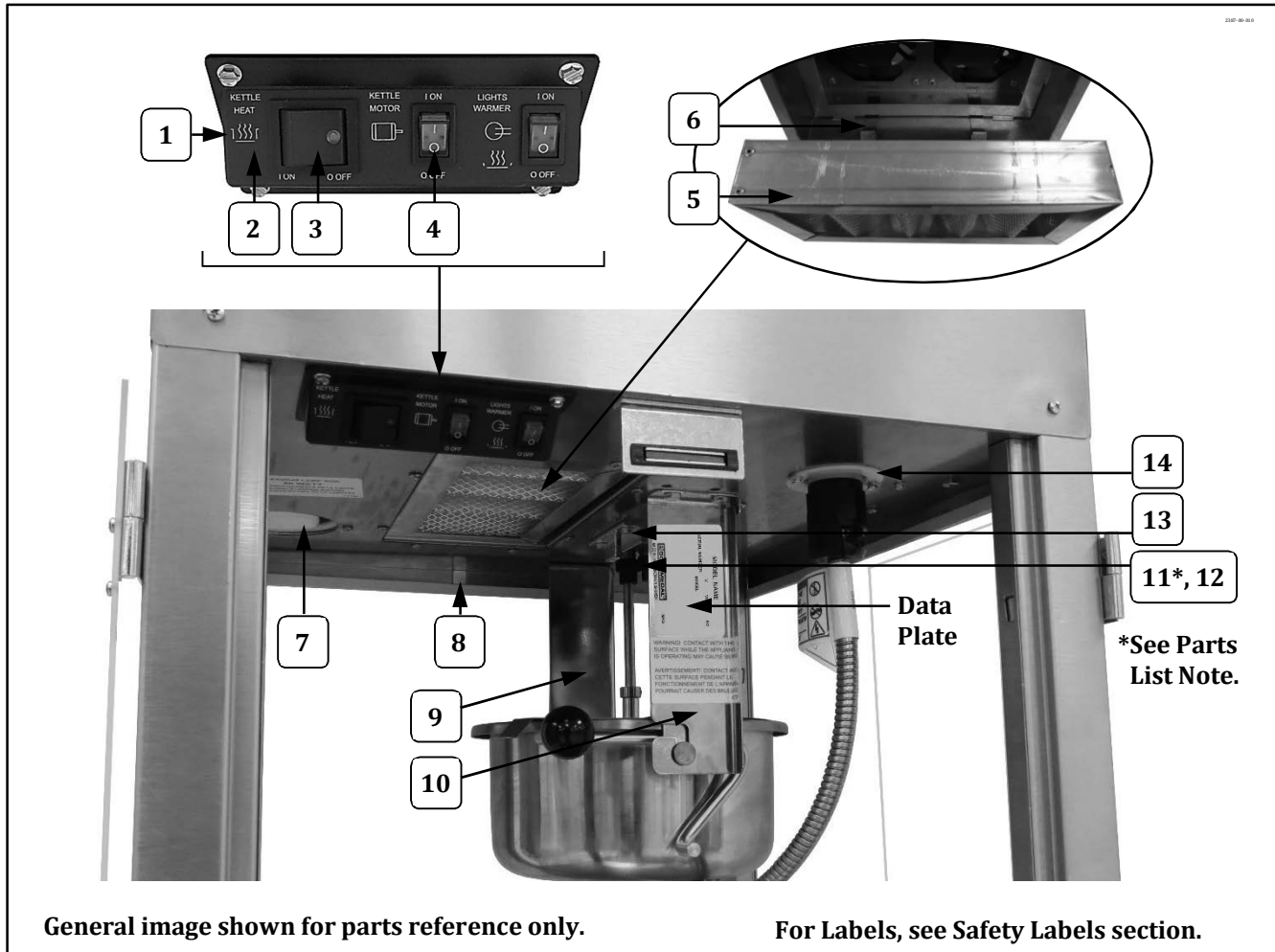
Item	Part Description	Part No.
1	SMALL SWITCH BOX	48501
2	SMALL SWITCH LABEL	48502
3	GREEN LIGHTED ROCKER SWITCH	42798
4	DPST ROCKER SWITCH	42532
5	5 X 10 X 2 FILTER	69850
6	FILTER SPRING CLIP	62666
7	50 W FLOOD LIGHT COATED	42947
8	.5x.5x.1 MAGNET GLASS LOCK	51113
9	REAR HANGER ARM	61050
10	FRONT HANGER ARM	61049
11*	SPUR GEAR KIT (includes 2 gears with set screws. Always replace Agitator Spur Gear <u>and</u> Kettle Drive Motor Gear as a set.)	47059K
12	SET SCREW #10-32 X 3/16	41742
13	GEAR BLOCK	67194
14	L5-15R 15A RECEPTACLE	49330

Cabinet Interior – Controls View



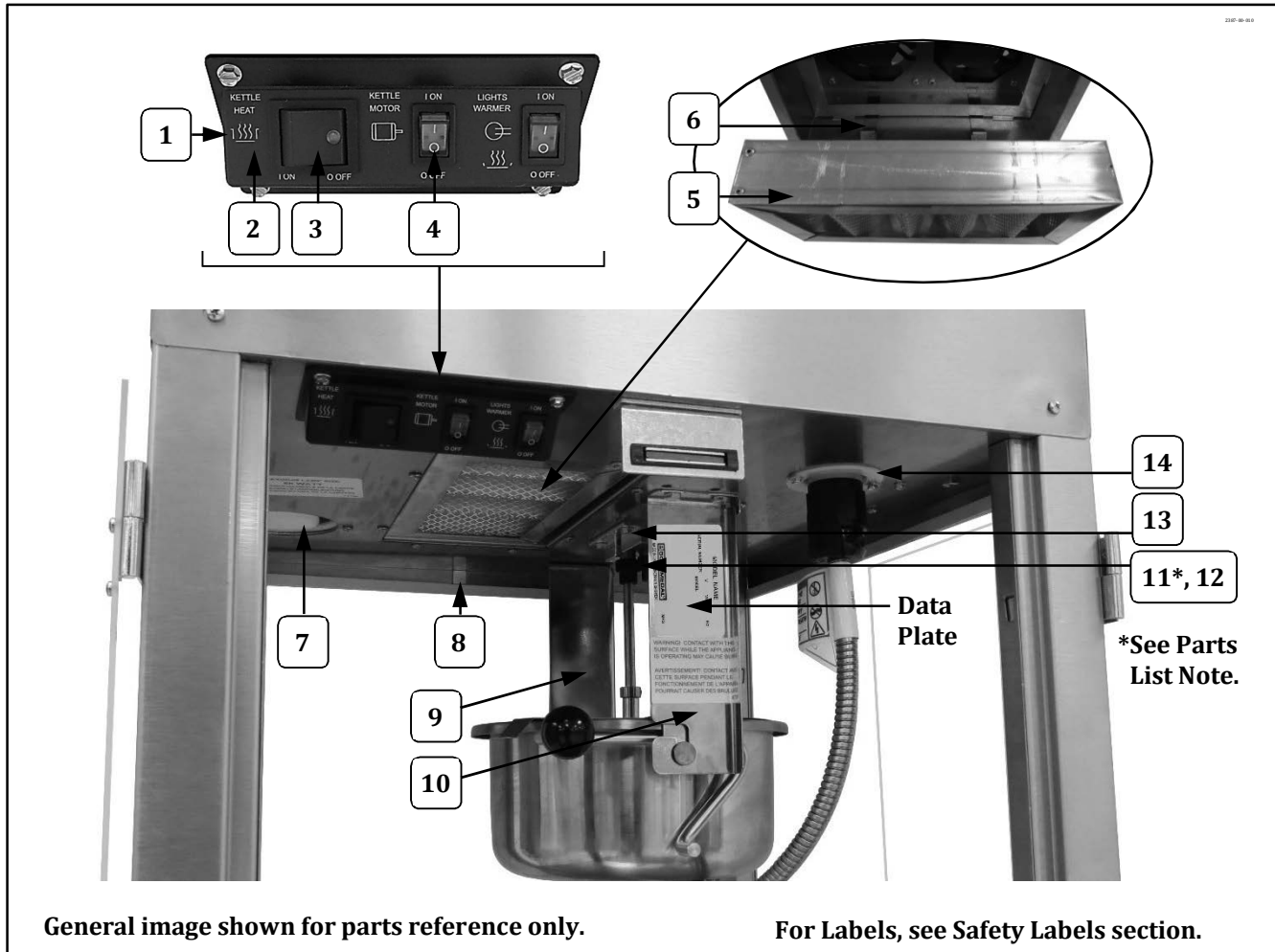
Item	Part Description	Part No.
1	SMALL SWITCH BOX	48501
2	SMALL SWITCH LABEL	48502
3	GREEN LIGHTED ROCKER SWITCH	42798
4	DPST ROCKER SWITCH	42532
5	5 X 10 X 2 FILTER	69850
6	FILTER SPRING CLIP	62666
7	50 W FLOOD LIGHT COATED	42947
8	.5x.5x.1 MAGNET GLASS LOCK	51113
9	REAR HANGER ARM	61050
10	FRONT HANGER ARM	61049
11*	SPUR GEAR KIT (includes 2 gears with set screws. Always replace Agitator Spur Gear <u>and</u> Kettle Drive Motor Gear as a set.)	47059K
12	SET SCREW #10-32 X 3/16	41742
13	GEAR BLOCK	67194
14	L5-15R 15A RECEPTACLE	49330

Cabinet Interior – Controls View



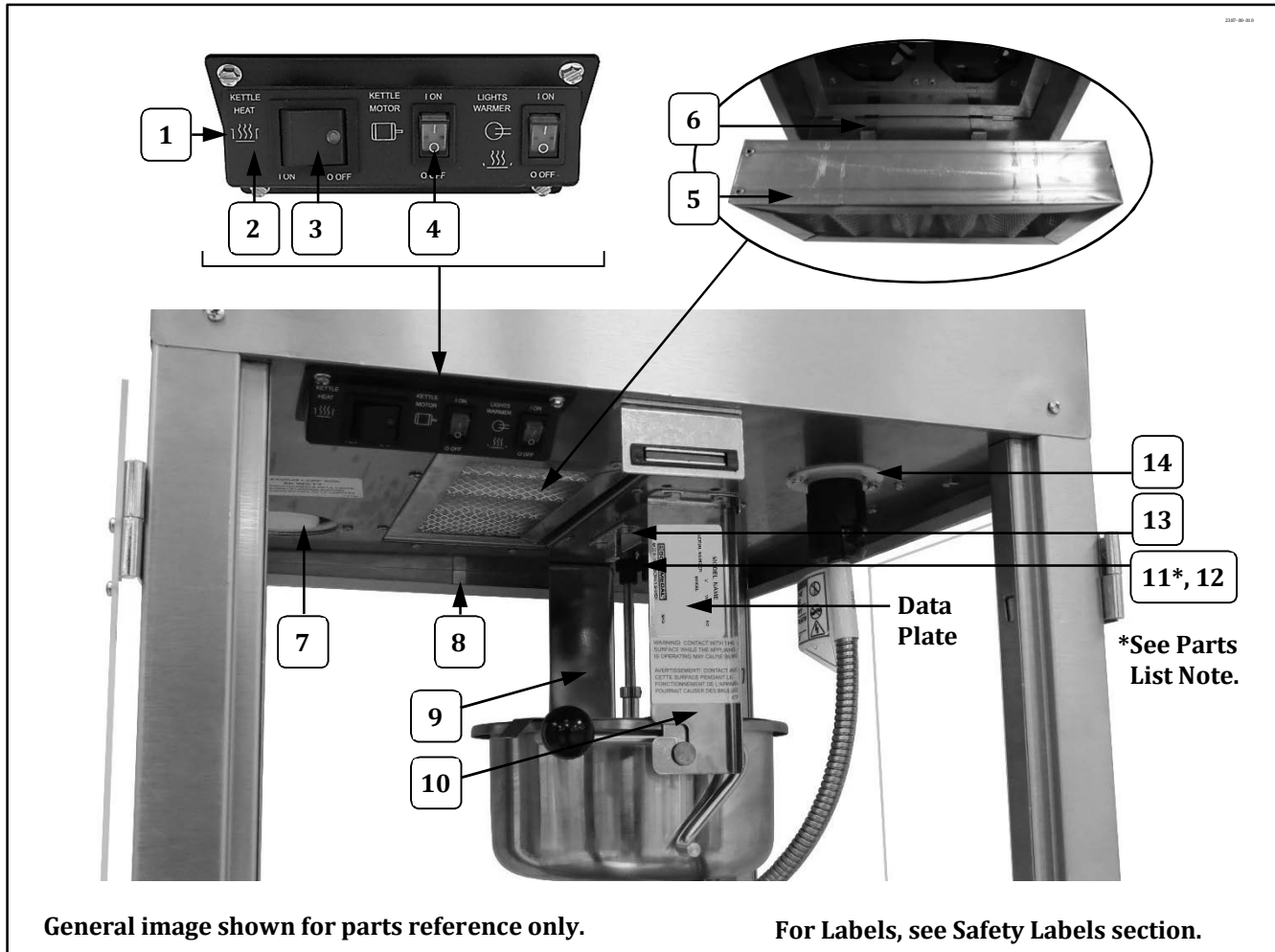
Item	Part Description	Part No.
1	SMALL SWITCH BOX	48501
2	SMALL SWITCH LABEL	48502
3	GREEN LIGHTED ROCKER SWITCH	42798
4	DPST ROCKER SWITCH	42532
5	5 X 10 X 2 FILTER	69850
6	FILTER SPRING CLIP	62666
7	50 W FLOOD LIGHT COATED	42947
8	.5x.5x.1 MAGNET GLASS LOCK	51113
9	REAR HANGER ARM	61050
10	FRONT HANGER ARM	61049
11*	SPUR GEAR KIT (includes 2 gears with set screws. Always replace Agitator Spur Gear <u>and</u> Kettle Drive Motor Gear as a set.)	47059K
12	SET SCREW #10-32 X 3/16	41742
13	GEAR BLOCK	67194
14	L5-15R 15A RECEPTACLE	49330

Cabinet Interior – Controls View



Item	Part Description	Part No.
1	SMALL SWITCH BOX	48501
2	SMALL SWITCH LABEL	48502
3	GREEN LIGHTED ROCKER SWITCH	42798
4	DPST ROCKER SWITCH	42532
5	5 X 10 X 2 FILTER	69850
6	FILTER SPRING CLIP	62666
7	50 W FLOOD LIGHT COATED	42947
8	.5x.5x.1 MAGNET GLASS LOCK	51113
9	REAR HANGER ARM	61050
10	FRONT HANGER ARM	61049
11*	SPUR GEAR KIT (includes 2 gears with set screws. Always replace Agitator Spur Gear <u>and</u> Kettle Drive Motor Gear as a set.)	47059K
12	SET SCREW #10-32 X 3/16	41742
13	GEAR BLOCK	67194
14	L5-15R 15A RECEPTACLE	49330

Cabinet Interior – Controls View

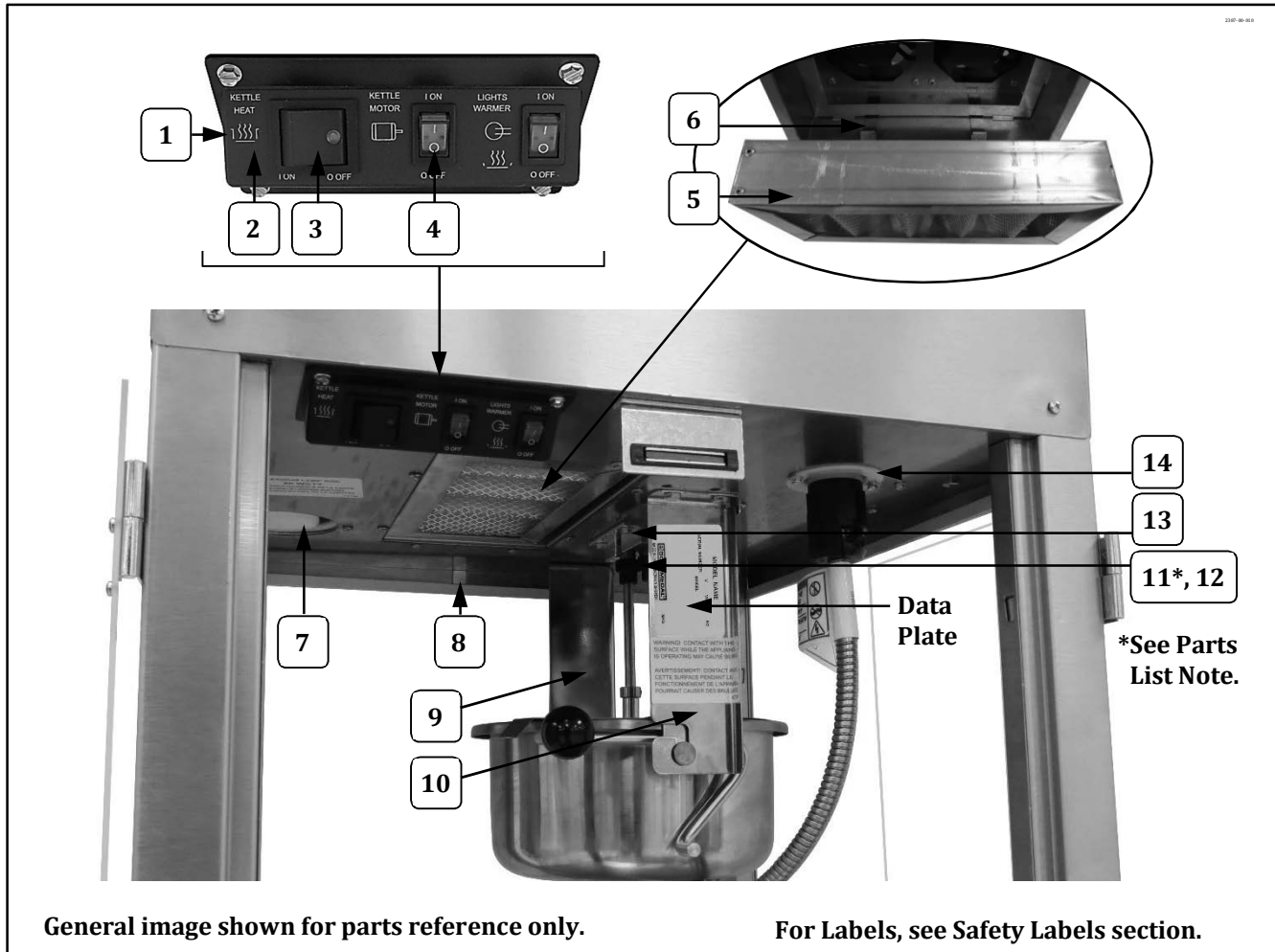


General image shown for parts reference only.

For Labels, see Safety Labels section.

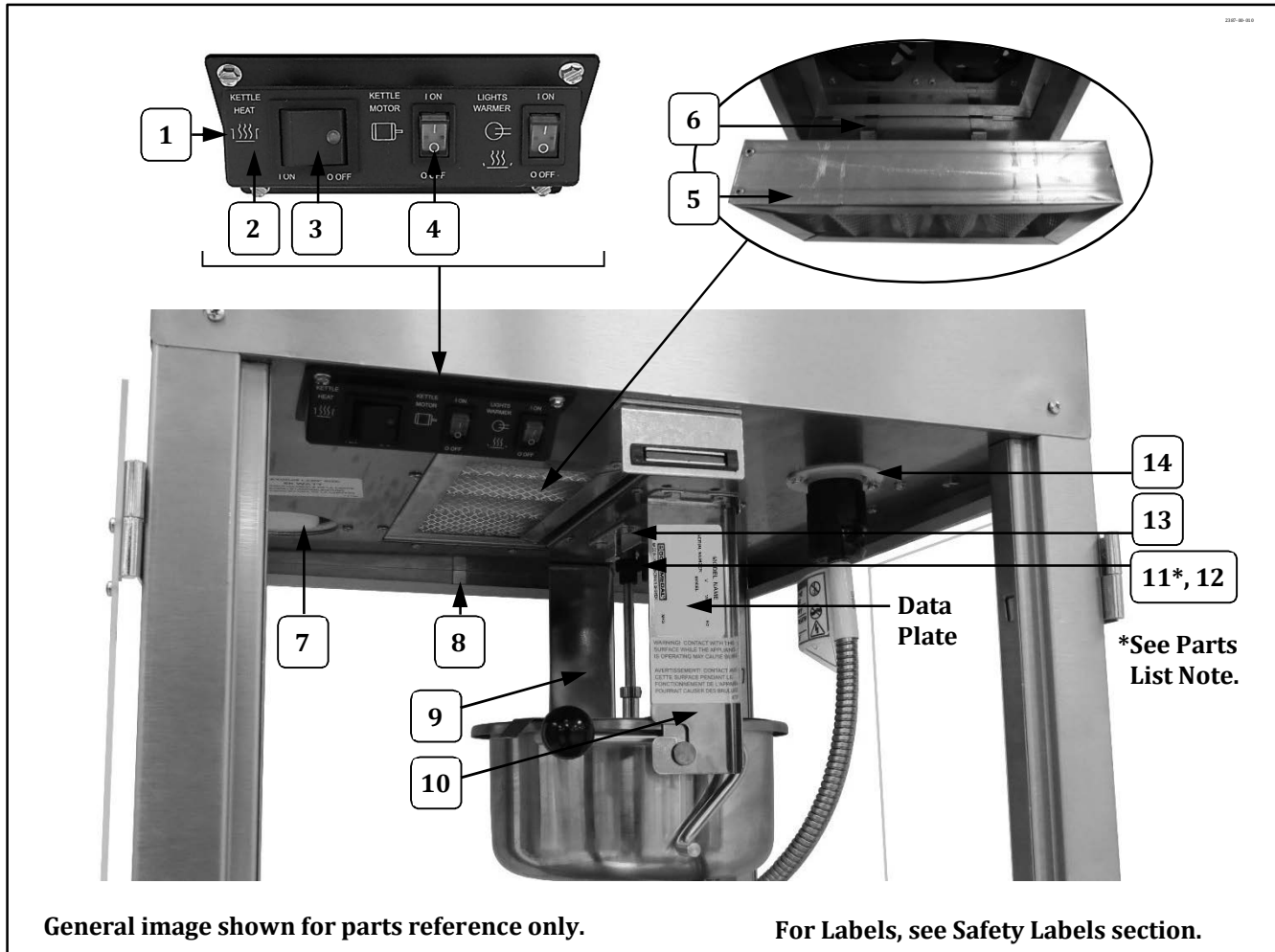
Item	Part Description	Part No.
1	SMALL SWITCH BOX	48501
2	SMALL SWITCH LABEL	48502
3	GREEN LIGHTED ROCKER SWITCH	42798
4	DPST ROCKER SWITCH	42532
5	5 X 10 X 2 FILTER	69850
6	FILTER SPRING CLIP	62666
7	50 W FLOOD LIGHT COATED	42947
8	.5x.5x.1 MAGNET GLASS LOCK	51113
9	REAR HANGER ARM	61050
10	FRONT HANGER ARM	61049
11*	SPUR GEAR KIT (includes 2 gears with set screws. Always replace Agitator Spur Gear <u>and</u> Kettle Drive Motor Gear as a set.)	47059K
12	SET SCREW #10-32 X 3/16	41742
13	GEAR BLOCK	67194
14	L5-15R 15A RECEPTACLE	49330

Cabinet Interior – Controls View



Item	Part Description	Part No.
1	SMALL SWITCH BOX	48501
2	SMALL SWITCH LABEL	48502
3	GREEN LIGHTED ROCKER SWITCH	42798
4	DPST ROCKER SWITCH	42532
5	5 X 10 X 2 FILTER	69850
6	FILTER SPRING CLIP	62666
7	50 W FLOOD LIGHT COATED	42947
8	.5x.5x.1 MAGNET GLASS LOCK	51113
9	REAR HANGER ARM	61050
10	FRONT HANGER ARM	61049
11*	SPUR GEAR KIT (includes 2 gears with set screws. Always replace Agitator Spur Gear <u>and</u> Kettle Drive Motor Gear as a set.)	47059K
12	SET SCREW #10-32 X 3/16	41742
13	GEAR BLOCK	67194
14	L5-15R 15A RECEPTACLE	49330

Cabinet Interior – Controls View

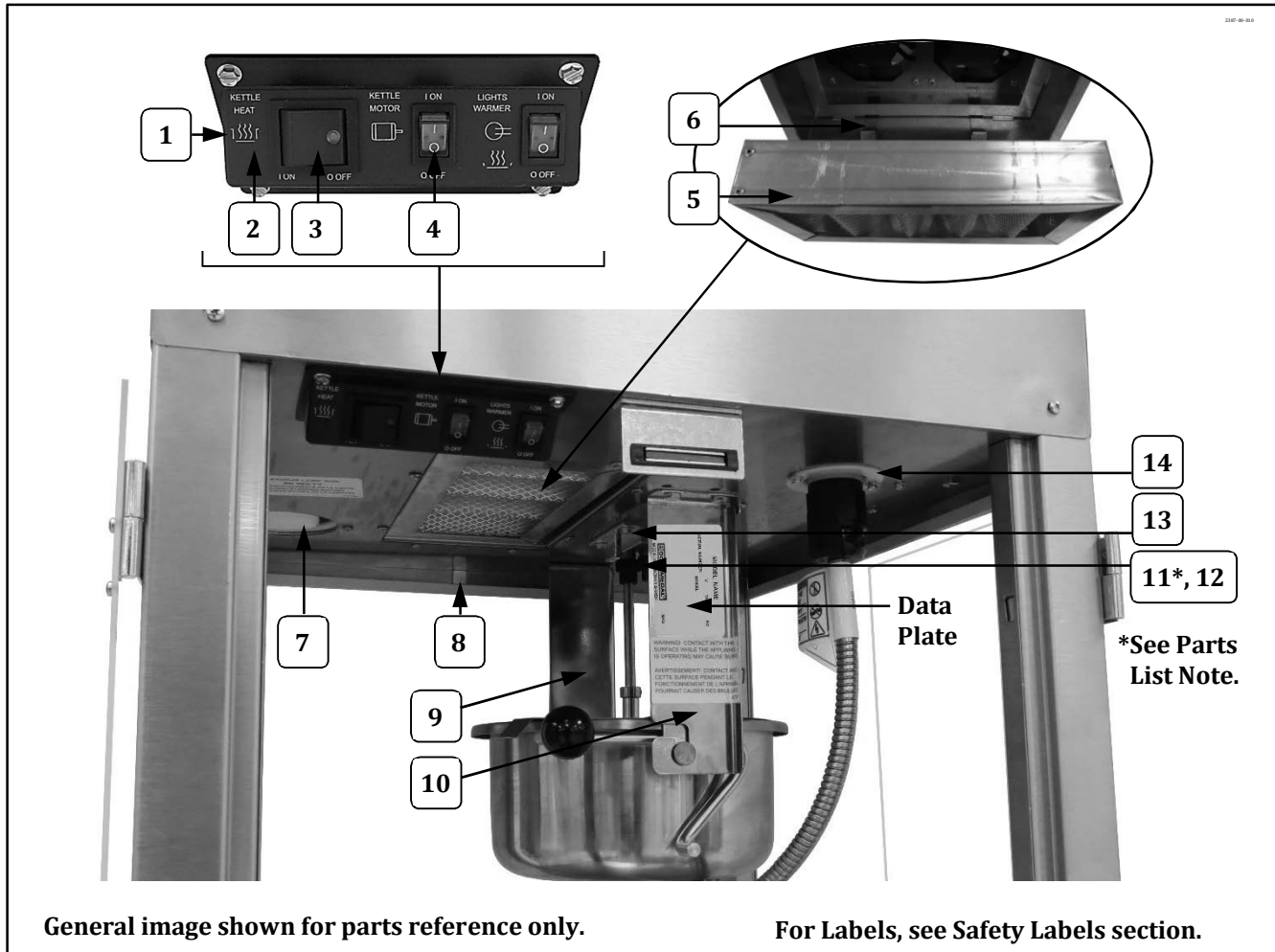


General image shown for parts reference only.

For Labels, see Safety Labels section.

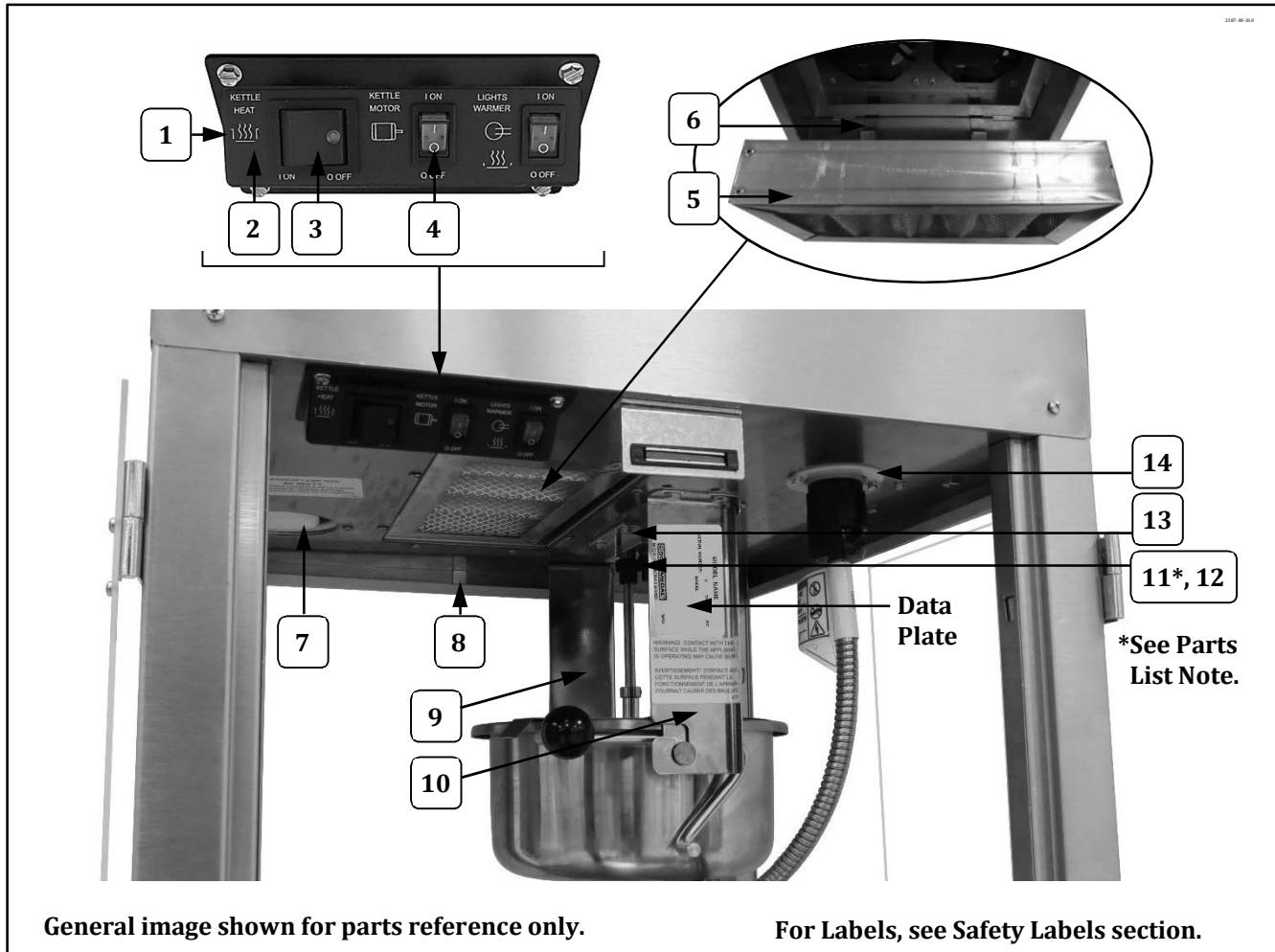
Item	Part Description	Part No.
1	SMALL SWITCH BOX	48501
2	SMALL SWITCH LABEL	48502
3	GREEN LIGHTED ROCKER SWITCH	42798
4	DPST ROCKER SWITCH	42532
5	5 X 10 X 2 FILTER	69850
6	FILTER SPRING CLIP	62666
7	50 W FLOOD LIGHT COATED	42947
8	.5x.5x.1 MAGNET GLASS LOCK	51113
9	REAR HANGER ARM	61050
10	FRONT HANGER ARM	61049
11*	SPUR GEAR KIT (includes 2 gears with set screws. Always replace Agitator Spur Gear <u>and</u> Kettle Drive Motor Gear as a set.)	47059K
12	SET SCREW #10-32 X 3/16	41742
13	GEAR BLOCK	67194
14	L5-15R 15A RECEPTACLE	49330

Cabinet Interior – Controls View



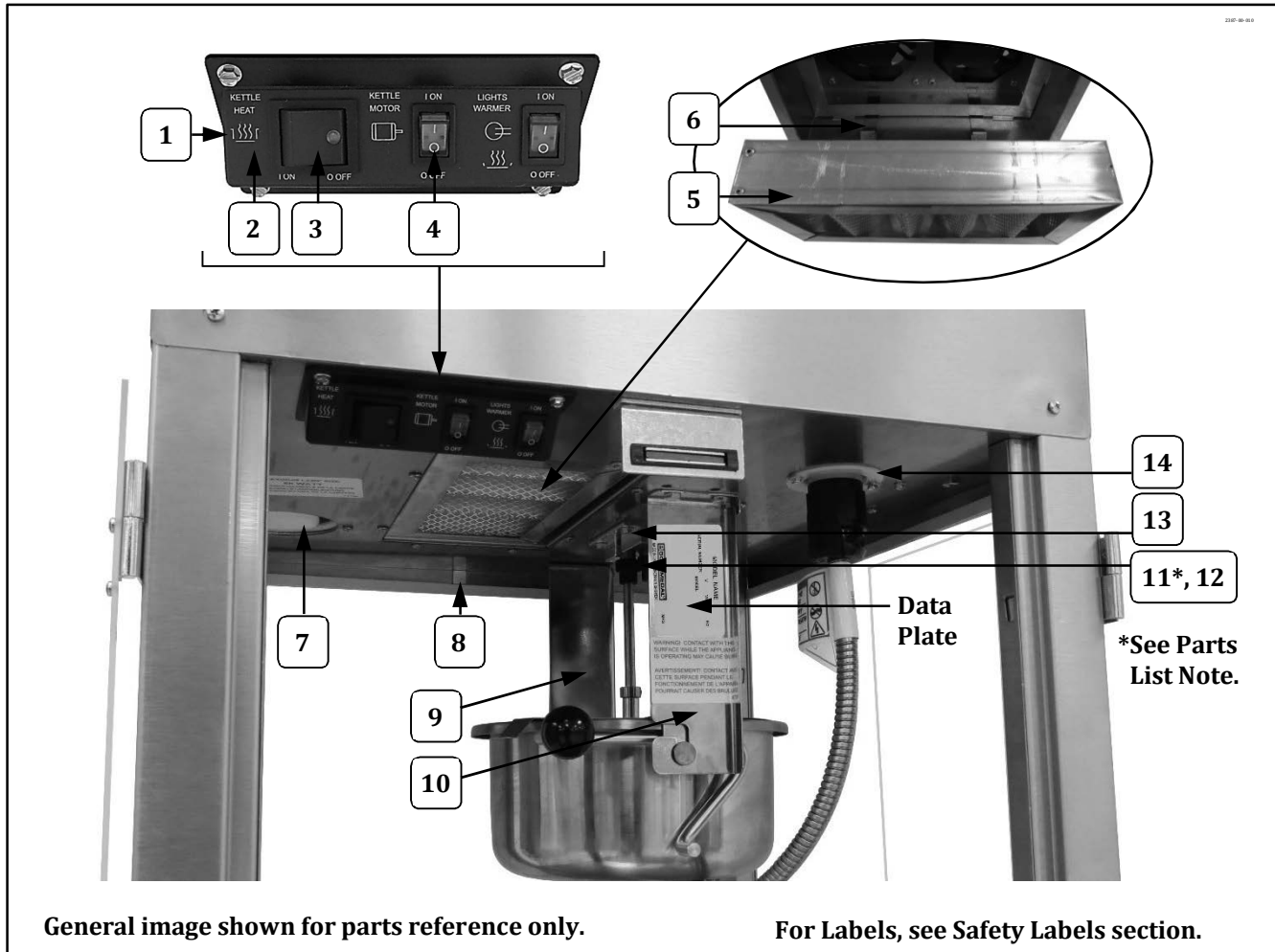
Item	Part Description	Part No.
1	SMALL SWITCH BOX	48501
2	SMALL SWITCH LABEL	48502
3	GREEN LIGHTED ROCKER SWITCH	42798
4	DPST ROCKER SWITCH	42532
5	5 X 10 X 2 FILTER	69850
6	FILTER SPRING CLIP	62666
7	50 W FLOOD LIGHT COATED	42947
8	.5x.5x.1 MAGNET GLASS LOCK	51113
9	REAR HANGER ARM	61050
10	FRONT HANGER ARM	61049
11*	SPUR GEAR KIT (includes 2 gears with set screws. Always replace Agitator Spur Gear <u>and</u> Kettle Drive Motor Gear as a set.)	47059K
12	SET SCREW #10-32 X 3/16	41742
13	GEAR BLOCK	67194
14	L5-15R 15A RECEPTACLE	49330

Cabinet Interior – Controls View



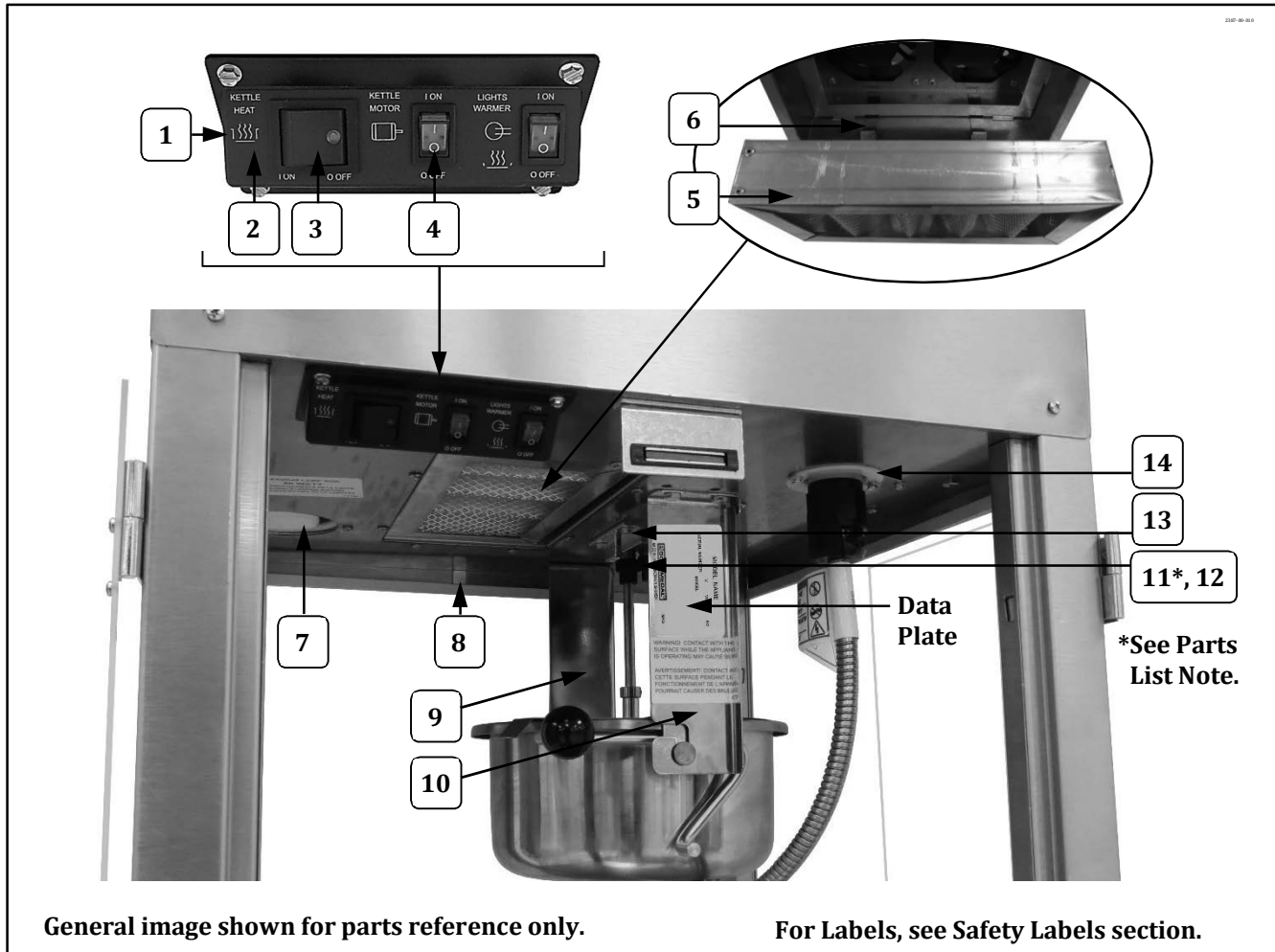
Item	Part Description	Part No.
1	SMALL SWITCH BOX	48501
2	SMALL SWITCH LABEL	48502
3	GREEN LIGHTED ROCKER SWITCH	42798
4	DPST ROCKER SWITCH	42532
5	5 X 10 X 2 FILTER	69850
6	FILTER SPRING CLIP	62666
7	50 W FLOOD LIGHT COATED	42947
8	.5x.5x.1 MAGNET GLASS LOCK	51113
9	REAR HANGER ARM	61050
10	FRONT HANGER ARM	61049
11*	SPUR GEAR KIT (includes 2 gears with set screws. Always replace Agitator Spur Gear <u>and</u> Kettle Drive Motor Gear as a set.)	47059K
12	SET SCREW #10-32 X 3/16	41742
13	GEAR BLOCK	67194
14	L5-15R 15A RECEPTACLE	49330

Cabinet Interior – Controls View



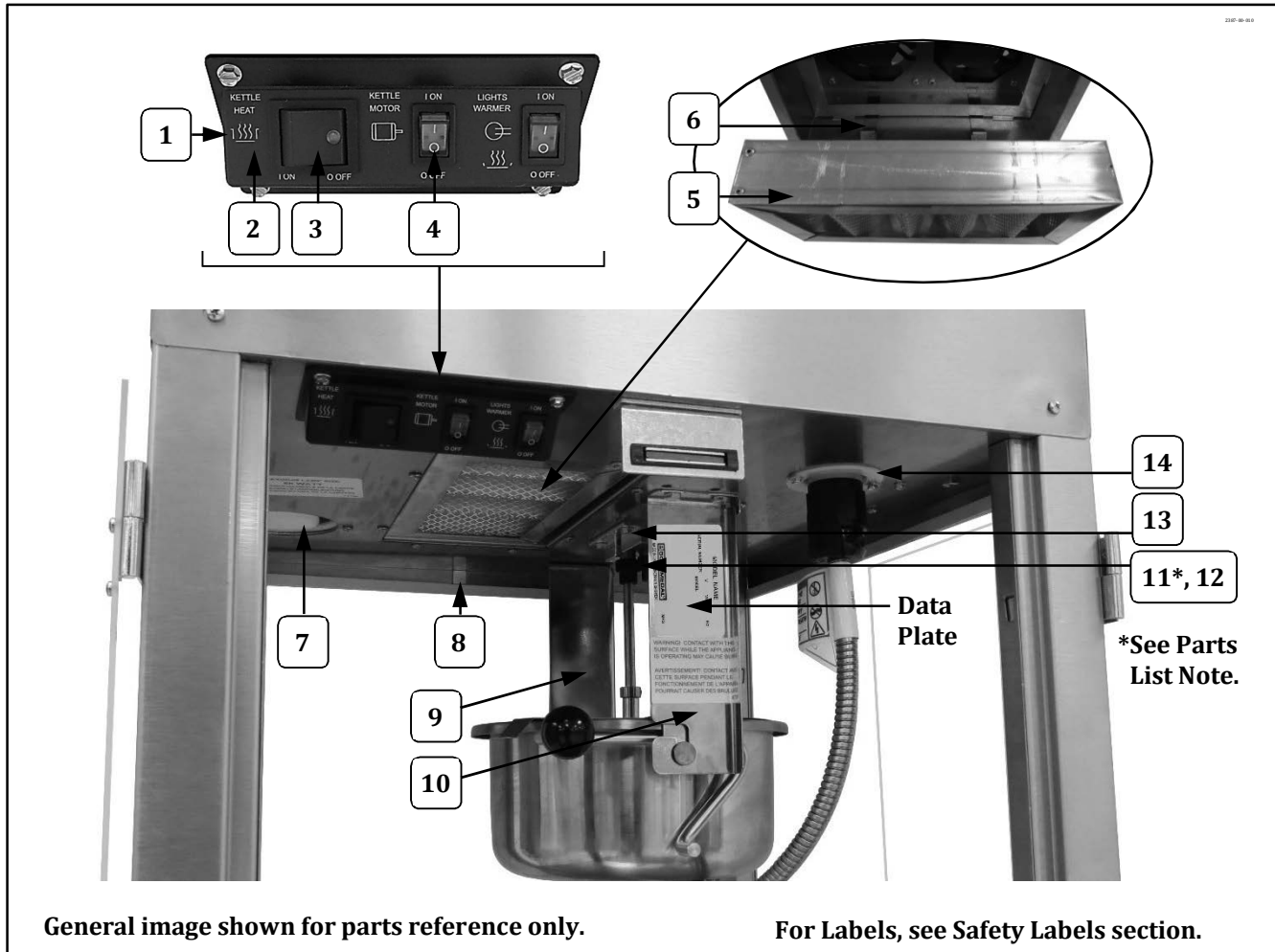
Item	Part Description	Part No.
1	SMALL SWITCH BOX	48501
2	SMALL SWITCH LABEL	48502
3	GREEN LIGHTED ROCKER SWITCH	42798
4	DPST ROCKER SWITCH	42532
5	5 X 10 X 2 FILTER	69850
6	FILTER SPRING CLIP	62666
7	50 W FLOOD LIGHT COATED	42947
8	.5x.5x.1 MAGNET GLASS LOCK	51113
9	REAR HANGER ARM	61050
10	FRONT HANGER ARM	61049
11*	SPUR GEAR KIT (includes 2 gears with set screws. Always replace Agitator Spur Gear <u>and</u> Kettle Drive Motor Gear as a set.)	47059K
12	SET SCREW #10-32 X 3/16	41742
13	GEAR BLOCK	67194
14	L5-15R 15A RECEPTACLE	49330

Cabinet Interior – Controls View



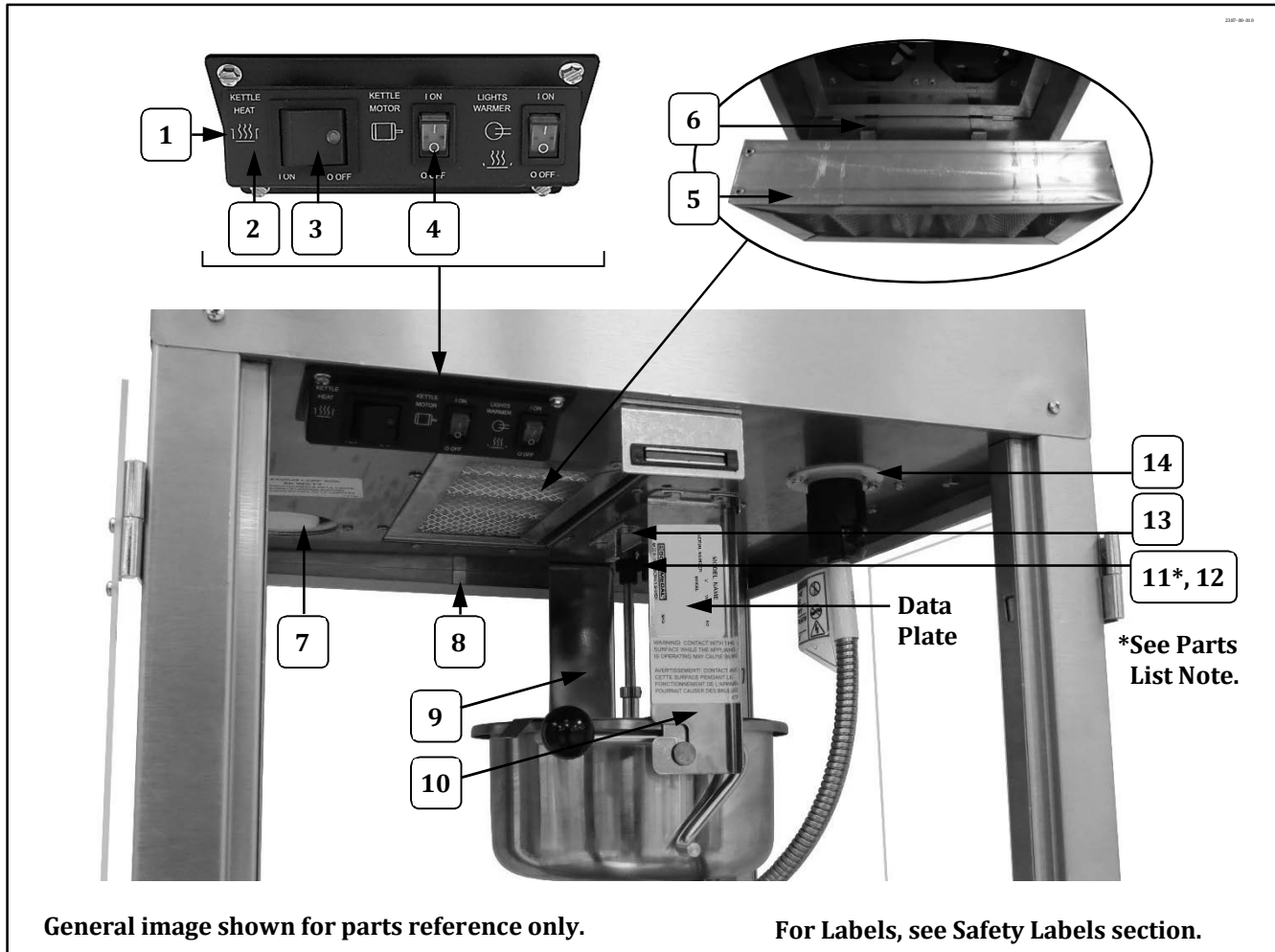
Item	Part Description	Part No.
1	SMALL SWITCH BOX	48501
2	SMALL SWITCH LABEL	48502
3	GREEN LIGHTED ROCKER SWITCH	42798
4	DPST ROCKER SWITCH	42532
5	5 X 10 X 2 FILTER	69850
6	FILTER SPRING CLIP	62666
7	50 W FLOOD LIGHT COATED	42947
8	.5x.5x.1 MAGNET GLASS LOCK	51113
9	REAR HANGER ARM	61050
10	FRONT HANGER ARM	61049
11*	SPUR GEAR KIT (includes 2 gears with set screws. Always replace Agitator Spur Gear <u>and</u> Kettle Drive Motor Gear as a set.)	47059K
12	SET SCREW #10-32 X 3/16	41742
13	GEAR BLOCK	67194
14	L5-15R 15A RECEPTACLE	49330

Cabinet Interior – Controls View



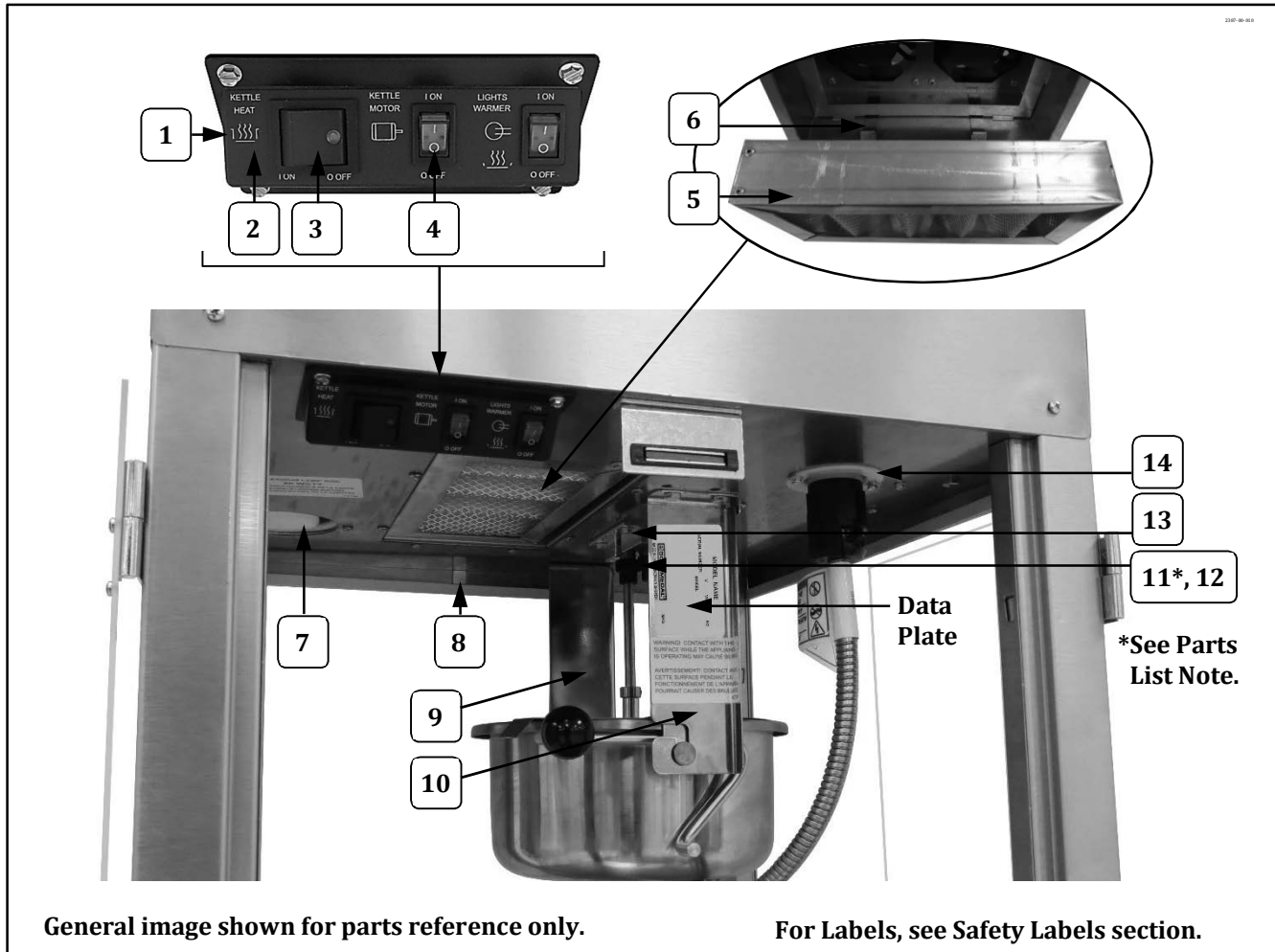
Item	Part Description	Part No.
1	SMALL SWITCH BOX	48501
2	SMALL SWITCH LABEL	48502
3	GREEN LIGHTED ROCKER SWITCH	42798
4	DPST ROCKER SWITCH	42532
5	5 X 10 X 2 FILTER	69850
6	FILTER SPRING CLIP	62666
7	50 W FLOOD LIGHT COATED	42947
8	.5x.5x.1 MAGNET GLASS LOCK	51113
9	REAR HANGER ARM	61050
10	FRONT HANGER ARM	61049
11*	SPUR GEAR KIT (includes 2 gears with set screws. Always replace Agitator Spur Gear <u>and</u> Kettle Drive Motor Gear as a set.)	47059K
12	SET SCREW #10-32 X 3/16	41742
13	GEAR BLOCK	67194
14	L5-15R 15A RECEPTACLE	49330

Cabinet Interior – Controls View



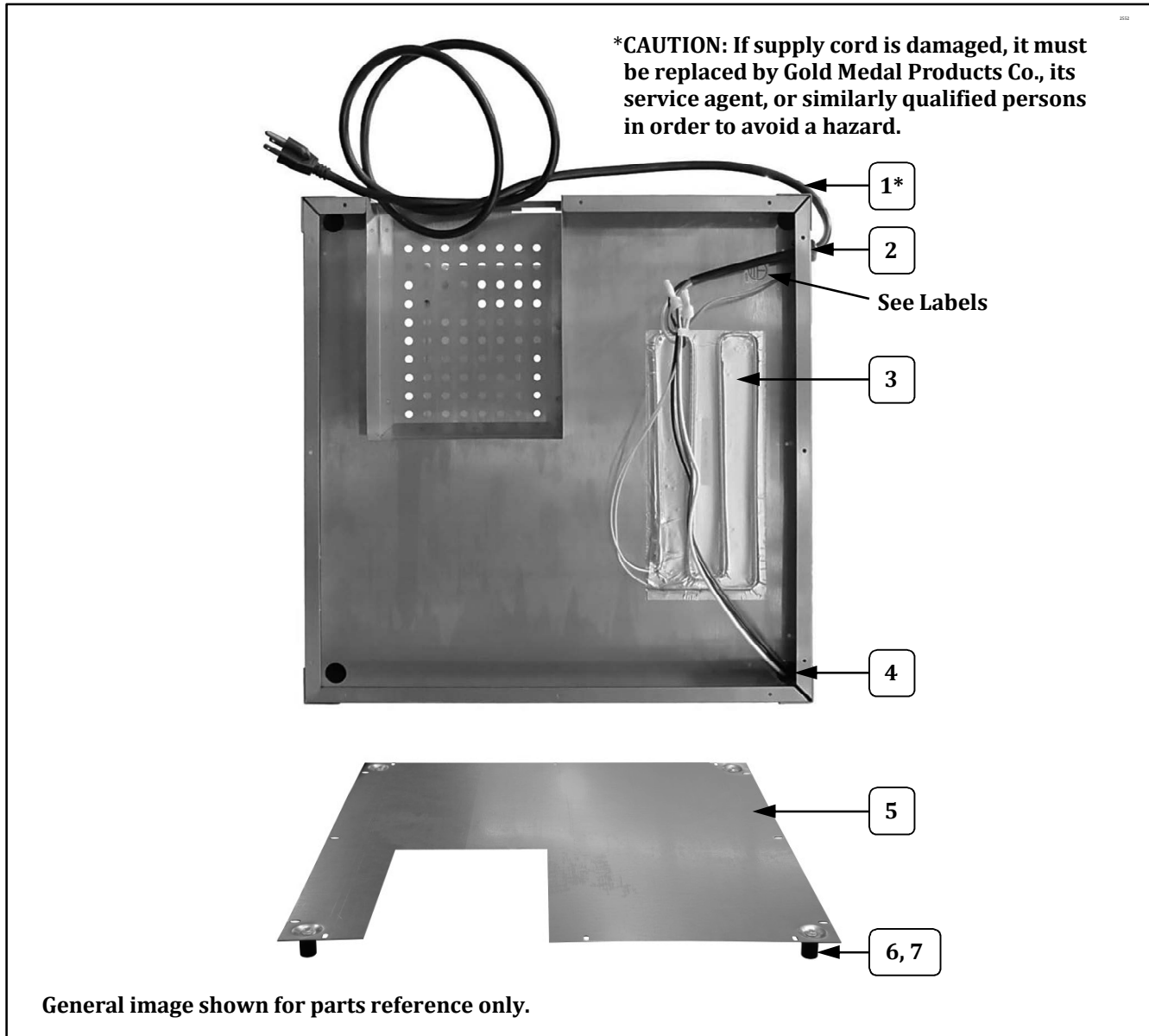
Item	Part Description	Part No.
1	SMALL SWITCH BOX	48501
2	SMALL SWITCH LABEL	48502
3	GREEN LIGHTED ROCKER SWITCH	42798
4	DPST ROCKER SWITCH	42532
5	5 X 10 X 2 FILTER	69850
6	FILTER SPRING CLIP	62666
7	50 W FLOOD LIGHT COATED	42947
8	.5x.5x.1 MAGNET GLASS LOCK	51113
9	REAR HANGER ARM	61050
10	FRONT HANGER ARM	61049
11*	SPUR GEAR KIT (includes 2 gears with set screws. Always replace Agitator Spur Gear <u>and</u> Kettle Drive Motor Gear as a set.)	47059K
12	SET SCREW #10-32 X 3/16	41742
13	GEAR BLOCK	67194
14	L5-15R 15A RECEPTACLE	49330

Cabinet Interior – Controls View



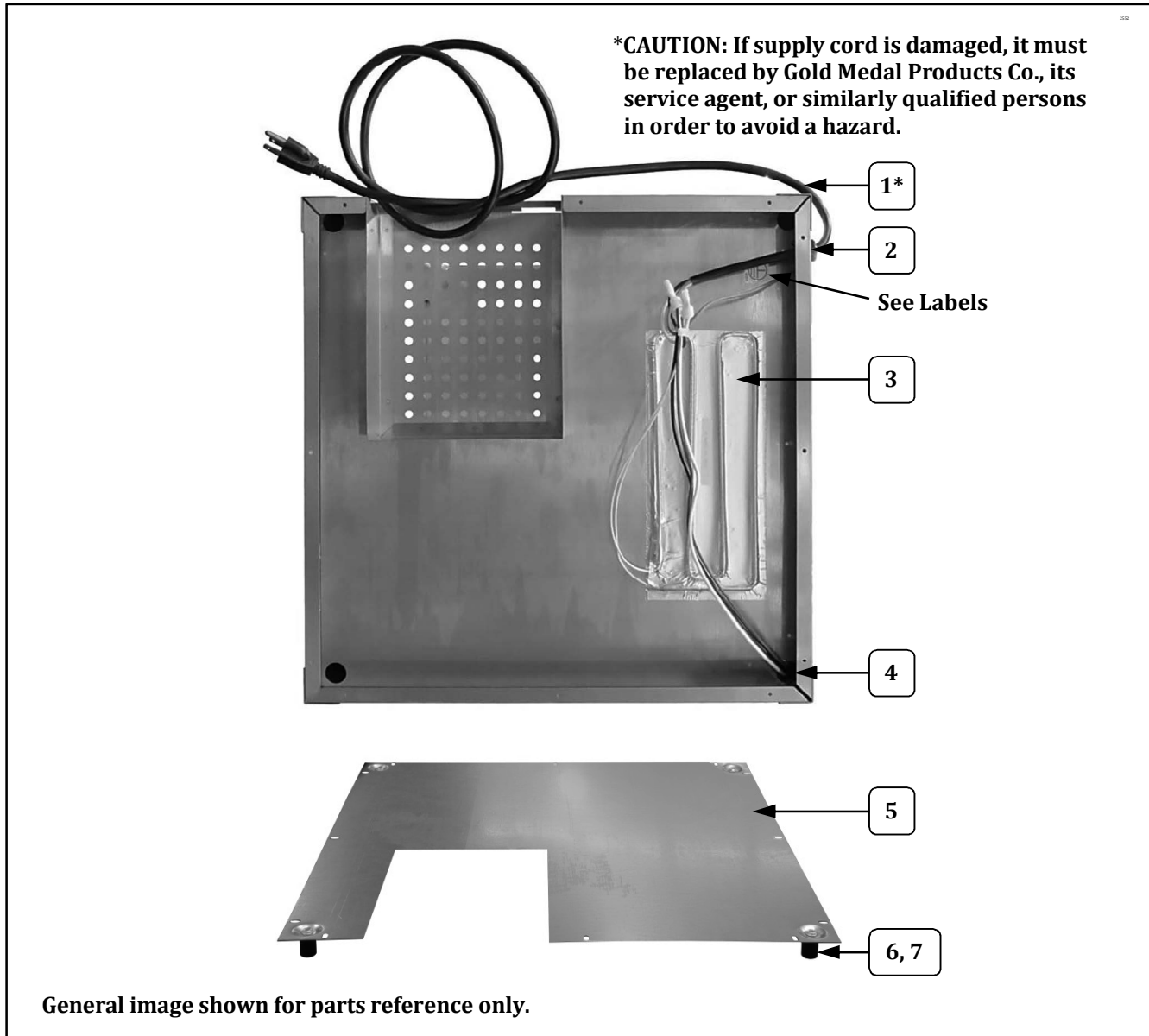
Item	Part Description	Part No.
1	SMALL SWITCH BOX	48501
2	SMALL SWITCH LABEL	48502
3	GREEN LIGHTED ROCKER SWITCH	42798
4	DPST ROCKER SWITCH	42532
5	5 X 10 X 2 FILTER	69850
6	FILTER SPRING CLIP	62666
7	50 W FLOOD LIGHT COATED	42947
8	.5x.5x.1 MAGNET GLASS LOCK	51113
9	REAR HANGER ARM	61050
10	FRONT HANGER ARM	61049
11*	SPUR GEAR KIT (includes 2 gears with set screws. Always replace Agitator Spur Gear <u>and</u> Kettle Drive Motor Gear as a set.)	47059K
12	SET SCREW #10-32 X 3/16	41742
13	GEAR BLOCK	67194
14	L5-15R 15A RECEPTACLE	49330

Cabinet Bottom – Corn Pan Element View



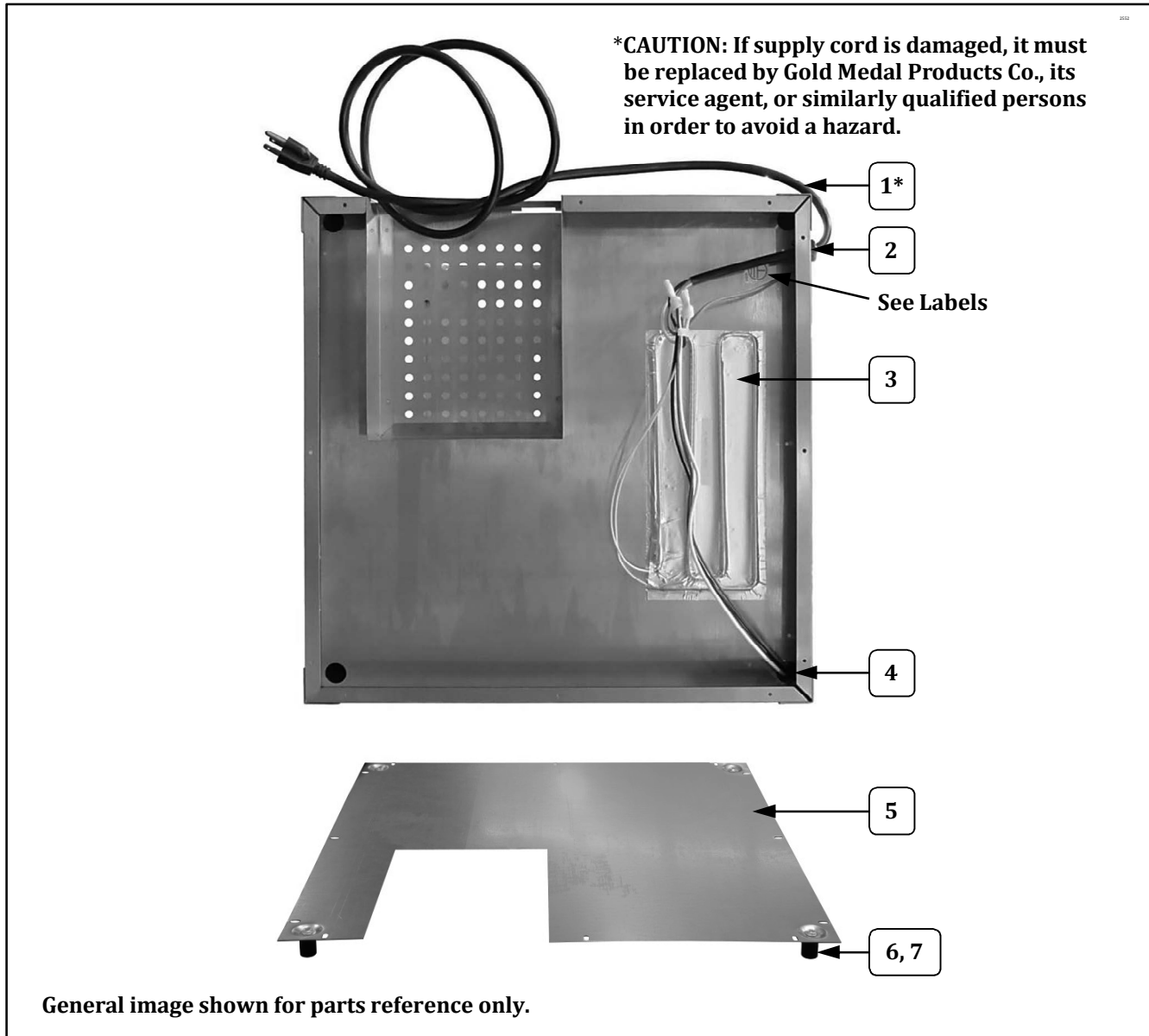
Item	Part Description	Part No.
1	LEAD-IN CORD 15 AMP PLUG	87085
2	STRAIN RELIEF	67060
3	120V FOIL HEATER, 20 WATT	40557
4	.875 SNAP BUSHING	45396
5	BOTTOM COVER	49838
6	GLIDE	47328
7	10-24 X 3/4 HEX HD	41314

Cabinet Bottom – Corn Pan Element View



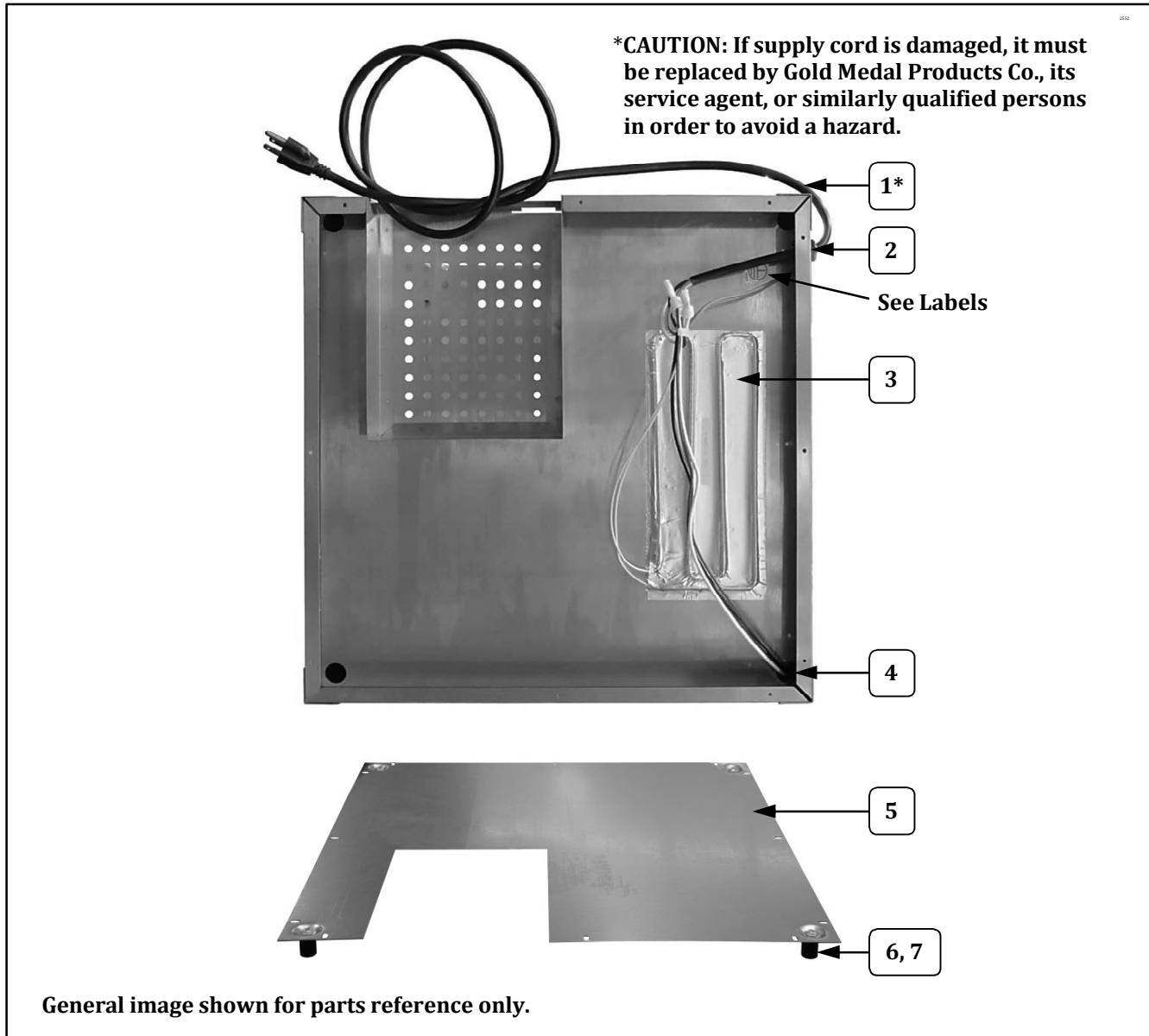
Item	Part Description	Part No.
1	LEAD-IN CORD 15 AMP PLUG	87085
2	STRAIN RELIEF	67060
3	120V FOIL HEATER, 20 WATT	40557
4	.875 SNAP BUSHING	45396
5	BOTTOM COVER	49838
6	GLIDE	47328
7	10-24 X 3/4 HEX HD	41314

Cabinet Bottom – Corn Pan Element View



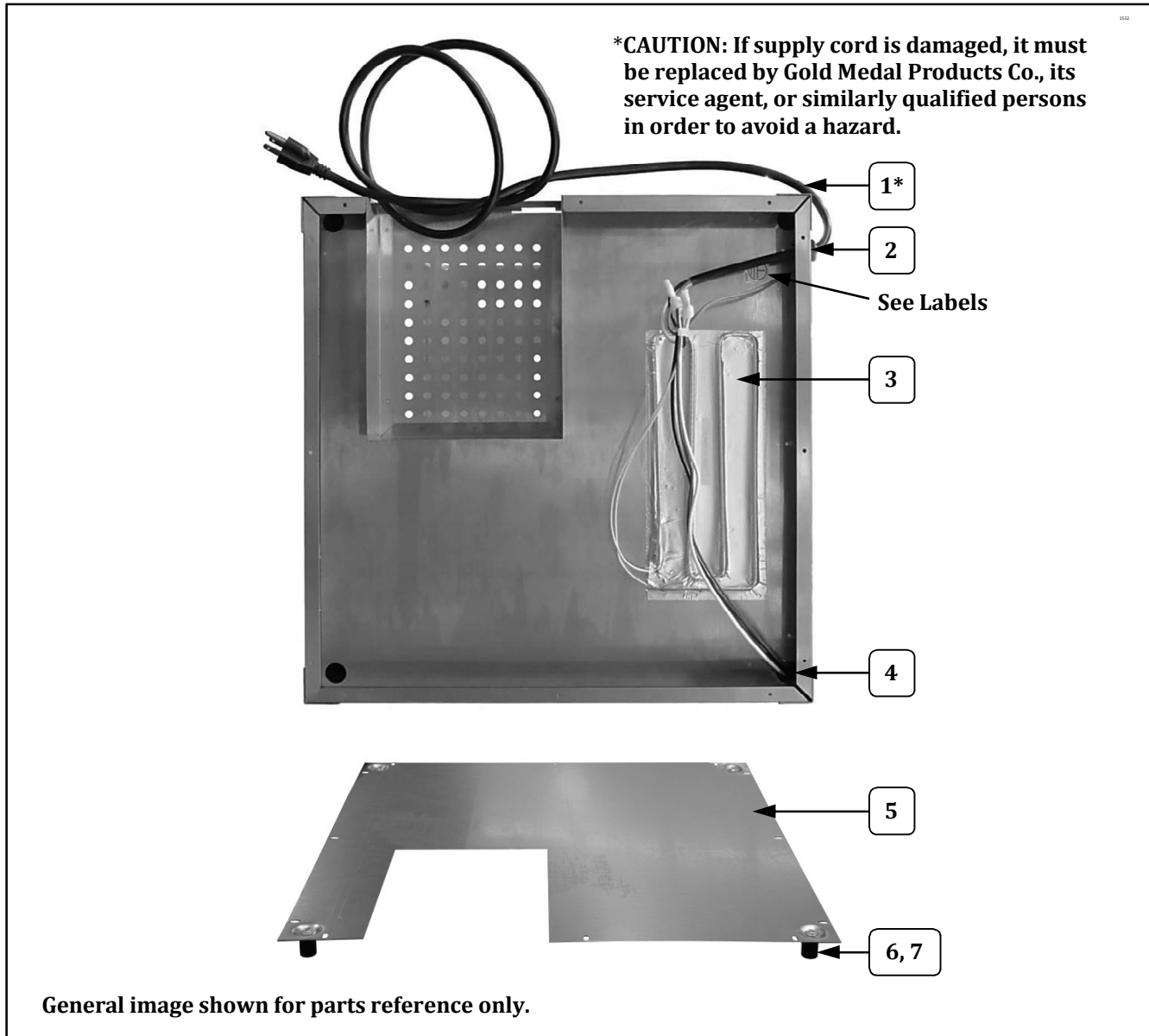
Item	Part Description	Part No.
1	LEAD-IN CORD 15 AMP PLUG	87085
2	STRAIN RELIEF	67060
3	120V FOIL HEATER, 20 WATT	40557
4	.875 SNAP BUSHING	45396
5	BOTTOM COVER	49838
6	GLIDE	47328
7	10-24 X 3/4 HEX HD	41314

Cabinet Bottom – Corn Pan Element View



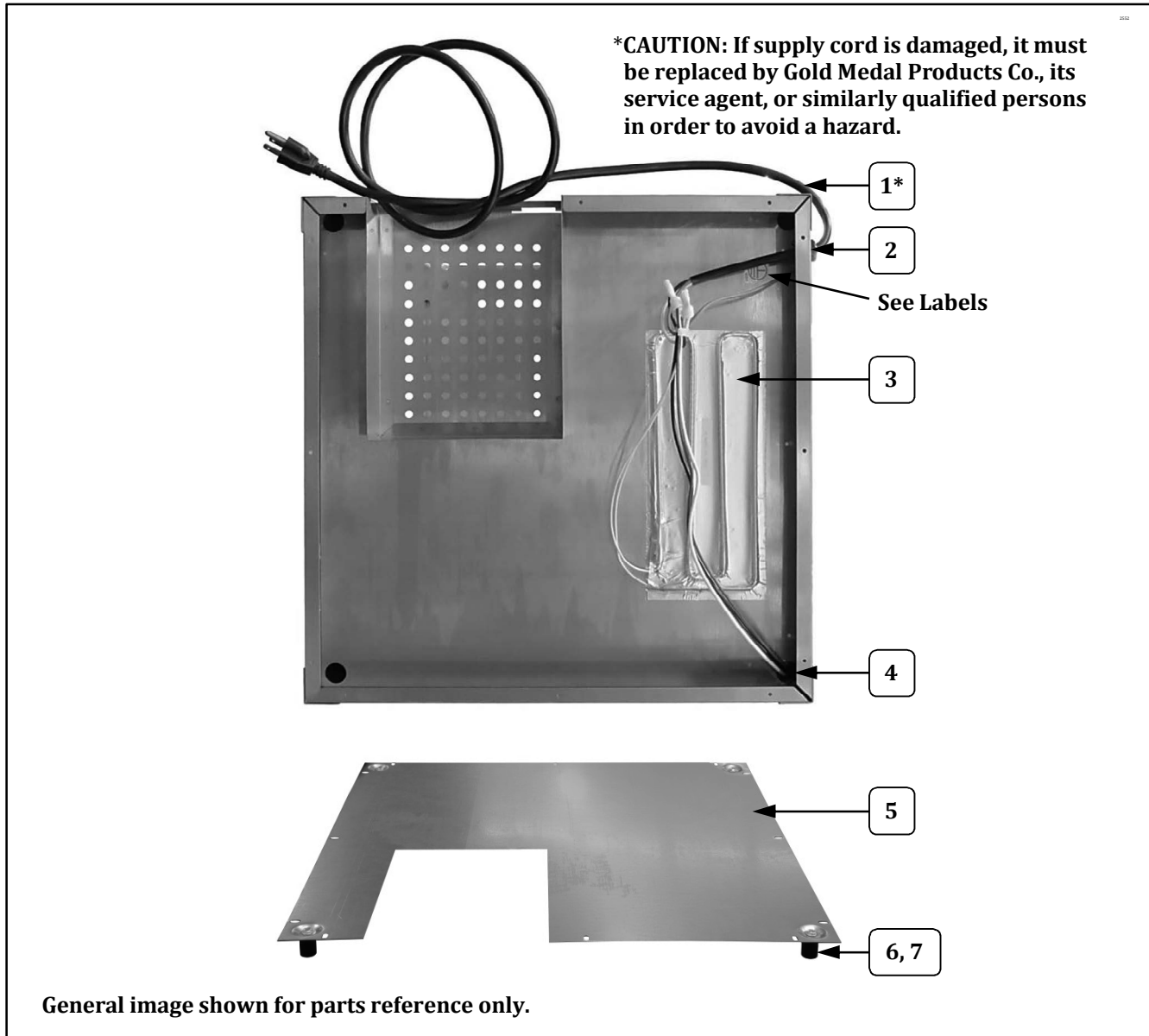
Item	Part Description	Part No.
1	LEAD-IN CORD 15 AMP PLUG	87085
2	STRAIN RELIEF	67060
3	120V FOIL HEATER, 20 WATT	40557
4	.875 SNAP BUSHING	45396
5	BOTTOM COVER	49838
6	GLIDE	47328
7	10-24 X 3/4 HEX HD	41314

Cabinet Bottom – Corn Pan Element View



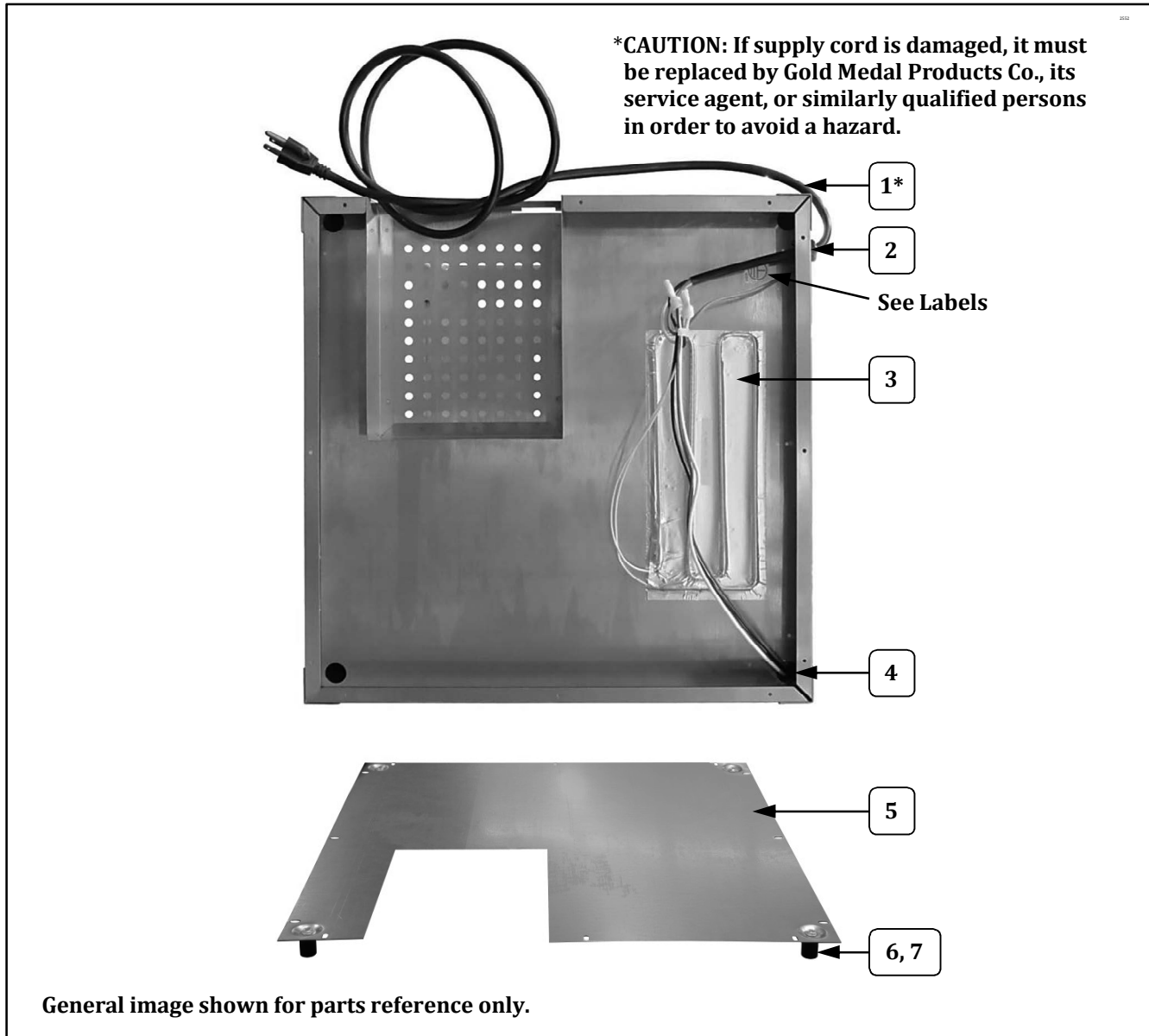
Item	Part Description	Part No.
1	LEAD-IN CORD 15 AMP PLUG	87085
2	STRAIN RELIEF	67060
3	120V FOIL HEATER, 20 WATT	40557
4	.875 SNAP BUSHING	45396
5	BOTTOM COVER	49838
6	GLIDE	47328
7	10-24 X 3/4 HEX HD	41314

Cabinet Bottom – Corn Pan Element View




Item	Part Description	Part No.
1	LEAD-IN CORD 15 AMP PLUG	87085
2	STRAIN RELIEF	67060
3	120V FOIL HEATER, 20 WATT	40557
4	.875 SNAP BUSHING	45396
5	BOTTOM COVER	49838
6	GLIDE	47328
7	10-24 X 3/4 HEX HD	41314

Cabinet Bottom – Corn Pan Element View




Item	Part Description	Part No.
1	LEAD-IN CORD 15 AMP PLUG	87085
2	STRAIN RELIEF	67060
3	120V FOIL HEATER, 20 WATT	40557
4	.875 SNAP BUSHING	45396
5	BOTTOM COVER	49838
6	GLIDE	47328
7	10-24 X 3/4 HEX HD	41314

Motor Plate Assembly




Item	Part Description	Part No.
1	LIGHT SHIELD CONICAL	40589
2	LAMP HOLDER	47047
3	BLOWER PLUG AND CORD	47199
4	EXHAUST BLOWER	48018
5	BUSHING, SNAP .625 IN	47282
6	KETTLE RECEPTACLE	49330
7	TERMINAL BLOCK	47208
8	KETTLE DRIVE MOTOR 120V	47038
9	.875 SNAP BUSHING	45396

Motor Plate Assembly




Item	Part Description	Part No.
1	LIGHT SHIELD CONICAL	40589
2	LAMP HOLDER	47047
3	BLOWER PLUG AND CORD	47199
4	EXHAUST BLOWER	48018
5	BUSHING, SNAP .625 IN	47282
6	KETTLE RECEPTACLE	49330
7	TERMINAL BLOCK	47208
8	KETTLE DRIVE MOTOR 120V	47038
9	.875 SNAP BUSHING	45396

Motor Plate Assembly




Item	Part Description	Part No.
1	LIGHT SHIELD CONICAL	40589
2	LAMP HOLDER	47047
3	BLOWER PLUG AND CORD	47199
4	EXHAUST BLOWER	48018
5	BUSHING, SNAP .625 IN	47282
6	KETTLE RECEPTACLE	49330
7	TERMINAL BLOCK	47208
8	KETTLE DRIVE MOTOR 120V	47038
9	.875 SNAP BUSHING	45396

Motor Plate Assembly




Item	Part Description	Part No.
1	LIGHT SHIELD CONICAL	40589
2	LAMP HOLDER	47047
3	BLOWER PLUG AND CORD	47199
4	EXHAUST BLOWER	48018
5	BUSHING, SNAP .625 IN	47282
6	KETTLE RECEPTACLE	49330
7	TERMINAL BLOCK	47208
8	KETTLE DRIVE MOTOR 120V	47038
9	.875 SNAP BUSHING	45396

Motor Plate Assembly




Item	Part Description	Part No.
1	LIGHT SHIELD CONICAL	40589
2	LAMP HOLDER	47047
3	BLOWER PLUG AND CORD	47199
4	EXHAUST BLOWER	48018
5	BUSHING, SNAP .625 IN	47282
6	KETTLE RECEPTACLE	49330
7	TERMINAL BLOCK	47208
8	KETTLE DRIVE MOTOR 120V	47038
9	.875 SNAP BUSHING	45396

Motor Plate Assembly




Item	Part Description	Part No.
1	LIGHT SHIELD CONICAL	40589
2	LAMP HOLDER	47047
3	BLOWER PLUG AND CORD	47199
4	EXHAUST BLOWER	48018
5	BUSHING, SNAP .625 IN	47282
6	KETTLE RECEPTACLE	49330
7	TERMINAL BLOCK	47208
8	KETTLE DRIVE MOTOR 120V	47038
9	.875 SNAP BUSHING	45396

Motor Plate Assembly




Item	Part Description	Part No.
1	LIGHT SHIELD CONICAL	40589
2	LAMP HOLDER	47047
3	BLOWER PLUG AND CORD	47199
4	EXHAUST BLOWER	48018
5	BUSHING, SNAP .625 IN	47282
6	KETTLE RECEPTACLE	49330
7	TERMINAL BLOCK	47208
8	KETTLE DRIVE MOTOR 120V	47038
9	.875 SNAP BUSHING	45396

Motor Plate Assembly



Item	Part Description	Part No.
1	LIGHT SHIELD CONICAL	40589
2	LAMP HOLDER	47047
3	BLOWER PLUG AND CORD	47199
4	EXHAUST BLOWER	48018
5	BUSHING, SNAP .625 IN	47282
6	KETTLE RECEPTACLE	49330
7	TERMINAL BLOCK	47208
8	KETTLE DRIVE MOTOR 120V	47038
9	.875 SNAP BUSHING	45396

Motor Plate Assembly



Item	Part Description	Part No.
1	LIGHT SHIELD CONICAL	40589
2	LAMP HOLDER	47047
3	BLOWER PLUG AND CORD	47199
4	EXHAUST BLOWER	48018
5	BUSHING, SNAP .625 IN	47282
6	KETTLE RECEPTACLE	49330
7	TERMINAL BLOCK	47208
8	KETTLE DRIVE MOTOR 120V	47038
9	.875 SNAP BUSHING	45396

Safety Labels

1 →

2 →

3 →

4 →

5 →

Unit Labels

Kettle Lead In Label

Power Cord Labels

Item	Part Description	Part No.
1	UNIVERSAL POPPER DECAL	41019
2	MAIN GROUND LABEL	42375
3	SURFACE CONTACT WARNING	87087
4	CONDUIT WARNING LABEL	82840
5	CORD WARNING LABEL	68720

Page 25

gmpopcorn.com

Safety Labels

1 →

2 →

3 →

WARNING! CONTACT WITH THIS SURFACE WHILE THE APPLIANCE IS OPERATING MAY CAUSE BURNS

AVERTISSEMENT! CONTACT AVEC CETTE SURFACE PENDANT LE FONCTIONNEMENT DE L'APPAREIL POURRAIT CAUSER DES BRULURES

87087

Unit Labels

4 →

Kettle Lead In Label

5 →

Power Cord Labels

Item	Part Description	Part No.
1	UNIVERSAL POPPER DECAL	41019
2	MAIN GROUND LABEL	42375
3	SURFACE CONTACT WARNING	87087
4	CONDUIT WARNING LABEL	82840
5	CORD WARNING LABEL	68720

Safety Labels

1 →

2 →

3 →

WARNING! CONTACT WITH THIS SURFACE WHILE THE APPLIANCE IS OPERATING MAY CAUSE BURNS

AVERTISSEMENT! CONTACT AVEC CETTE SURFACE PENDANT LE FONCTIONNEMENT DE L'APPAREIL POURRAIT CAUSER DES BRULURES

87087

Unit Labels

4 →

Kettle Lead In Label

5 →

Power Cord Labels

Item	Part Description	Part No.
1	UNIVERSAL POPPER DECAL	41019
2	MAIN GROUND LABEL	42375
3	SURFACE CONTACT WARNING	87087
4	CONDUIT WARNING LABEL	82840
5	CORD WARNING LABEL	68720

Safety Labels

1 →

2 →

3 →

WARNING! CONTACT WITH THIS SURFACE WHILE THE APPLIANCE IS OPERATING MAY CAUSE BURNS

AVERTISSEMENT! CONTACT AVEC CETTE SURFACE PENDANT LE FONCTIONNEMENT DE L'APPAREIL POURRAIT CAUSER DES BRULURES

87087

Unit Labels

4 →

Kettle Lead In Label

5 →

Power Cord Labels

Item	Part Description	Part No.
1	UNIVERSAL POPPER DECAL	41019
2	MAIN GROUND LABEL	42375
3	SURFACE CONTACT WARNING	87087
4	CONDUIT WARNING LABEL	82840
5	CORD WARNING LABEL	68720

Safety Labels

1 →

2 →

3 →

Unit Labels

4 →

Kettle Lead In Label

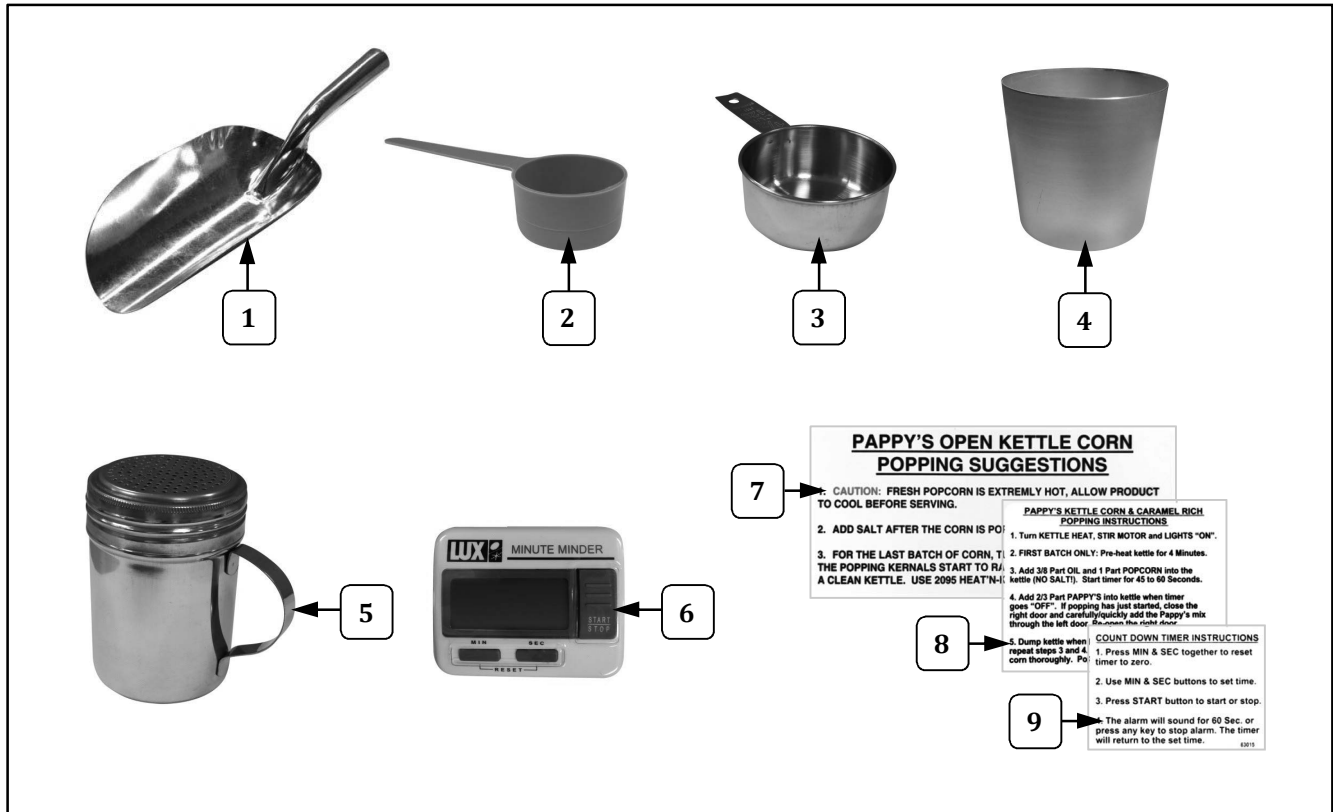
5 →

Power Cord Labels

Item	Part Description	Part No.
1	UNIVERSAL POPPER DECAL	41019
2	MAIN GROUND LABEL	42375
3	SURFACE CONTACT WARNING	87087
4	CONDUIT WARNING LABEL	82840
5	CORD WARNING LABEL	68720



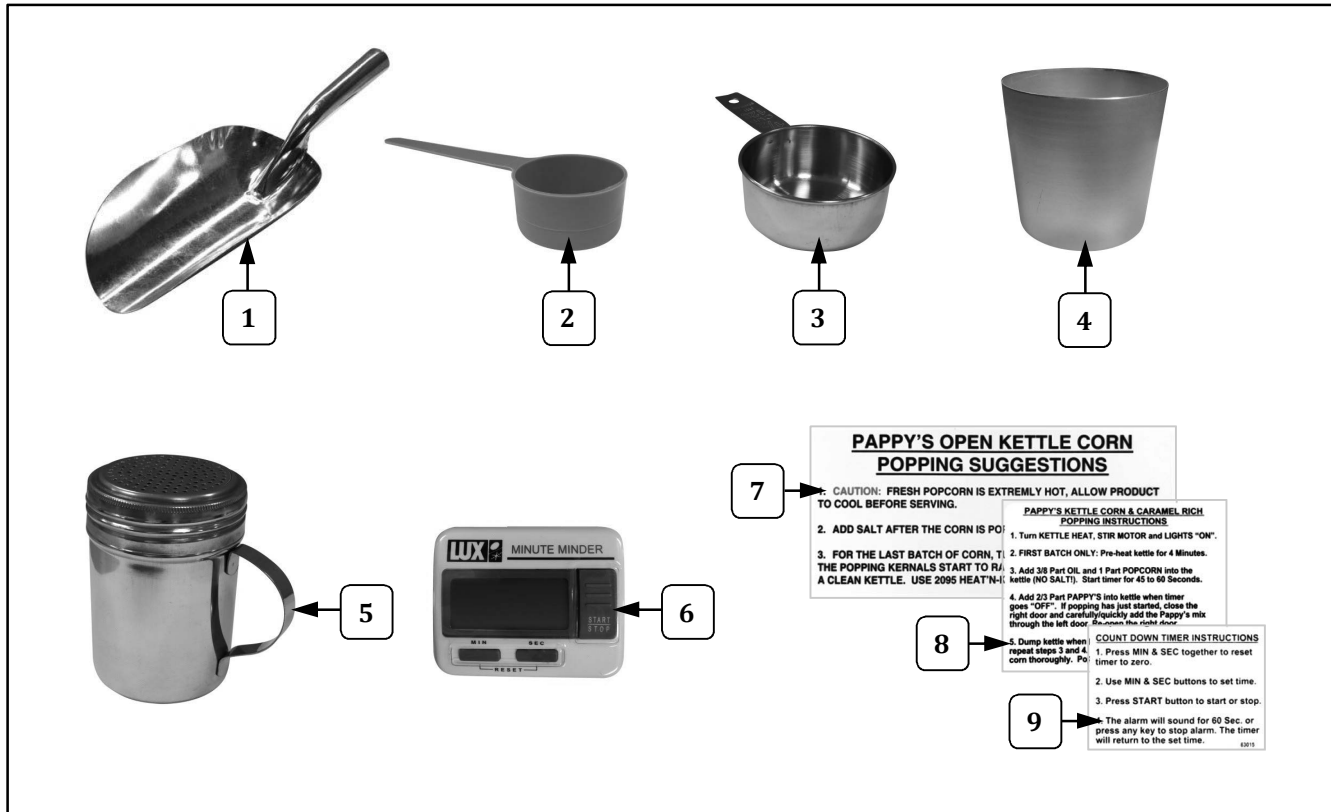
Accessories



Item	Part Description	Part Number	
		2552	2552KC
1	STAMPED ALUMINUM SCOOP	2071	2071
2	14.7 CC MEASURE	47679	47679
3	1/2 CUP MEASURE	47149	47149
4	12 OZ CORN MEASURE	47148	47148
5	SALT SHAKER		63016
6	TIMER, LCD RESETABLE		63012
7	PAPPYS POPPING SUGG LABEL		63011
8	LABEL, PAPPY'S INSTRUCT		63014
9	LABEL, PAPPY'S TIMER		63015



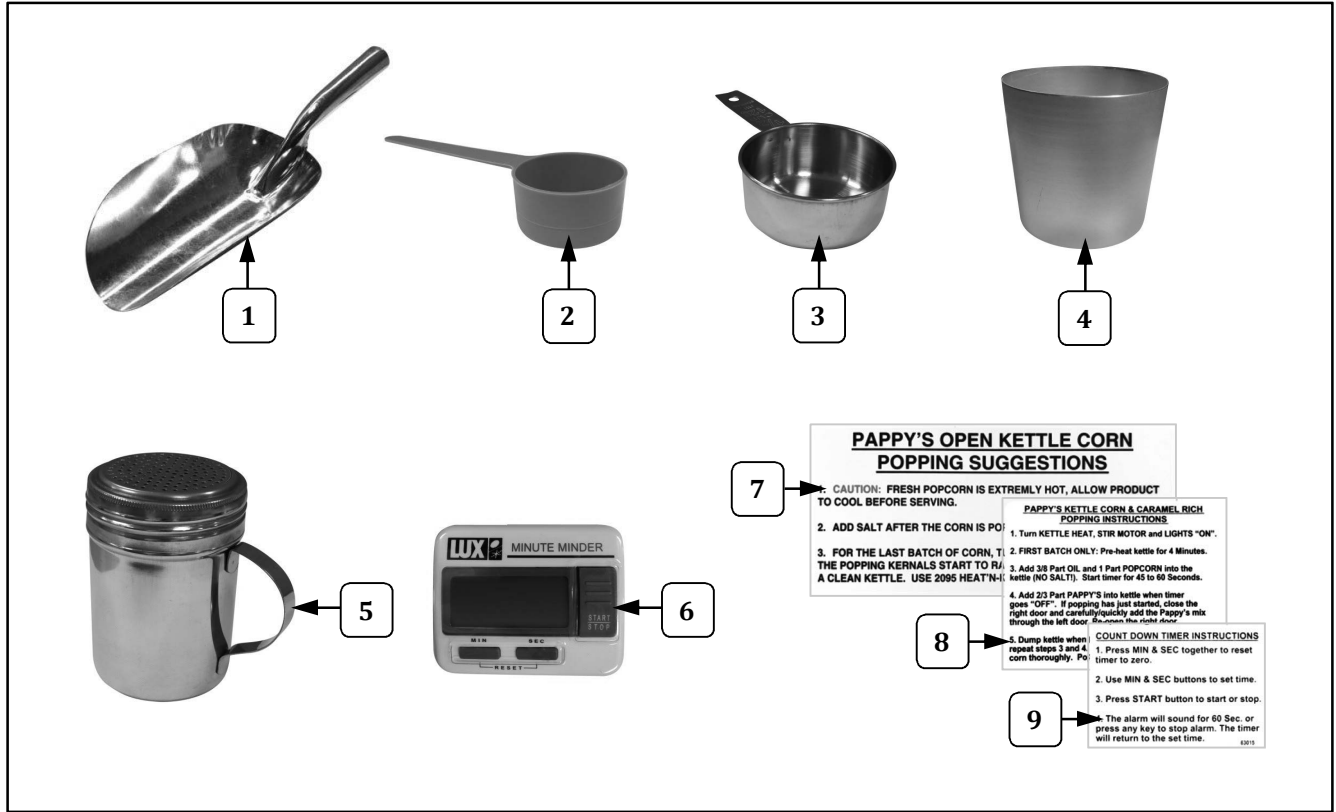
Accessories



Item	Part Description	Part Number	
		2552	2552KC
1	STAMPED ALUMINUM SCOOP	2071	2071
2	14.7 CC MEASURE	47679	47679
3	1/2 CUP MEASURE	47149	47149
4	12 OZ CORN MEASURE	47148	47148
5	SALT SHAKER		63016
6	TIMER, LCD RESETABLE		63012
7	PAPPYS POPPING SUGG LABEL		63011
8	LABEL, PAPPY'S INSTRUCT		63014
9	LABEL, PAPPY'S TIMER		63015



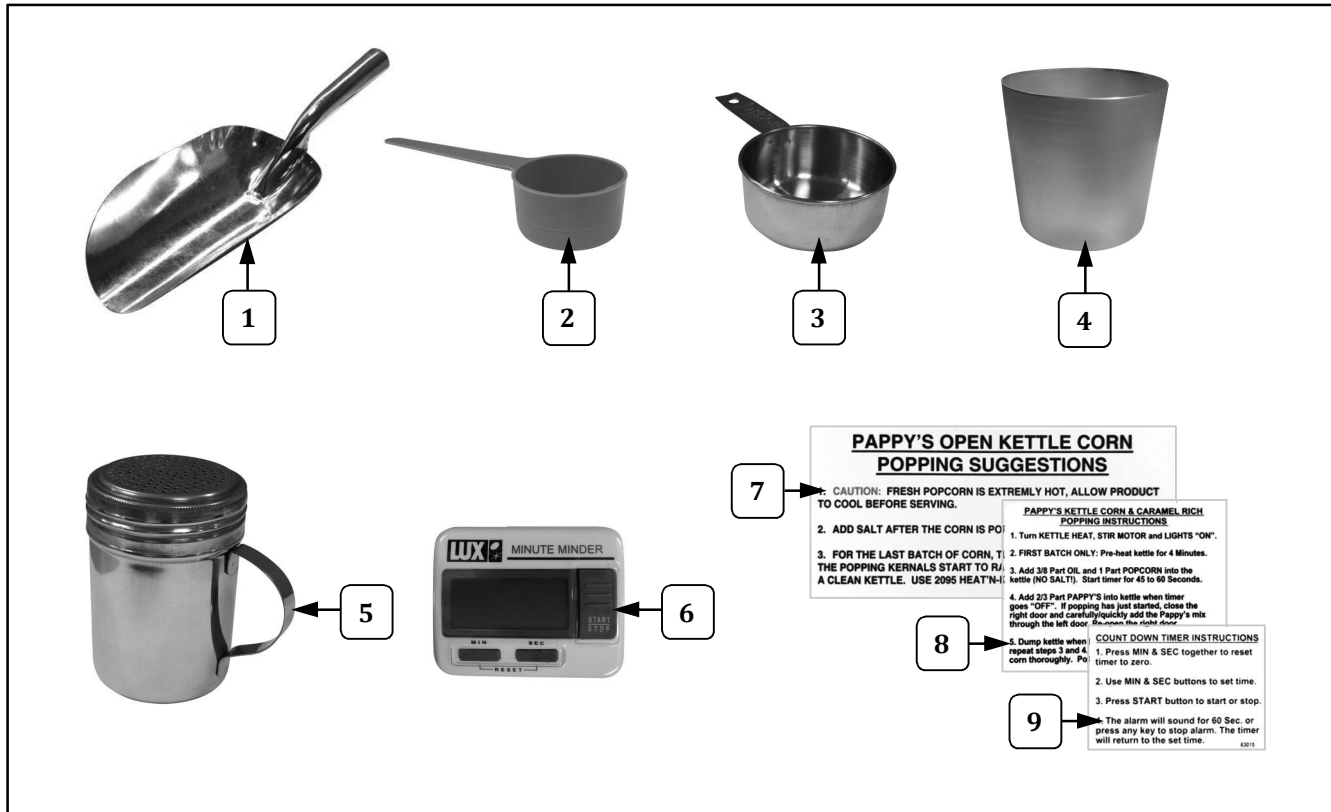
Accessories



Item	Part Description	Part Number	
		2552	2552KC
1	STAMPED ALUMINUM SCOOP	2071	2071
2	14.7 CC MEASURE	47679	47679
3	1/2 CUP MEASURE	47149	47149
4	12 OZ CORN MEASURE	47148	47148
5	SALT SHAKER		63016
6	TIMER, LCD RESETABLE		63012
7	PAPPYS POPPING SUGG LABEL		63011
8	LABEL, PAPPY'S INSTRUCT		63014
9	LABEL, PAPPY'S TIMER		63015



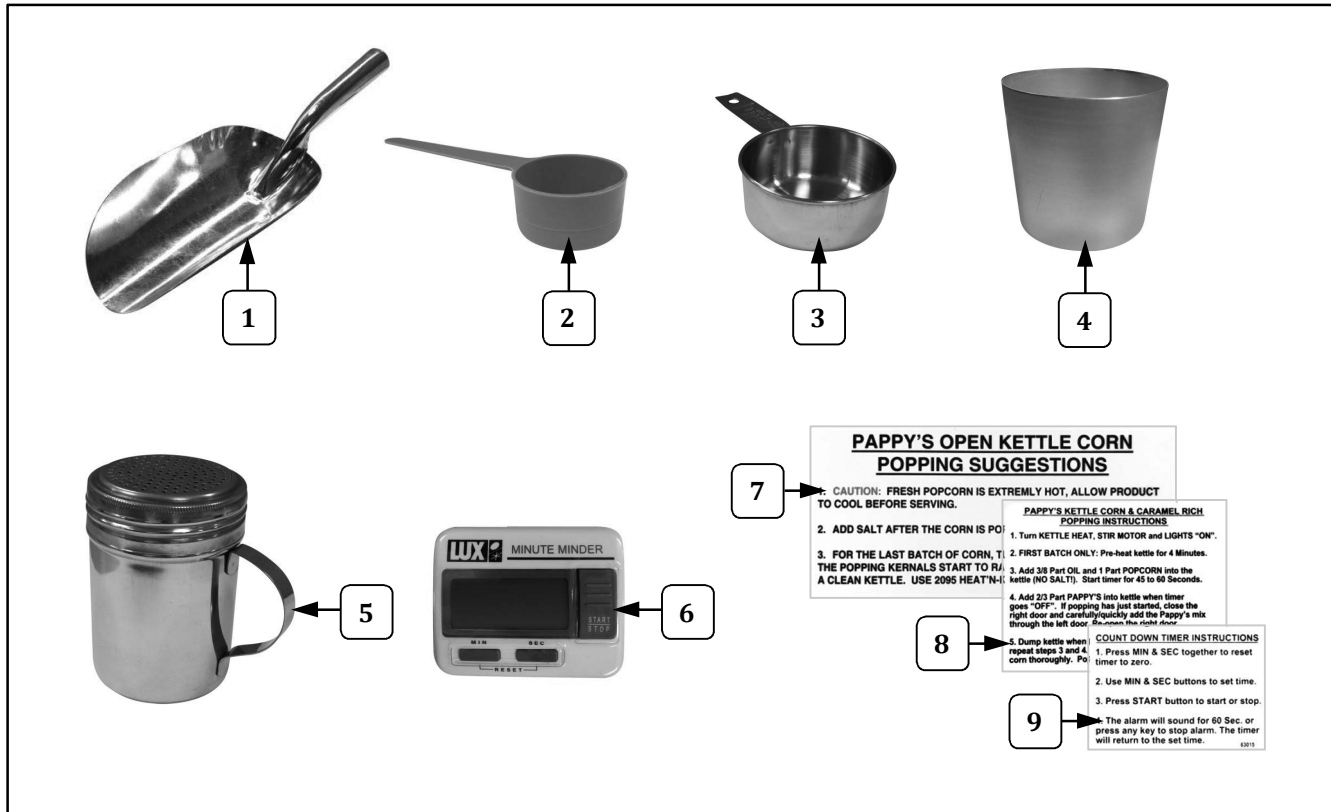
Accessories



Item	Part Description	Part Number	
		2552	2552KC
1	STAMPED ALUMINUM SCOOP	2071	2071
2	14.7 CC MEASURE	47679	47679
3	1/2 CUP MEASURE	47149	47149
4	12 OZ CORN MEASURE	47148	47148
5	SALT SHAKER		63016
6	TIMER, LCD RESETTABLE		63012
7	PAPPYS POPPING SUGG LABEL		63011
8	LABEL, PAPPY'S INSTRUCT		63014
9	LABEL, PAPPY'S TIMER		63015



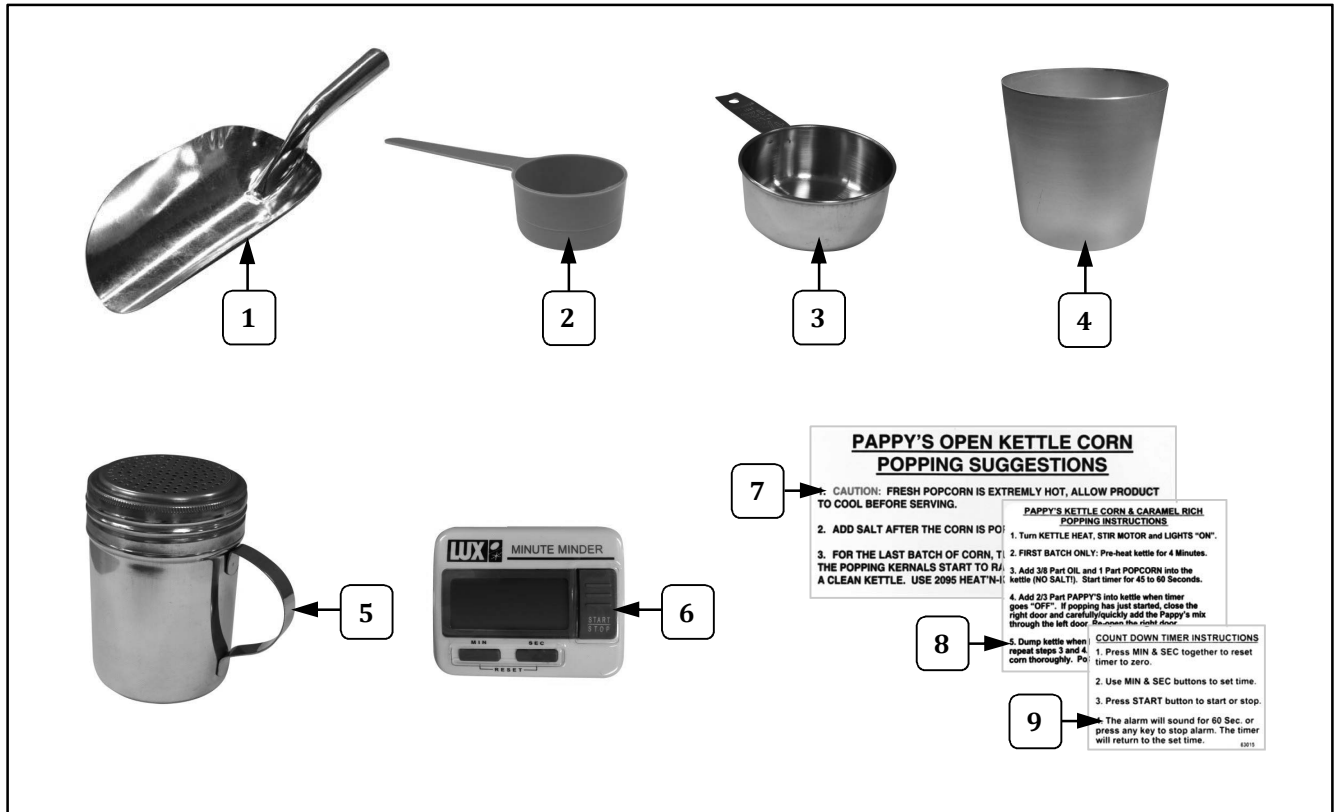
Accessories



Item	Part Description	Part Number	
		2552	2552KC
1	STAMPED ALUMINUM SCOOP	2071	2071
2	14.7 CC MEASURE	47679	47679
3	1/2 CUP MEASURE	47149	47149
4	12 OZ CORN MEASURE	47148	47148
5	SALT SHAKER		63016
6	TIMER, LCD RESETABLE		63012
7	PAPPYS POPPING SUGG LABEL		63011
8	LABEL, PAPPY'S INSTRUCT		63014
9	LABEL, PAPPY'S TIMER		63015



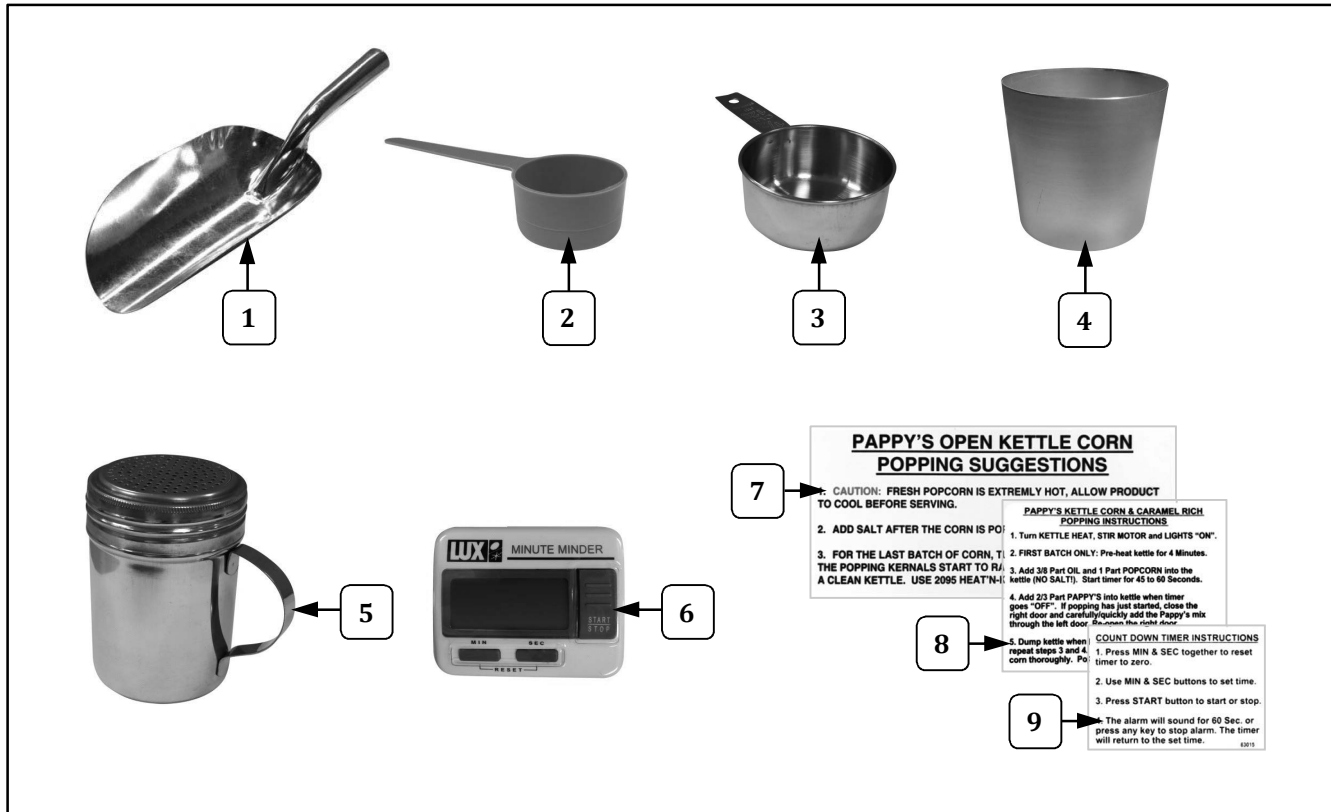
Accessories



Item	Part Description	Part Number	
		2552	2552KC
1	STAMPED ALUMINUM SCOOP	2071	2071
2	14.7 CC MEASURE	47679	47679
3	1/2 CUP MEASURE	47149	47149
4	12 OZ CORN MEASURE	47148	47148
5	SALT SHAKER		63016
6	TIMER, LCD RESETABLE		63012
7	PAPPYS POPPING SUGG LABEL		63011
8	LABEL, PAPPY'S INSTRUCT		63014
9	LABEL, PAPPY'S TIMER		63015



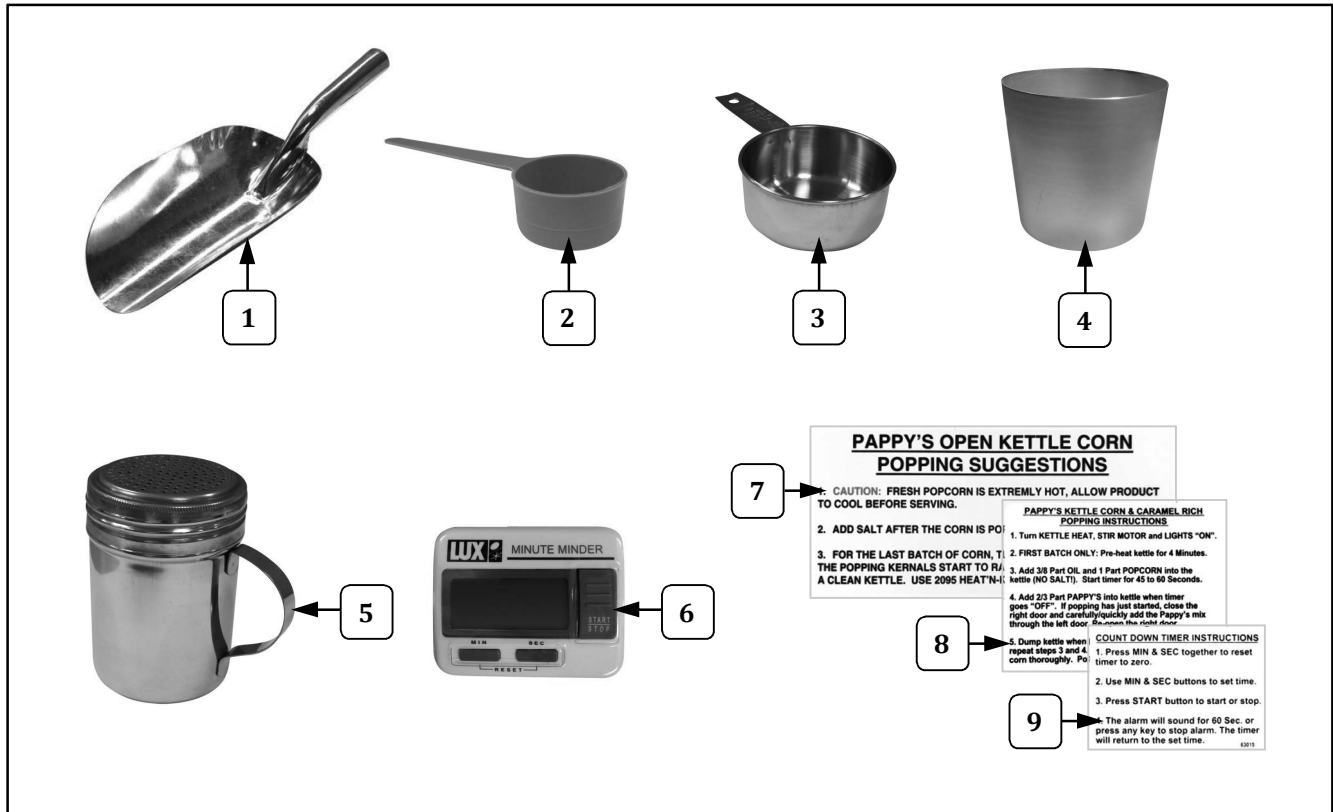
Accessories



Item	Part Description	Part Number	
		2552	2552KC
1	STAMPED ALUMINUM SCOOP	2071	2071
2	14.7 CC MEASURE	47679	47679
3	1/2 CUP MEASURE	47149	47149
4	12 OZ CORN MEASURE	47148	47148
5	SALT SHAKER		63016
6	TIMER, LCD RESETABLE		63012
7	PAPPYS POPPING SUGG LABEL		63011
8	LABEL, PAPPY'S INSTRUCT		63014
9	LABEL, PAPPY'S TIMER		63015



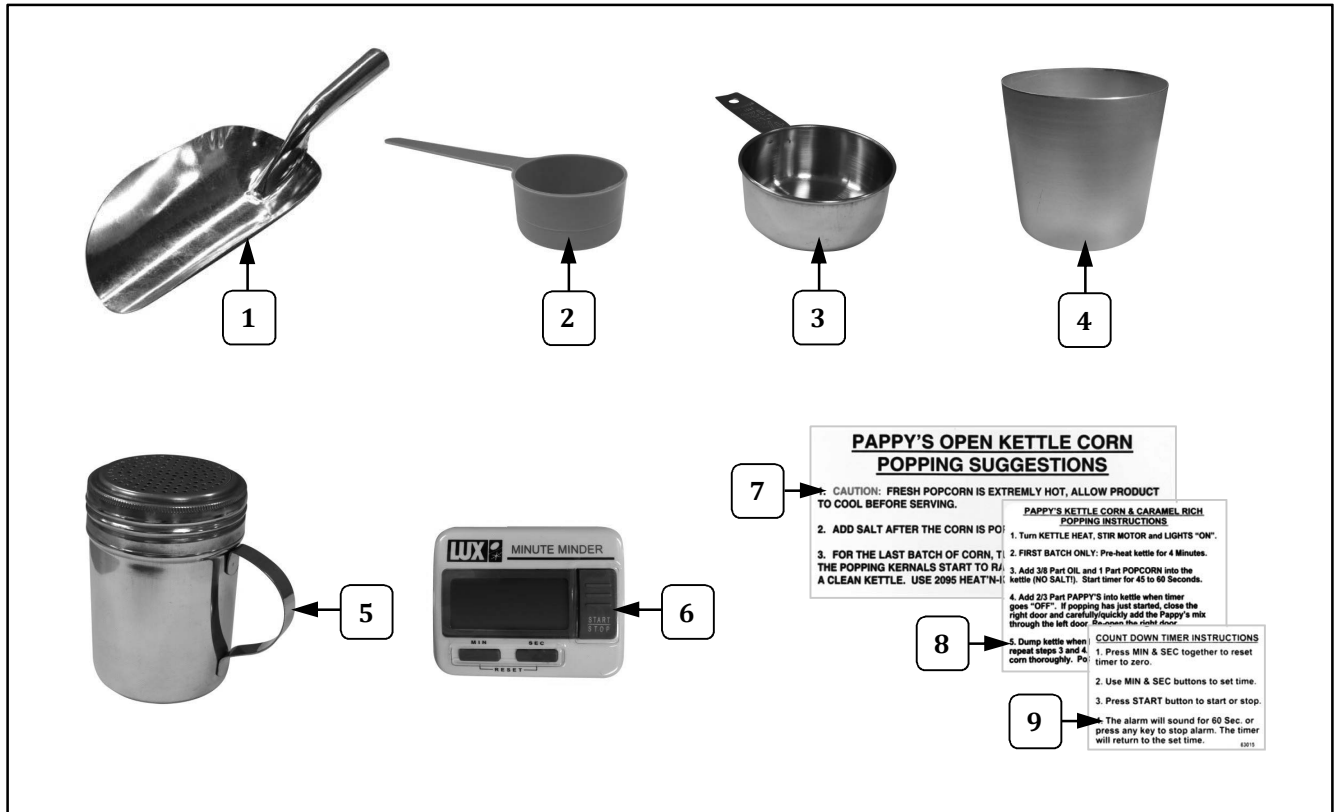
Accessories



Item	Part Description	Part Number	
		2552	2552KC
1	STAMPED ALUMINUM SCOOP	2071	2071
2	14.7 CC MEASURE	47679	47679
3	1/2 CUP MEASURE	47149	47149
4	12 OZ CORN MEASURE	47148	47148
5	SALT SHAKER		63016
6	TIMER, LCD RESETABLE		63012
7	PAPPYS POPPING SUGG LABEL		63011
8	LABEL, PAPPY'S INSTRUCT		63014
9	LABEL, PAPPY'S TIMER		63015



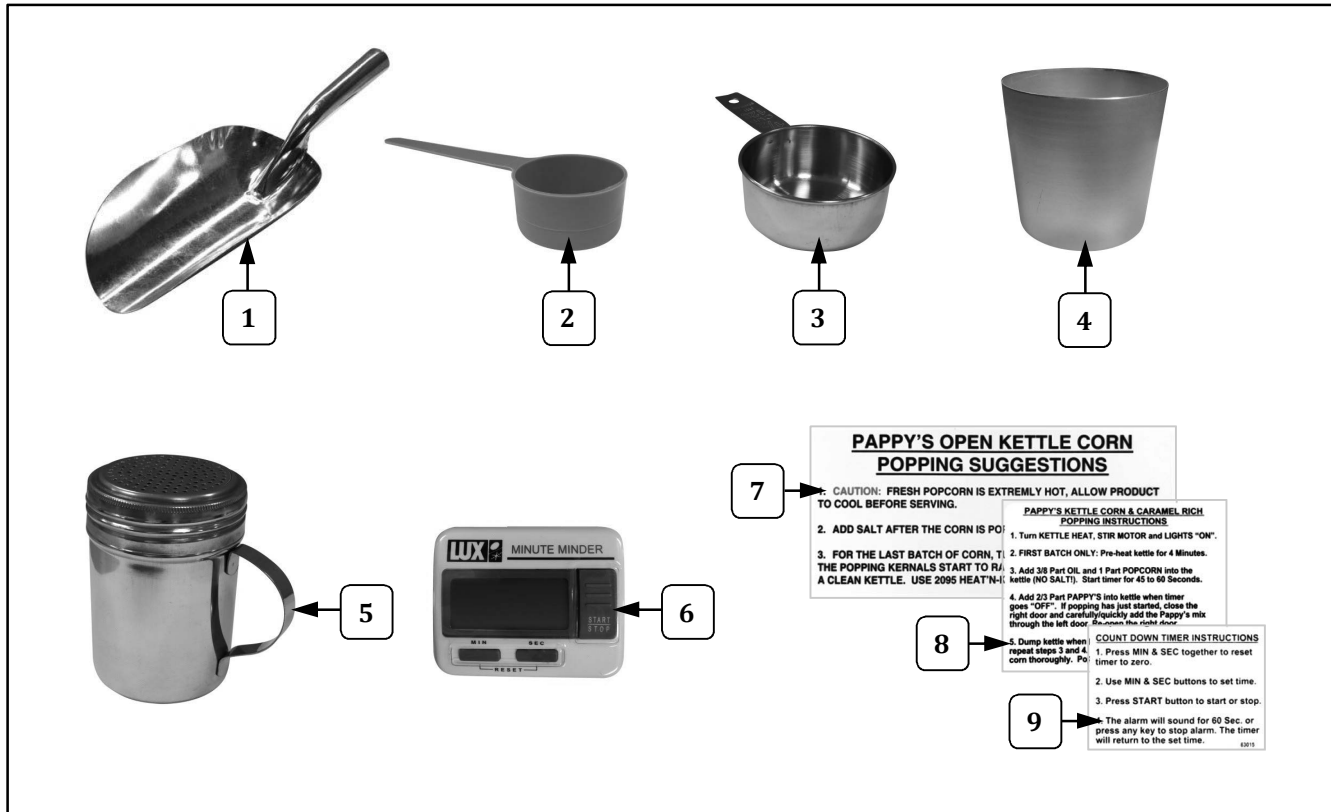
Accessories



Item	Part Description	Part Number	
		2552	2552KC
1	STAMPED ALUMINUM SCOOP	2071	2071
2	14.7 CC MEASURE	47679	47679
3	1/2 CUP MEASURE	47149	47149
4	12 OZ CORN MEASURE	47148	47148
5	SALT SHAKER		63016
6	TIMER, LCD RESETTABLE		63012
7	PAPPYS POPPING SUGG LABEL		63011
8	LABEL, PAPPY'S INSTRUCT		63014
9	LABEL, PAPPY'S TIMER		63015



Accessories



Item	Part Description	Part Number	
		2552	2552KC
1	STAMPED ALUMINUM SCOOP	2071	2071
2	14.7 CC MEASURE	47679	47679
3	1/2 CUP MEASURE	47149	47149
4	12 OZ CORN MEASURE	47148	47148
5	SALT SHAKER		63016
6	TIMER, LCD RESETABLE		63012
7	PAPPYS POPPING SUGG LABEL		63011
8	LABEL, PAPPY'S INSTRUCT		63014
9	LABEL, PAPPY'S TIMER		63015