



INSTALLATION INSTRUCTIONS

Inspection of Shipment

After unpacking, check thoroughly for any damage which may have occurred in transit. Claims should be filed immediately with the transportation company. The warranty does not cover damage that occurs in transit, or damage caused by abuse, or consequential damage due to the operation of this machine, since it is beyond our control.

Manual

Read and understand the operator's manual and all other safety instructions before using this equipment. To order copies of the operator's manual go to gmpopcorn.com or write to Gold Medal Products Co., 10700 Medallion Drive, Cincinnati, OH 45241 USA 1-(800)-543-0862.


Model Description

This unit is designed for Portion Pack Cheese Containers, not acceptable for open volatile food products.

5587: Portion Cup Cheese Warmer with 3 adjustable racks.

5587EX: Export Portion Cup Cheese Warmer with 3 adjustable racks.

Items Included with this Unit



**Instruction
Manual**



**Registration
Warranty Card**



Black Crutch Tips
(PN 49123) 4 required



(1) Door Knob and (1) Tee Bolt
Knob (PN 47120)
Tee Bolt (PN 75267)



INSTALLATION INSTRUCTIONS

Inspection of Shipment

After unpacking, check thoroughly for any damage which may have occurred in transit. Claims should be filed immediately with the transportation company. The warranty does not cover damage that occurs in transit, or damage caused by abuse, or consequential damage due to the operation of this machine, since it is beyond our control.

Manual

Read and understand the operator's manual and all other safety instructions before using this equipment. To order copies of the operator's manual go to gmpopcorn.com or write to Gold Medal Products Co., 10700 Medallion Drive, Cincinnati, OH 45241 USA 1-(800)-543-0862.


Model Description

This unit is designed for Portion Pack Cheese Containers, not acceptable for open volatile food products.

5587: Portion Cup Cheese Warmer with 3 adjustable racks.

5587EX: Export Portion Cup Cheese Warmer with 3 adjustable racks.

Items Included with this Unit



**Instruction
Manual**



**Registration
Warranty Card**



Black Crutch Tips
(PN 49123) 4 required



(1) Door Knob and (1) Tee Bolt
Knob (PN 47120)
Tee Bolt (PN 75267)



INSTALLATION INSTRUCTIONS

Inspection of Shipment

After unpacking, check thoroughly for any damage which may have occurred in transit. Claims should be filed immediately with the transportation company. The warranty does not cover damage that occurs in transit, or damage caused by abuse, or consequential damage due to the operation of this machine, since it is beyond our control.

Manual

Read and understand the operator's manual and all other safety instructions before using this equipment. To order copies of the operator's manual go to gmpopcorn.com or write to Gold Medal Products Co., 10700 Medallion Drive, Cincinnati, OH 45241 USA 1-(800)-543-0862.


Model Description

This unit is designed for Portion Pack Cheese Containers, not acceptable for open volatile food products.

5587: Portion Cup Cheese Warmer with 3 adjustable racks.

5587EX: Export Portion Cup Cheese Warmer with 3 adjustable racks.

Items Included with this Unit



**Instruction
Manual**



**Registration
Warranty Card**

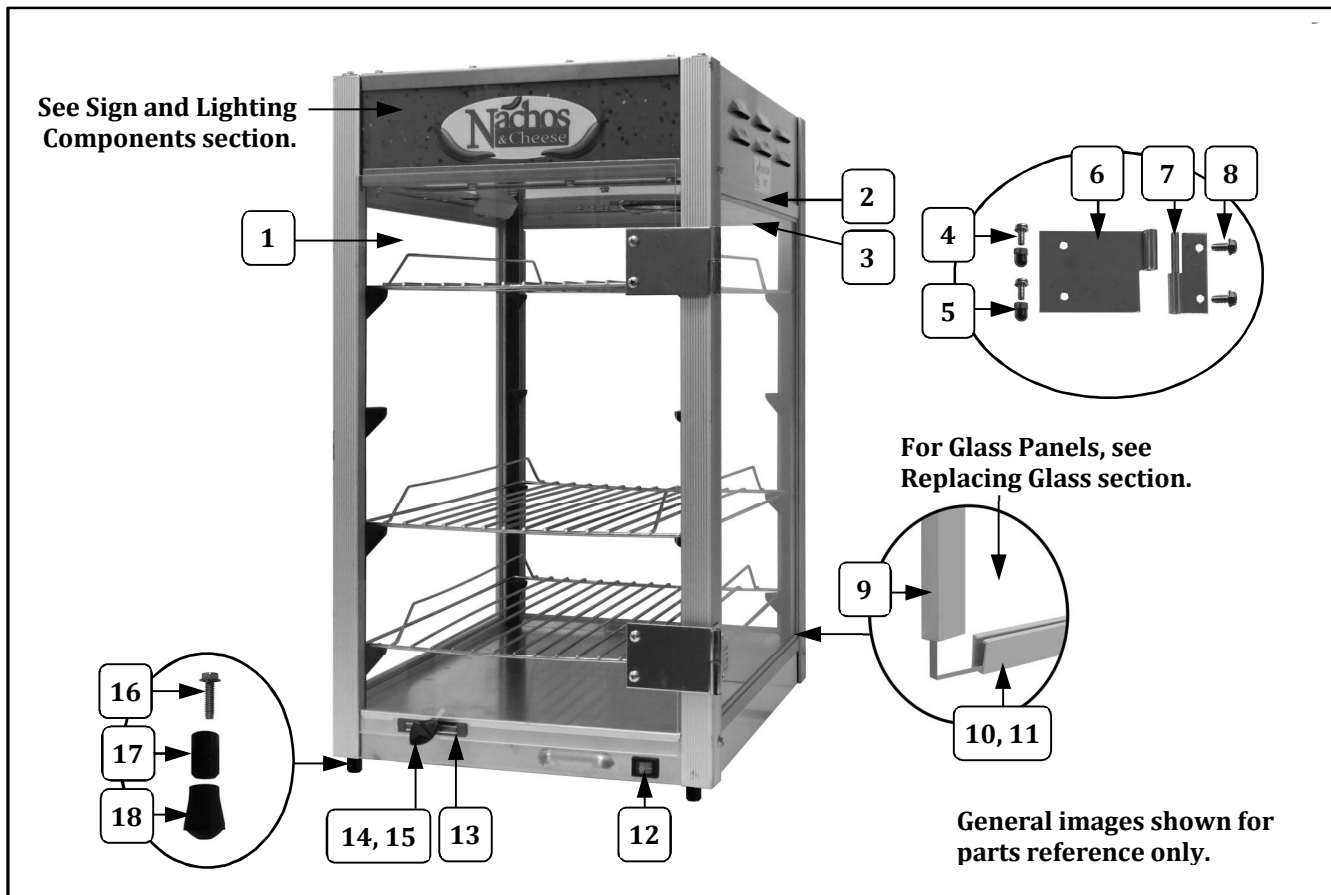


Black Crutch Tips
(PN 49123) 4 required



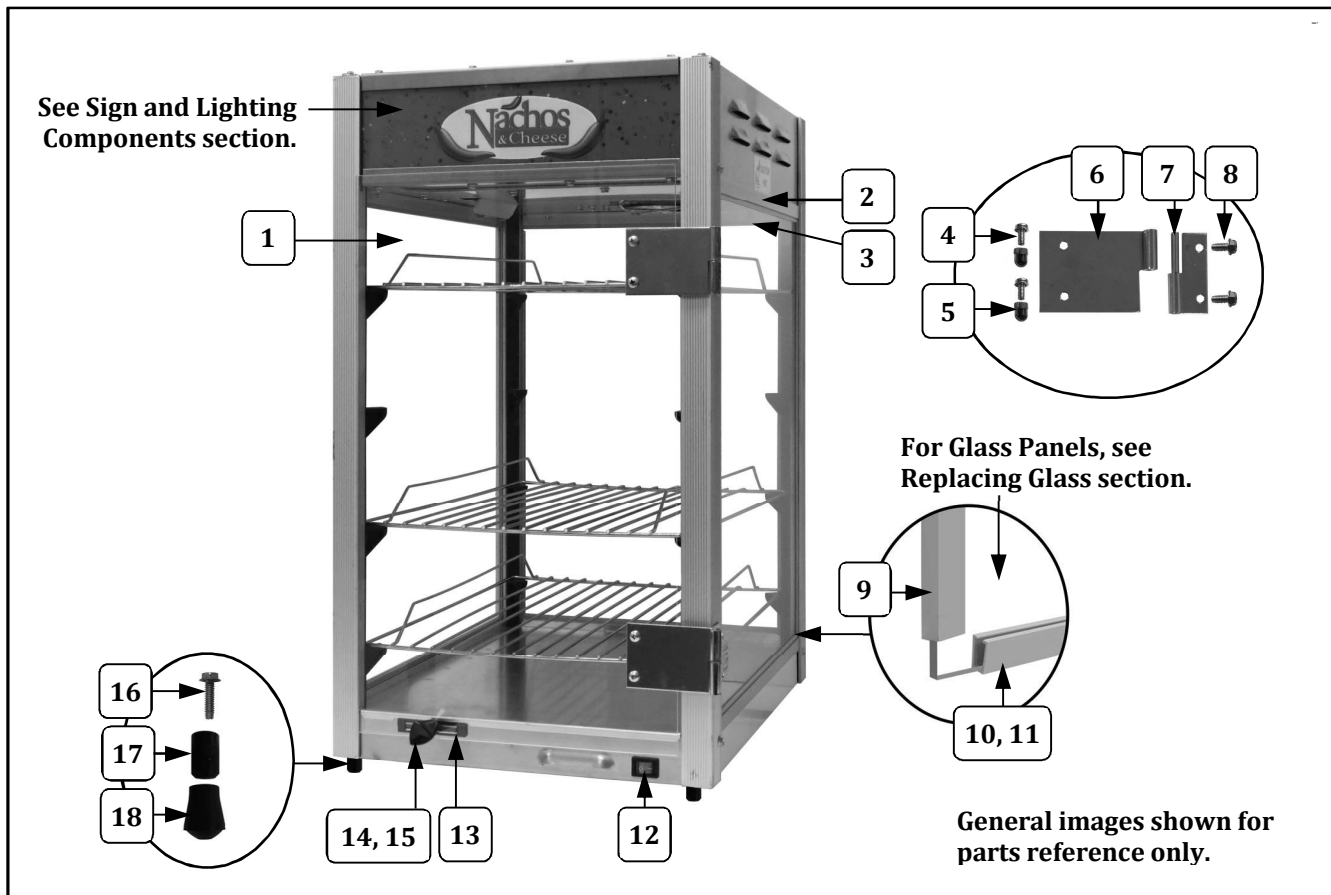
(1) Door Knob and (1) Tee Bolt
Knob (PN 47120)
Tee Bolt (PN 75267)

Cabinet Exterior – Front View



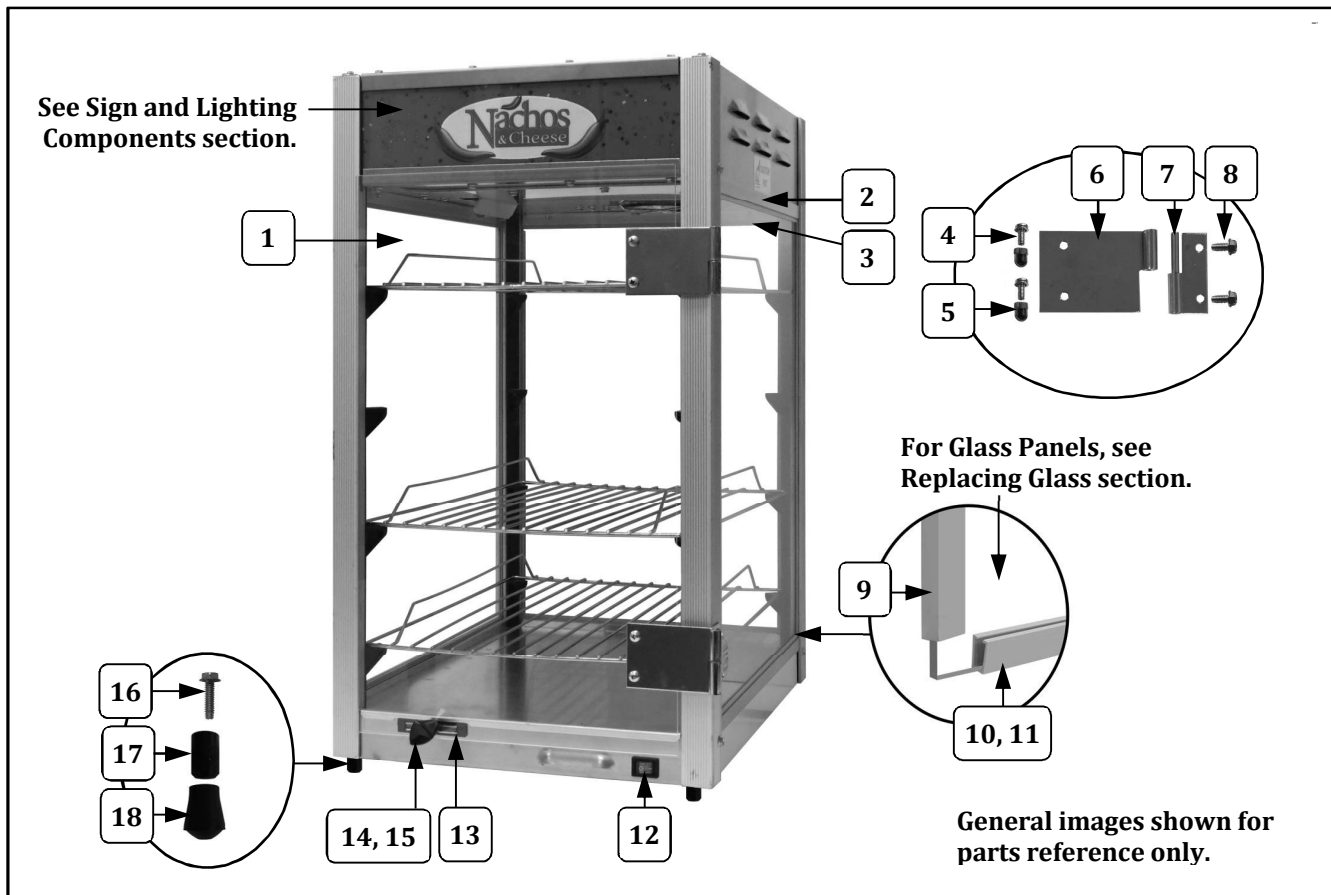
Item	Part Description	Part Number
		All Models
1	DOOR (1 door panel)	74714
2	RIGID CHANNEL, SIDE	74706
3	RIGID CHANNEL, FRONT	74707
4	8-32 X 3/8 PH PAN W/SEMS	42227
5	ACORN NUT #8-32	47702
6	FEMALE HINGE RIGHT HAND	61373
7	MALE HINGE SHORT RIGHT	41350
8	8-32 X 3/8 SLT. HWH M/S	49594
9	GLASS CHAN 16 1/8 (used on side edges of front and side glass panels)	49845
10	GLASS CHAN 13 5/8 (used on bottom edge of side glass panels)	74717
11	GLASS CHAN 10 7/8 (used on bottom edge of front glass panel)	74719
12	ROCKER SWITCH DPST	42532
13	MAGNETIC CATCH	47561
14	KNOB LID LIFT	47120
15	TEE BOLT #8-32X3/8 ZP	75267
16	10-24 X 3/4 HEX HEAD SCREW	41314
17	GLIDE	47328
18	CRUTCH TIP	49123

Cabinet Exterior – Front View



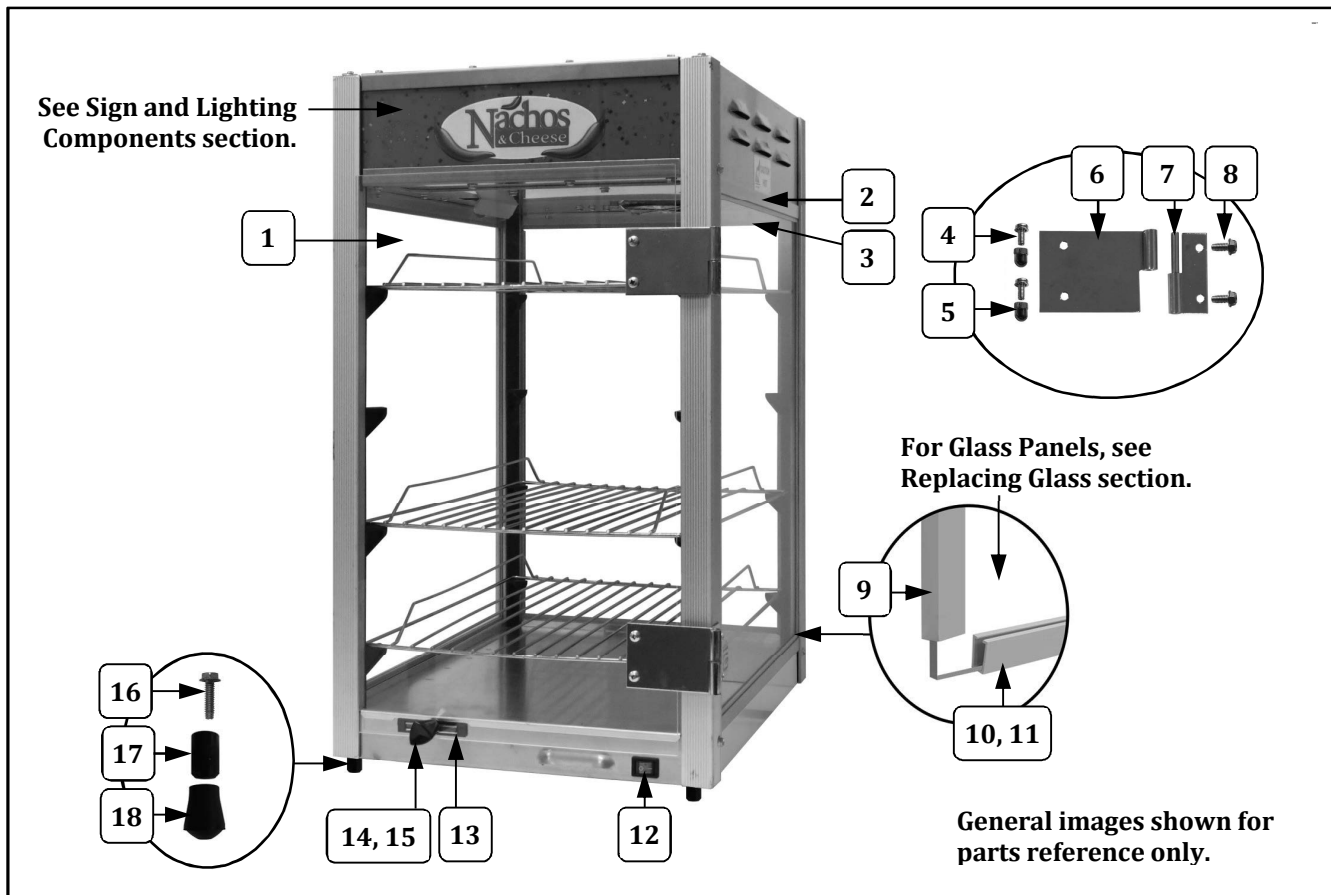
Item	Part Description	Part Number
		All Models
1	DOOR (1 door panel)	74714
2	RIGID CHANNEL, SIDE	74706
3	RIGID CHANNEL, FRONT	74707
4	8-32 X 3/8 PH PAN W/SEMS	42227
5	ACORN NUT #8-32	47702
6	FEMALE HINGE RIGHT HAND	61373
7	MALE HINGE SHORT RIGHT	41350
8	8-32 X 3/8 SLT. HWH M/S	49594
9	GLASS CHAN 16 1/8 (used on side edges of front and side glass panels)	49845
10	GLASS CHAN 13 5/8 (used on bottom edge of side glass panels)	74717
11	GLASS CHAN 10 7/8 (used on bottom edge of front glass panel)	74719
12	ROCKER SWITCH DPST	42532
13	MAGNETIC CATCH	47561
14	KNOB LID LIFT	47120
15	TEE BOLT #8-32X3/8 ZP	75267
16	10-24 X 3/4 HEX HEAD SCREW	41314
17	GLIDE	47328
18	CRUTCH TIP	49123

Cabinet Exterior – Front View



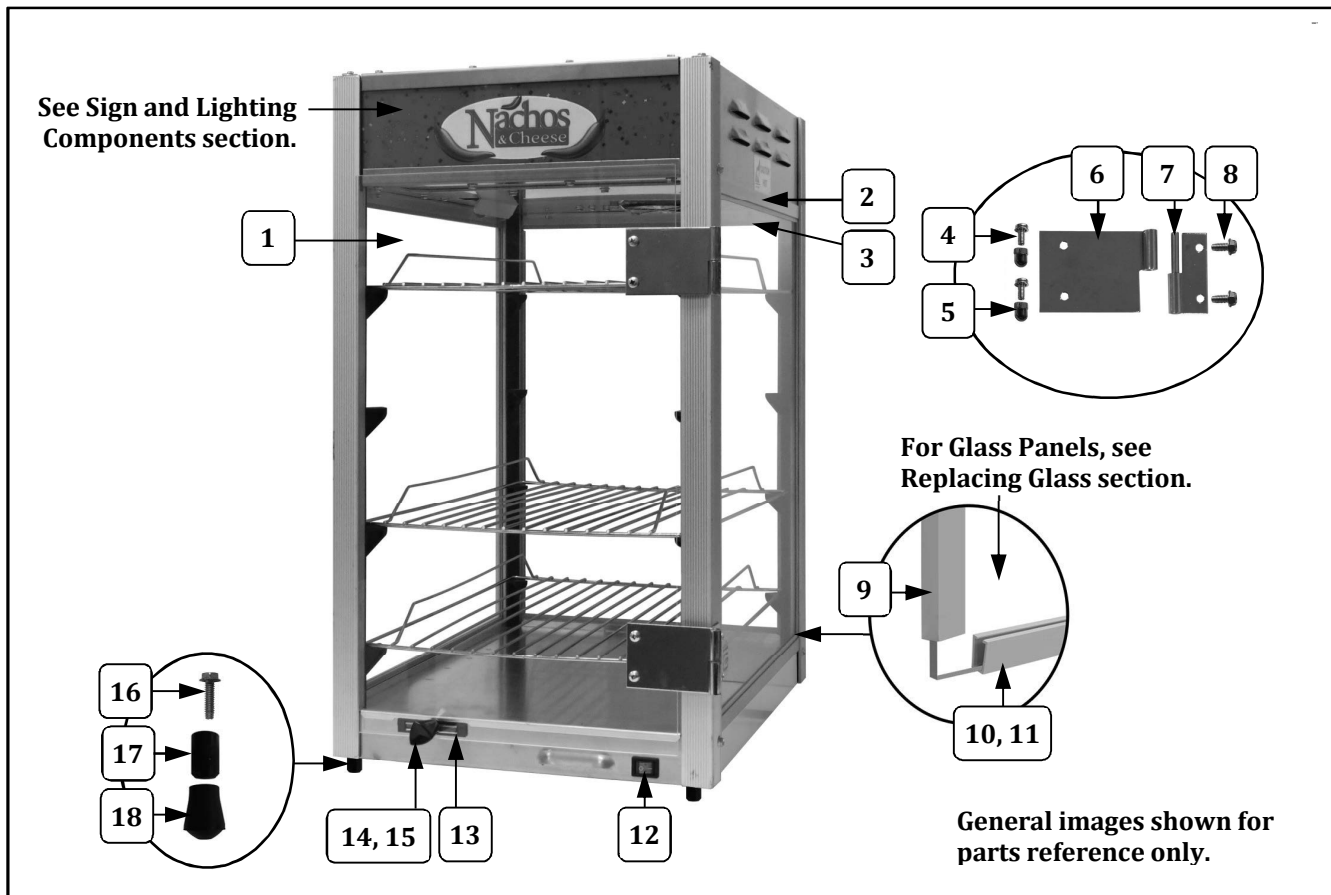
Item	Part Description	Part Number
		All Models
1	DOOR (1 door panel)	74714
2	RIGID CHANNEL, SIDE	74706
3	RIGID CHANNEL, FRONT	74707
4	8-32 X 3/8 PH PAN W/SEMS	42227
5	ACORN NUT #8-32	47702
6	FEMALE HINGE RIGHT HAND	61373
7	MALE HINGE SHORT RIGHT	41350
8	8-32 X 3/8 SLT. HWH M/S	49594
9	GLASS CHAN 16 1/8 (used on side edges of front and side glass panels)	49845
10	GLASS CHAN 13 5/8 (used on bottom edge of side glass panels)	74717
11	GLASS CHAN 10 7/8 (used on bottom edge of front glass panel)	74719
12	ROCKER SWITCH DPST	42532
13	MAGNETIC CATCH	47561
14	KNOB LID LIFT	47120
15	TEE BOLT #8-32X3/8 ZP	75267
16	10-24 X 3/4 HEX HEAD SCREW	41314
17	GLIDE	47328
18	CRUTCH TIP	49123

Cabinet Exterior – Front View



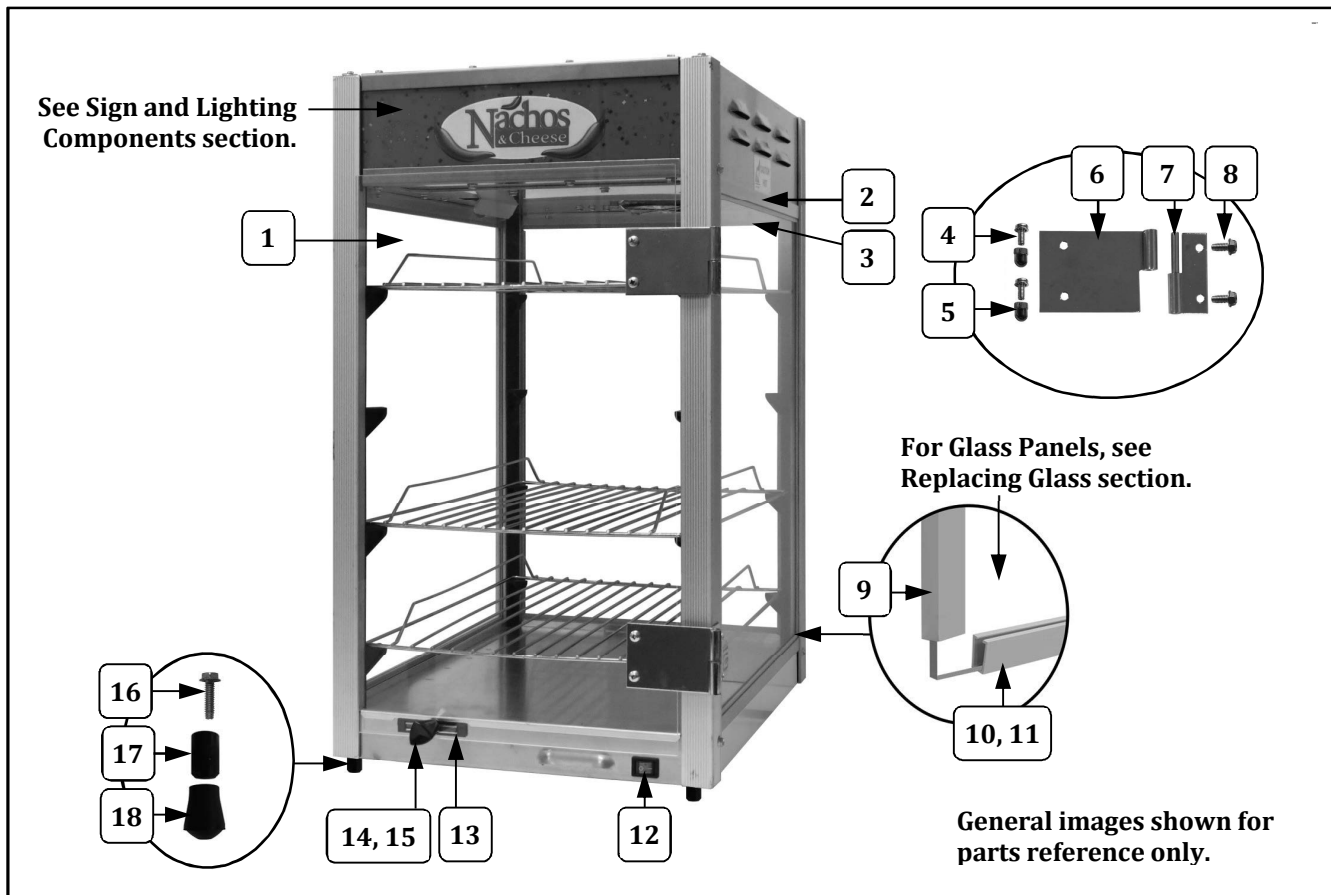
Item	Part Description	Part Number
		All Models
1	DOOR (1 door panel)	74714
2	RIGID CHANNEL, SIDE	74706
3	RIGID CHANNEL, FRONT	74707
4	8-32 X 3/8 PH PAN W/SEMS	42227
5	ACORN NUT #8-32	47702
6	FEMALE HINGE RIGHT HAND	61373
7	MALE HINGE SHORT RIGHT	41350
8	8-32 X 3/8 SLT. HWH M/S	49594
9	GLASS CHAN 16 1/8 (used on side edges of front and side glass panels)	49845
10	GLASS CHAN 13 5/8 (used on bottom edge of side glass panels)	74717
11	GLASS CHAN 10 7/8 (used on bottom edge of front glass panel)	74719
12	ROCKER SWITCH DPST	42532
13	MAGNETIC CATCH	47561
14	KNOB LID LIFT	47120
15	TEE BOLT #8-32X3/8 ZP	75267
16	10-24 X 3/4 HEX HEAD SCREW	41314
17	GLIDE	47328
18	CRUTCH TIP	49123

Cabinet Exterior – Front View



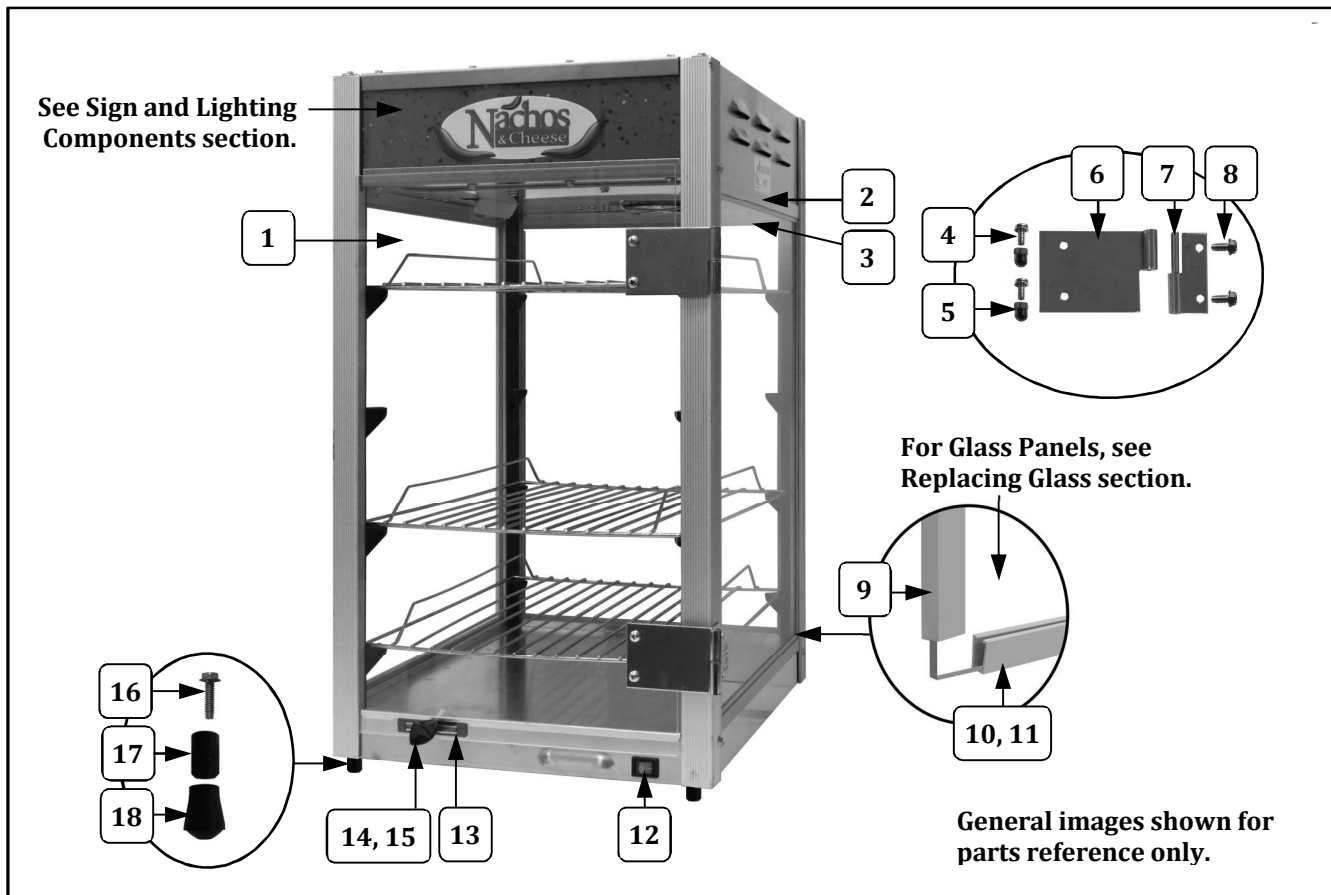
Item	Part Description	Part Number
		All Models
1	DOOR (1 door panel)	74714
2	RIGID CHANNEL, SIDE	74706
3	RIGID CHANNEL, FRONT	74707
4	8-32 X 3/8 PH PAN W/SEMS	42227
5	ACORN NUT #8-32	47702
6	FEMALE HINGE RIGHT HAND	61373
7	MALE HINGE SHORT RIGHT	41350
8	8-32 X 3/8 SLT. HWH M/S	49594
9	GLASS CHAN 16 1/8 (used on side edges of front and side glass panels)	49845
10	GLASS CHAN 13 5/8 (used on bottom edge of side glass panels)	74717
11	GLASS CHAN 10 7/8 (used on bottom edge of front glass panel)	74719
12	ROCKER SWITCH DPST	42532
13	MAGNETIC CATCH	47561
14	KNOB LID LIFT	47120
15	TEE BOLT #8-32X3/8 ZP	75267
16	10-24 X 3/4 HEX HEAD SCREW	41314
17	GLIDE	47328
18	CRUTCH TIP	49123

Cabinet Exterior – Front View



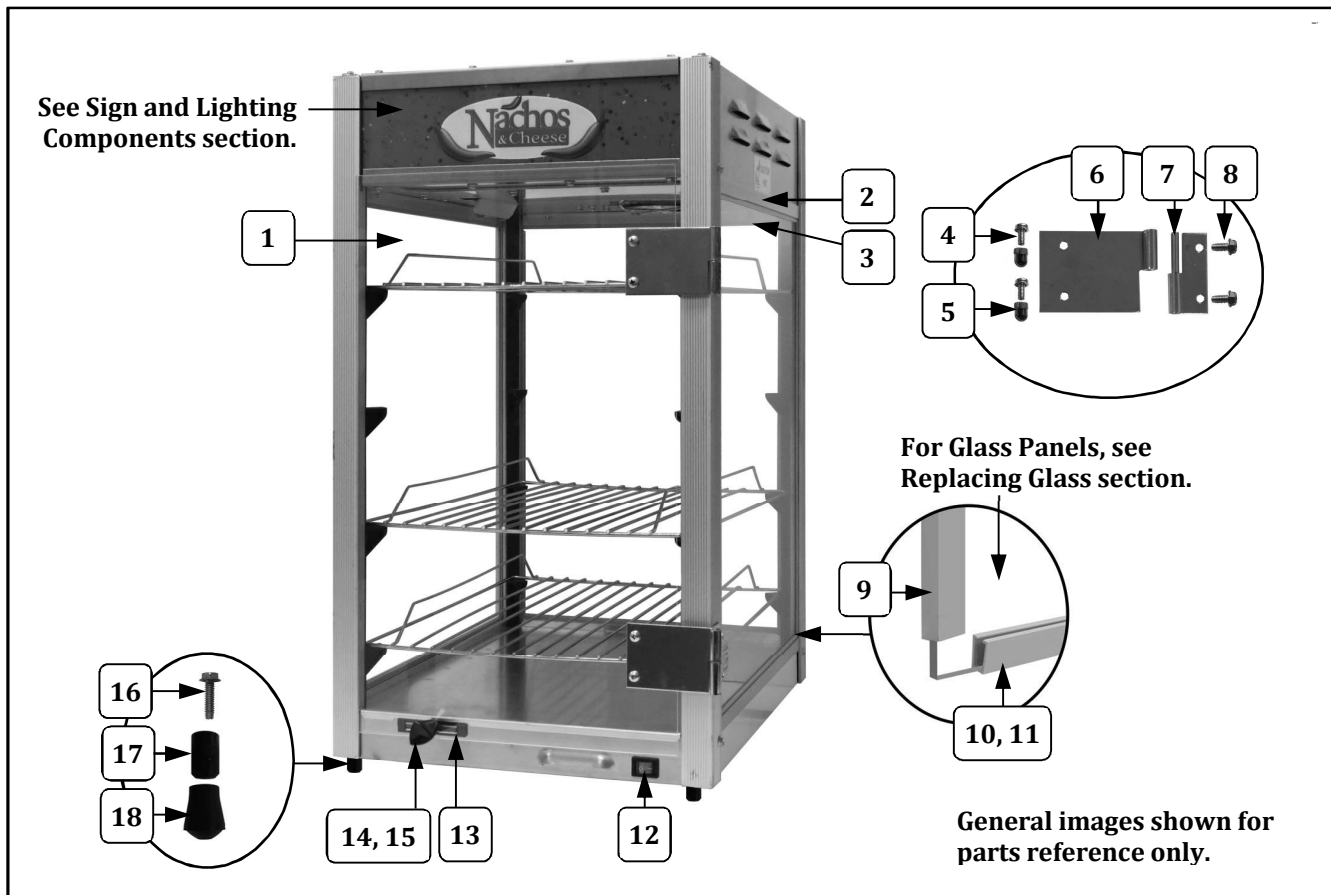
Item	Part Description	Part Number
		All Models
1	DOOR (1 door panel)	74714
2	RIGID CHANNEL, SIDE	74706
3	RIGID CHANNEL, FRONT	74707
4	8-32 X 3/8 PH PAN W/SEMS	42227
5	ACORN NUT #8-32	47702
6	FEMALE HINGE RIGHT HAND	61373
7	MALE HINGE SHORT RIGHT	41350
8	8-32 X 3/8 SLT. HWH M/S	49594
9	GLASS CHAN 16 1/8 (used on side edges of front and side glass panels)	49845
10	GLASS CHAN 13 5/8 (used on bottom edge of side glass panels)	74717
11	GLASS CHAN 10 7/8 (used on bottom edge of front glass panel)	74719
12	ROCKER SWITCH DPST	42532
13	MAGNETIC CATCH	47561
14	KNOB LID LIFT	47120
15	TEE BOLT #8-32X3/8 ZP	75267
16	10-24 X 3/4 HEX HEAD SCREW	41314
17	GLIDE	47328
18	CRUTCH TIP	49123

Cabinet Exterior – Front View



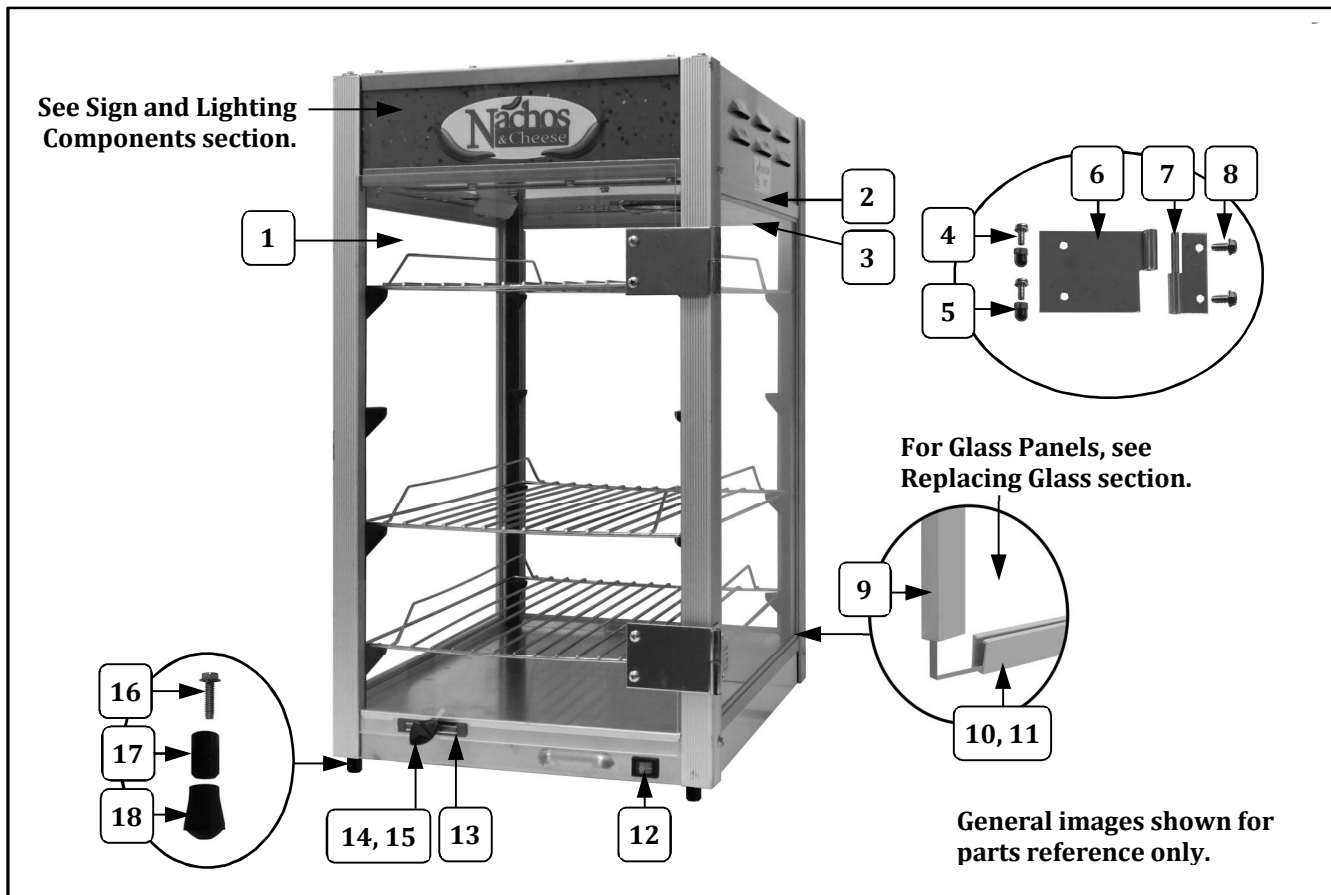
Item	Part Description	Part Number
		All Models
1	DOOR (1 door panel)	74714
2	RIGID CHANNEL, SIDE	74706
3	RIGID CHANNEL, FRONT	74707
4	8-32 X 3/8 PH PAN W/SEMS	42227
5	ACORN NUT #8-32	47702
6	FEMALE HINGE RIGHT HAND	61373
7	MALE HINGE SHORT RIGHT	41350
8	8-32 X 3/8 SLT. HWH M/S	49594
9	GLASS CHAN 16 1/8 (used on side edges of front and side glass panels)	49845
10	GLASS CHAN 13 5/8 (used on bottom edge of side glass panels)	74717
11	GLASS CHAN 10 7/8 (used on bottom edge of front glass panel)	74719
12	ROCKER SWITCH DPST	42532
13	MAGNETIC CATCH	47561
14	KNOB LID LIFT	47120
15	TEE BOLT #8-32X3/8 ZP	75267
16	10-24 X 3/4 HEX HEAD SCREW	41314
17	GLIDE	47328
18	CRUTCH TIP	49123

Cabinet Exterior – Front View



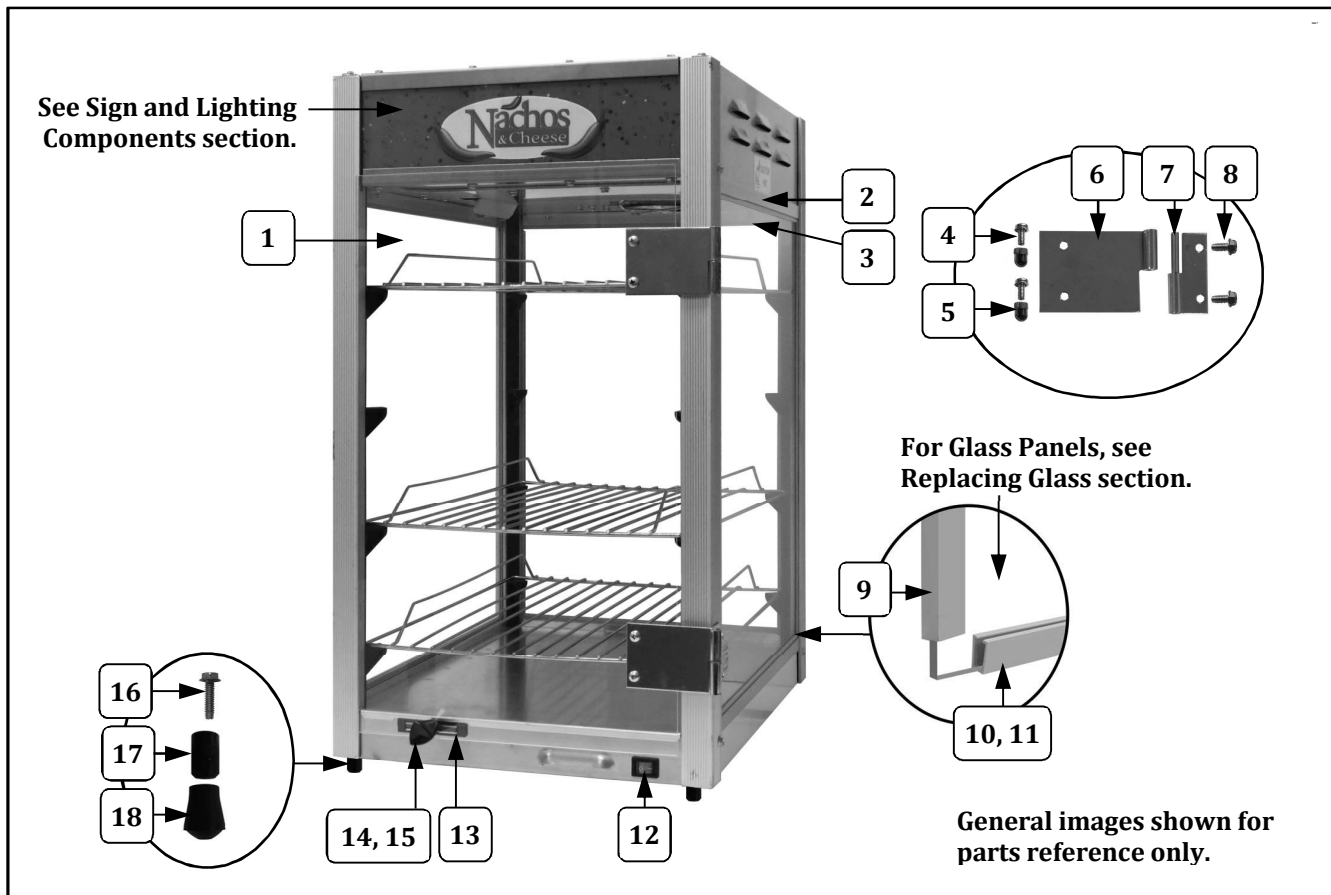
Item	Part Description	Part Number
		All Models
1	DOOR (1 door panel)	74714
2	RIGID CHANNEL, SIDE	74706
3	RIGID CHANNEL, FRONT	74707
4	8-32 X 3/8 PH PAN W/SEMS	42227
5	ACORN NUT #8-32	47702
6	FEMALE HINGE RIGHT HAND	61373
7	MALE HINGE SHORT RIGHT	41350
8	8-32 X 3/8 SLT. HWH M/S	49594
9	GLASS CHAN 16 1/8 (used on side edges of front and side glass panels)	49845
10	GLASS CHAN 13 5/8 (used on bottom edge of side glass panels)	74717
11	GLASS CHAN 10 7/8 (used on bottom edge of front glass panel)	74719
12	ROCKER SWITCH DPST	42532
13	MAGNETIC CATCH	47561
14	KNOB LID LIFT	47120
15	TEE BOLT #8-32X3/8 ZP	75267
16	10-24 X 3/4 HEX HEAD SCREW	41314
17	GLIDE	47328
18	CRUTCH TIP	49123

Cabinet Exterior – Front View



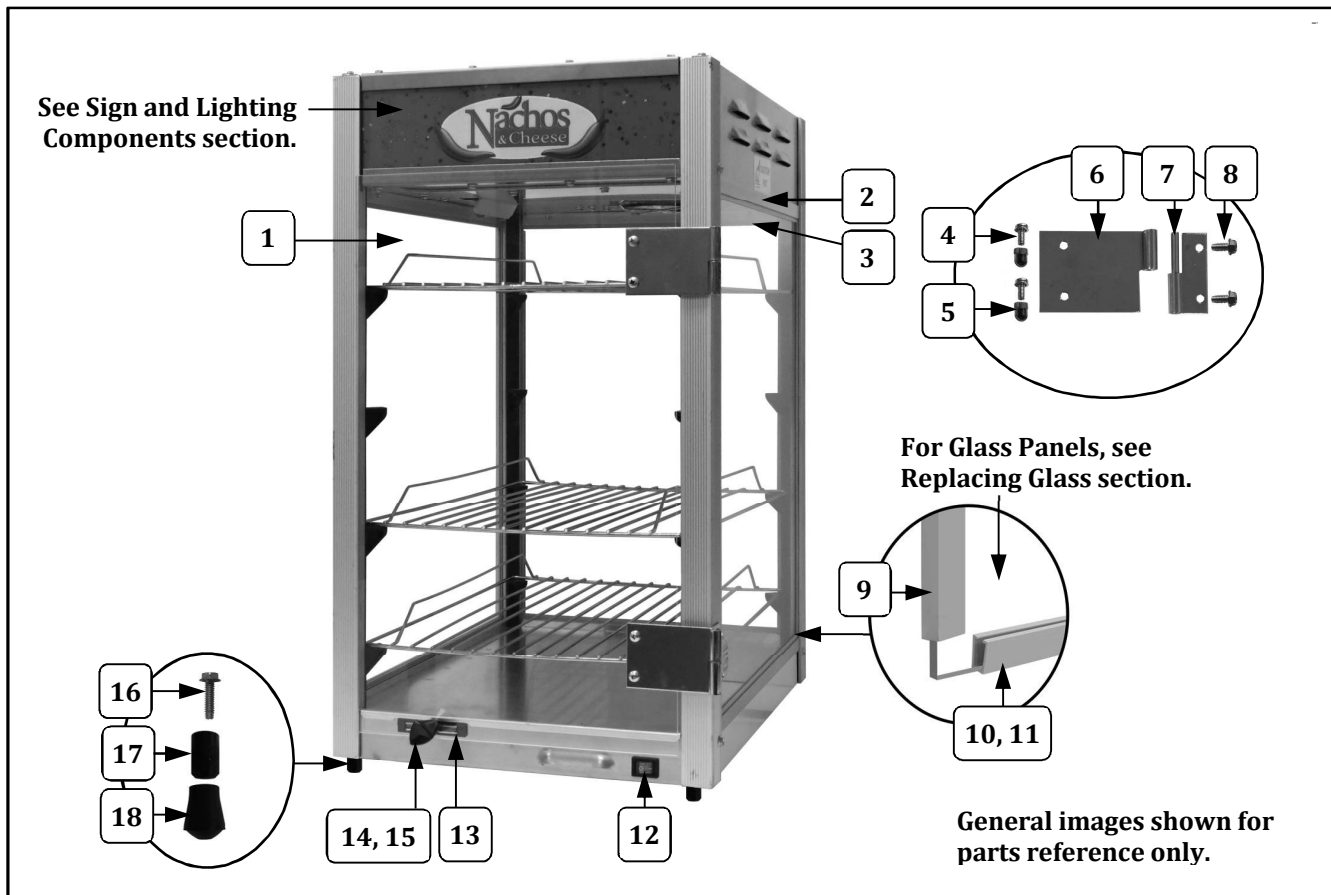
Item	Part Description	Part Number
		All Models
1	DOOR (1 door panel)	74714
2	RIGID CHANNEL, SIDE	74706
3	RIGID CHANNEL, FRONT	74707
4	8-32 X 3/8 PH PAN W/SEMS	42227
5	ACORN NUT #8-32	47702
6	FEMALE HINGE RIGHT HAND	61373
7	MALE HINGE SHORT RIGHT	41350
8	8-32 X 3/8 SLT. HWH M/S	49594
9	GLASS CHAN 16 1/8 (used on side edges of front and side glass panels)	49845
10	GLASS CHAN 13 5/8 (used on bottom edge of side glass panels)	74717
11	GLASS CHAN 10 7/8 (used on bottom edge of front glass panel)	74719
12	ROCKER SWITCH DPST	42532
13	MAGNETIC CATCH	47561
14	KNOB LID LIFT	47120
15	TEE BOLT #8-32X3/8 ZP	75267
16	10-24 X 3/4 HEX HEAD SCREW	41314
17	GLIDE	47328
18	CRUTCH TIP	49123

Cabinet Exterior – Front View



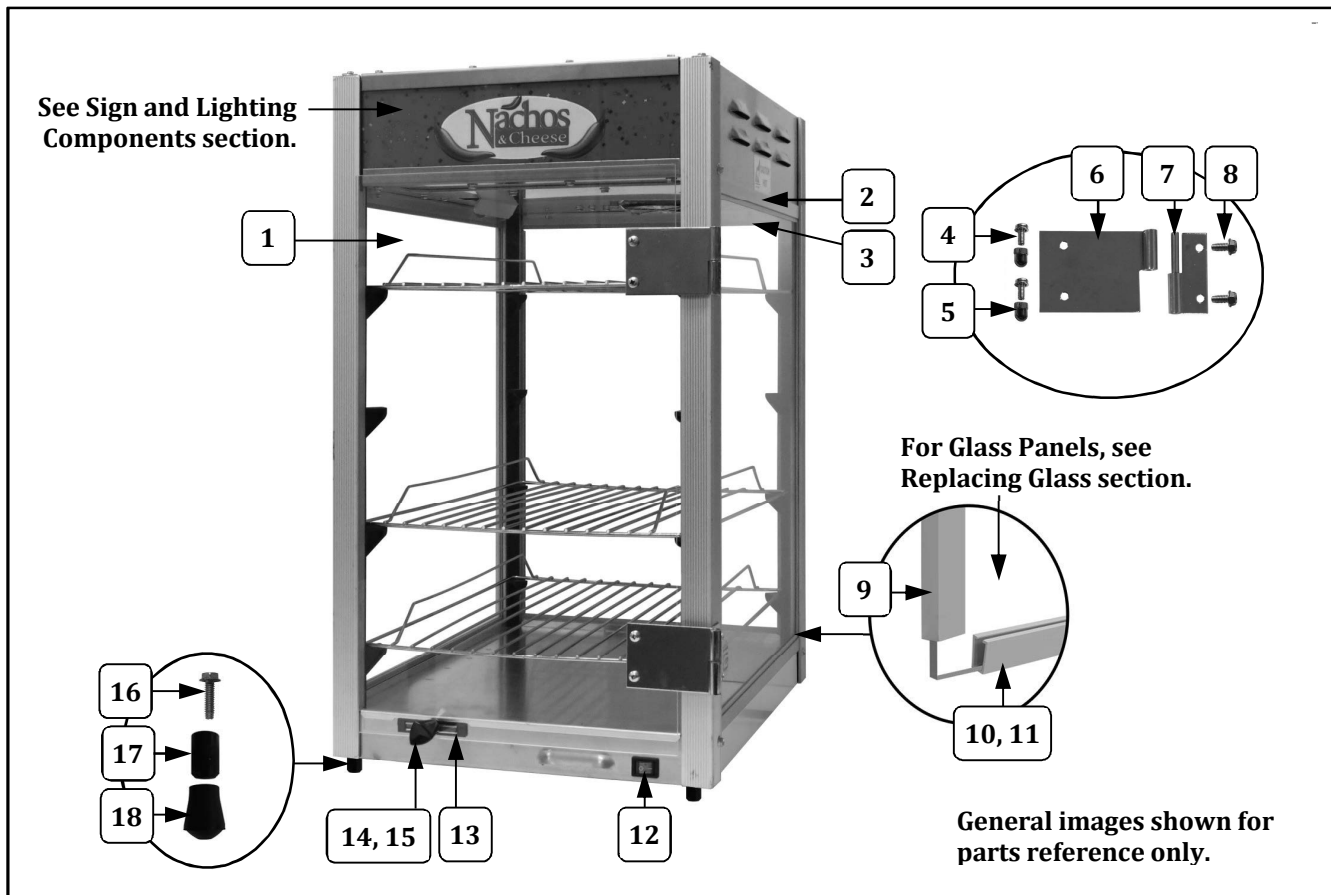
Item	Part Description	Part Number
		All Models
1	DOOR (1 door panel)	74714
2	RIGID CHANNEL, SIDE	74706
3	RIGID CHANNEL, FRONT	74707
4	8-32 X 3/8 PH PAN W/SEMS	42227
5	ACORN NUT #8-32	47702
6	FEMALE HINGE RIGHT HAND	61373
7	MALE HINGE SHORT RIGHT	41350
8	8-32 X 3/8 SLT. HWH M/S	49594
9	GLASS CHAN 16 1/8 (used on side edges of front and side glass panels)	49845
10	GLASS CHAN 13 5/8 (used on bottom edge of side glass panels)	74717
11	GLASS CHAN 10 7/8 (used on bottom edge of front glass panel)	74719
12	ROCKER SWITCH DPST	42532
13	MAGNETIC CATCH	47561
14	KNOB LID LIFT	47120
15	TEE BOLT #8-32X3/8 ZP	75267
16	10-24 X 3/4 HEX HEAD SCREW	41314
17	GLIDE	47328
18	CRUTCH TIP	49123

Cabinet Exterior – Front View



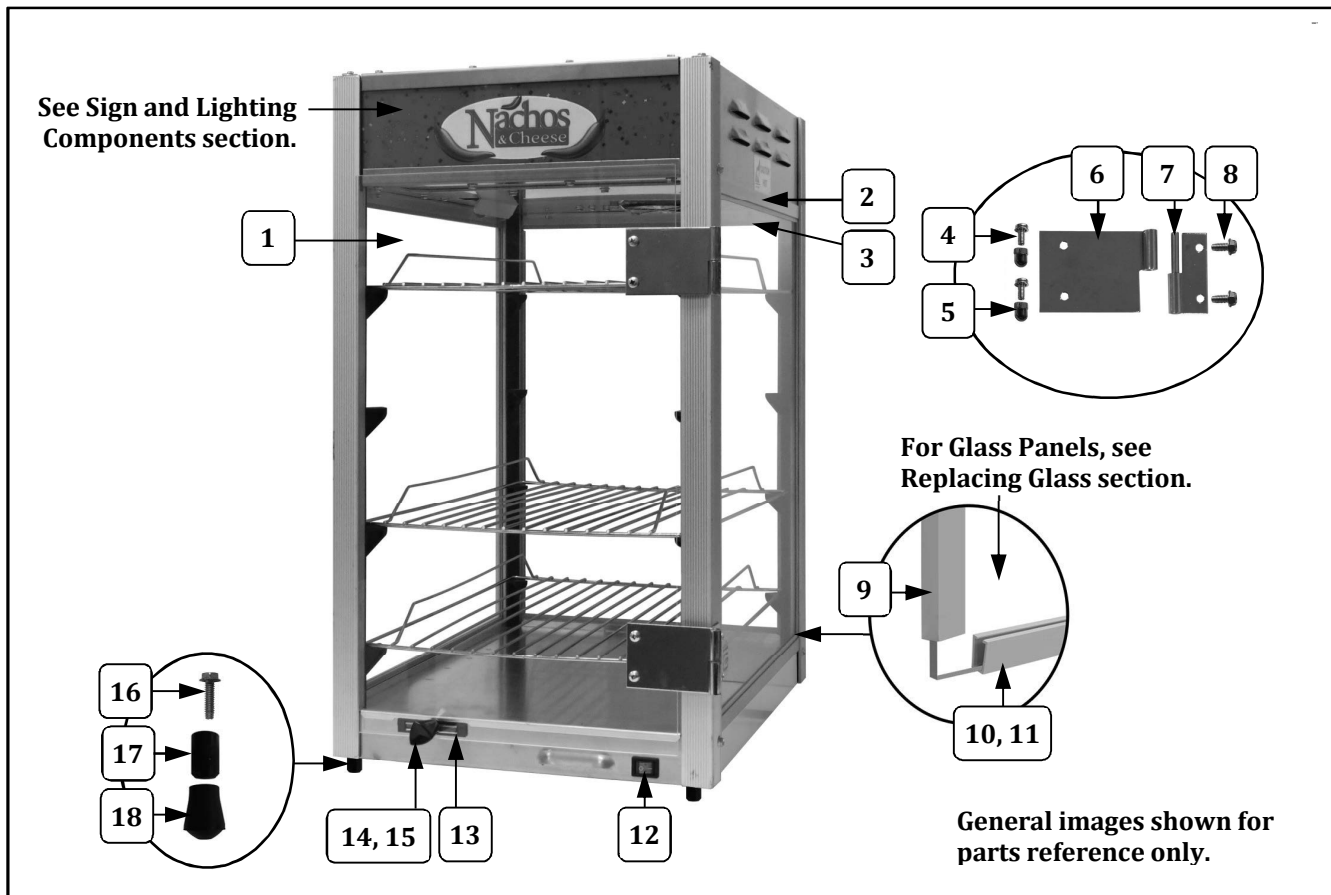
Item	Part Description	Part Number
		All Models
1	DOOR (1 door panel)	74714
2	RIGID CHANNEL, SIDE	74706
3	RIGID CHANNEL, FRONT	74707
4	8-32 X 3/8 PH PAN W/SEMS	42227
5	ACORN NUT #8-32	47702
6	FEMALE HINGE RIGHT HAND	61373
7	MALE HINGE SHORT RIGHT	41350
8	8-32 X 3/8 SLT. HWH M/S	49594
9	GLASS CHAN 16 1/8 (used on side edges of front and side glass panels)	49845
10	GLASS CHAN 13 5/8 (used on bottom edge of side glass panels)	74717
11	GLASS CHAN 10 7/8 (used on bottom edge of front glass panel)	74719
12	ROCKER SWITCH DPST	42532
13	MAGNETIC CATCH	47561
14	KNOB LID LIFT	47120
15	TEE BOLT #8-32X3/8 ZP	75267
16	10-24 X 3/4 HEX HEAD SCREW	41314
17	GLIDE	47328
18	CRUTCH TIP	49123

Cabinet Exterior – Front View



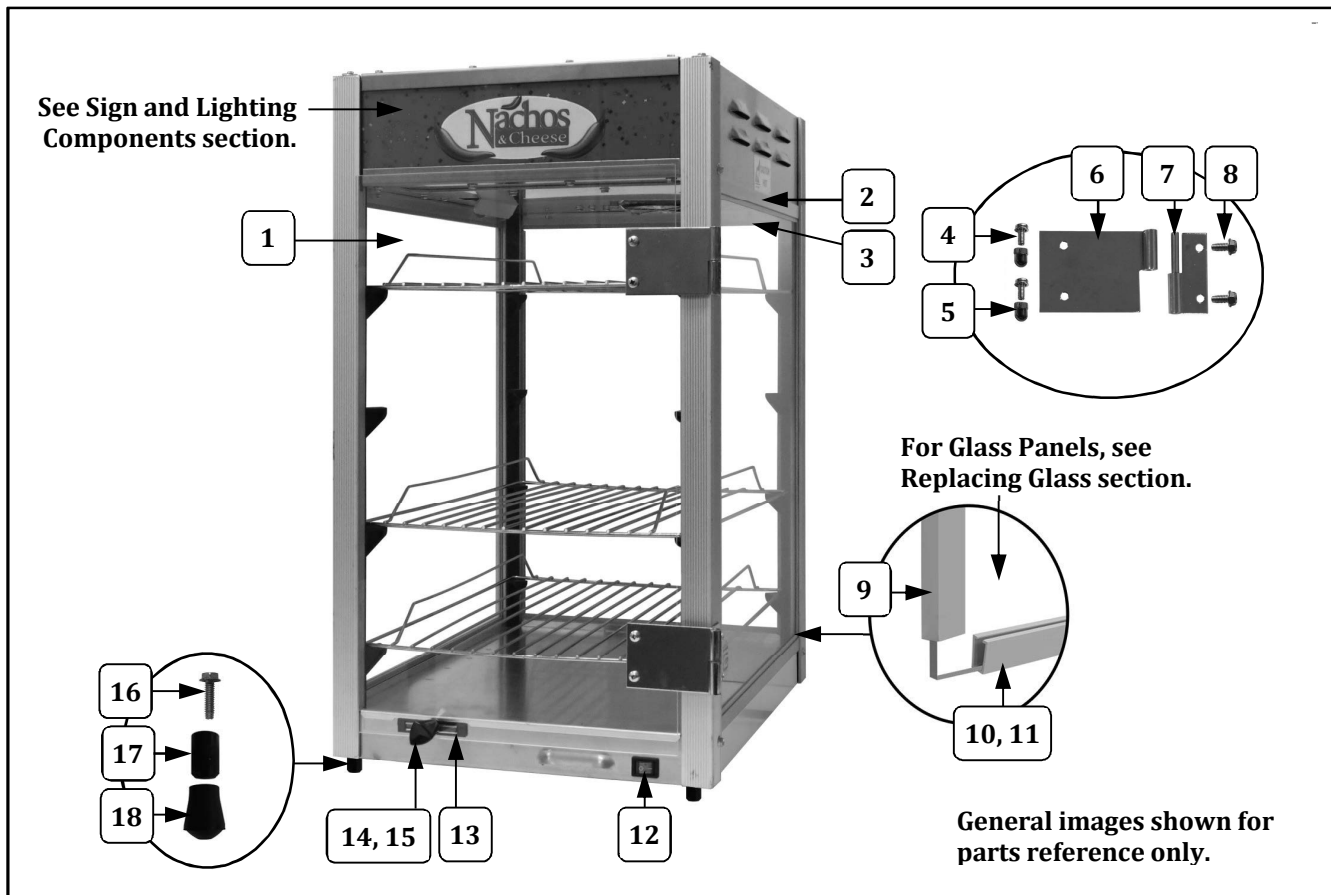
Item	Part Description	Part Number
		All Models
1	DOOR (1 door panel)	74714
2	RIGID CHANNEL, SIDE	74706
3	RIGID CHANNEL, FRONT	74707
4	8-32 X 3/8 PH PAN W/SEMS	42227
5	ACORN NUT #8-32	47702
6	FEMALE HINGE RIGHT HAND	61373
7	MALE HINGE SHORT RIGHT	41350
8	8-32 X 3/8 SLT. HWH M/S	49594
9	GLASS CHAN 16 1/8 (used on side edges of front and side glass panels)	49845
10	GLASS CHAN 13 5/8 (used on bottom edge of side glass panels)	74717
11	GLASS CHAN 10 7/8 (used on bottom edge of front glass panel)	74719
12	ROCKER SWITCH DPST	42532
13	MAGNETIC CATCH	47561
14	KNOB LID LIFT	47120
15	TEE BOLT #8-32X3/8 ZP	75267
16	10-24 X 3/4 HEX HEAD SCREW	41314
17	GLIDE	47328
18	CRUTCH TIP	49123

Cabinet Exterior – Front View



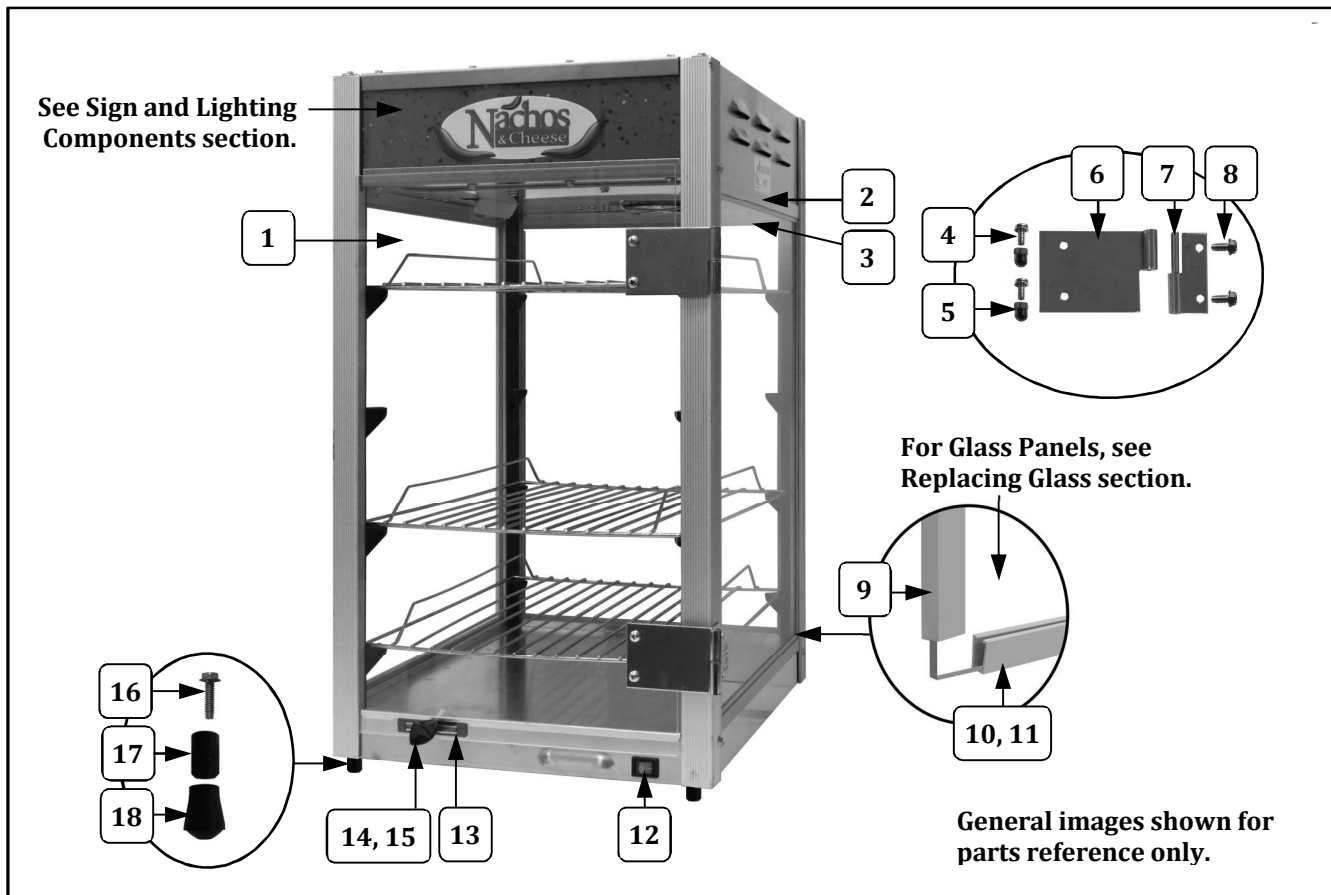
Item	Part Description	Part Number
		All Models
1	DOOR (1 door panel)	74714
2	RIGID CHANNEL, SIDE	74706
3	RIGID CHANNEL, FRONT	74707
4	8-32 X 3/8 PH PAN W/SEMS	42227
5	ACORN NUT #8-32	47702
6	FEMALE HINGE RIGHT HAND	61373
7	MALE HINGE SHORT RIGHT	41350
8	8-32 X 3/8 SLT. HWH M/S	49594
9	GLASS CHAN 16 1/8 (used on side edges of front and side glass panels)	49845
10	GLASS CHAN 13 5/8 (used on bottom edge of side glass panels)	74717
11	GLASS CHAN 10 7/8 (used on bottom edge of front glass panel)	74719
12	ROCKER SWITCH DPST	42532
13	MAGNETIC CATCH	47561
14	KNOB LID LIFT	47120
15	TEE BOLT #8-32X3/8 ZP	75267
16	10-24 X 3/4 HEX HEAD SCREW	41314
17	GLIDE	47328
18	CRUTCH TIP	49123

Cabinet Exterior – Front View



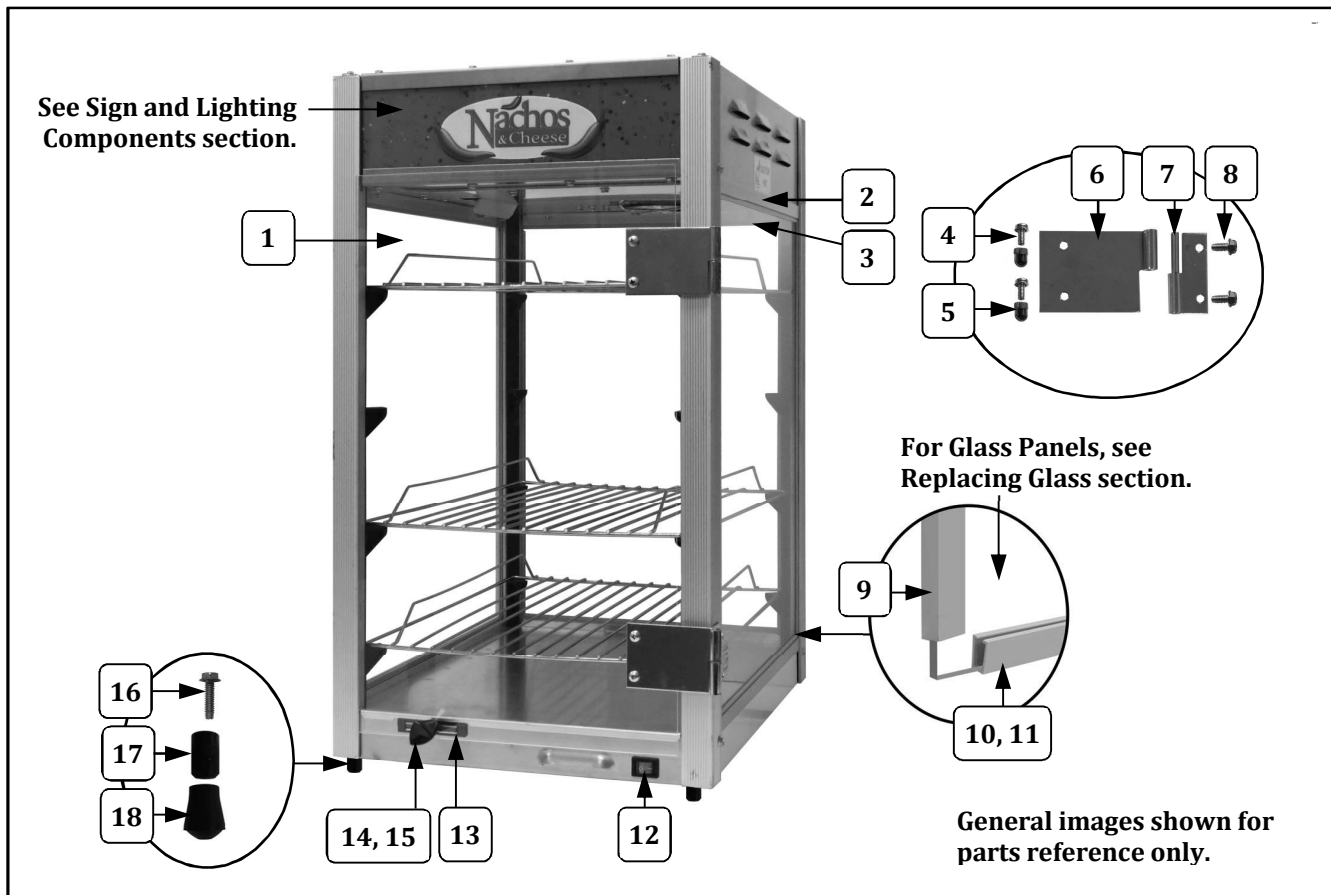
Item	Part Description	Part Number
		All Models
1	DOOR (1 door panel)	74714
2	RIGID CHANNEL, SIDE	74706
3	RIGID CHANNEL, FRONT	74707
4	8-32 X 3/8 PH PAN W/SEMS	42227
5	ACORN NUT #8-32	47702
6	FEMALE HINGE RIGHT HAND	61373
7	MALE HINGE SHORT RIGHT	41350
8	8-32 X 3/8 SLT. HWH M/S	49594
9	GLASS CHAN 16 1/8 (used on side edges of front and side glass panels)	49845
10	GLASS CHAN 13 5/8 (used on bottom edge of side glass panels)	74717
11	GLASS CHAN 10 7/8 (used on bottom edge of front glass panel)	74719
12	ROCKER SWITCH DPST	42532
13	MAGNETIC CATCH	47561
14	KNOB LID LIFT	47120
15	TEE BOLT #8-32X3/8 ZP	75267
16	10-24 X 3/4 HEX HEAD SCREW	41314
17	GLIDE	47328
18	CRUTCH TIP	49123

Cabinet Exterior – Front View



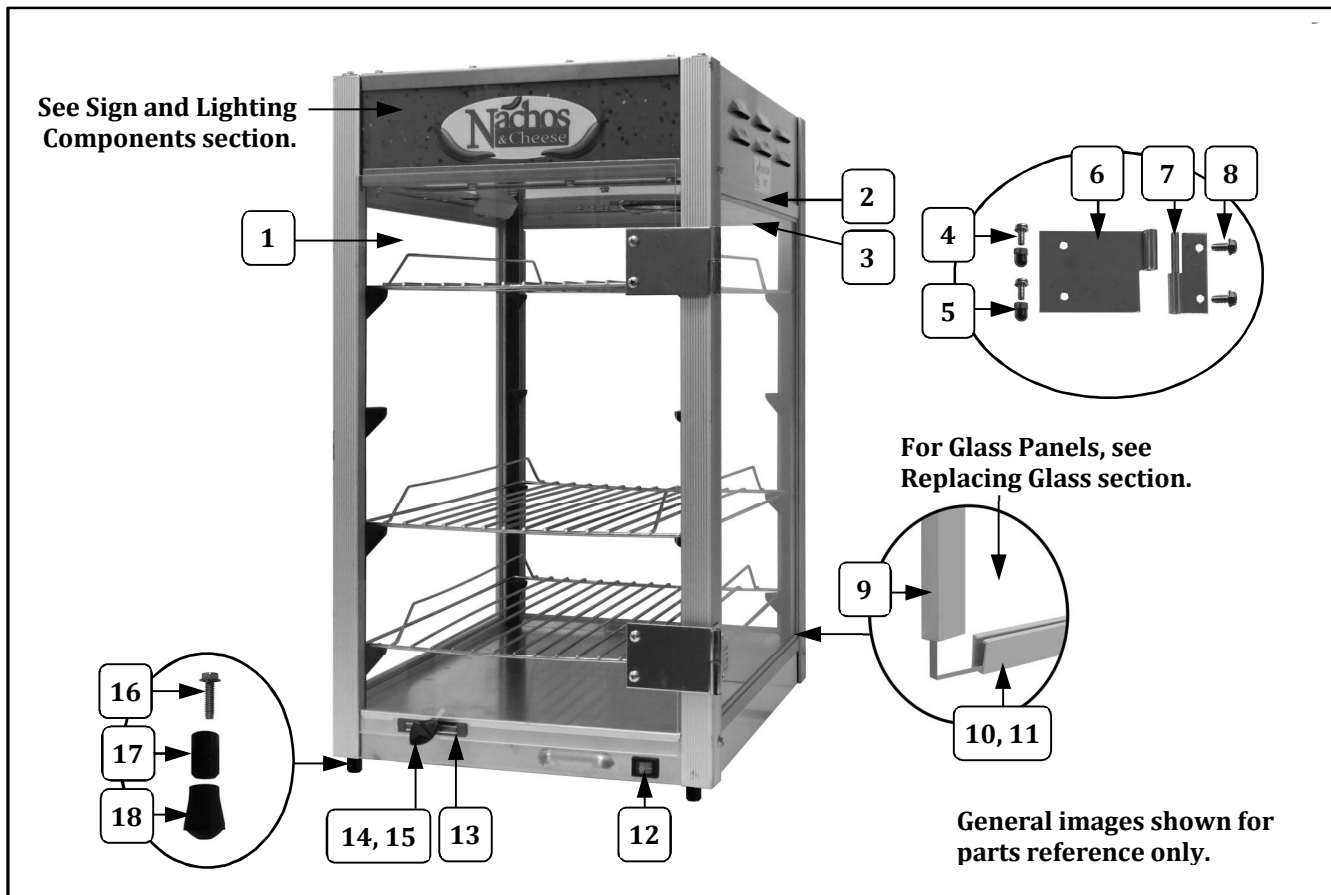
Item	Part Description	Part Number
		All Models
1	DOOR (1 door panel)	74714
2	RIGID CHANNEL, SIDE	74706
3	RIGID CHANNEL, FRONT	74707
4	8-32 X 3/8 PH PAN W/SEMS	42227
5	ACORN NUT #8-32	47702
6	FEMALE HINGE RIGHT HAND	61373
7	MALE HINGE SHORT RIGHT	41350
8	8-32 X 3/8 SLT. HWH M/S	49594
9	GLASS CHAN 16 1/8 (used on side edges of front and side glass panels)	49845
10	GLASS CHAN 13 5/8 (used on bottom edge of side glass panels)	74717
11	GLASS CHAN 10 7/8 (used on bottom edge of front glass panel)	74719
12	ROCKER SWITCH DPST	42532
13	MAGNETIC CATCH	47561
14	KNOB LID LIFT	47120
15	TEE BOLT #8-32X3/8 ZP	75267
16	10-24 X 3/4 HEX HEAD SCREW	41314
17	GLIDE	47328
18	CRUTCH TIP	49123

Cabinet Exterior – Front View



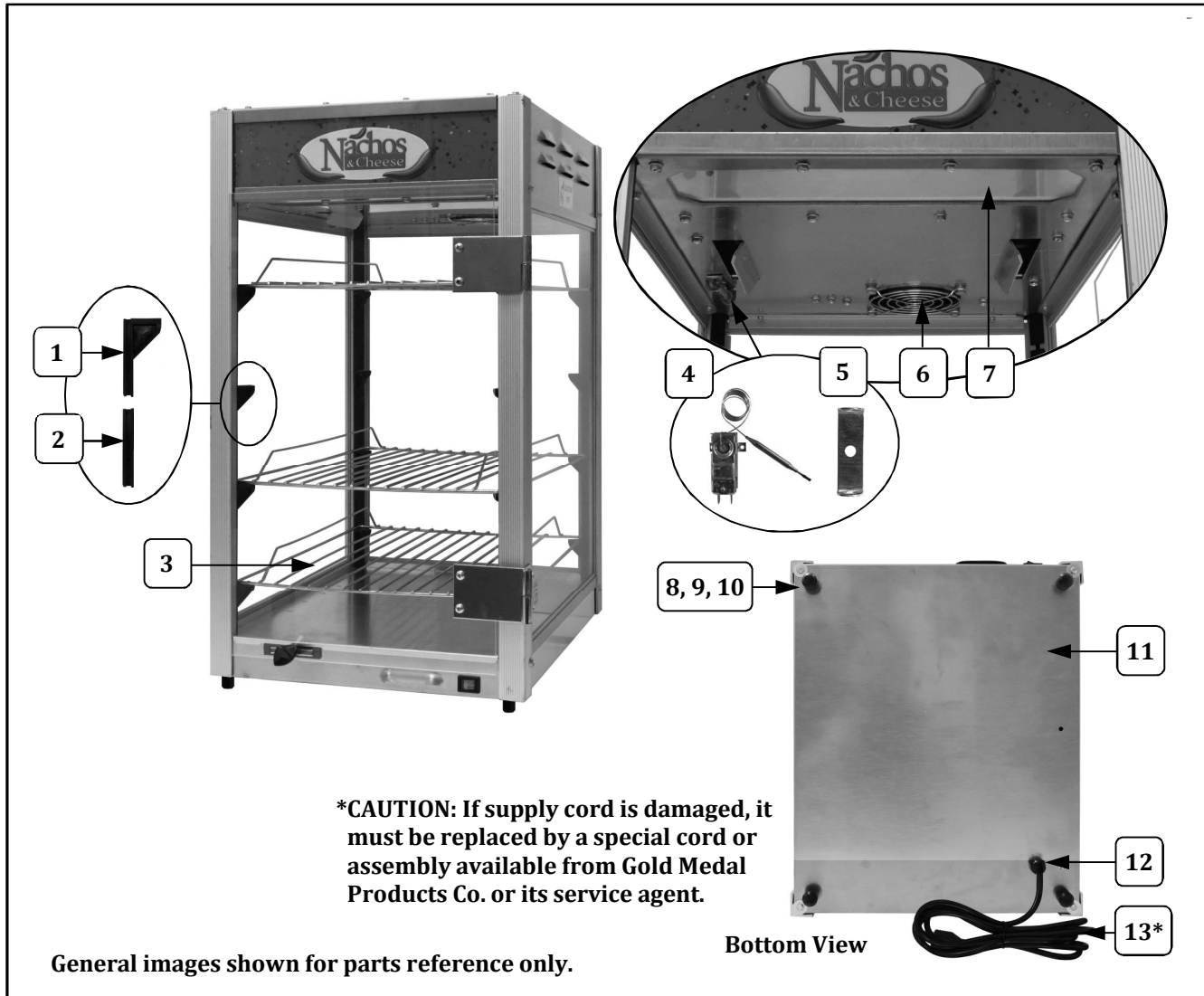
Item	Part Description	Part Number
		All Models
1	DOOR (1 door panel)	74714
2	RIGID CHANNEL, SIDE	74706
3	RIGID CHANNEL, FRONT	74707
4	8-32 X 3/8 PH PAN W/SEMS	42227
5	ACORN NUT #8-32	47702
6	FEMALE HINGE RIGHT HAND	61373
7	MALE HINGE SHORT RIGHT	41350
8	8-32 X 3/8 SLT. HWH M/S	49594
9	GLASS CHAN 16 1/8 (used on side edges of front and side glass panels)	49845
10	GLASS CHAN 13 5/8 (used on bottom edge of side glass panels)	74717
11	GLASS CHAN 10 7/8 (used on bottom edge of front glass panel)	74719
12	ROCKER SWITCH DPST	42532
13	MAGNETIC CATCH	47561
14	KNOB LID LIFT	47120
15	TEE BOLT #8-32X3/8 ZP	75267
16	10-24 X 3/4 HEX HEAD SCREW	41314
17	GLIDE	47328
18	CRUTCH TIP	49123

Cabinet Exterior – Front View



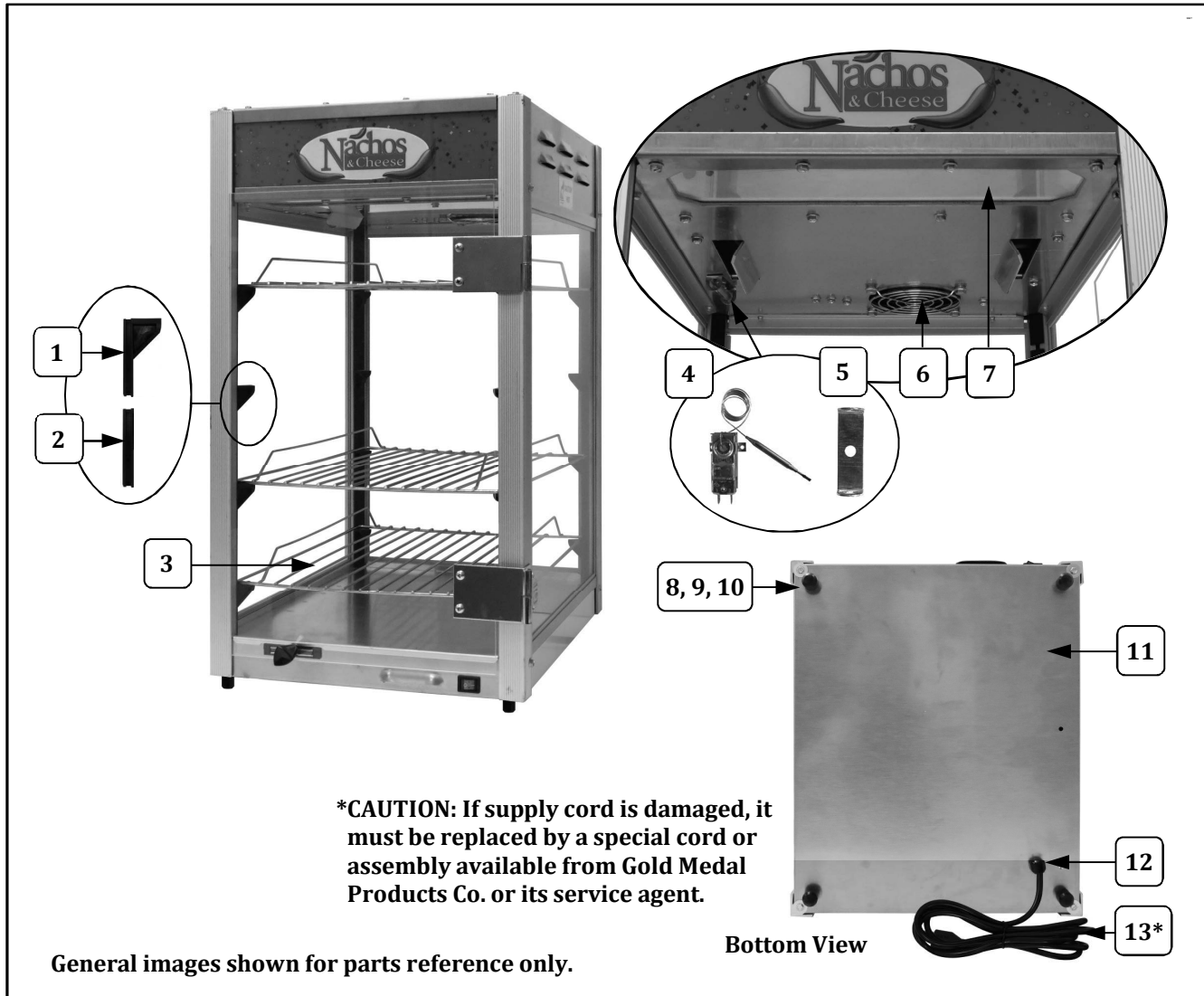
Item	Part Description	Part Number
		All Models
1	DOOR (1 door panel)	74714
2	RIGID CHANNEL, SIDE	74706
3	RIGID CHANNEL, FRONT	74707
4	8-32 X 3/8 PH PAN W/SEMS	42227
5	ACORN NUT #8-32	47702
6	FEMALE HINGE RIGHT HAND	61373
7	MALE HINGE SHORT RIGHT	41350
8	8-32 X 3/8 SLT. HWH M/S	49594
9	GLASS CHAN 16 1/8 (used on side edges of front and side glass panels)	49845
10	GLASS CHAN 13 5/8 (used on bottom edge of side glass panels)	74717
11	GLASS CHAN 10 7/8 (used on bottom edge of front glass panel)	74719
12	ROCKER SWITCH DPST	42532
13	MAGNETIC CATCH	47561
14	KNOB LID LIFT	47120
15	TEE BOLT #8-32X3/8 ZP	75267
16	10-24 X 3/4 HEX HEAD SCREW	41314
17	GLIDE	47328
18	CRUTCH TIP	49123

Cabinet Interior and Bottom View



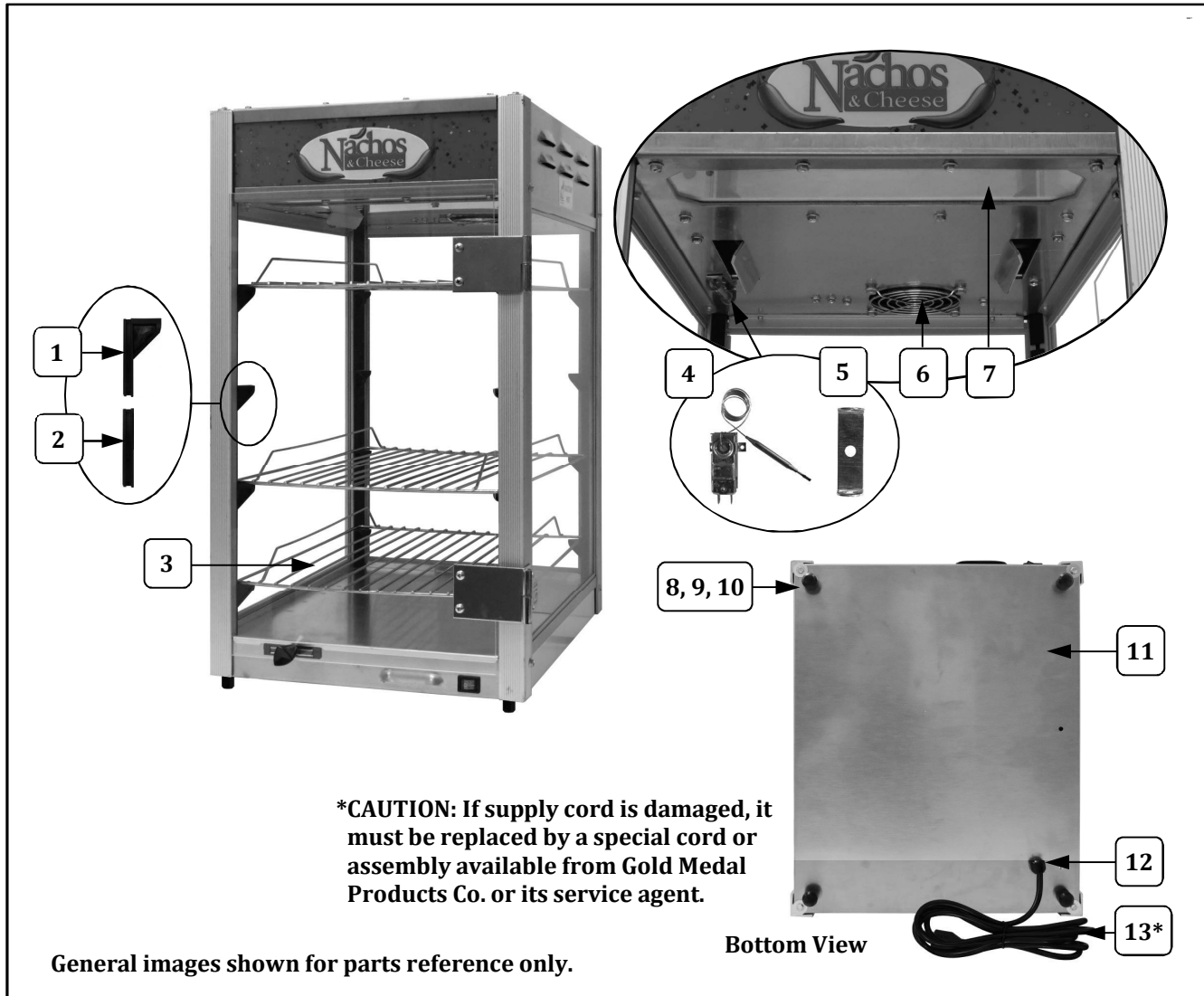
Item	Part Description	Part Number	
		5587	5587EX
1	RACK HOLDER	39899	39899
2	2 " GROOVE FILLER	39903	39903
3	SHELF (racks)	17012	17012
4	THERMOSTAT 145F BULB	87996	87996
5	SENSOR BRACKET	40838	40838
6	3 INCH FAN GRATE	74746	74746
7	LIGHT COVER	74708	74708
8	10-24 X 3/4 HEX HEAD SCREW	41314	41314
9	GLIDE	47328	47328
10	CRUTCH TIP	49123	49123
11	BOTTOM COVER	74724	74724
12	STRAIN RELIEF SR-11-2 RA	87194	87194
13*	POWER SUPPLY CORD 15 AMP	22038	
	POWER SUPPLY CORD, EXPORT		42369

Cabinet Interior and Bottom View



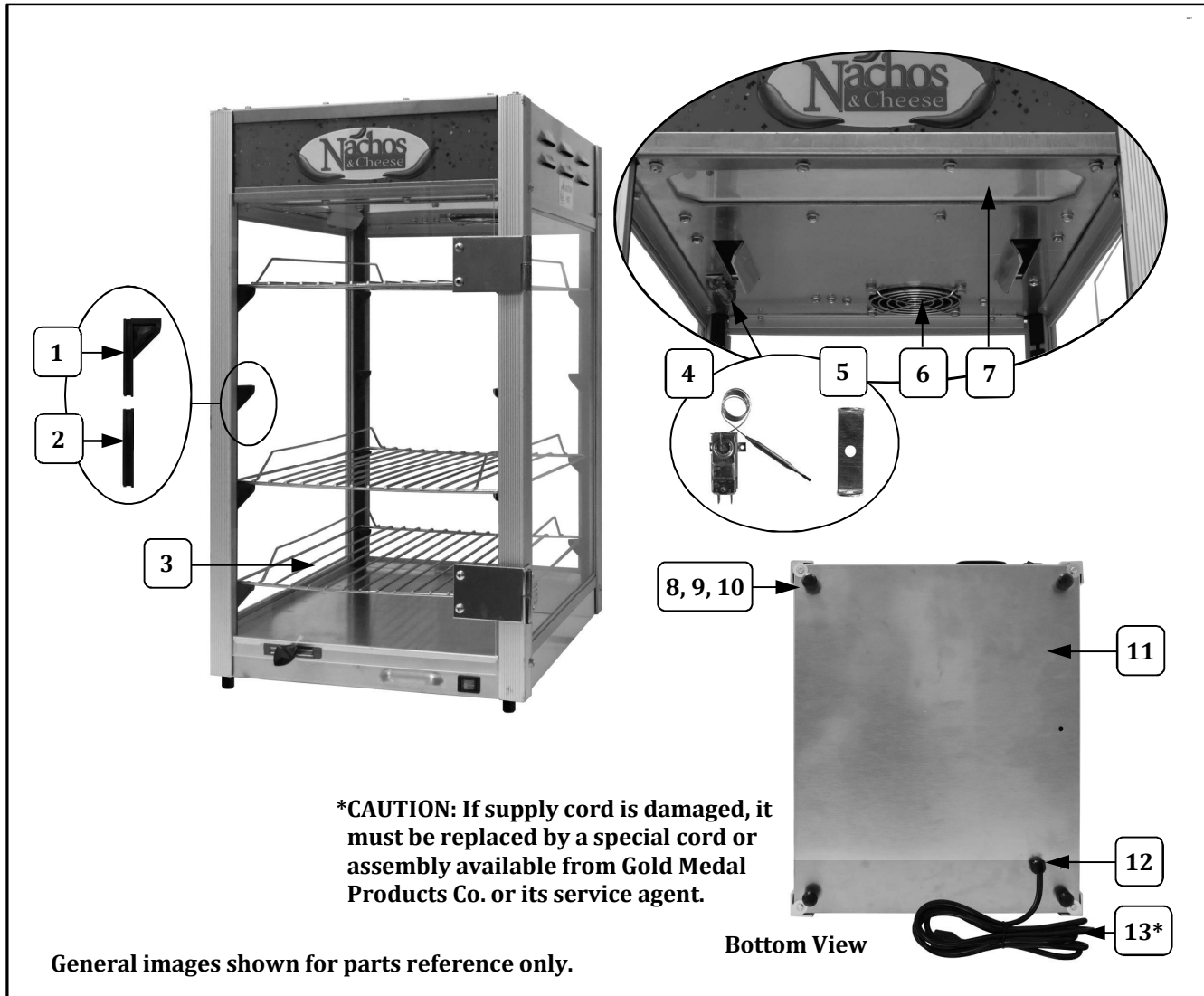
Item	Part Description	Part Number	
		5587	5587EX
1	RACK HOLDER	39899	39899
2	2 " GROOVE FILLER	39903	39903
3	SHELF (racks)	17012	17012
4	THERMOSTAT 145F BULB	87996	87996
5	SENSOR BRACKET	40838	40838
6	3 INCH FAN GRATE	74746	74746
7	LIGHT COVER	74708	74708
8	10-24 X 3/4 HEX HEAD SCREW	41314	41314
9	GLIDE	47328	47328
10	CRUTCH TIP	49123	49123
11	BOTTOM COVER	74724	74724
12	STRAIN RELIEF SR-11-2 RA	87194	87194
13*	POWER SUPPLY CORD 15 AMP	22038	
	POWER SUPPLY CORD, EXPORT		42369

Cabinet Interior and Bottom View



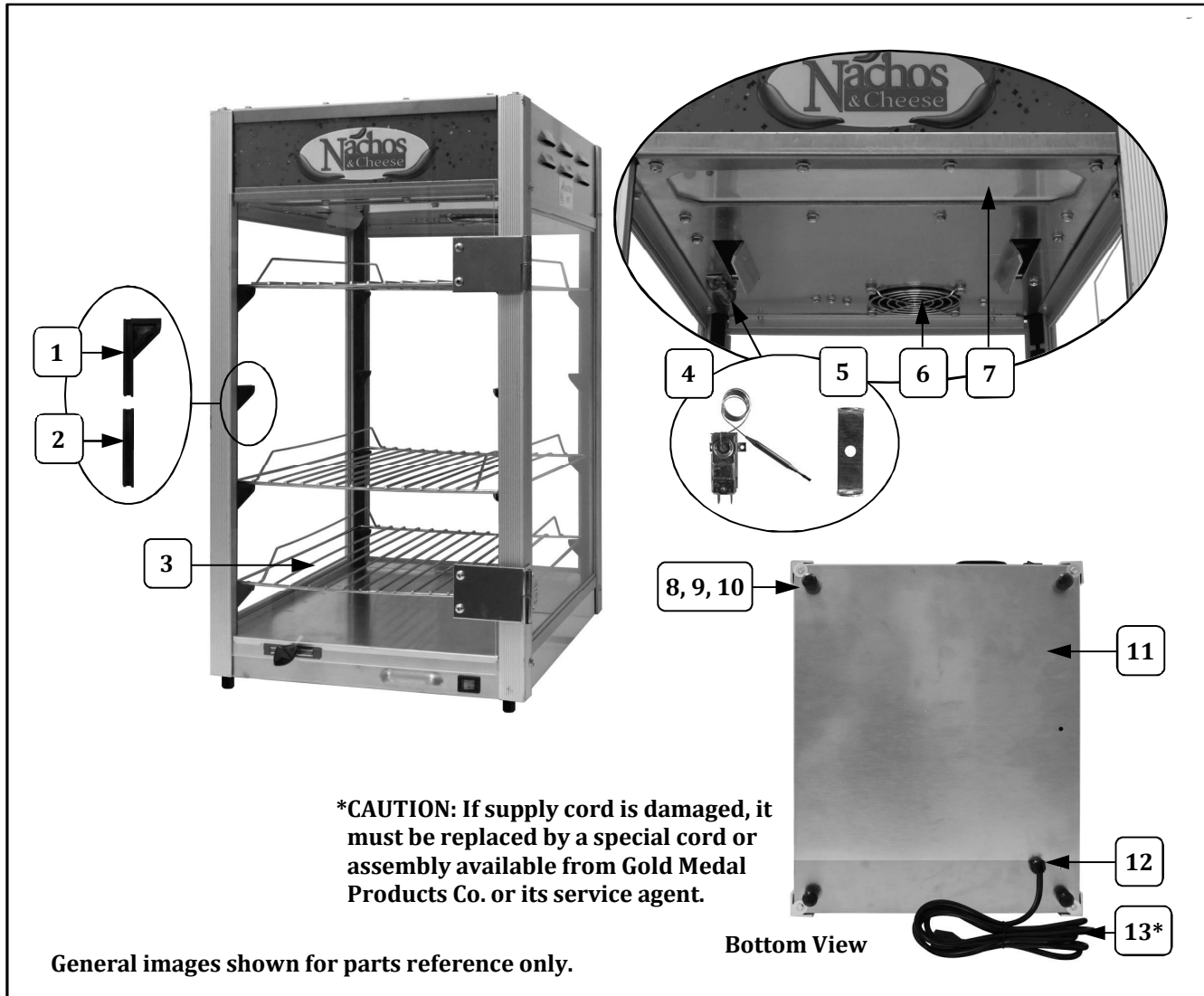
Item	Part Description	Part Number	
		5587	5587EX
1	RACK HOLDER	39899	39899
2	2 " GROOVE FILLER	39903	39903
3	SHELF (racks)	17012	17012
4	THERMOSTAT 145F BULB	87996	87996
5	SENSOR BRACKET	40838	40838
6	3 INCH FAN GRATE	74746	74746
7	LIGHT COVER	74708	74708
8	10-24 X 3/4 HEX HEAD SCREW	41314	41314
9	GLIDE	47328	47328
10	CRUTCH TIP	49123	49123
11	BOTTOM COVER	74724	74724
12	STRAIN RELIEF SR-11-2 RA	87194	87194
13*	POWER SUPPLY CORD 15 AMP	22038	
	POWER SUPPLY CORD, EXPORT		42369

Cabinet Interior and Bottom View



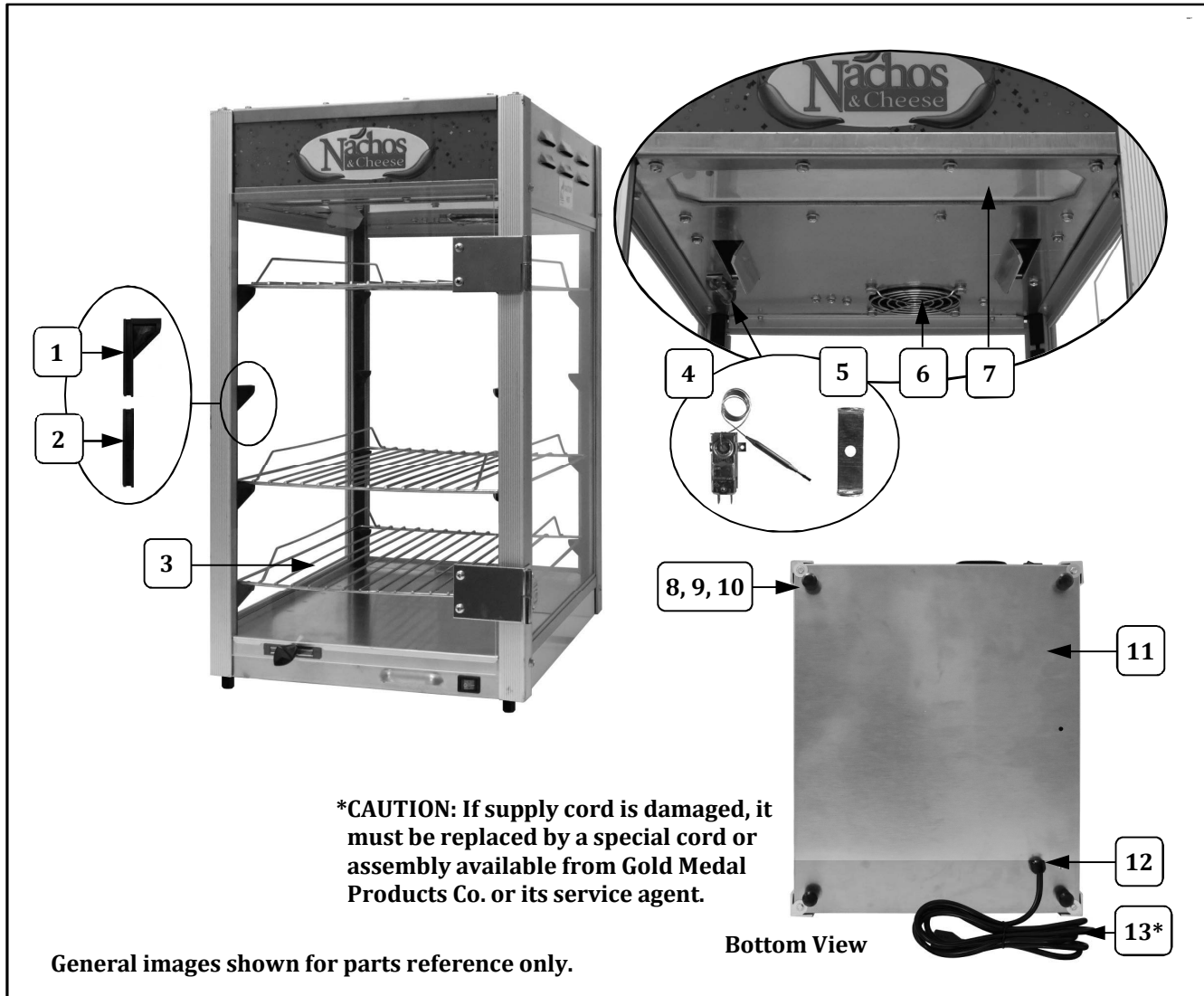
Item	Part Description	Part Number	
		5587	5587EX
1	RACK HOLDER	39899	39899
2	2 " GROOVE FILLER	39903	39903
3	SHELF (racks)	17012	17012
4	THERMOSTAT 145F BULB	87996	87996
5	SENSOR BRACKET	40838	40838
6	3 INCH FAN GRATE	74746	74746
7	LIGHT COVER	74708	74708
8	10-24 X 3/4 HEX HEAD SCREW	41314	41314
9	GLIDE	47328	47328
10	CRUTCH TIP	49123	49123
11	BOTTOM COVER	74724	74724
12	STRAIN RELIEF SR-11-2 RA	87194	87194
13*	POWER SUPPLY CORD 15 AMP	22038	
	POWER SUPPLY CORD, EXPORT		42369

Cabinet Interior and Bottom View



Item	Part Description	Part Number	
		5587	5587EX
1	RACK HOLDER	39899	39899
2	2 " GROOVE FILLER	39903	39903
3	SHELF (racks)	17012	17012
4	THERMOSTAT 145F BULB	87996	87996
5	SENSOR BRACKET	40838	40838
6	3 INCH FAN GRATE	74746	74746
7	LIGHT COVER	74708	74708
8	10-24 X 3/4 HEX HEAD SCREW	41314	41314
9	GLIDE	47328	47328
10	CRUTCH TIP	49123	49123
11	BOTTOM COVER	74724	74724
12	STRAIN RELIEF SR-11-2 RA	87194	87194
13*	POWER SUPPLY CORD 15 AMP	22038	
	POWER SUPPLY CORD, EXPORT		42369

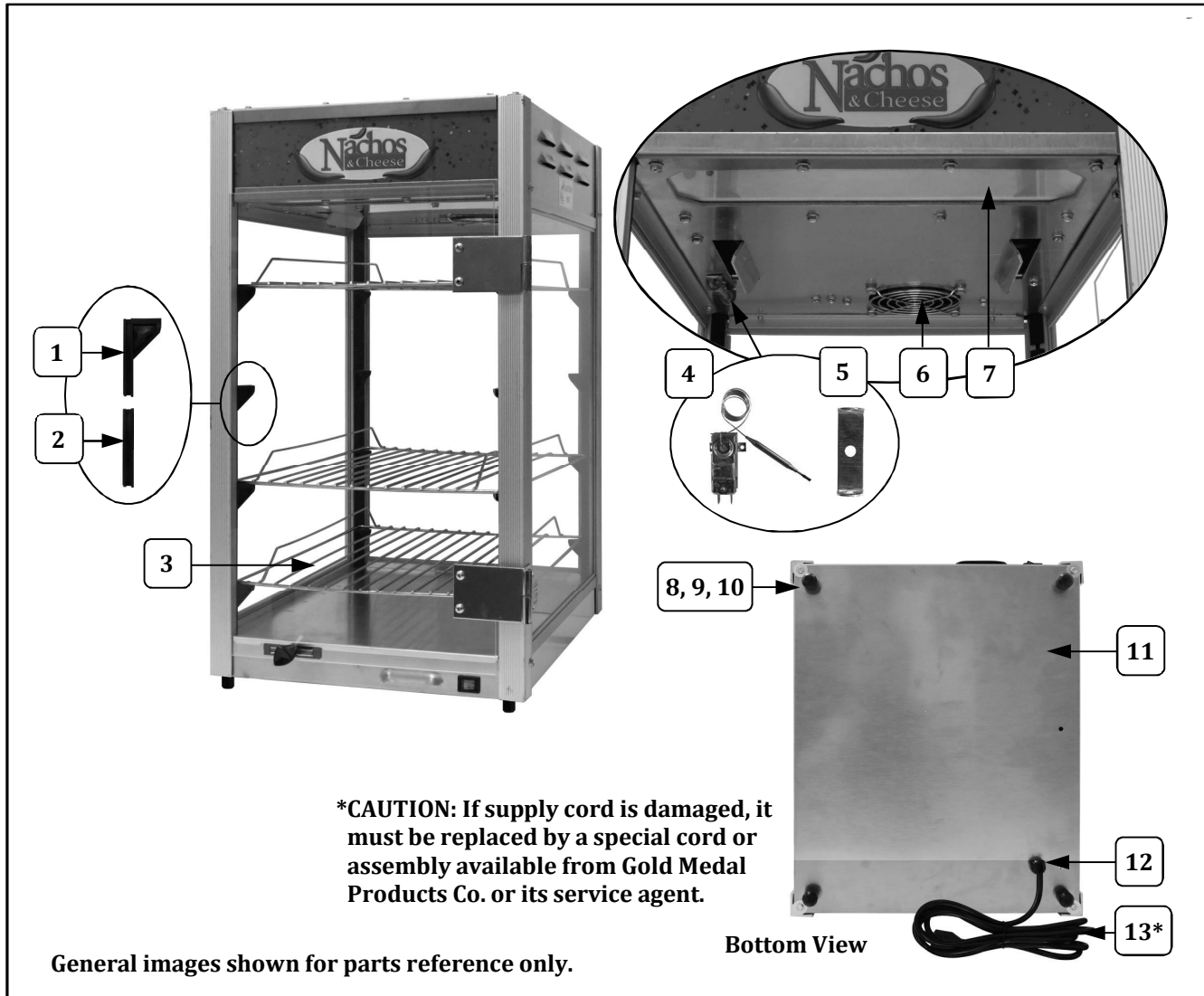
Cabinet Interior and Bottom View



General images shown for parts reference only.

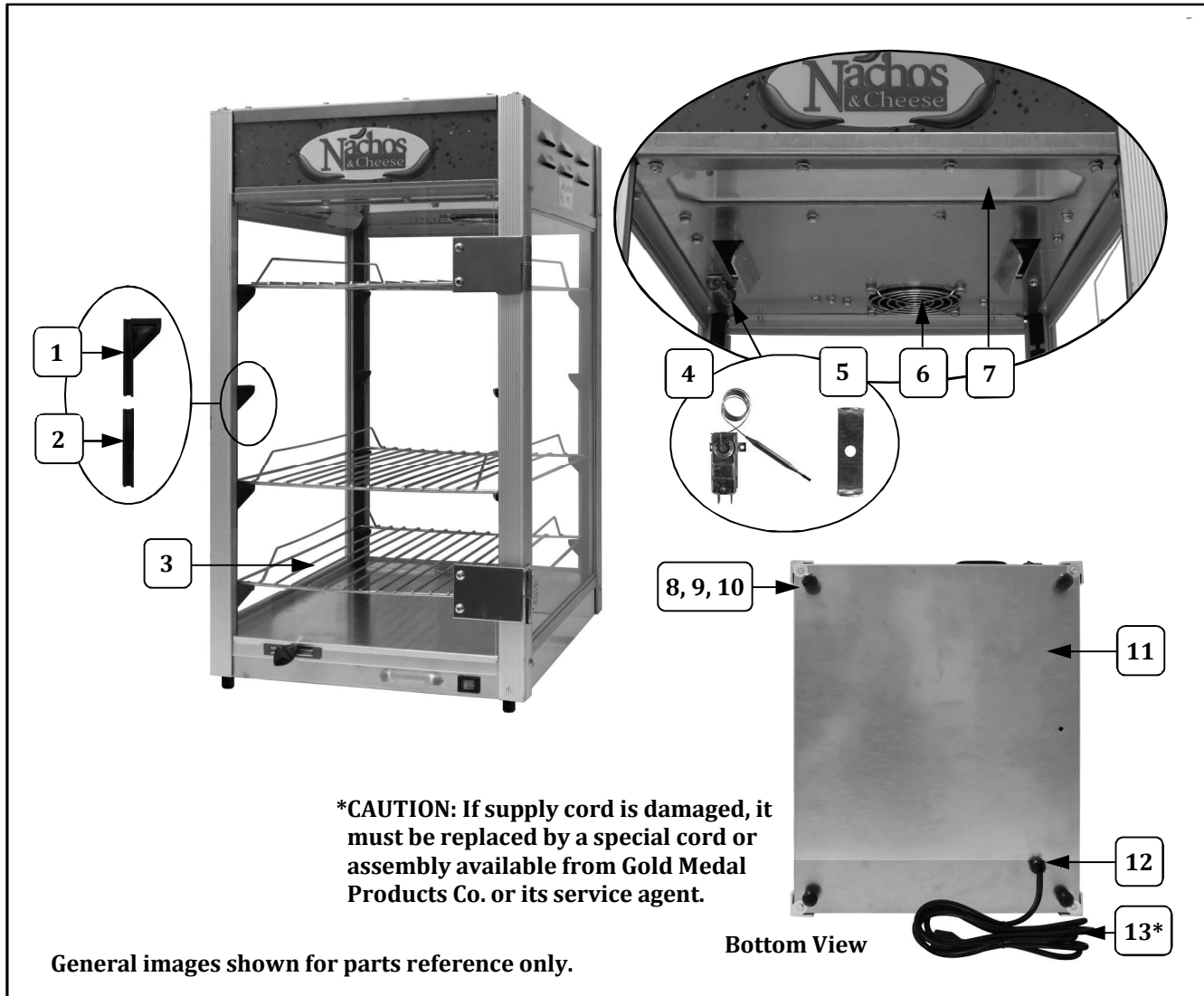
Item	Part Description	Part Number	
		5587	5587EX
1	RACK HOLDER	39899	39899
2	2 " GROOVE FILLER	39903	39903
3	SHELF (racks)	17012	17012
4	THERMOSTAT 145F BULB	87996	87996
5	SENSOR BRACKET	40838	40838
6	3 INCH FAN GRATE	74746	74746
7	LIGHT COVER	74708	74708
8	10-24 X 3/4 HEX HEAD SCREW	41314	41314
9	GLIDE	47328	47328
10	CRUTCH TIP	49123	49123
11	BOTTOM COVER	74724	74724
12	STRAIN RELIEF SR-11-2 RA	87194	87194
13*	POWER SUPPLY CORD 15 AMP	22038	
	POWER SUPPLY CORD, EXPORT		42369

Cabinet Interior and Bottom View



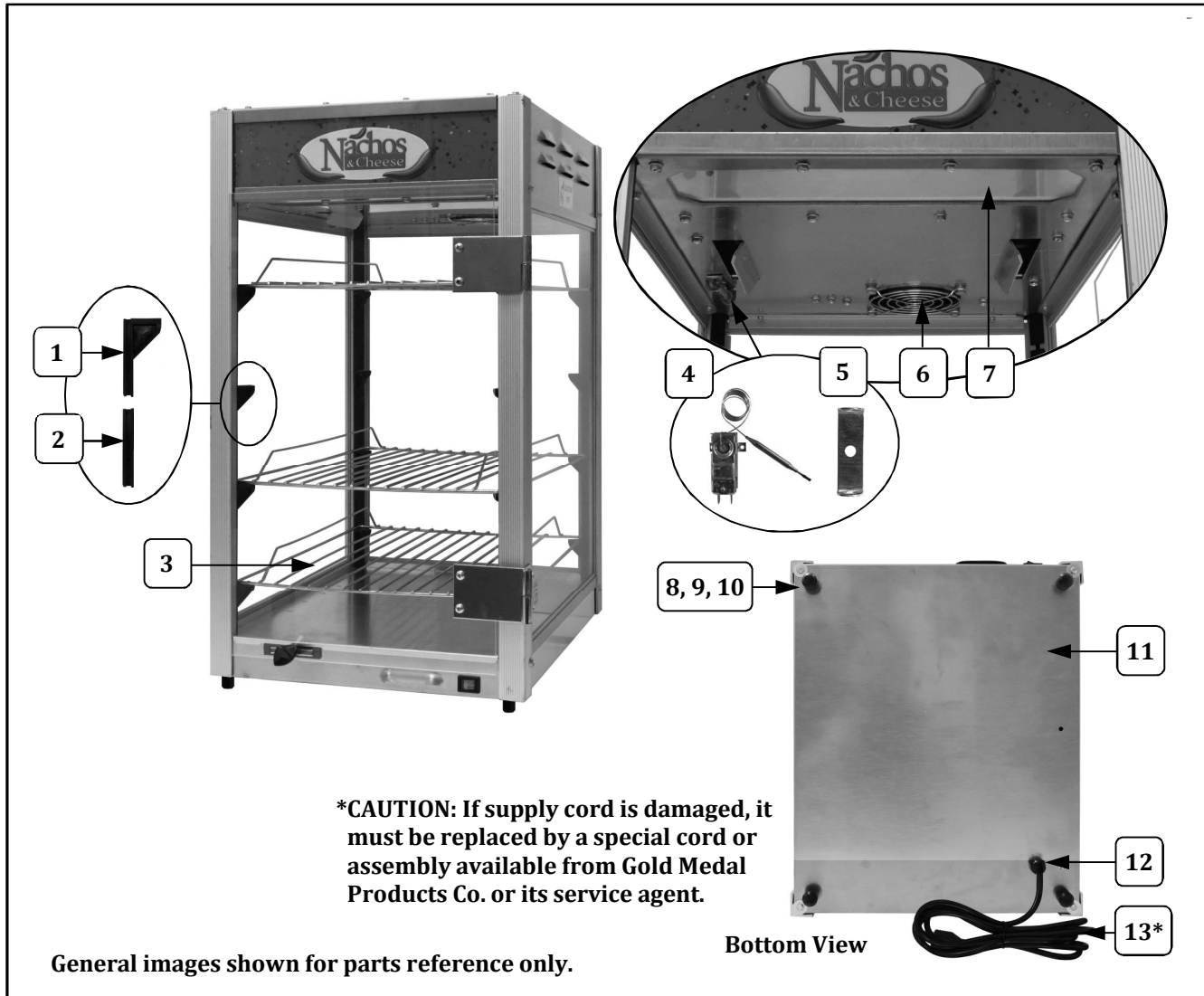
Item	Part Description	Part Number	
		5587	5587EX
1	RACK HOLDER	39899	39899
2	2 " GROOVE FILLER	39903	39903
3	SHELF (racks)	17012	17012
4	THERMOSTAT 145F BULB	87996	87996
5	SENSOR BRACKET	40838	40838
6	3 INCH FAN GRATE	74746	74746
7	LIGHT COVER	74708	74708
8	10-24 X 3/4 HEX HEAD SCREW	41314	41314
9	GLIDE	47328	47328
10	CRUTCH TIP	49123	49123
11	BOTTOM COVER	74724	74724
12	STRAIN RELIEF SR-11-2 RA	87194	87194
13*	POWER SUPPLY CORD 15 AMP	22038	
	POWER SUPPLY CORD, EXPORT		42369

Cabinet Interior and Bottom View



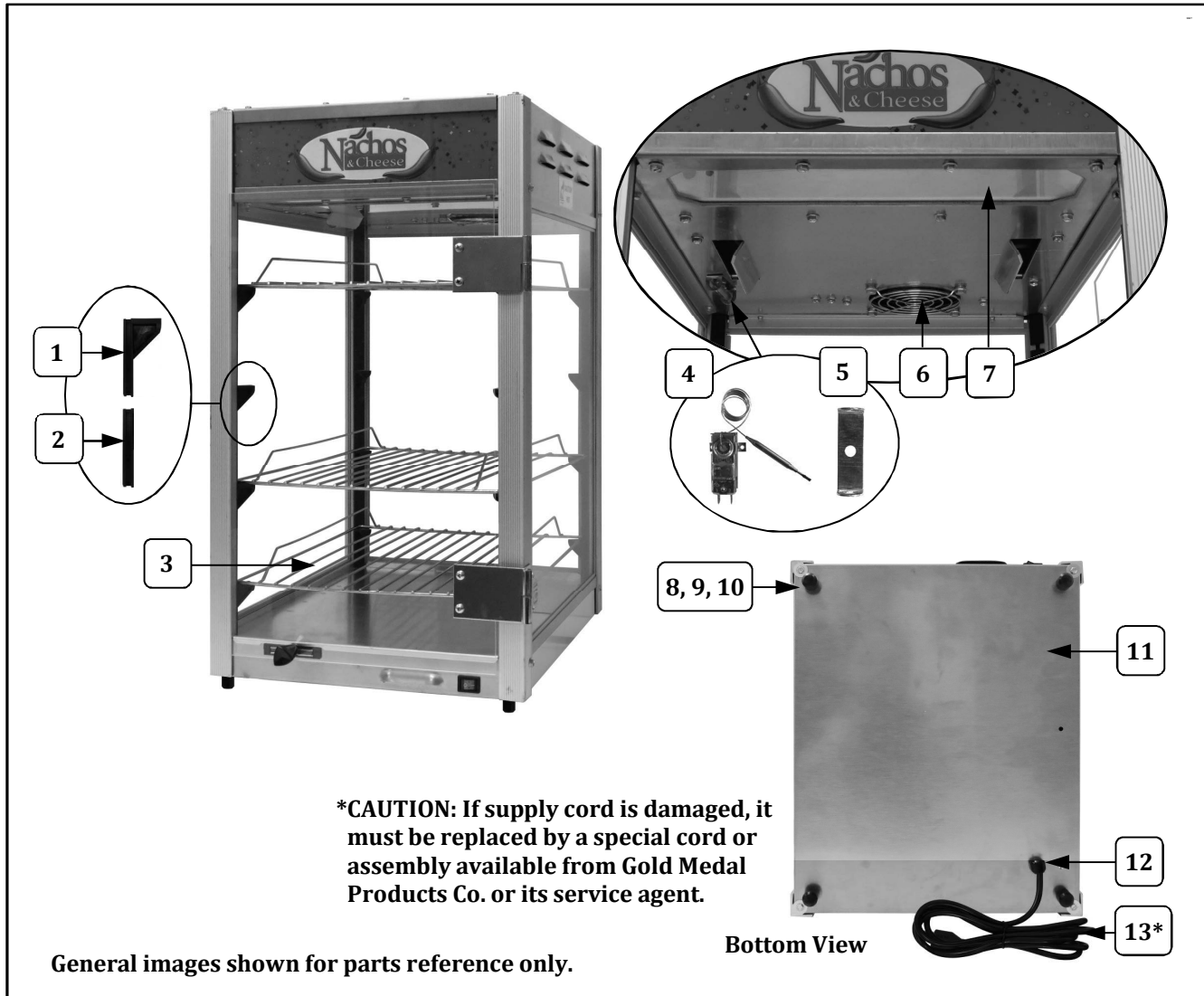
Item	Part Description	Part Number	
		5587	5587EX
1	RACK HOLDER	39899	39899
2	2 " GROOVE FILLER	39903	39903
3	SHELF (racks)	17012	17012
4	THERMOSTAT 145F BULB	87996	87996
5	SENSOR BRACKET	40838	40838
6	3 INCH FAN GRATE	74746	74746
7	LIGHT COVER	74708	74708
8	10-24 X 3/4 HEX HEAD SCREW	41314	41314
9	GLIDE	47328	47328
10	CRUTCH TIP	49123	49123
11	BOTTOM COVER	74724	74724
12	STRAIN RELIEF SR-11-2 RA	87194	87194
13*	POWER SUPPLY CORD 15 AMP	22038	
	POWER SUPPLY CORD, EXPORT		42369

Cabinet Interior and Bottom View



Item	Part Description	Part Number	
		5587	5587EX
1	RACK HOLDER	39899	39899
2	2 " GROOVE FILLER	39903	39903
3	SHELF (racks)	17012	17012
4	THERMOSTAT 145F BULB	87996	87996
5	SENSOR BRACKET	40838	40838
6	3 INCH FAN GRATE	74746	74746
7	LIGHT COVER	74708	74708
8	10-24 X 3/4 HEX HEAD SCREW	41314	41314
9	GLIDE	47328	47328
10	CRUTCH TIP	49123	49123
11	BOTTOM COVER	74724	74724
12	STRAIN RELIEF SR-11-2 RA	87194	87194
13*	POWER SUPPLY CORD 15 AMP	22038	
	POWER SUPPLY CORD, EXPORT		42369

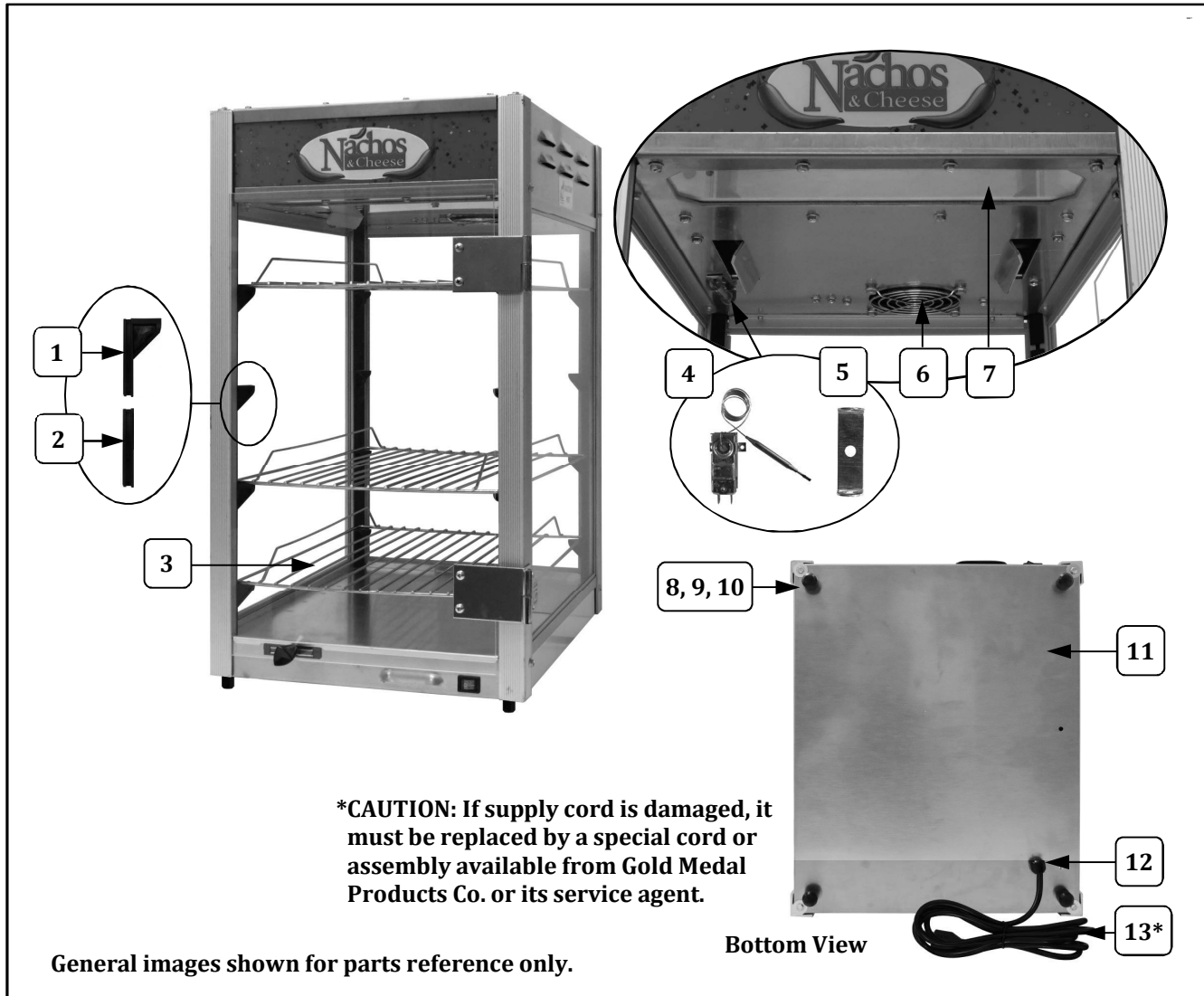
Cabinet Interior and Bottom View



General images shown for parts reference only.

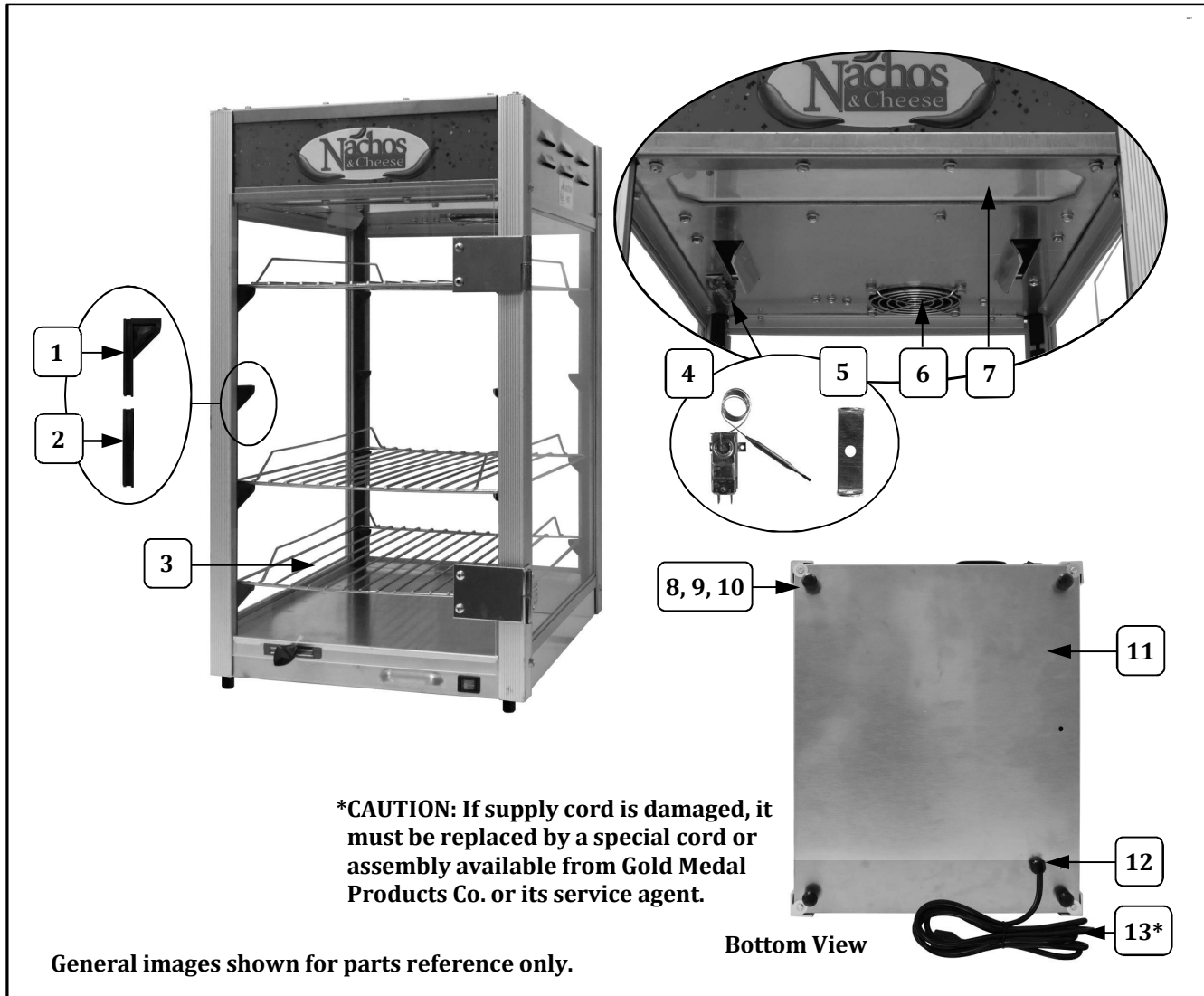
Item	Part Description	Part Number	
		5587	5587EX
1	RACK HOLDER	39899	39899
2	2 " GROOVE FILLER	39903	39903
3	SHELF (racks)	17012	17012
4	THERMOSTAT 145F BULB	87996	87996
5	SENSOR BRACKET	40838	40838
6	3 INCH FAN GRATE	74746	74746
7	LIGHT COVER	74708	74708
8	10-24 X 3/4 HEX HEAD SCREW	41314	41314
9	GLIDE	47328	47328
10	CRUTCH TIP	49123	49123
11	BOTTOM COVER	74724	74724
12	STRAIN RELIEF SR-11-2 RA	87194	87194
13*	POWER SUPPLY CORD 15 AMP	22038	
	POWER SUPPLY CORD, EXPORT		42369

Cabinet Interior and Bottom View



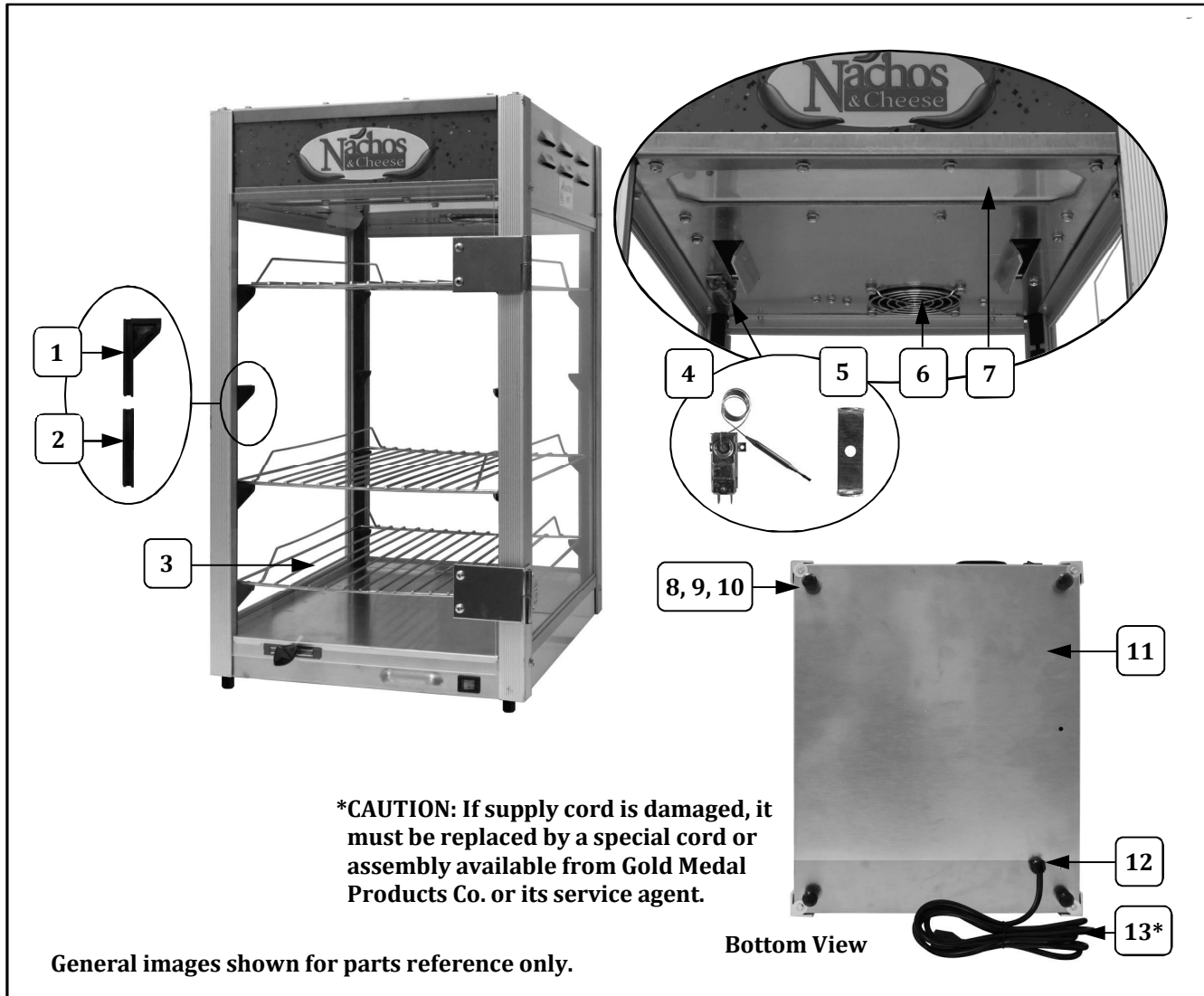
Item	Part Description	Part Number	
		5587	5587EX
1	RACK HOLDER	39899	39899
2	2 " GROOVE FILLER	39903	39903
3	SHELF (racks)	17012	17012
4	THERMOSTAT 145F BULB	87996	87996
5	SENSOR BRACKET	40838	40838
6	3 INCH FAN GRATE	74746	74746
7	LIGHT COVER	74708	74708
8	10-24 X 3/4 HEX HEAD SCREW	41314	41314
9	GLIDE	47328	47328
10	CRUTCH TIP	49123	49123
11	BOTTOM COVER	74724	74724
12	STRAIN RELIEF SR-11-2 RA	87194	87194
13*	POWER SUPPLY CORD 15 AMP	22038	
	POWER SUPPLY CORD, EXPORT		42369

Cabinet Interior and Bottom View



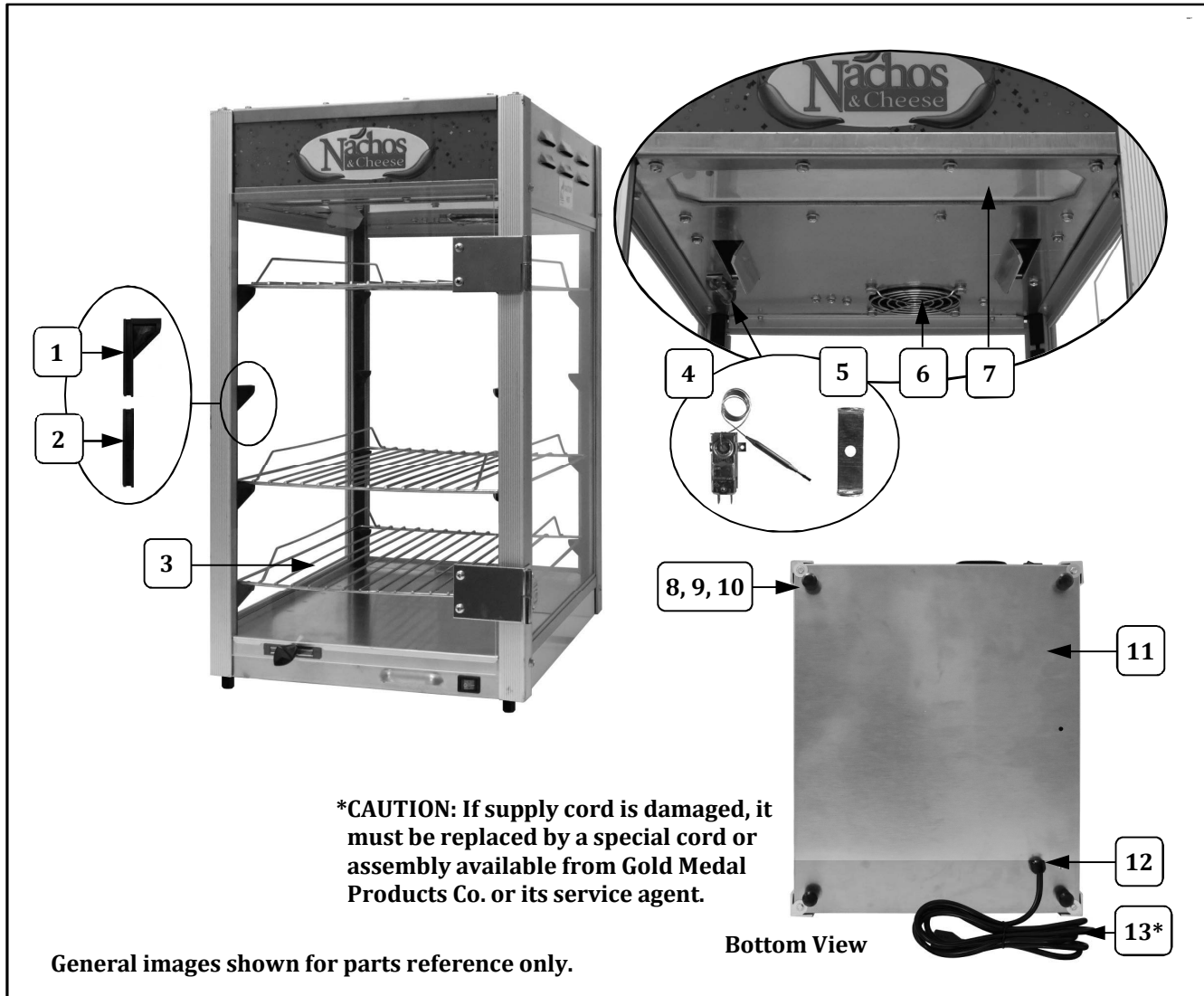
Item	Part Description	Part Number	
		5587	5587EX
1	RACK HOLDER	39899	39899
2	2 " GROOVE FILLER	39903	39903
3	SHELF (racks)	17012	17012
4	THERMOSTAT 145F BULB	87996	87996
5	SENSOR BRACKET	40838	40838
6	3 INCH FAN GRATE	74746	74746
7	LIGHT COVER	74708	74708
8	10-24 X 3/4 HEX HEAD SCREW	41314	41314
9	GLIDE	47328	47328
10	CRUTCH TIP	49123	49123
11	BOTTOM COVER	74724	74724
12	STRAIN RELIEF SR-11-2 RA	87194	87194
13*	POWER SUPPLY CORD 15 AMP	22038	
	POWER SUPPLY CORD, EXPORT		42369

Cabinet Interior and Bottom View



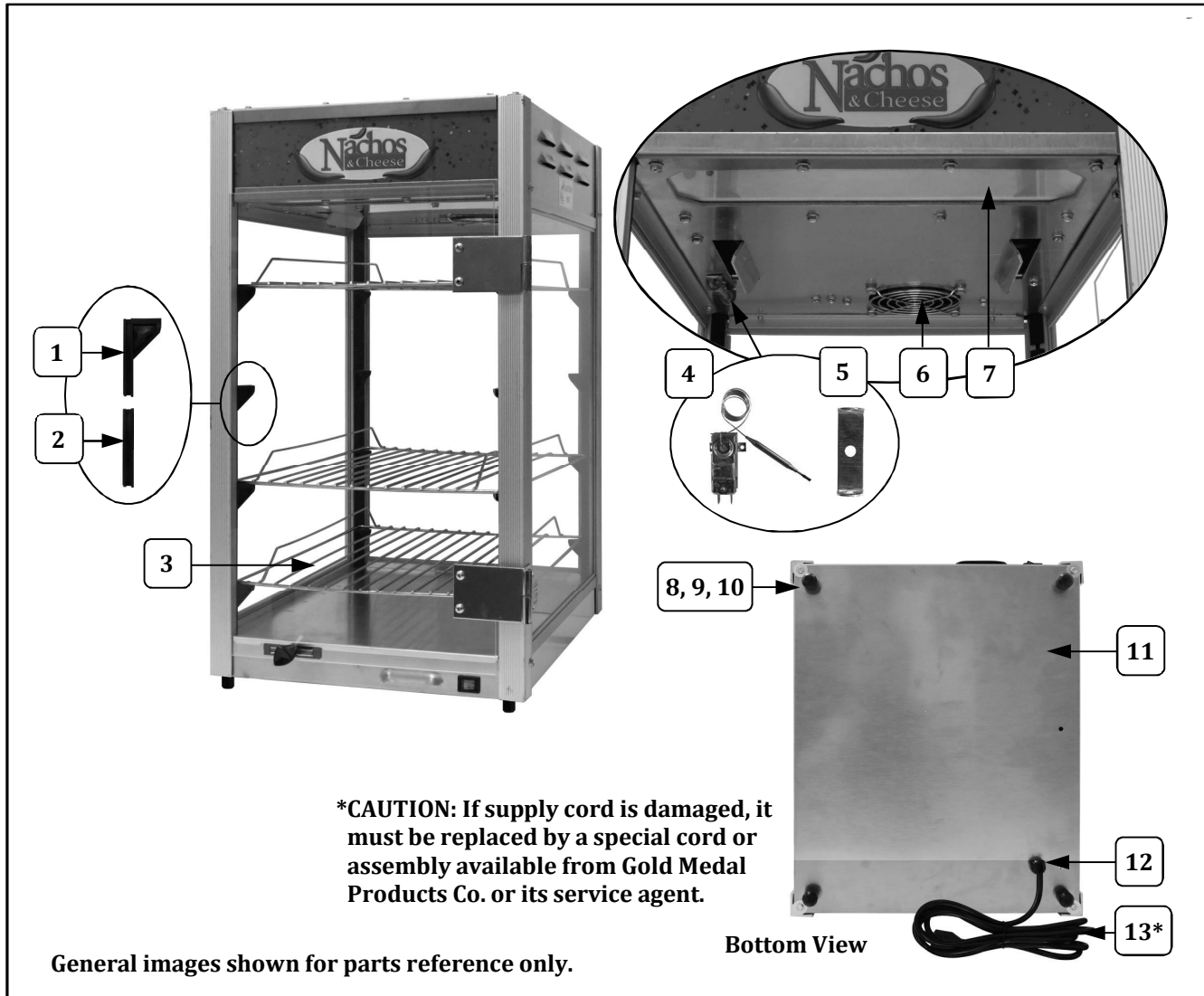
Item	Part Description	Part Number	
		5587	5587EX
1	RACK HOLDER	39899	39899
2	2 " GROOVE FILLER	39903	39903
3	SHELF (racks)	17012	17012
4	THERMOSTAT 145F BULB	87996	87996
5	SENSOR BRACKET	40838	40838
6	3 INCH FAN GRATE	74746	74746
7	LIGHT COVER	74708	74708
8	10-24 X 3/4 HEX HEAD SCREW	41314	41314
9	GLIDE	47328	47328
10	CRUTCH TIP	49123	49123
11	BOTTOM COVER	74724	74724
12	STRAIN RELIEF SR-11-2 RA	87194	87194
13*	POWER SUPPLY CORD 15 AMP	22038	
	POWER SUPPLY CORD, EXPORT		42369

Cabinet Interior and Bottom View



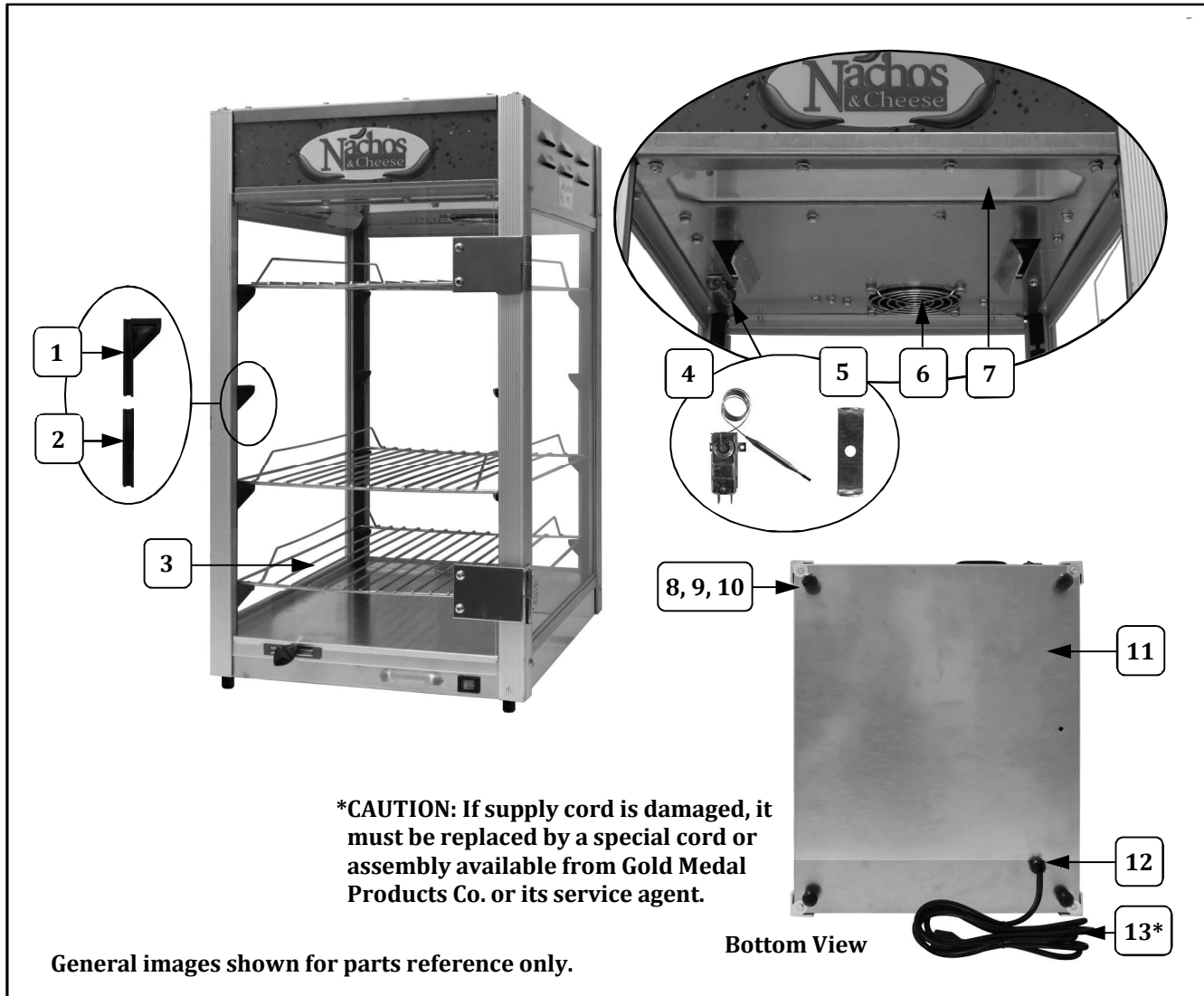
Item	Part Description	Part Number	
		5587	5587EX
1	RACK HOLDER	39899	39899
2	2 " GROOVE FILLER	39903	39903
3	SHELF (racks)	17012	17012
4	THERMOSTAT 145F BULB	87996	87996
5	SENSOR BRACKET	40838	40838
6	3 INCH FAN GRATE	74746	74746
7	LIGHT COVER	74708	74708
8	10-24 X 3/4 HEX HEAD SCREW	41314	41314
9	GLIDE	47328	47328
10	CRUTCH TIP	49123	49123
11	BOTTOM COVER	74724	74724
12	STRAIN RELIEF SR-11-2 RA	87194	87194
13*	POWER SUPPLY CORD 15 AMP	22038	
	POWER SUPPLY CORD, EXPORT		42369

Cabinet Interior and Bottom View



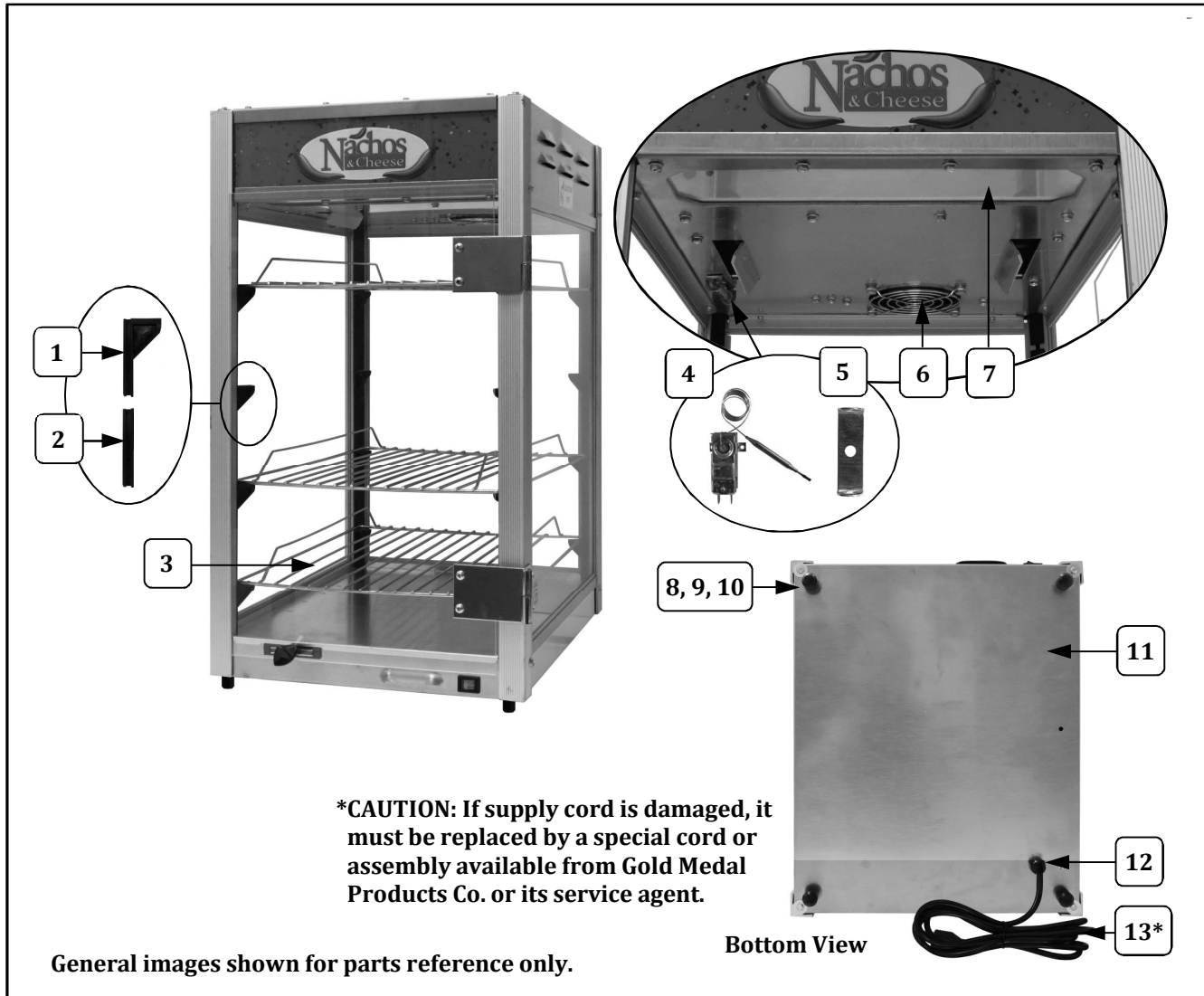
Item	Part Description	Part Number	
		5587	5587EX
1	RACK HOLDER	39899	39899
2	2 " GROOVE FILLER	39903	39903
3	SHELF (racks)	17012	17012
4	THERMOSTAT 145F BULB	87996	87996
5	SENSOR BRACKET	40838	40838
6	3 INCH FAN GRATE	74746	74746
7	LIGHT COVER	74708	74708
8	10-24 X 3/4 HEX HEAD SCREW	41314	41314
9	GLIDE	47328	47328
10	CRUTCH TIP	49123	49123
11	BOTTOM COVER	74724	74724
12	STRAIN RELIEF SR-11-2 RA	87194	87194
13*	POWER SUPPLY CORD 15 AMP	22038	
	POWER SUPPLY CORD, EXPORT		42369

Cabinet Interior and Bottom View



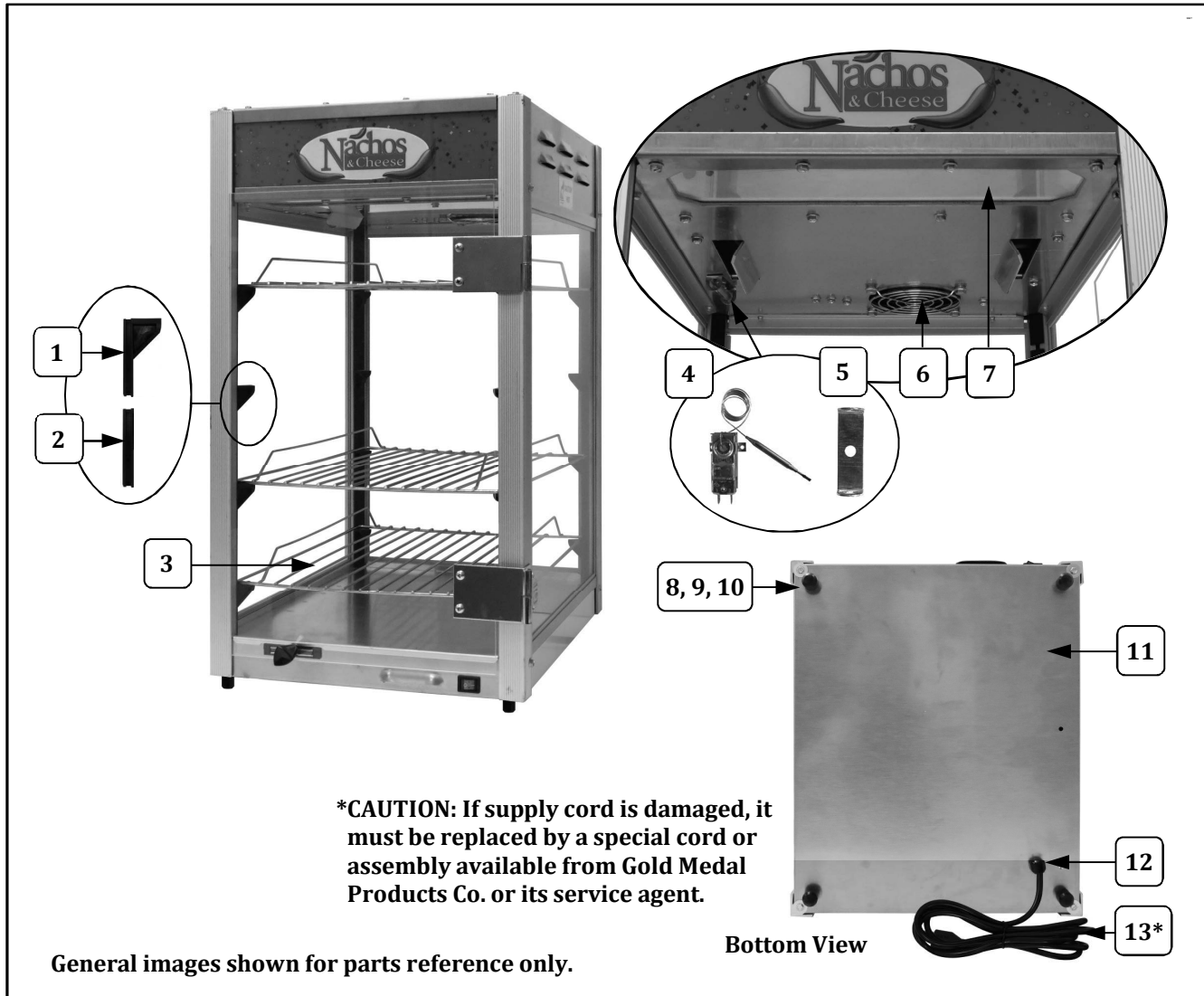
Item	Part Description	Part Number	
		5587	5587EX
1	RACK HOLDER	39899	39899
2	2 " GROOVE FILLER	39903	39903
3	SHELF (racks)	17012	17012
4	THERMOSTAT 145F BULB	87996	87996
5	SENSOR BRACKET	40838	40838
6	3 INCH FAN GRATE	74746	74746
7	LIGHT COVER	74708	74708
8	10-24 X 3/4 HEX HEAD SCREW	41314	41314
9	GLIDE	47328	47328
10	CRUTCH TIP	49123	49123
11	BOTTOM COVER	74724	74724
12	STRAIN RELIEF SR-11-2 RA	87194	87194
13*	POWER SUPPLY CORD 15 AMP	22038	
	POWER SUPPLY CORD, EXPORT		42369

Cabinet Interior and Bottom View



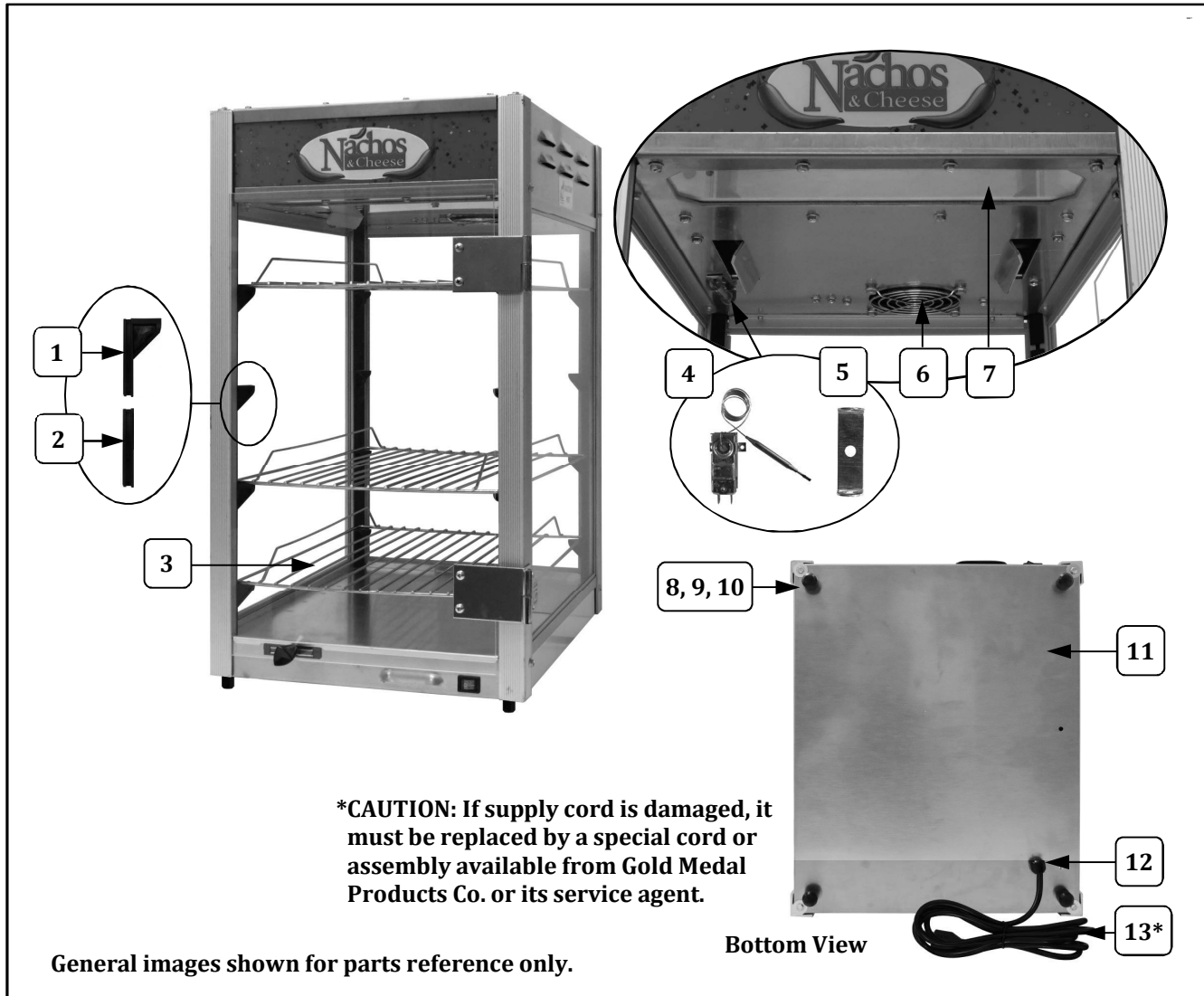
Item	Part Description	Part Number	
		5587	5587EX
1	RACK HOLDER	39899	39899
2	2 " GROOVE FILLER	39903	39903
3	SHELF (racks)	17012	17012
4	THERMOSTAT 145F BULB	87996	87996
5	SENSOR BRACKET	40838	40838
6	3 INCH FAN GRATE	74746	74746
7	LIGHT COVER	74708	74708
8	10-24 X 3/4 HEX HEAD SCREW	41314	41314
9	GLIDE	47328	47328
10	CRUTCH TIP	49123	49123
11	BOTTOM COVER	74724	74724
12	STRAIN RELIEF SR-11-2 RA	87194	87194
13*	POWER SUPPLY CORD 15 AMP	22038	
	POWER SUPPLY CORD, EXPORT		42369

Cabinet Interior and Bottom View



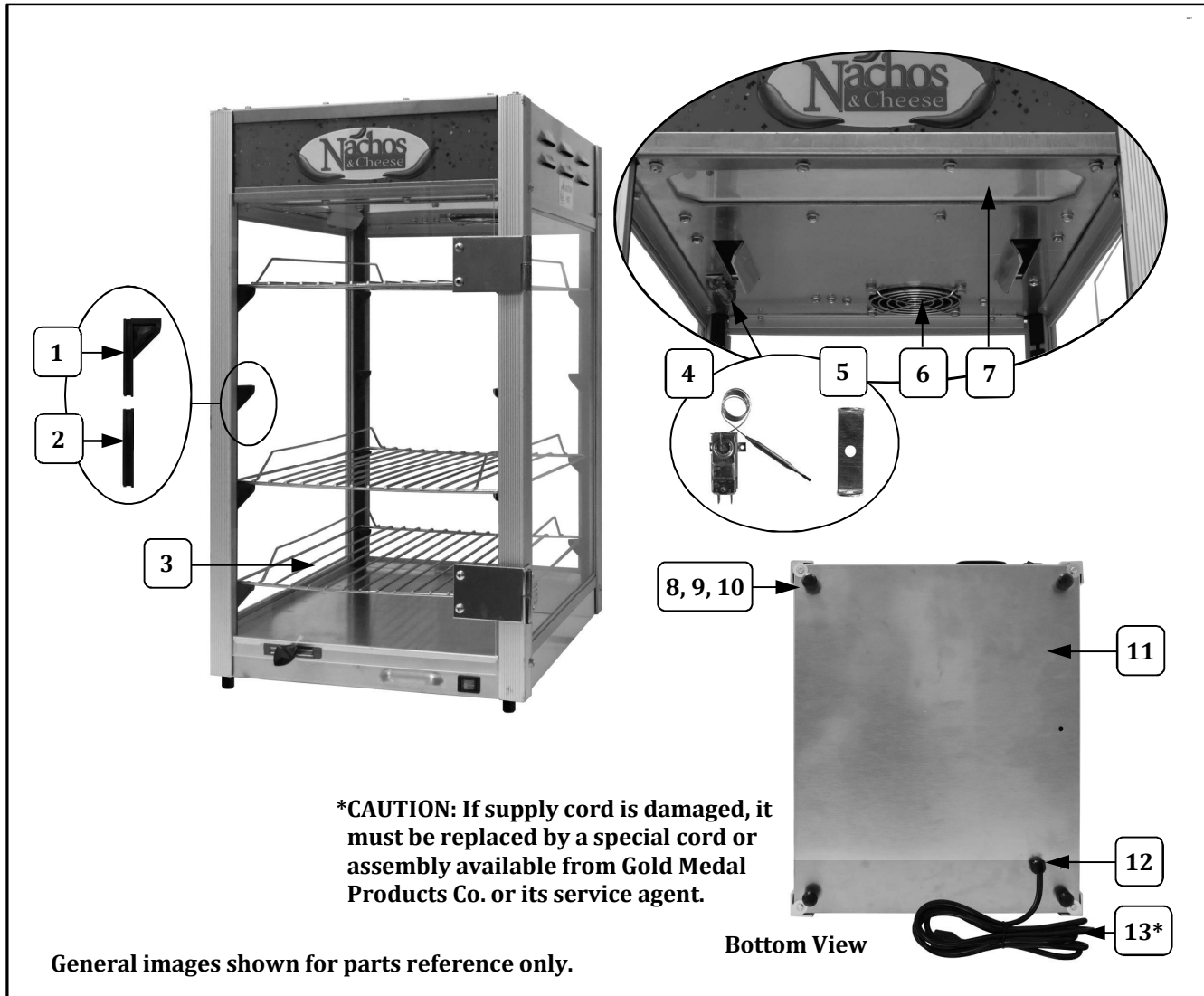
Item	Part Description	Part Number	
		5587	5587EX
1	RACK HOLDER	39899	39899
2	2 " GROOVE FILLER	39903	39903
3	SHELF (racks)	17012	17012
4	THERMOSTAT 145F BULB	87996	87996
5	SENSOR BRACKET	40838	40838
6	3 INCH FAN GRATE	74746	74746
7	LIGHT COVER	74708	74708
8	10-24 X 3/4 HEX HEAD SCREW	41314	41314
9	GLIDE	47328	47328
10	CRUTCH TIP	49123	49123
11	BOTTOM COVER	74724	74724
12	STRAIN RELIEF SR-11-2 RA	87194	87194
13*	POWER SUPPLY CORD 15 AMP	22038	
	POWER SUPPLY CORD, EXPORT		42369

Cabinet Interior and Bottom View



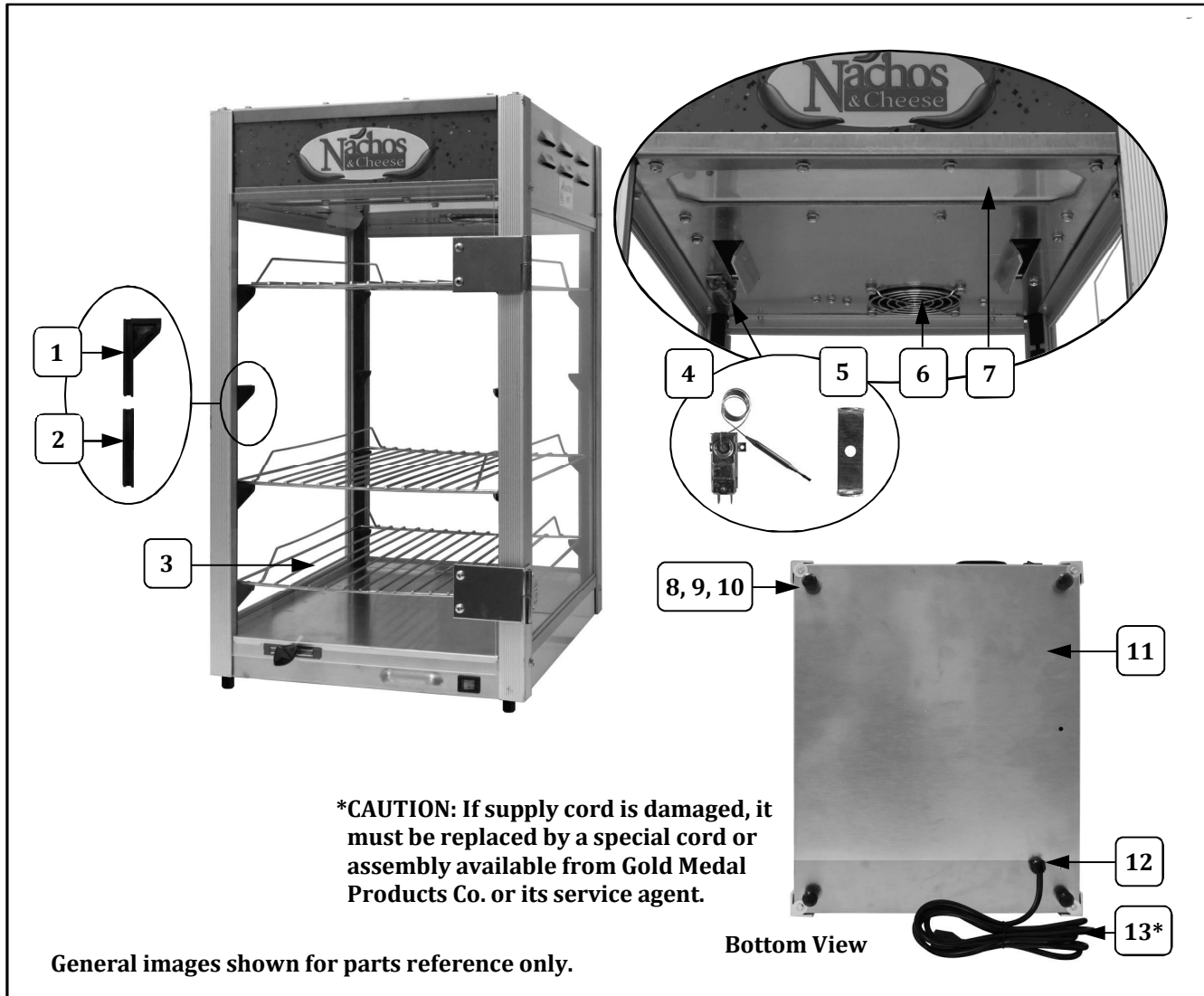
Item	Part Description	Part Number	
		5587	5587EX
1	RACK HOLDER	39899	39899
2	2 " GROOVE FILLER	39903	39903
3	SHELF (racks)	17012	17012
4	THERMOSTAT 145F BULB	87996	87996
5	SENSOR BRACKET	40838	40838
6	3 INCH FAN GRATE	74746	74746
7	LIGHT COVER	74708	74708
8	10-24 X 3/4 HEX HEAD SCREW	41314	41314
9	GLIDE	47328	47328
10	CRUTCH TIP	49123	49123
11	BOTTOM COVER	74724	74724
12	STRAIN RELIEF SR-11-2 RA	87194	87194
13*	POWER SUPPLY CORD 15 AMP	22038	
	POWER SUPPLY CORD, EXPORT		42369

Cabinet Interior and Bottom View



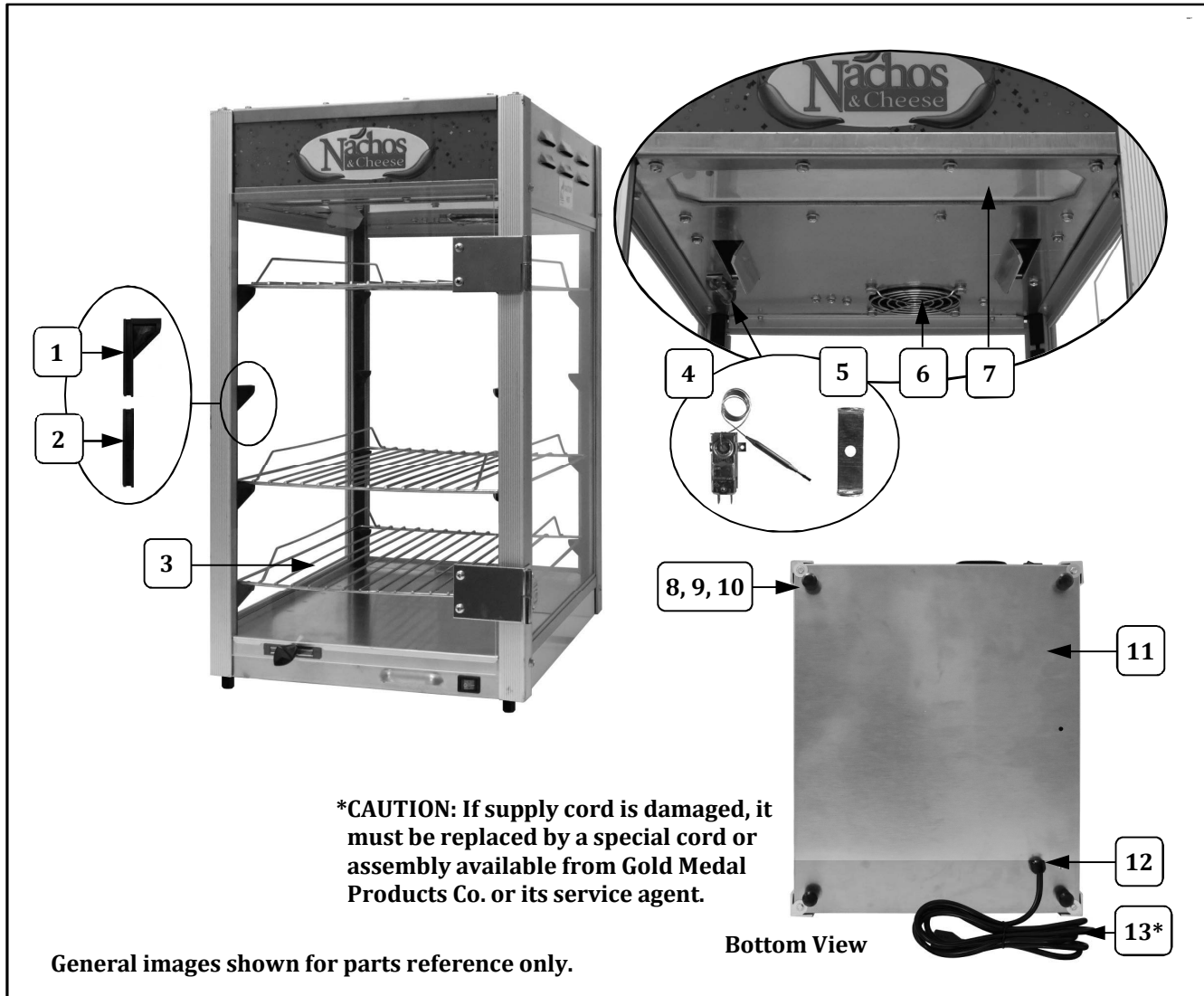
Item	Part Description	Part Number	
		5587	5587EX
1	RACK HOLDER	39899	39899
2	2 " GROOVE FILLER	39903	39903
3	SHELF (racks)	17012	17012
4	THERMOSTAT 145F BULB	87996	87996
5	SENSOR BRACKET	40838	40838
6	3 INCH FAN GRATE	74746	74746
7	LIGHT COVER	74708	74708
8	10-24 X 3/4 HEX HEAD SCREW	41314	41314
9	GLIDE	47328	47328
10	CRUTCH TIP	49123	49123
11	BOTTOM COVER	74724	74724
12	STRAIN RELIEF SR-11-2 RA	87194	87194
13*	POWER SUPPLY CORD 15 AMP	22038	
	POWER SUPPLY CORD, EXPORT		42369

Cabinet Interior and Bottom View



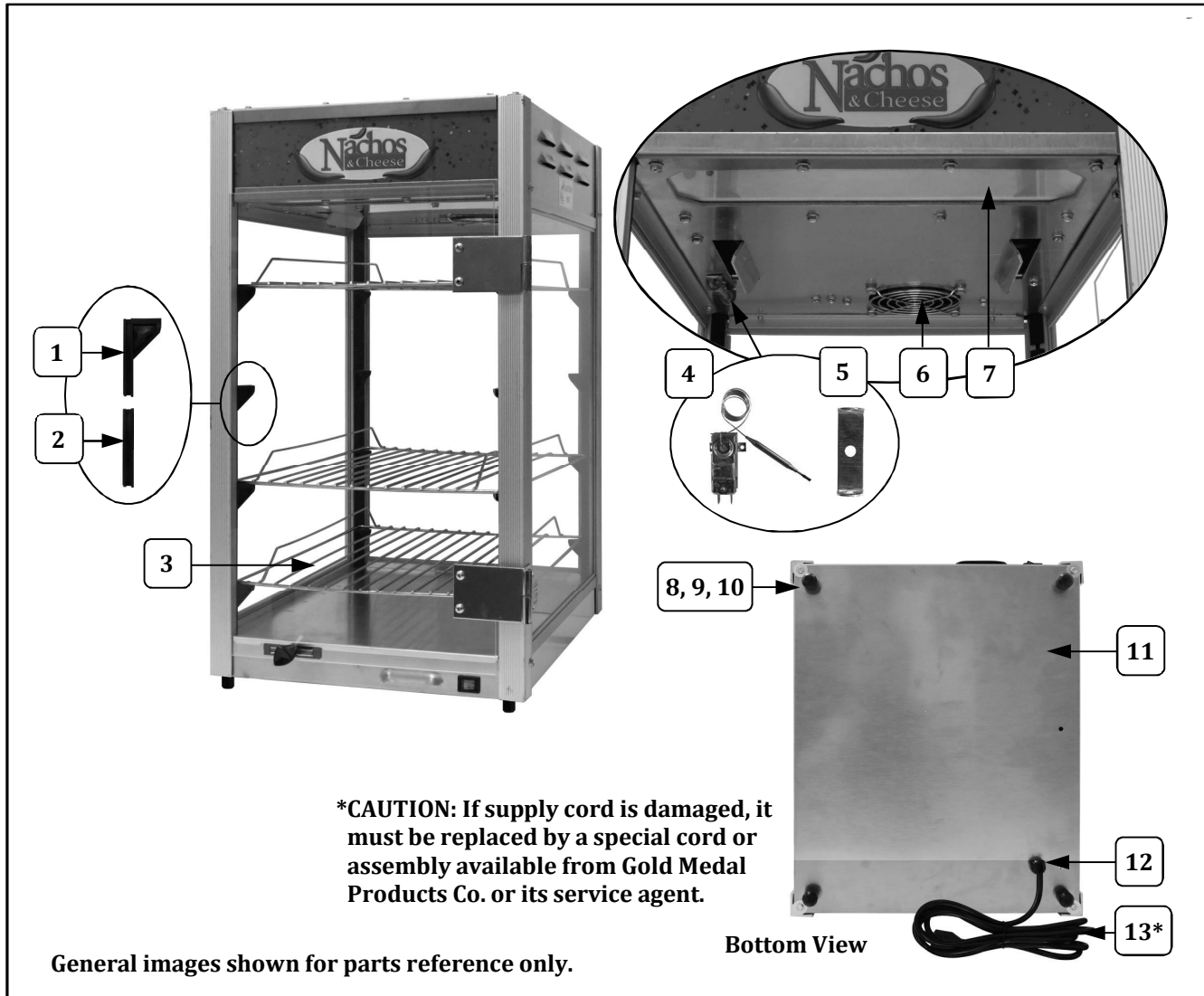
Item	Part Description	Part Number	
		5587	5587EX
1	RACK HOLDER	39899	39899
2	2 " GROOVE FILLER	39903	39903
3	SHELF (racks)	17012	17012
4	THERMOSTAT 145F BULB	87996	87996
5	SENSOR BRACKET	40838	40838
6	3 INCH FAN GRATE	74746	74746
7	LIGHT COVER	74708	74708
8	10-24 X 3/4 HEX HEAD SCREW	41314	41314
9	GLIDE	47328	47328
10	CRUTCH TIP	49123	49123
11	BOTTOM COVER	74724	74724
12	STRAIN RELIEF SR-11-2 RA	87194	87194
13*	POWER SUPPLY CORD 15 AMP	22038	
	POWER SUPPLY CORD, EXPORT		42369

Cabinet Interior and Bottom View



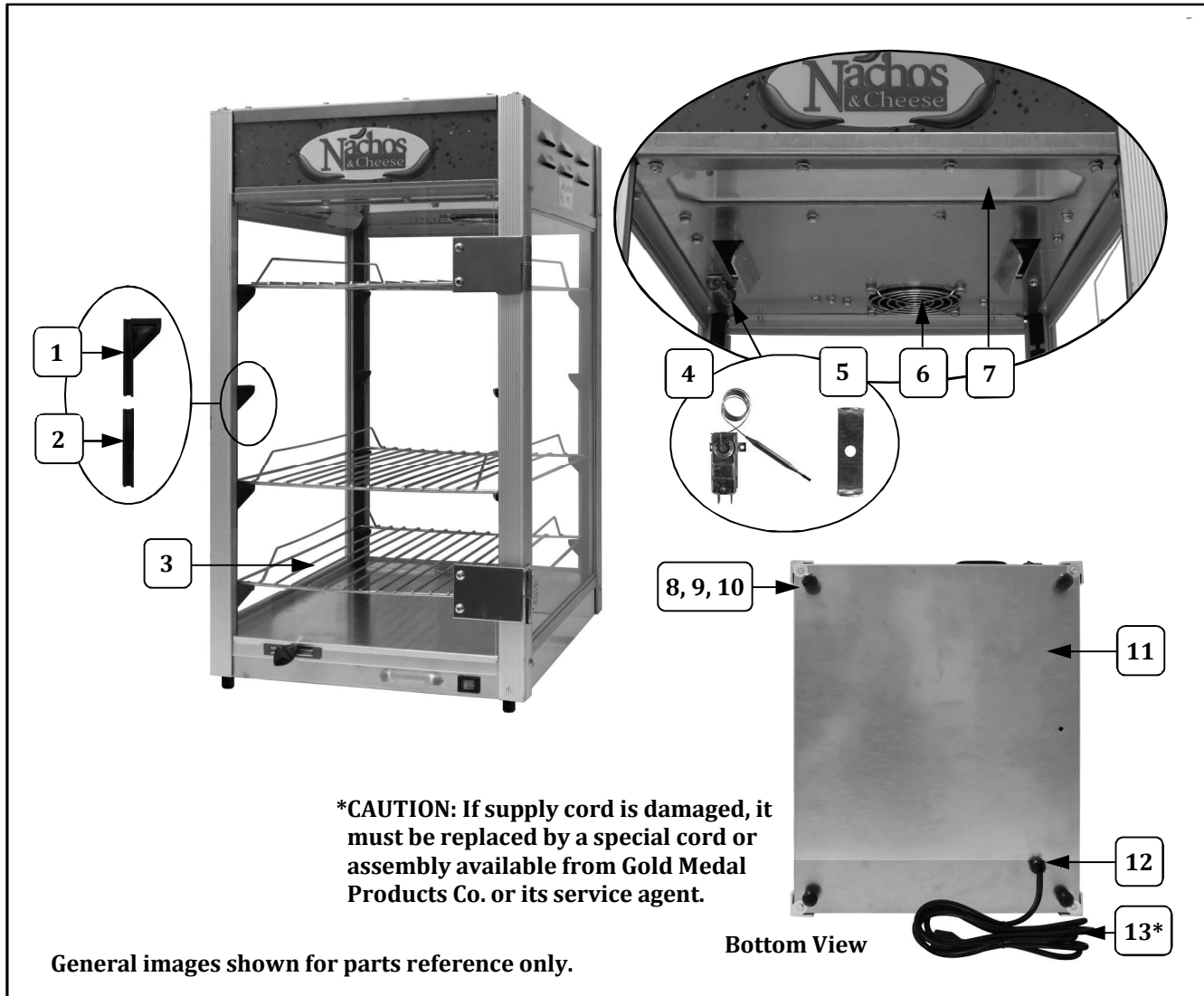
Item	Part Description	Part Number	
		5587	5587EX
1	RACK HOLDER	39899	39899
2	2 " GROOVE FILLER	39903	39903
3	SHELF (racks)	17012	17012
4	THERMOSTAT 145F BULB	87996	87996
5	SENSOR BRACKET	40838	40838
6	3 INCH FAN GRATE	74746	74746
7	LIGHT COVER	74708	74708
8	10-24 X 3/4 HEX HEAD SCREW	41314	41314
9	GLIDE	47328	47328
10	CRUTCH TIP	49123	49123
11	BOTTOM COVER	74724	74724
12	STRAIN RELIEF SR-11-2 RA	87194	87194
13*	POWER SUPPLY CORD 15 AMP	22038	
	POWER SUPPLY CORD, EXPORT		42369

Cabinet Interior and Bottom View



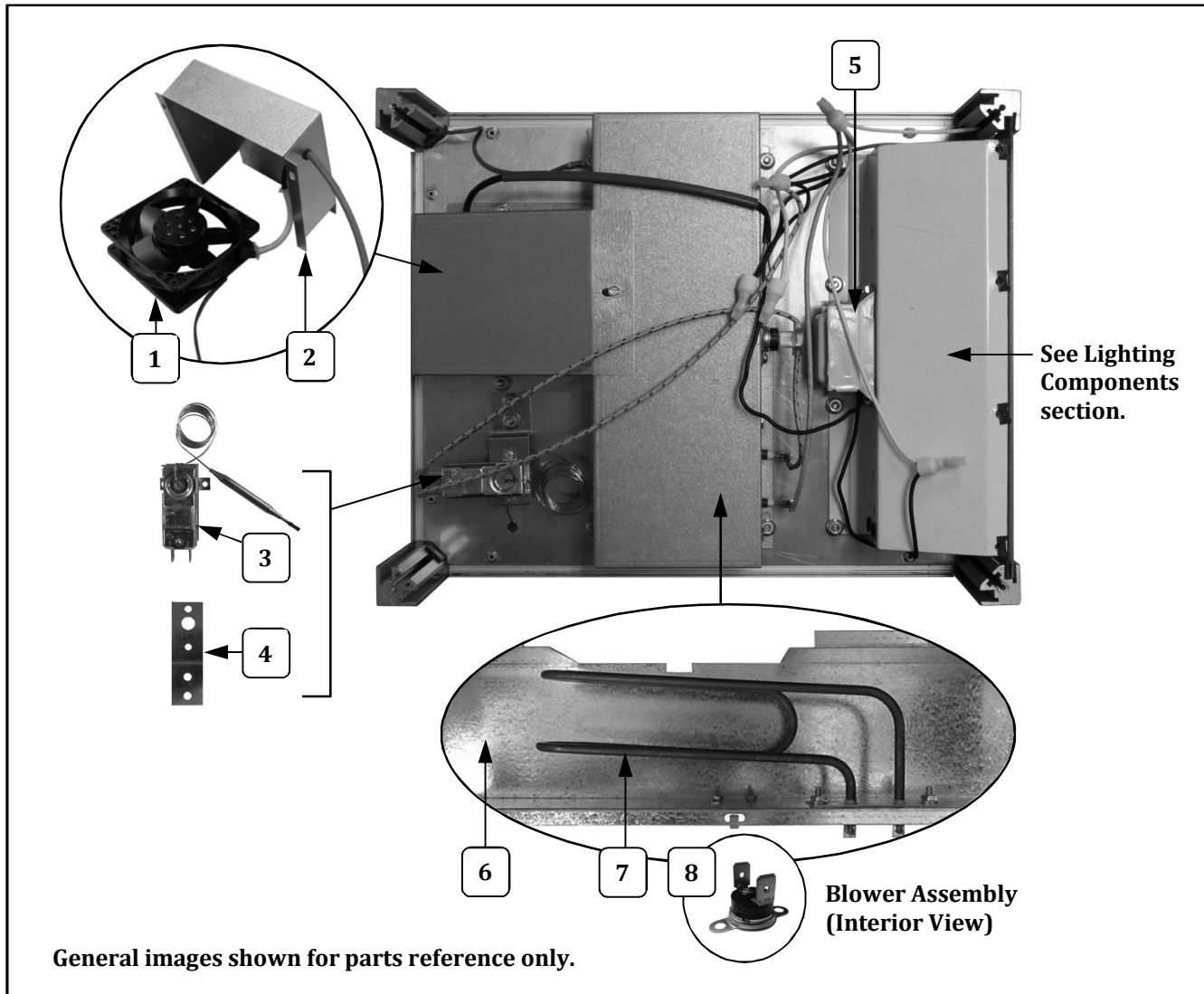
Item	Part Description	Part Number	
		5587	5587EX
1	RACK HOLDER	39899	39899
2	2 " GROOVE FILLER	39903	39903
3	SHELF (racks)	17012	17012
4	THERMOSTAT 145F BULB	87996	87996
5	SENSOR BRACKET	40838	40838
6	3 INCH FAN GRATE	74746	74746
7	LIGHT COVER	74708	74708
8	10-24 X 3/4 HEX HEAD SCREW	41314	41314
9	GLIDE	47328	47328
10	CRUTCH TIP	49123	49123
11	BOTTOM COVER	74724	74724
12	STRAIN RELIEF SR-11-2 RA	87194	87194
13*	POWER SUPPLY CORD 15 AMP	22038	
	POWER SUPPLY CORD, EXPORT		42369

Cabinet Interior and Bottom View



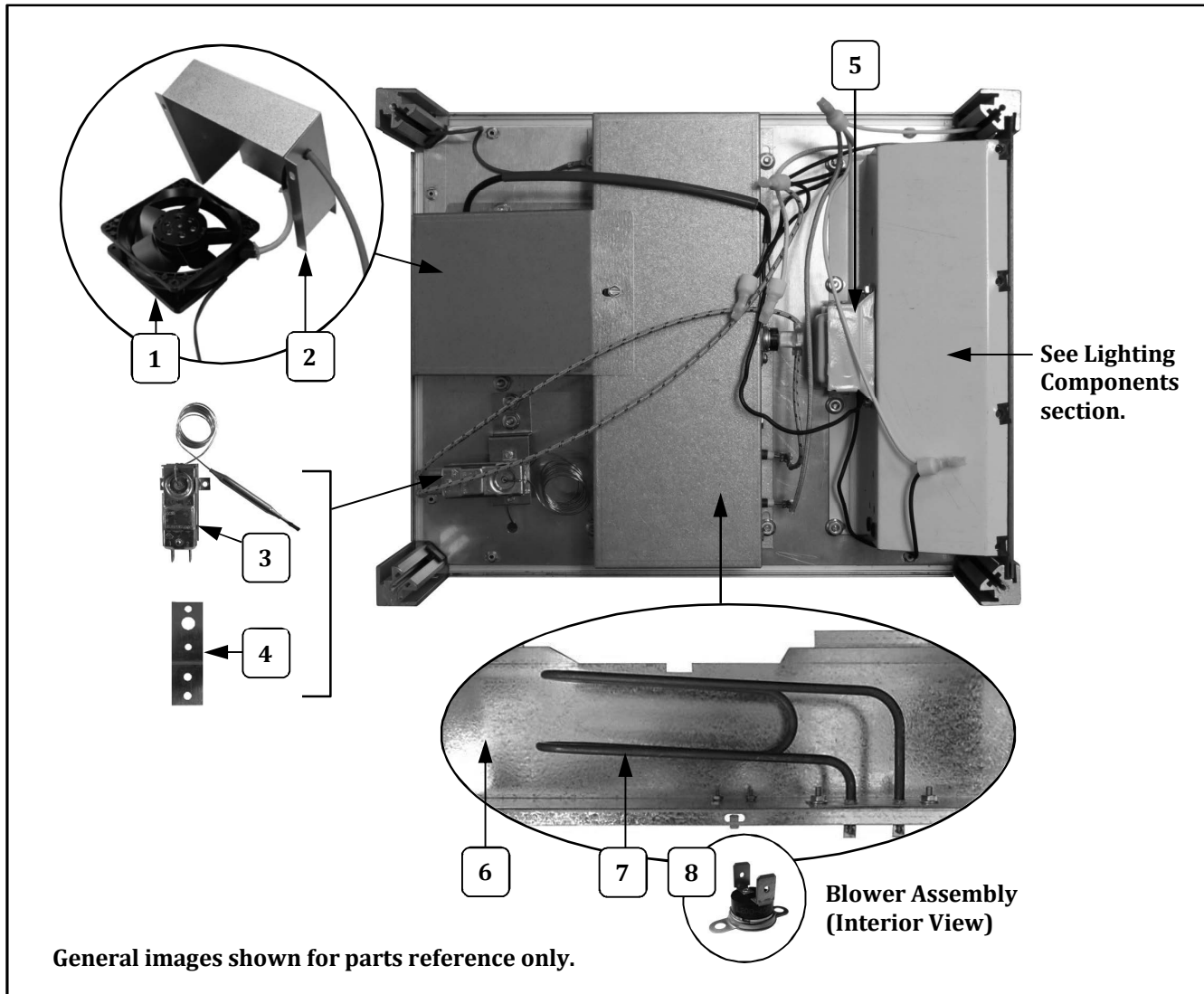
Item	Part Description	Part Number	
		5587	5587EX
1	RACK HOLDER	39899	39899
2	2 " GROOVE FILLER	39903	39903
3	SHELF (racks)	17012	17012
4	THERMOSTAT 145F BULB	87996	87996
5	SENSOR BRACKET	40838	40838
6	3 INCH FAN GRATE	74746	74746
7	LIGHT COVER	74708	74708
8	10-24 X 3/4 HEX HEAD SCREW	41314	41314
9	GLIDE	47328	47328
10	CRUTCH TIP	49123	49123
11	BOTTOM COVER	74724	74724
12	STRAIN RELIEF SR-11-2 RA	87194	87194
13*	POWER SUPPLY CORD 15 AMP	22038	
	POWER SUPPLY CORD, EXPORT		42369

Motor Plate Components



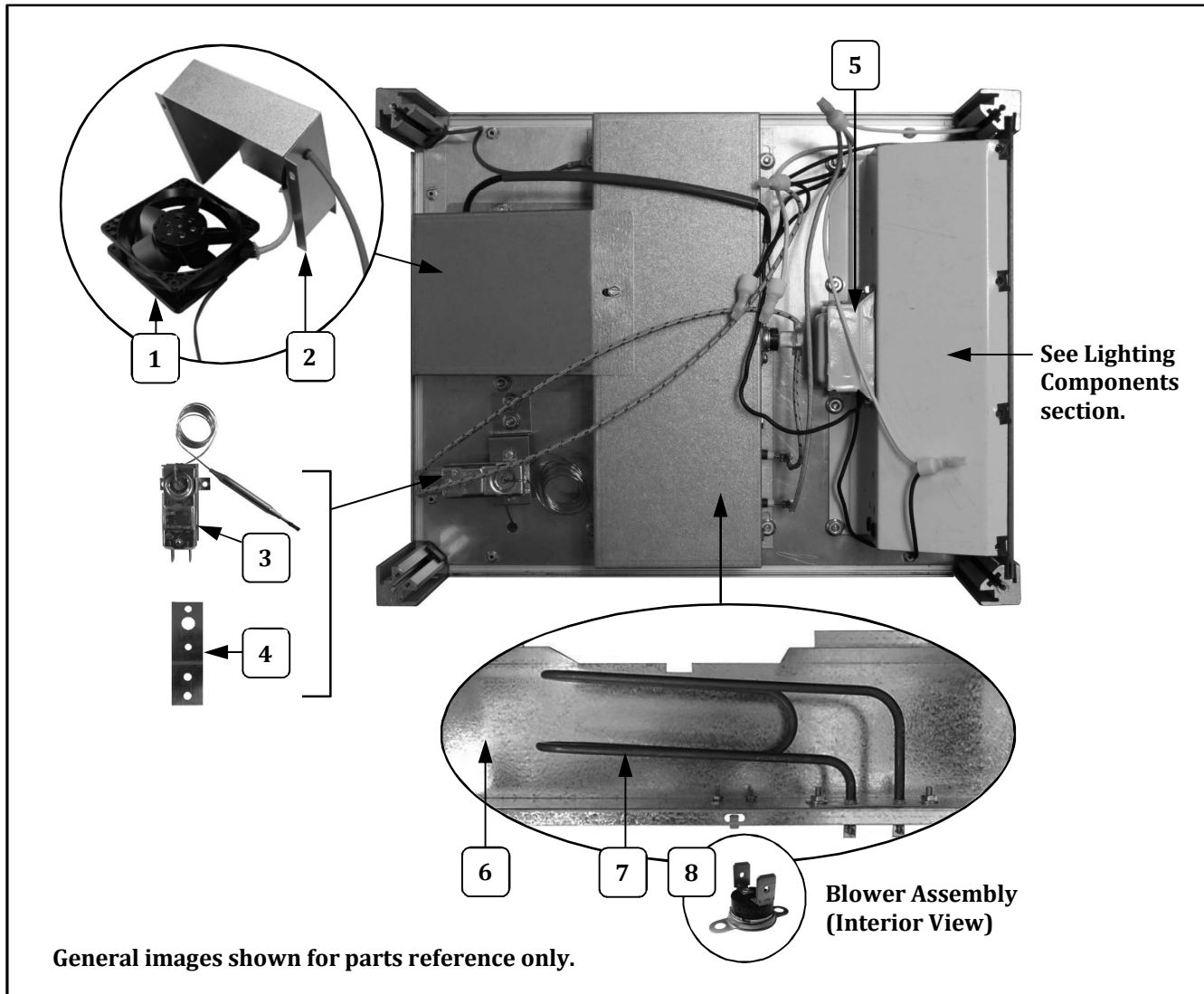
Item	Part Description	Part Number	
		5587	5587EX
1	3 INCH PABST FAN	74741	74742
2	ANGLED BLOWER WRAPPER	74740	74740
3	THERMOSTAT 145F BULB	87996	87996
4	THERMOSTAT BRACKET	74667	74667
5	BALLAST	74725	55360
6	BLOWER BOX	74710	74710
7	HEAT ELEMENT 475W	74720	74720EX
8	THERMOSTAT, 260F	74748	74748

Motor Plate Components



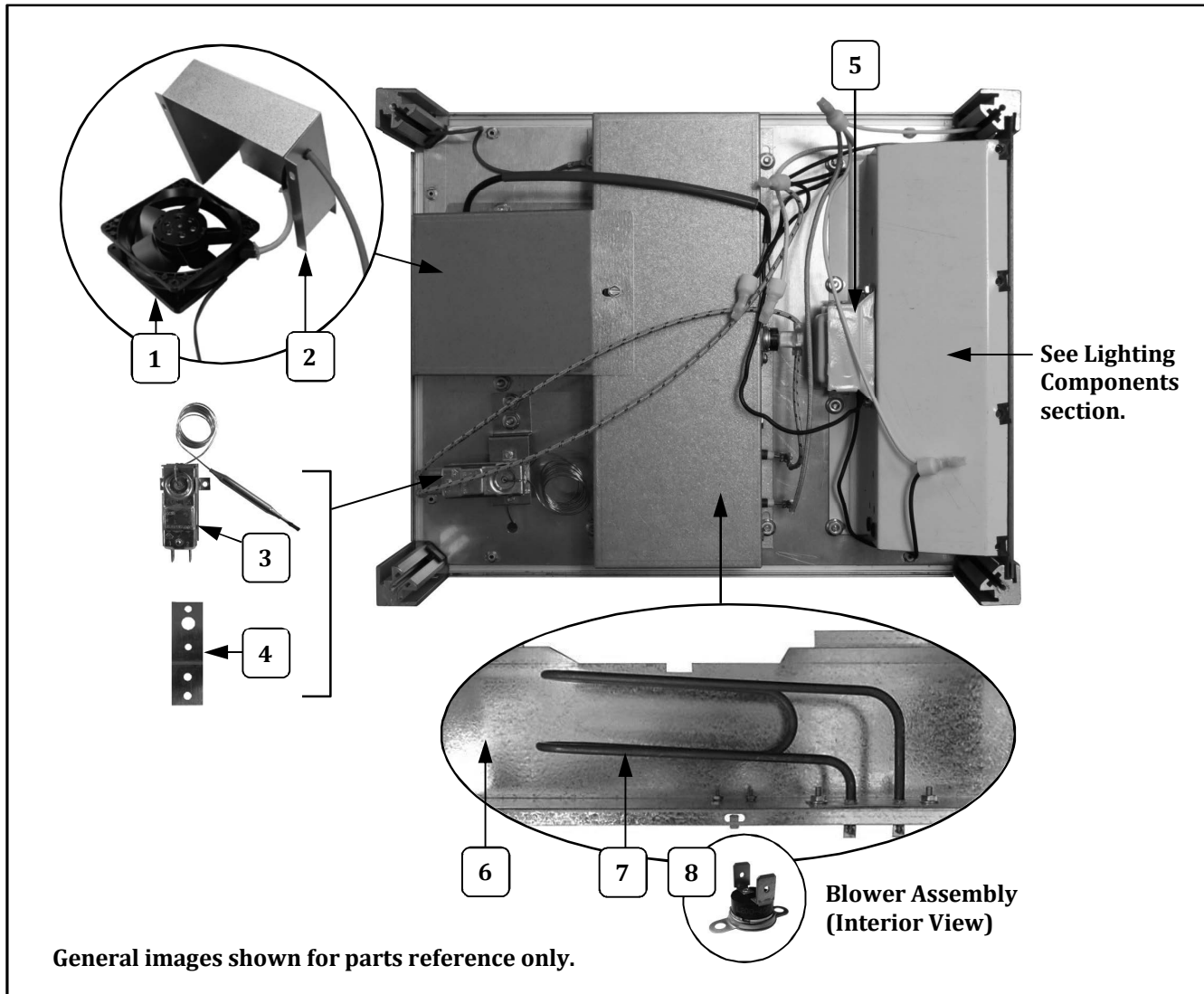
Item	Part Description	Part Number	
		5587	5587EX
1	3 INCH PABST FAN	74741	74742
2	ANGLED BLOWER WRAPPER	74740	74740
3	THERMOSTAT 145F BULB	87996	87996
4	THERMOSTAT BRACKET	74667	74667
5	BALLAST	74725	55360
6	BLOWER BOX	74710	74710
7	HEAT ELEMENT 475W	74720	74720EX
8	THERMOSTAT, 260F	74748	74748

Motor Plate Components



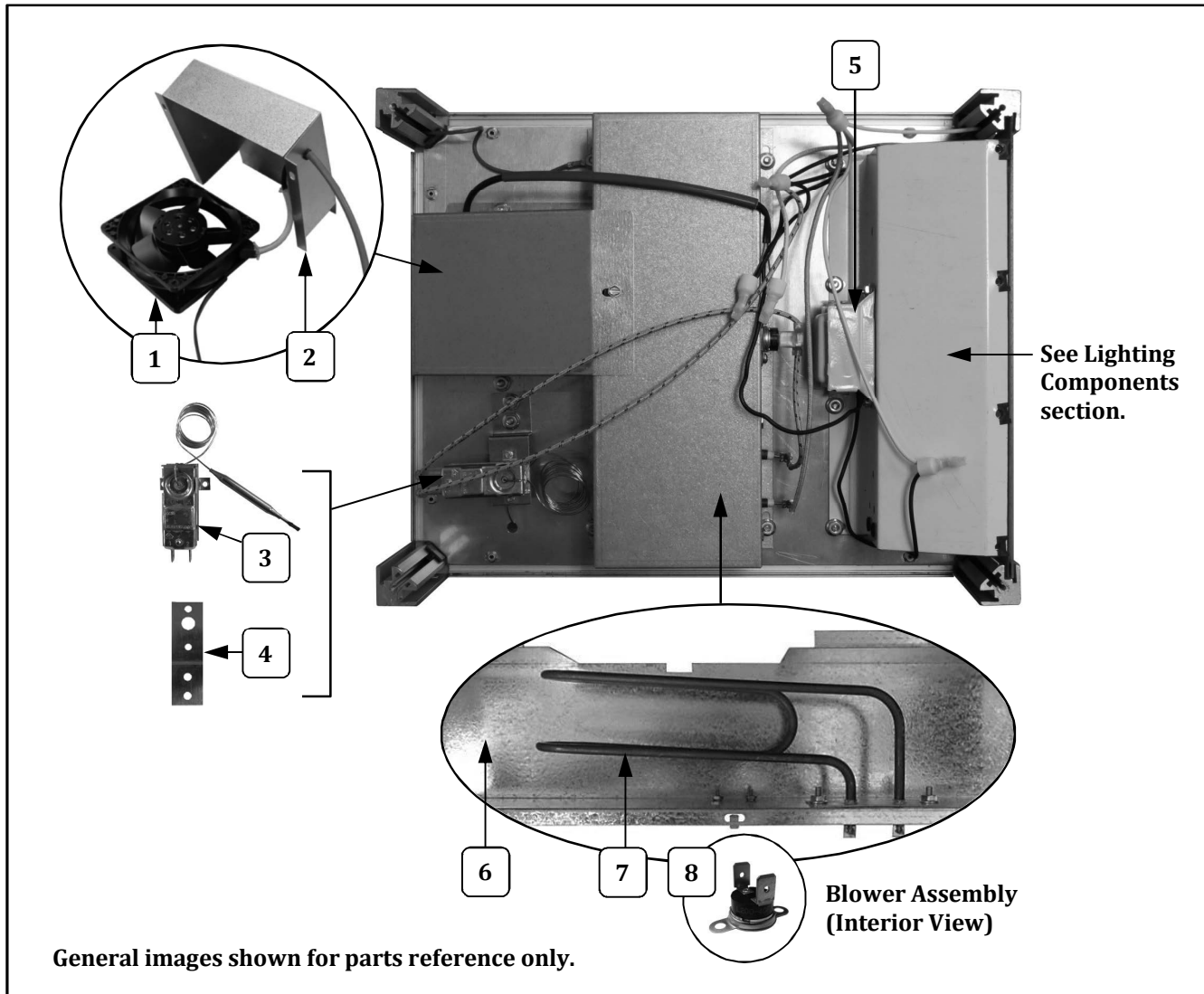
Item	Part Description	Part Number	
		5587	5587EX
1	3 INCH PABST FAN	74741	74742
2	ANGLED BLOWER WRAPPER	74740	74740
3	THERMOSTAT 145F BULB	87996	87996
4	THERMOSTAT BRACKET	74667	74667
5	BALLAST	74725	55360
6	BLOWER BOX	74710	74710
7	HEAT ELEMENT 475W	74720	74720EX
8	THERMOSTAT, 260F	74748	74748

Motor Plate Components



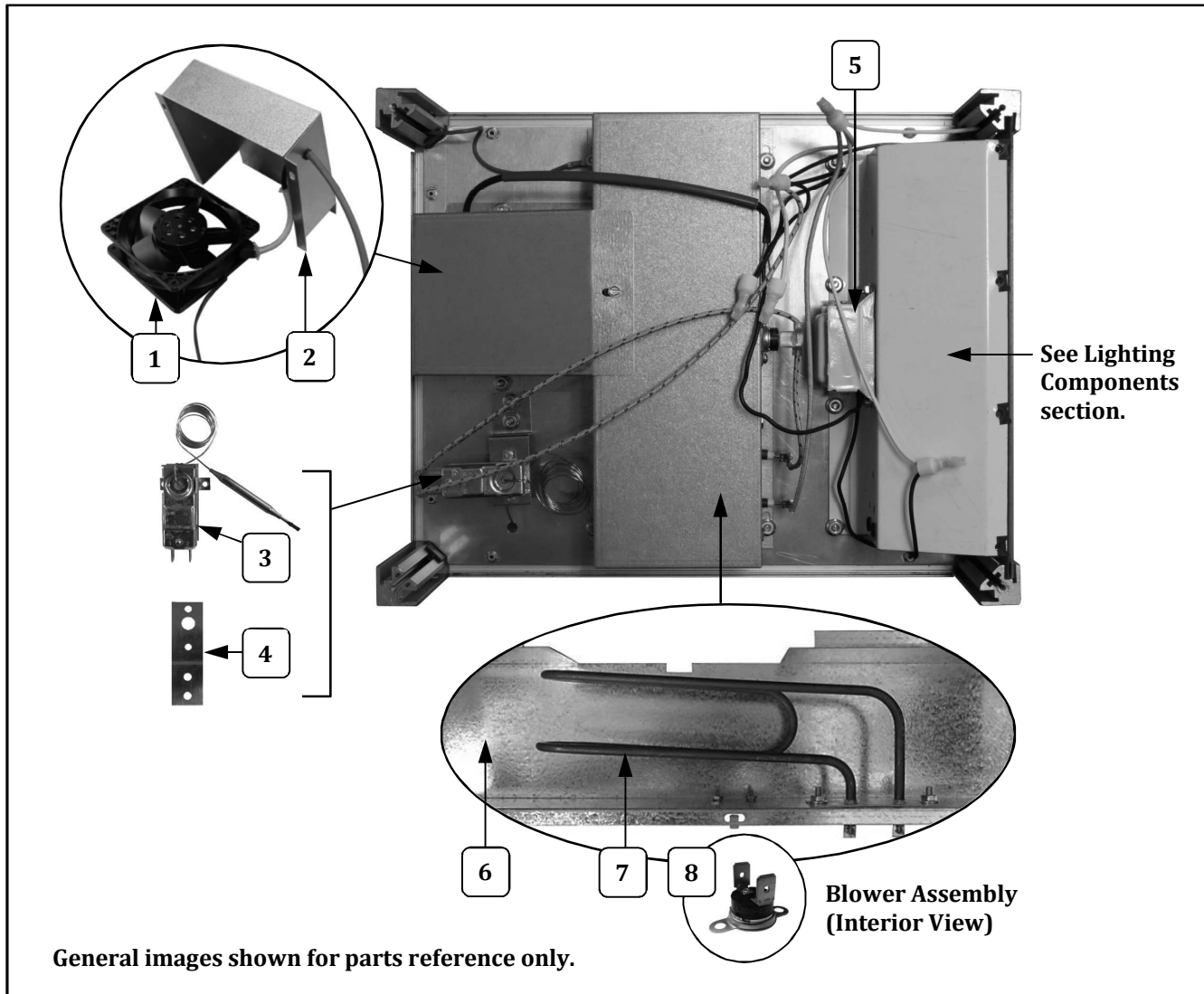
Item	Part Description	Part Number	
		5587	5587EX
1	3 INCH PABST FAN	74741	74742
2	ANGLED BLOWER WRAPPER	74740	74740
3	THERMOSTAT 145F BULB	87996	87996
4	THERMOSTAT BRACKET	74667	74667
5	BALLAST	74725	55360
6	BLOWER BOX	74710	74710
7	HEAT ELEMENT 475W	74720	74720EX
8	THERMOSTAT, 260F	74748	74748

Motor Plate Components



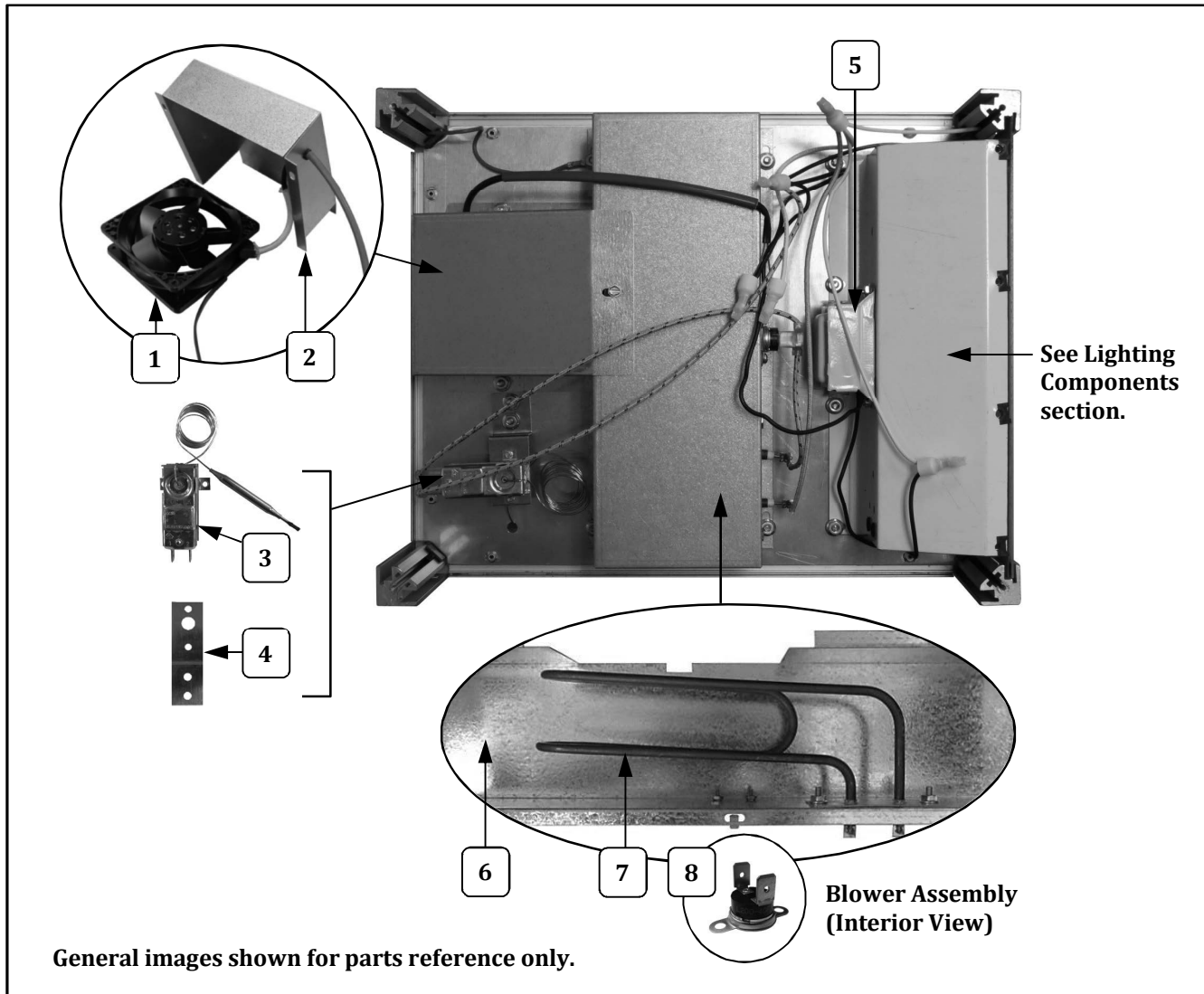
Item	Part Description	Part Number	
		5587	5587EX
1	3 INCH PABST FAN	74741	74742
2	ANGLED BLOWER WRAPPER	74740	74740
3	THERMOSTAT 145F BULB	87996	87996
4	THERMOSTAT BRACKET	74667	74667
5	BALLAST	74725	55360
6	BLOWER BOX	74710	74710
7	HEAT ELEMENT 475W	74720	74720EX
8	THERMOSTAT, 260F	74748	74748

Motor Plate Components



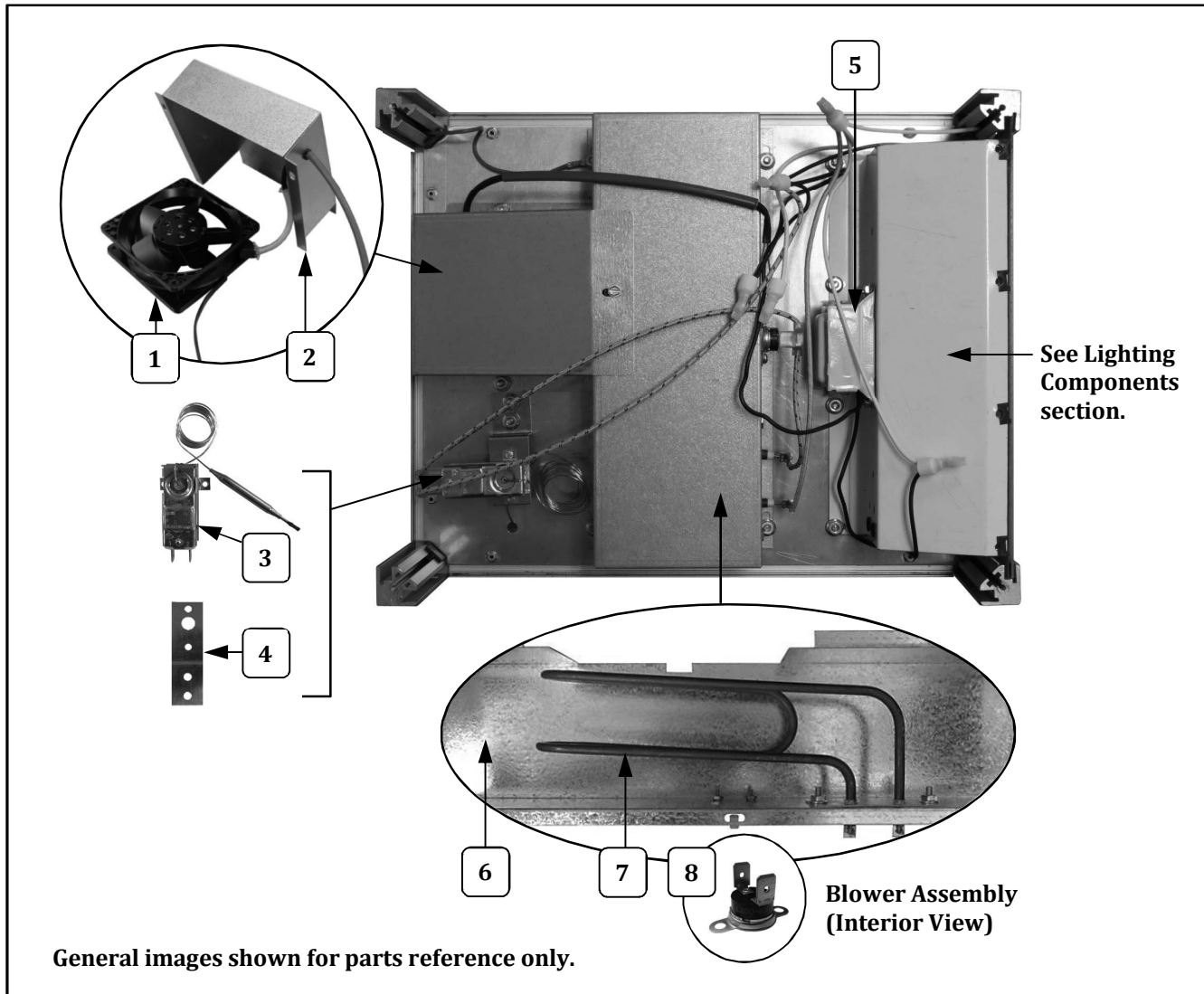
Item	Part Description	Part Number	
		5587	5587EX
1	3 INCH PABST FAN	74741	74742
2	ANGLED BLOWER WRAPPER	74740	74740
3	THERMOSTAT 145F BULB	87996	87996
4	THERMOSTAT BRACKET	74667	74667
5	BALLAST	74725	55360
6	BLOWER BOX	74710	74710
7	HEAT ELEMENT 475W	74720	74720EX
8	THERMOSTAT, 260F	74748	74748

Motor Plate Components



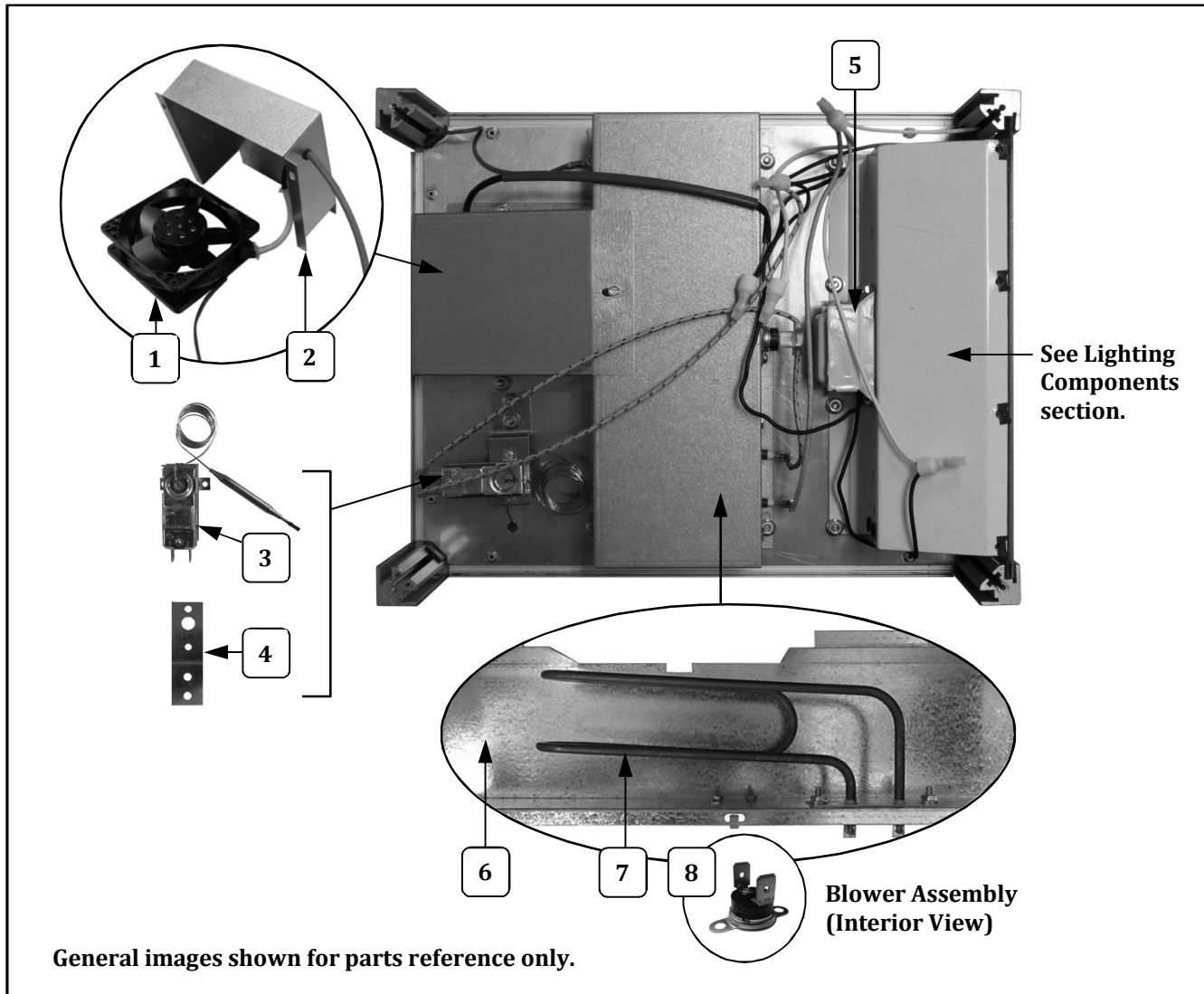
Item	Part Description	Part Number	
		5587	5587EX
1	3 INCH PABST FAN	74741	74742
2	ANGLED BLOWER WRAPPER	74740	74740
3	THERMOSTAT 145F BULB	87996	87996
4	THERMOSTAT BRACKET	74667	74667
5	BALLAST	74725	55360
6	BLOWER BOX	74710	74710
7	HEAT ELEMENT 475W	74720	74720EX
8	THERMOSTAT, 260F	74748	74748

Motor Plate Components



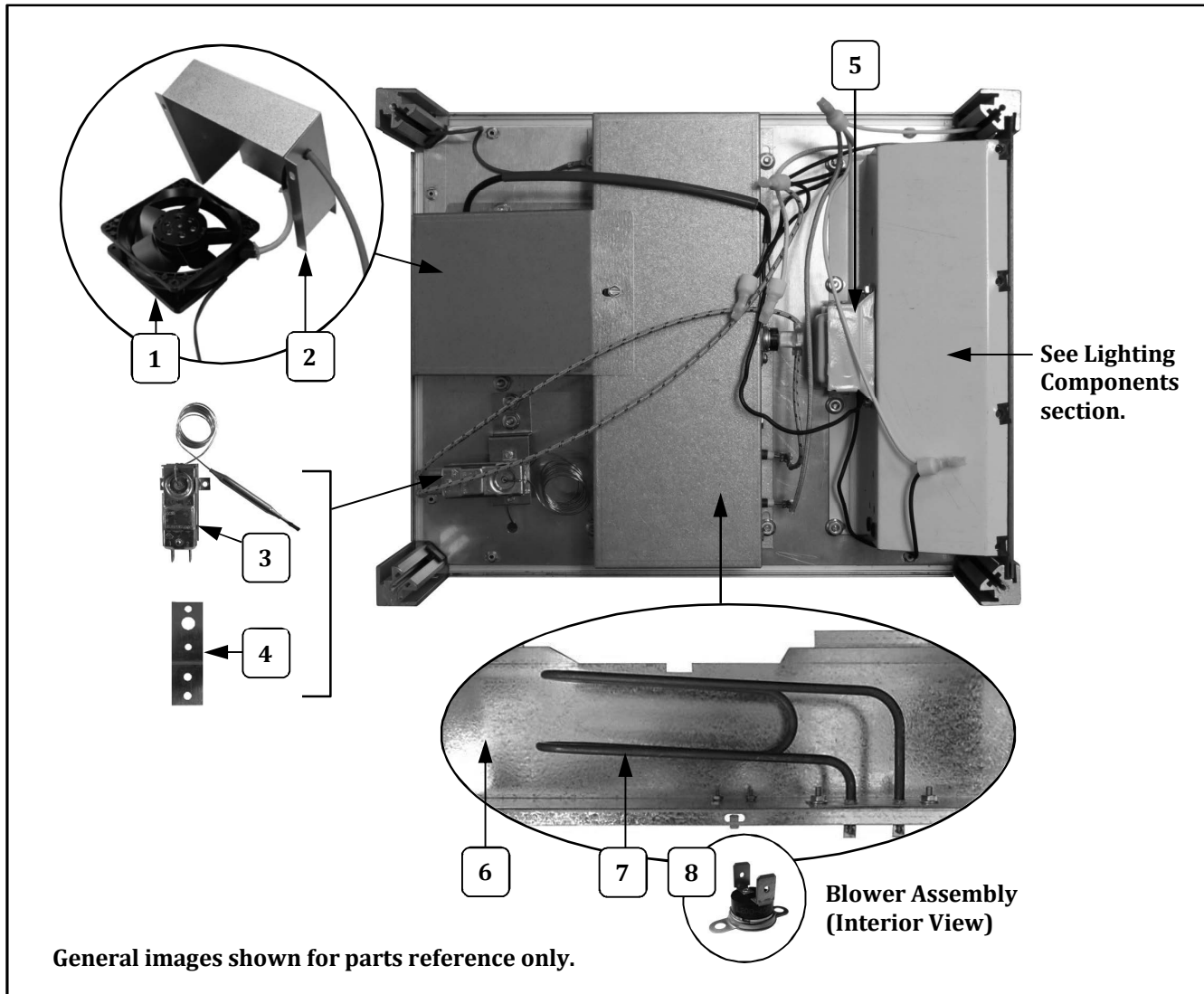
Item	Part Description	Part Number	
		5587	5587EX
1	3 INCH PABST FAN	74741	74742
2	ANGLED BLOWER WRAPPER	74740	74740
3	THERMOSTAT 145F BULB	87996	87996
4	THERMOSTAT BRACKET	74667	74667
5	BALLAST	74725	55360
6	BLOWER BOX	74710	74710
7	HEAT ELEMENT 475W	74720	74720EX
8	THERMOSTAT, 260F	74748	74748

Motor Plate Components



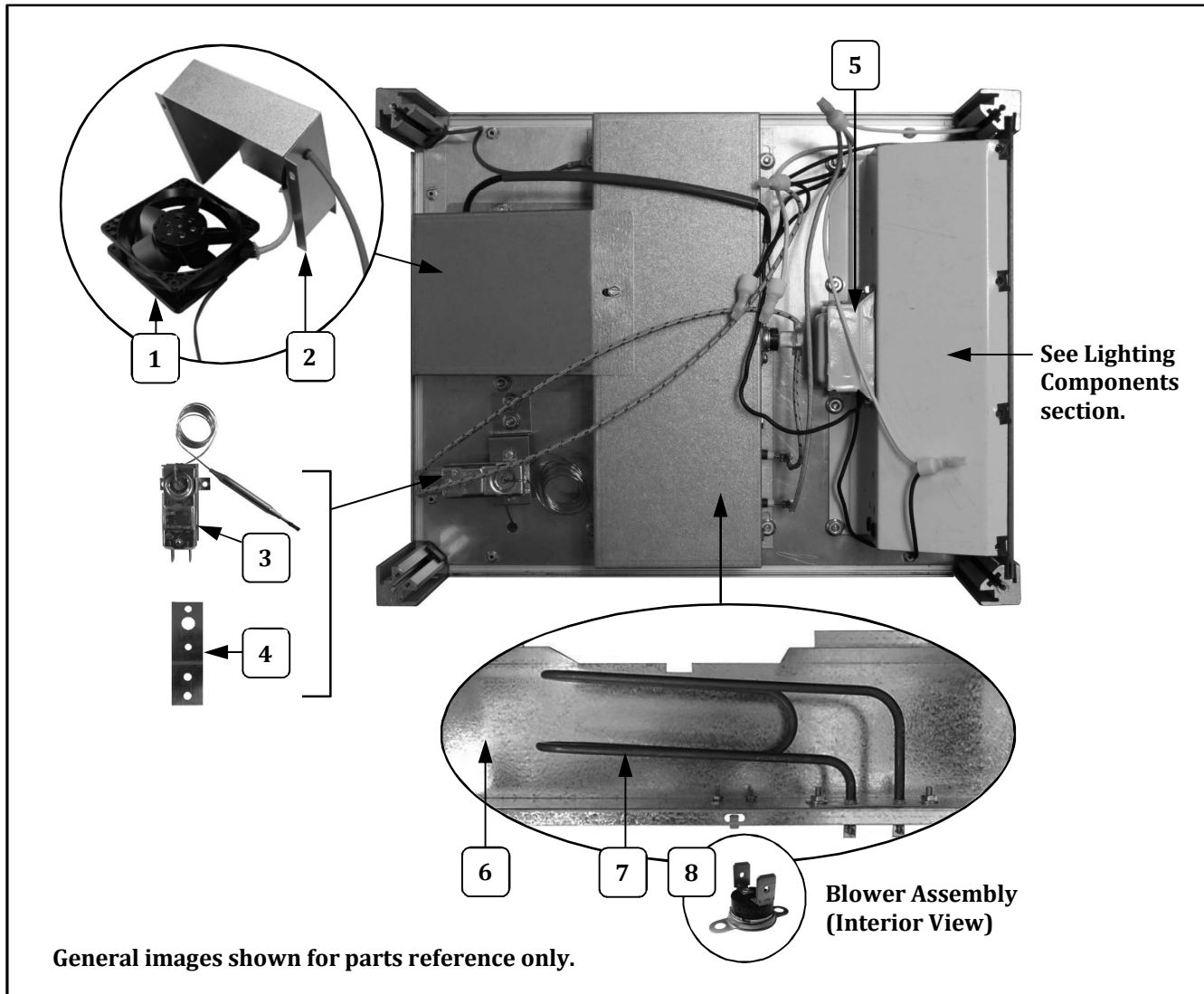
Item	Part Description	Part Number	
		5587	5587EX
1	3 INCH PABST FAN	74741	74742
2	ANGLED BLOWER WRAPPER	74740	74740
3	THERMOSTAT 145F BULB	87996	87996
4	THERMOSTAT BRACKET	74667	74667
5	BALLAST	74725	55360
6	BLOWER BOX	74710	74710
7	HEAT ELEMENT 475W	74720	74720EX
8	THERMOSTAT, 260F	74748	74748

Motor Plate Components



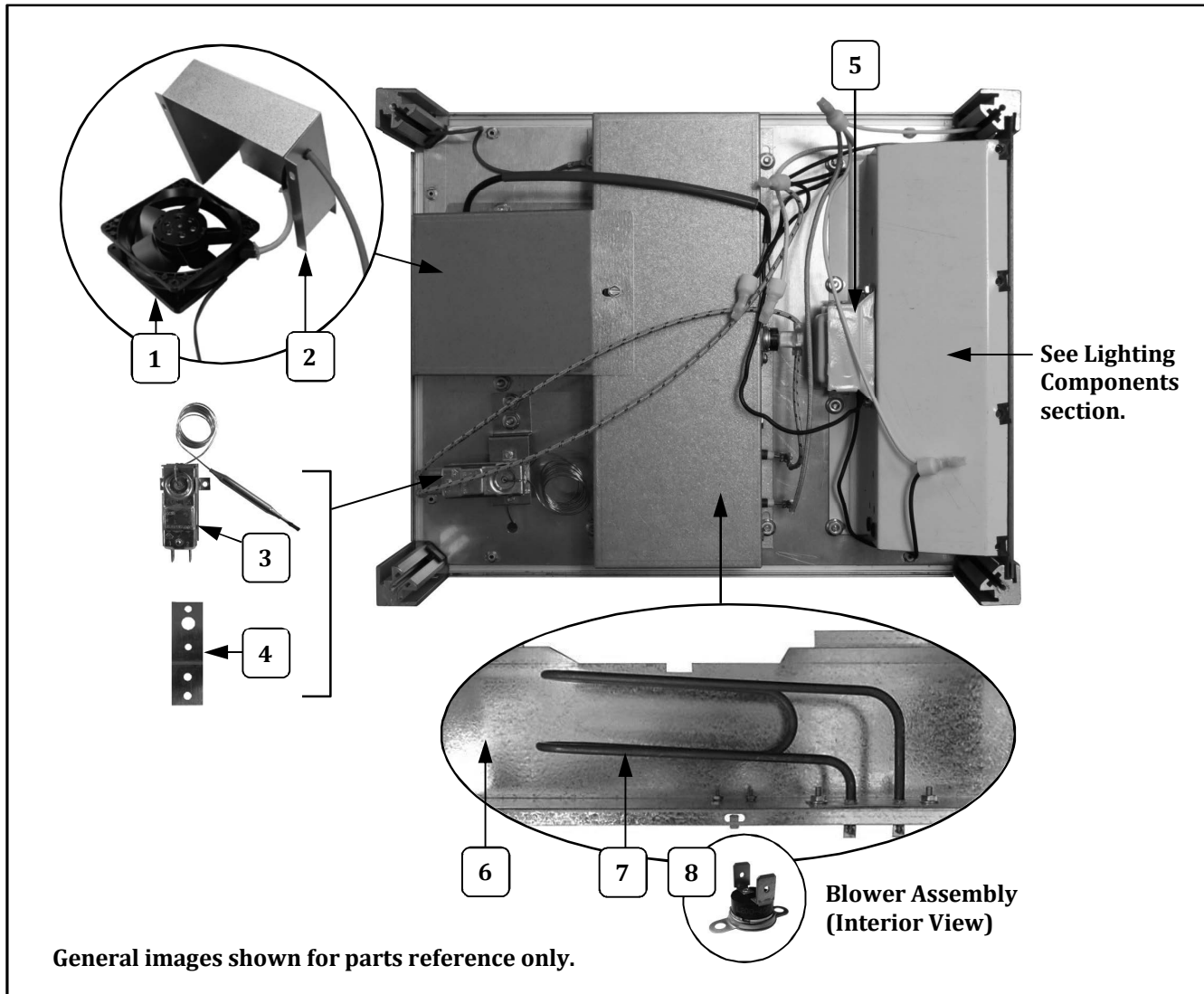
Item	Part Description	Part Number	
		5587	5587EX
1	3 INCH PABST FAN	74741	74742
2	ANGLED BLOWER WRAPPER	74740	74740
3	THERMOSTAT 145F BULB	87996	87996
4	THERMOSTAT BRACKET	74667	74667
5	BALLAST	74725	55360
6	BLOWER BOX	74710	74710
7	HEAT ELEMENT 475W	74720	74720EX
8	THERMOSTAT, 260F	74748	74748

Motor Plate Components



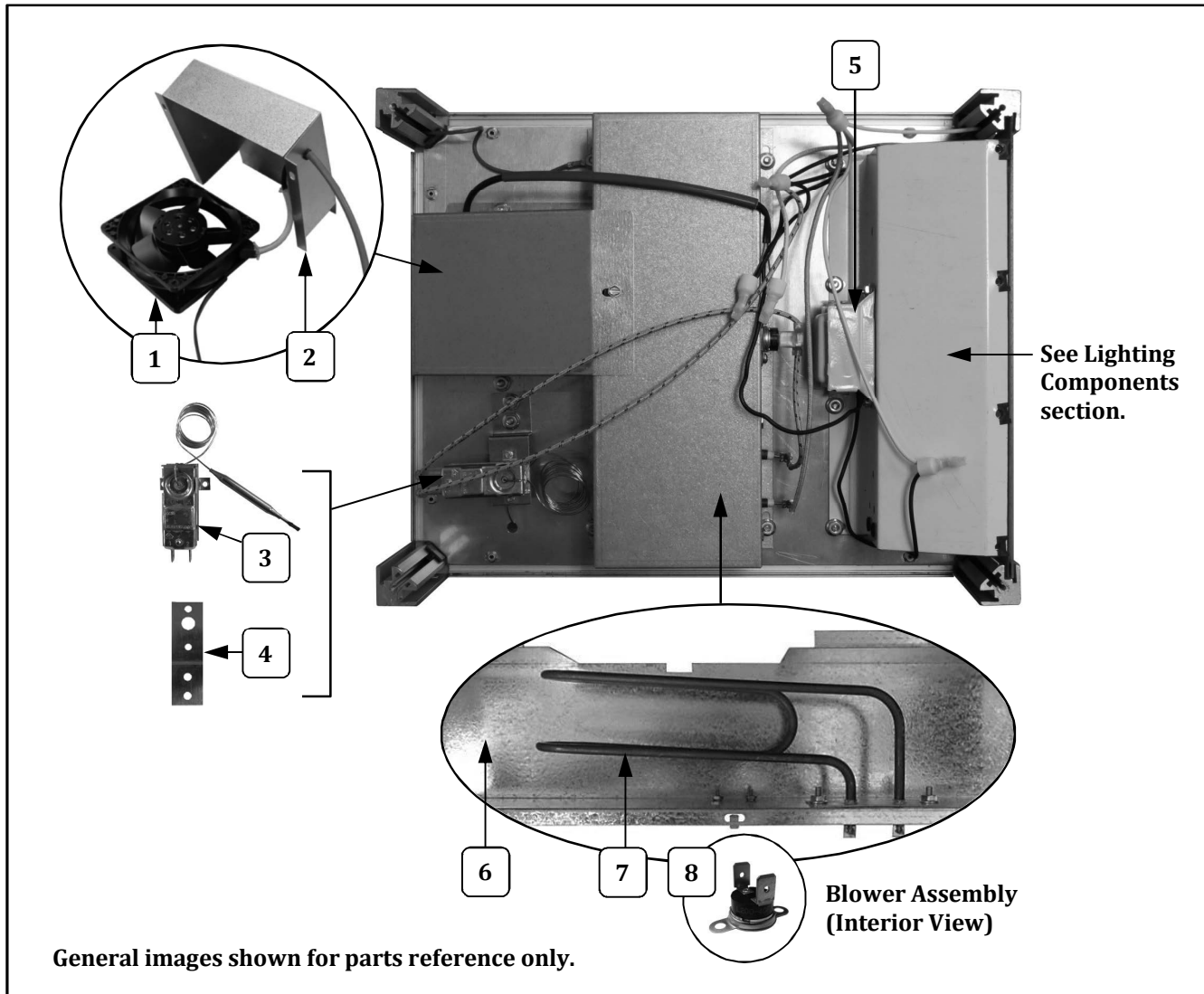
Item	Part Description	Part Number	
		5587	5587EX
1	3 INCH PABST FAN	74741	74742
2	ANGLED BLOWER WRAPPER	74740	74740
3	THERMOSTAT 145F BULB	87996	87996
4	THERMOSTAT BRACKET	74667	74667
5	BALLAST	74725	55360
6	BLOWER BOX	74710	74710
7	HEAT ELEMENT 475W	74720	74720EX
8	THERMOSTAT, 260F	74748	74748

Motor Plate Components



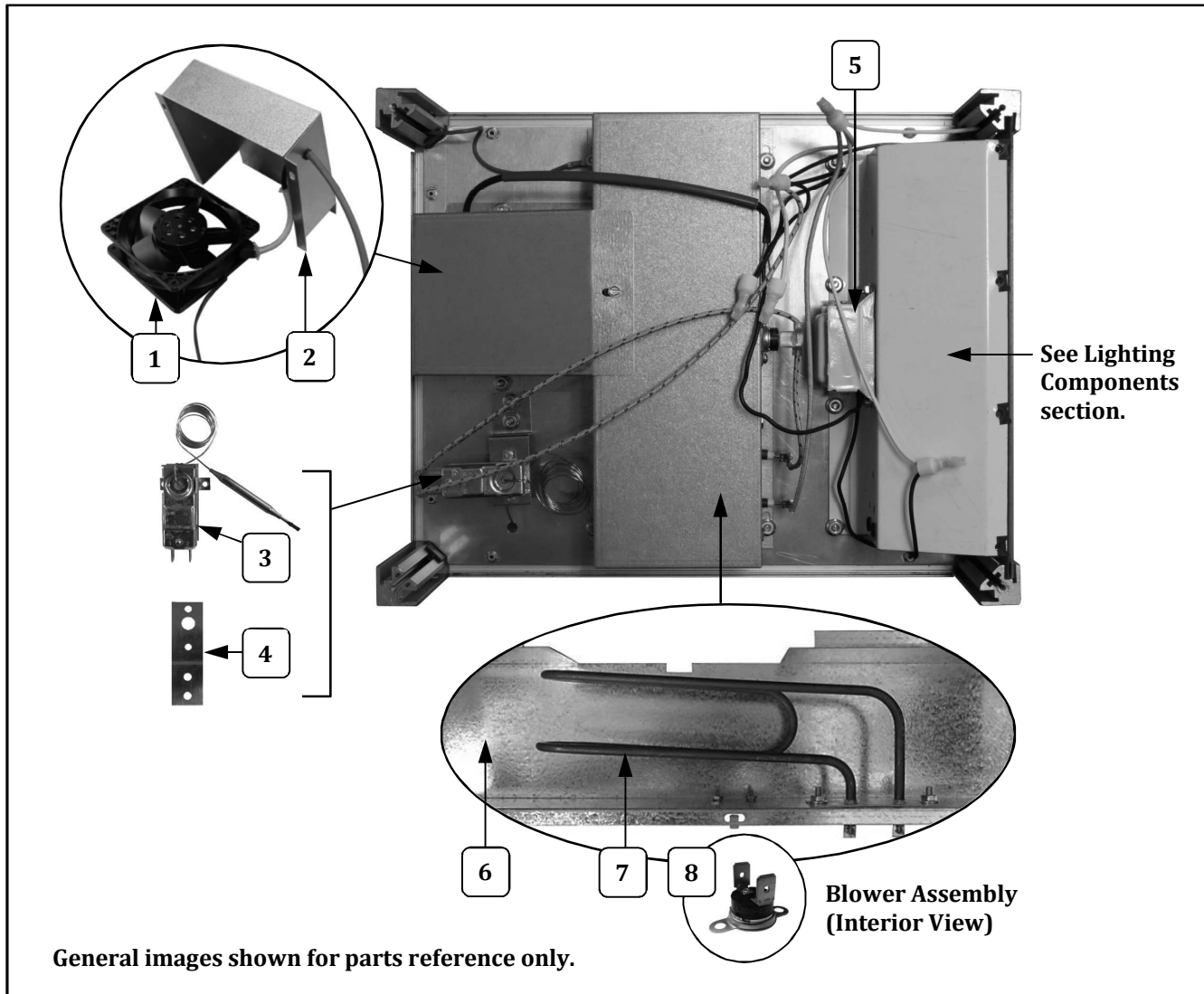
Item	Part Description	Part Number	
		5587	5587EX
1	3 INCH PABST FAN	74741	74742
2	ANGLED BLOWER WRAPPER	74740	74740
3	THERMOSTAT 145F BULB	87996	87996
4	THERMOSTAT BRACKET	74667	74667
5	BALLAST	74725	55360
6	BLOWER BOX	74710	74710
7	HEAT ELEMENT 475W	74720	74720EX
8	THERMOSTAT, 260F	74748	74748

Motor Plate Components



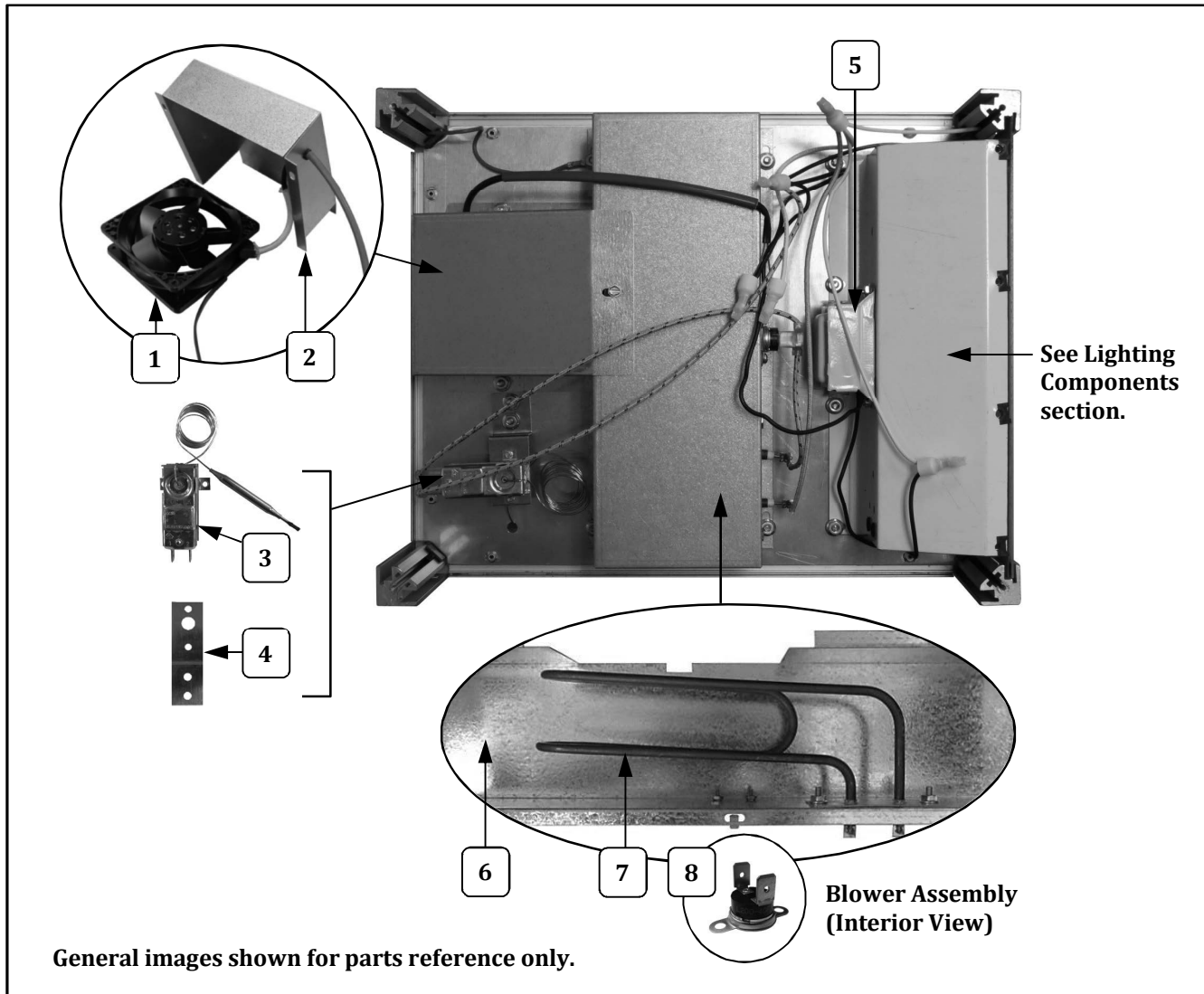
Item	Part Description	Part Number	
		5587	5587EX
1	3 INCH PABST FAN	74741	74742
2	ANGLED BLOWER WRAPPER	74740	74740
3	THERMOSTAT 145F BULB	87996	87996
4	THERMOSTAT BRACKET	74667	74667
5	BALLAST	74725	55360
6	BLOWER BOX	74710	74710
7	HEAT ELEMENT 475W	74720	74720EX
8	THERMOSTAT, 260F	74748	74748

Motor Plate Components



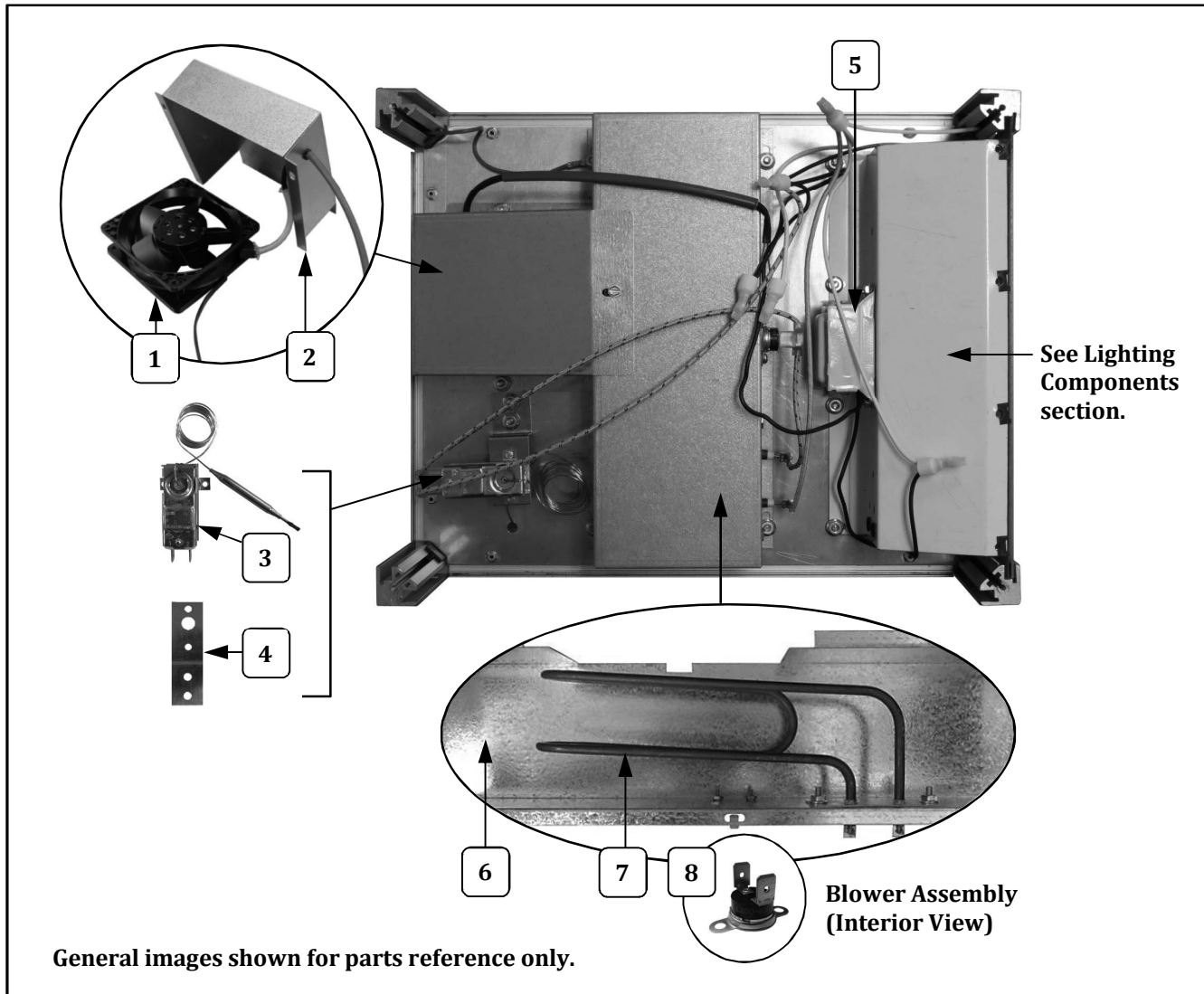
Item	Part Description	Part Number	
		5587	5587EX
1	3 INCH PABST FAN	74741	74742
2	ANGLED BLOWER WRAPPER	74740	74740
3	THERMOSTAT 145F BULB	87996	87996
4	THERMOSTAT BRACKET	74667	74667
5	BALLAST	74725	55360
6	BLOWER BOX	74710	74710
7	HEAT ELEMENT 475W	74720	74720EX
8	THERMOSTAT, 260F	74748	74748

Motor Plate Components




Item	Part Description	Part Number	
		5587	5587EX
1	3 INCH PABST FAN	74741	74742
2	ANGLED BLOWER WRAPPER	74740	74740
3	THERMOSTAT 145F BULB	87996	87996
4	THERMOSTAT BRACKET	74667	74667
5	BALLAST	74725	55360
6	BLOWER BOX	74710	74710
7	HEAT ELEMENT 475W	74720	74720EX
8	THERMOSTAT, 260F	74748	74748

Motor Plate Components



Item	Part Description	Part Number	
		5587	5587EX
1	3 INCH PABST FAN	74741	74742
2	ANGLED BLOWER WRAPPER	74740	74740
3	THERMOSTAT 145F BULB	87996	87996
4	THERMOSTAT BRACKET	74667	74667
5	BALLAST	74725	55360
6	BLOWER BOX	74710	74710
7	HEAT ELEMENT 475W	74720	74720EX
8	THERMOSTAT, 260F	74748	74748

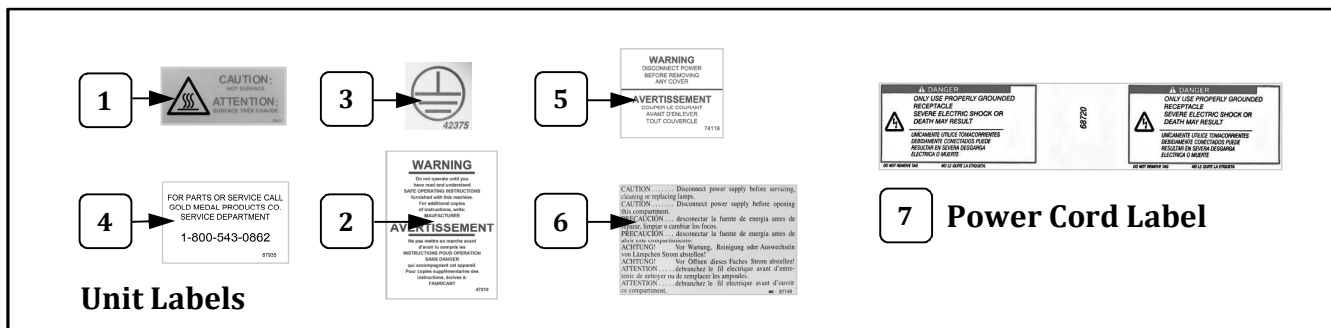
Sign and Lighting Components



To Replace Bulb:
Remove screws in Sign Frame Angle, then lift sign out to access bulb.

Item	Part Description	Part Number	
		5587	5587EX
1	SIGN FRAME ANGLE	74709	74709
2	SIGN PANEL, NACHO	74721	74721
3	SIGN COVER	74963	74963
4	SOCKET, DOUBLE TUBE	74726	
	LIGHT BASE		16972
5	LAMP, DOUBLE TUBE, 120V	74727	
	TWIN TUBE BULB		16973
6	LIGHT DEFLECTOR	74711	74711


Safety Labels



Unit Labels

Item	Part Description	Part Number
1	LABEL, CAUTION HOT	38201
2	LABEL SAFE OPERATING INST	47010
3	MAIN GROUND LABEL	72375
4	SERVICE LABEL	87935
5	LBL WARN DISCONNECT POWER	74119
6	LBL CAUTION DISCONNECT PR	87149
7	WARNING LABEL CORD	68720

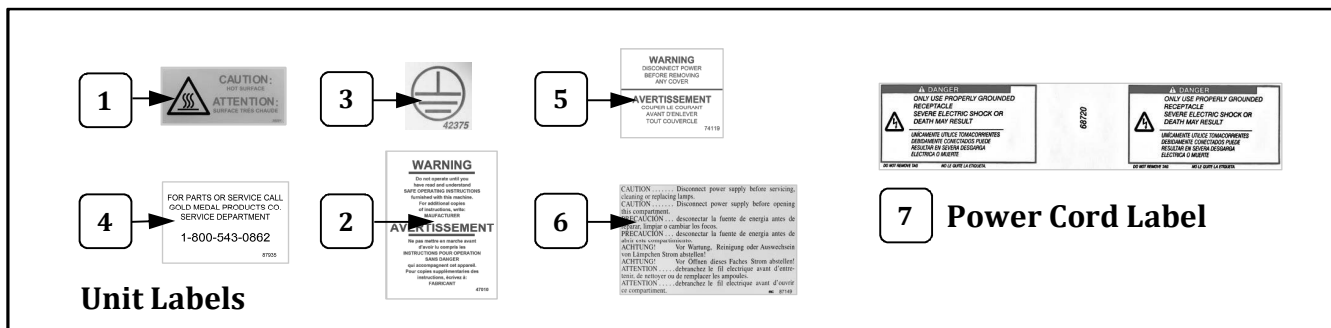
Sign and Lighting Components



To Replace Bulb:
Remove screws in Sign Frame Angle, then lift sign out to access bulb.

Item	Part Description	Part Number	
		5587	5587EX
1	SIGN FRAME ANGLE	74709	74709
2	SIGN PANEL, NACHO	74721	74721
3	SIGN COVER	74963	74963
4	SOCKET, DOUBLE TUBE	74726	
	LIGHT BASE		16972
5	LAMP, DOUBLE TUBE, 120V	74727	
	TWIN TUBE BULB		16973
6	LIGHT DEFLECTOR	74711	74711


Safety Labels



Unit Labels

Item	Part Description	Part Number
1	LABEL, CAUTION HOT	38201
2	LABEL SAFE OPERATING INST	47010
3	MAIN GROUND LABEL	72375
4	SERVICE LABEL	87935
5	LBL WARN DISCONNECT POWER	74119
6	LBL CAUTION DISCONNECT PR	87149
7	WARNING LABEL CORD	68720

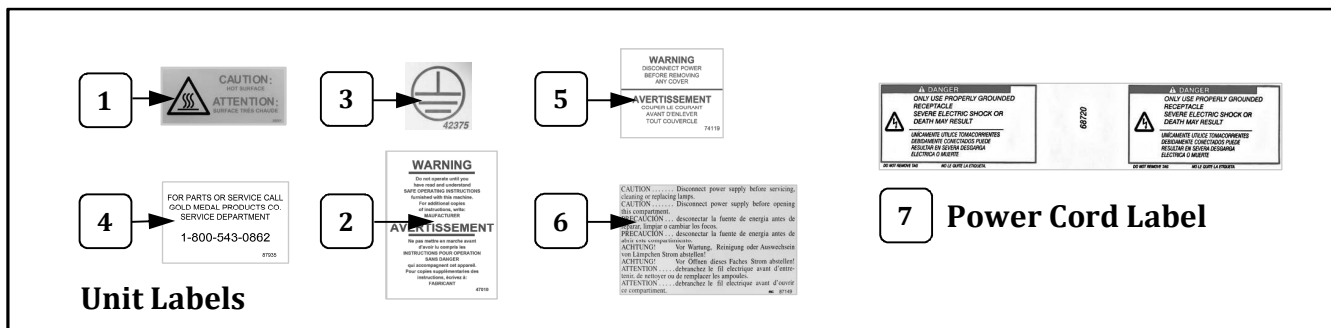
Sign and Lighting Components



To Replace Bulb:
Remove screws in Sign Frame Angle, then lift sign out to access bulb.


Item	Part Description	Part Number	
		5587	5587EX
1	SIGN FRAME ANGLE	74709	74709
2	SIGN PANEL, NACHO	74721	74721
3	SIGN COVER	74963	74963
4	SOCKET, DOUBLE TUBE	74726	
	LIGHT BASE		16972
5	LAMP, DOUBLE TUBE, 120V	74727	
	TWIN TUBE BULB		16973
6	LIGHT DEFLECTOR	74711	74711

Safety Labels



Item	Part Description	Part Number
1	LABEL, CAUTION HOT	38201
2	LABEL SAFE OPERATING INST	47010
3	MAIN GROUND LABEL	72375
4	SERVICE LABEL	87935
5	LBL WARN DISCONNECT POWER	74119
6	LBL CAUTION DISCONNECT PR	87149
7	WARNING LABEL CORD	68720

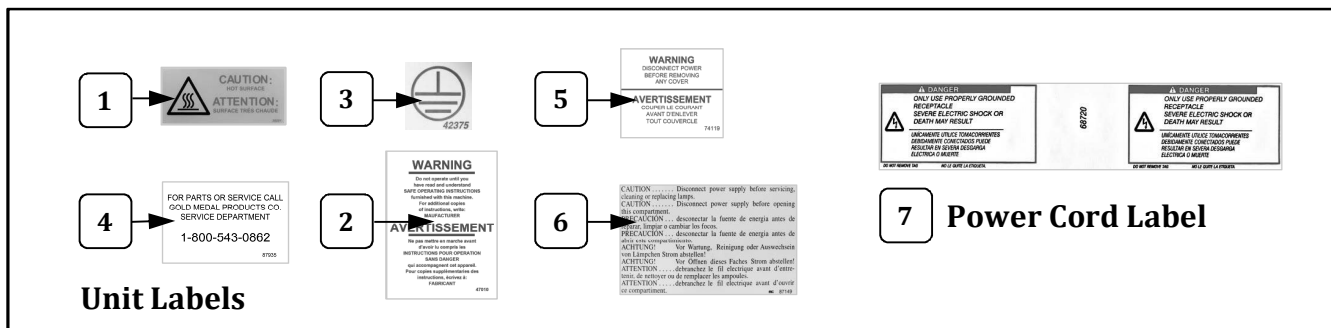
Sign and Lighting Components



To Replace Bulb:
Remove screws in Sign Frame Angle, then lift sign out to access bulb.

Item	Part Description	Part Number	
		5587	5587EX
1	SIGN FRAME ANGLE	74709	74709
2	SIGN PANEL, NACHO	74721	74721
3	SIGN COVER	74963	74963
4	SOCKET, DOUBLE TUBE	74726	
	LIGHT BASE		16972
5	LAMP, DOUBLE TUBE, 120V	74727	
	TWIN TUBE BULB		16973
6	LIGHT DEFLECTOR	74711	74711


Safety Labels



Unit Labels

Item	Part Description	Part Number
1	LABEL, CAUTION HOT	38201
2	LABEL SAFE OPERATING INST	47010
3	MAIN GROUND LABEL	72375
4	SERVICE LABEL	87935
5	LBL WARN DISCONNECT POWER	74119
6	LBL CAUTION DISCONNECT PR	87149
7	WARNING LABEL CORD	68720

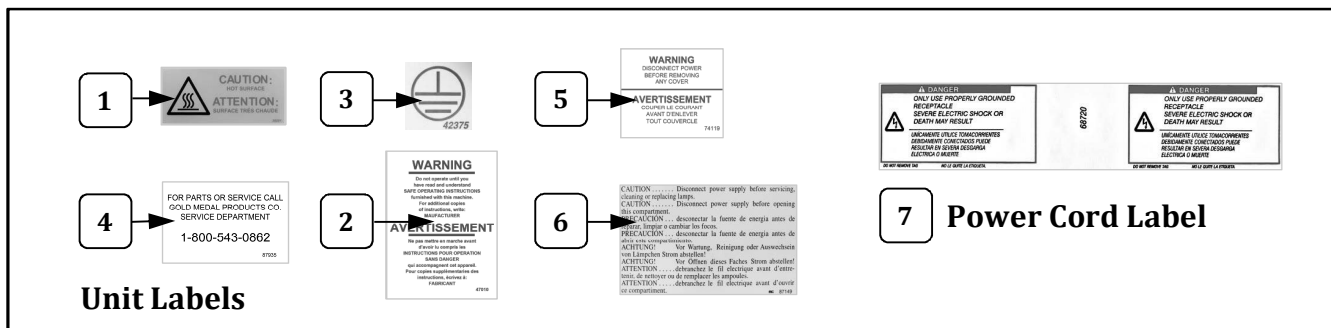
Sign and Lighting Components



To Replace Bulb:
Remove screws in Sign Frame Angle, then lift sign out to access bulb.

Item	Part Description	Part Number	
		5587	5587EX
1	SIGN FRAME ANGLE	74709	74709
2	SIGN PANEL, NACHO	74721	74721
3	SIGN COVER	74963	74963
4	SOCKET, DOUBLE TUBE	74726	
	LIGHT BASE		16972
5	LAMP, DOUBLE TUBE, 120V	74727	
	TWIN TUBE BULB		16973
6	LIGHT DEFLECTOR	74711	74711


Safety Labels



Unit Labels

Item	Part Description	Part Number
1	LABEL, CAUTION HOT	38201
2	LABEL SAFE OPERATING INST	47010
3	MAIN GROUND LABEL	72375
4	SERVICE LABEL	87935
5	LBL WARN DISCONNECT POWER	74119
6	LBL CAUTION DISCONNECT PR	87149
7	WARNING LABEL CORD	68720

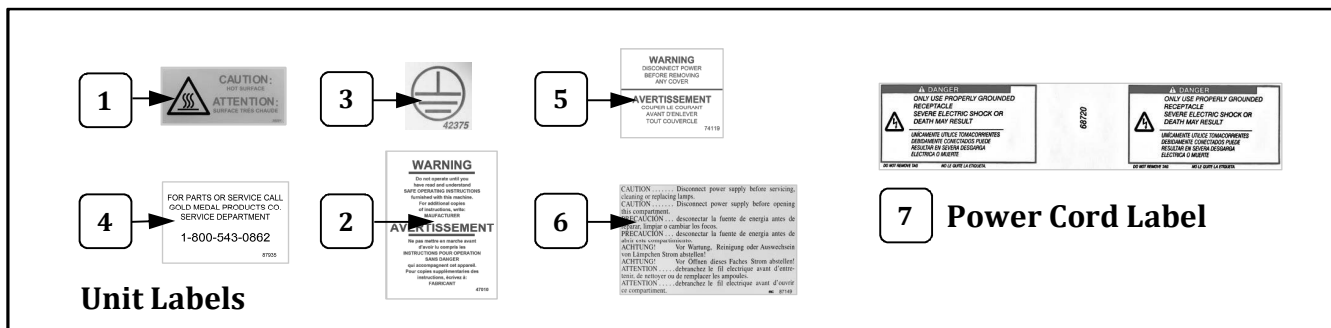
Sign and Lighting Components



To Replace Bulb:
Remove screws in Sign Frame Angle, then lift sign out to access bulb.

Item	Part Description	Part Number	
		5587	5587EX
1	SIGN FRAME ANGLE	74709	74709
2	SIGN PANEL, NACHO	74721	74721
3	SIGN COVER	74963	74963
4	SOCKET, DOUBLE TUBE	74726	
	LIGHT BASE		16972
5	LAMP, DOUBLE TUBE, 120V	74727	
	TWIN TUBE BULB		16973
6	LIGHT DEFLECTOR	74711	74711


Safety Labels



Unit Labels

Item	Part Description	Part Number
1	LABEL, CAUTION HOT	38201
2	LABEL SAFE OPERATING INST	47010
3	MAIN GROUND LABEL	72375
4	SERVICE LABEL	87935
5	LBL WARN DISCONNECT POWER	74119
6	LBL CAUTION DISCONNECT PR	87149
7	WARNING LABEL CORD	68720

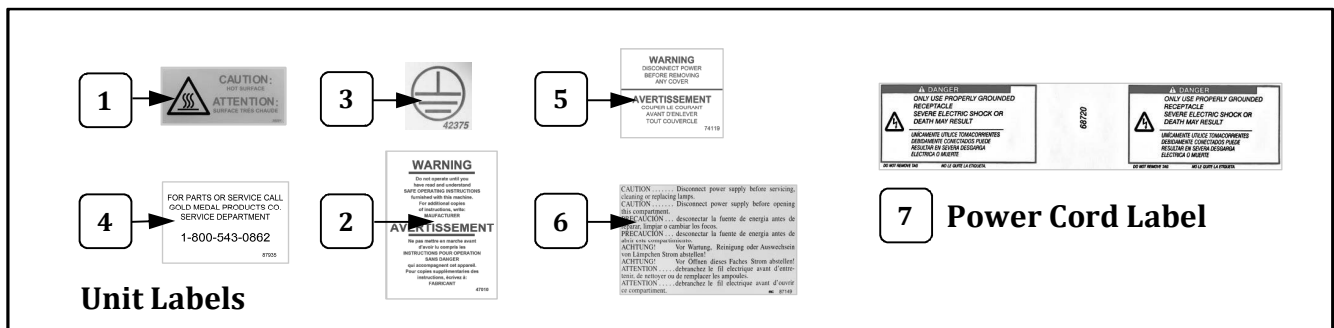
Sign and Lighting Components



To Replace Bulb:
Remove screws in Sign Frame Angle, then lift sign out to access bulb.


Item	Part Description	Part Number	
		5587	5587EX
1	SIGN FRAME ANGLE	74709	74709
2	SIGN PANEL, NACHO	74721	74721
3	SIGN COVER	74963	74963
4	SOCKET, DOUBLE TUBE	74726	
	LIGHT BASE		16972
5	LAMP, DOUBLE TUBE, 120V	74727	
	TWIN TUBE BULB		16973
6	LIGHT DEFLECTOR	74711	74711

Safety Labels



Item	Part Description	Part Number
1	LABEL, CAUTION HOT	38201
2	LABEL SAFE OPERATING INST	47010
3	MAIN GROUND LABEL	72375
4	SERVICE LABEL	87935
5	LBL WARN DISCONNECT POWER	74119
6	LBL CAUTION DISCONNECT PR	87149
7	WARNING LABEL CORD	68720

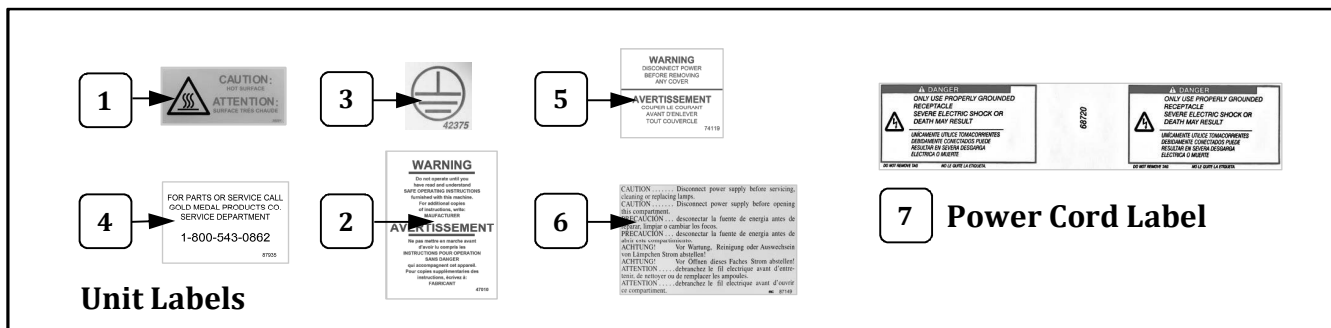
Sign and Lighting Components



To Replace Bulb:
Remove screws in Sign Frame Angle, then lift sign out to access bulb.

Item	Part Description	Part Number	
		5587	5587EX
1	SIGN FRAME ANGLE	74709	74709
2	SIGN PANEL, NACHO	74721	74721
3	SIGN COVER	74963	74963
4	SOCKET, DOUBLE TUBE	74726	
	LIGHT BASE		16972
5	LAMP, DOUBLE TUBE, 120V	74727	
	TWIN TUBE BULB		16973
6	LIGHT DEFLECTOR	74711	74711


Safety Labels



Unit Labels

Item	Part Description	Part Number
1	LABEL, CAUTION HOT	38201
2	LABEL SAFE OPERATING INST	47010
3	MAIN GROUND LABEL	72375
4	SERVICE LABEL	87935
5	LBL WARN DISCONNECT POWER	74119
6	LBL CAUTION DISCONNECT PR	87149
7	WARNING LABEL CORD	68720

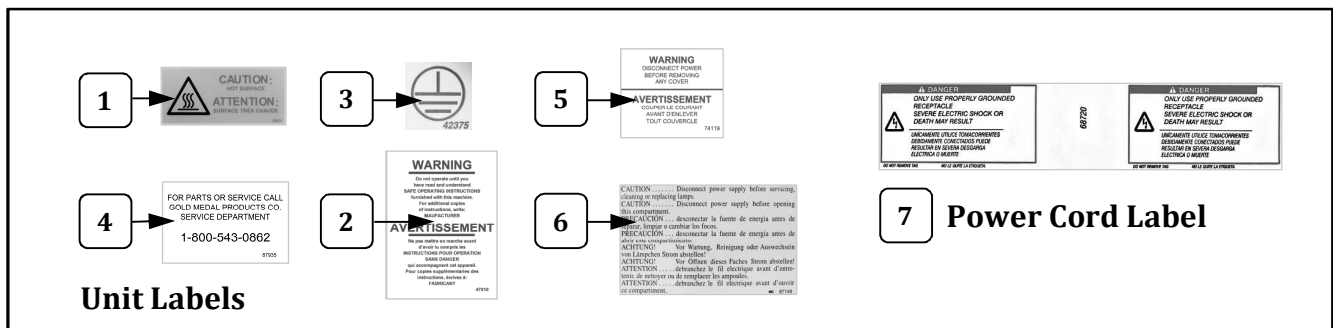
Sign and Lighting Components



To Replace Bulb:
Remove screws in Sign Frame Angle, then lift sign out to access bulb.

Item	Part Description	Part Number	
		5587	5587EX
1	SIGN FRAME ANGLE	74709	74709
2	SIGN PANEL, NACHO	74721	74721
3	SIGN COVER	74963	74963
4	SOCKET, DOUBLE TUBE	74726	
	LIGHT BASE		16972
5	LAMP, DOUBLE TUBE, 120V	74727	
	TWIN TUBE BULB		16973
6	LIGHT DEFLECTOR	74711	74711


Safety Labels



Unit Labels

Item	Part Description	Part Number
1	LABEL, CAUTION HOT	38201
2	LABEL SAFE OPERATING INST	47010
3	MAIN GROUND LABEL	72375
4	SERVICE LABEL	87935
5	LBL WARN DISCONNECT POWER	74119
6	LBL CAUTION DISCONNECT PR	87149
7	WARNING LABEL CORD	68720

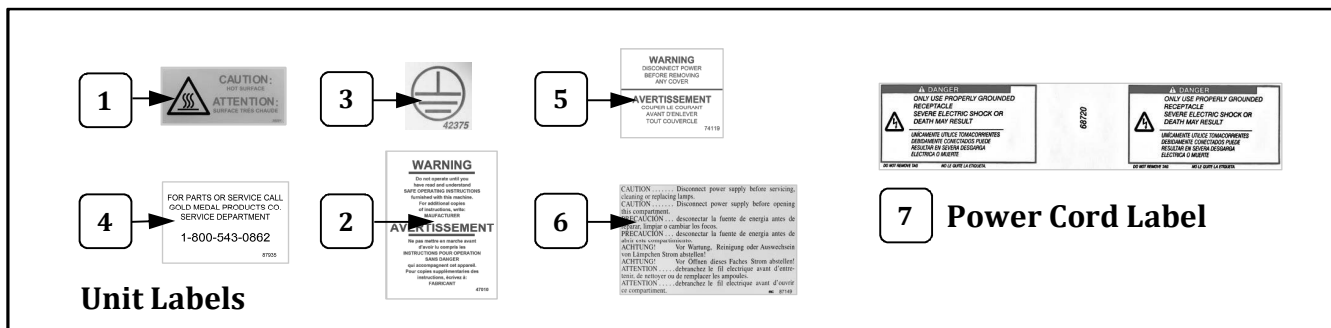
Sign and Lighting Components



To Replace Bulb:
Remove screws in Sign Frame Angle, then lift sign out to access bulb.


Item	Part Description	Part Number	
		5587	5587EX
1	SIGN FRAME ANGLE	74709	74709
2	SIGN PANEL, NACHO	74721	74721
3	SIGN COVER	74963	74963
4	SOCKET, DOUBLE TUBE	74726	
	LIGHT BASE		16972
5	LAMP, DOUBLE TUBE, 120V	74727	
	TWIN TUBE BULB		16973
6	LIGHT DEFLECTOR	74711	74711

Safety Labels



Item	Part Description	Part Number
1	LABEL, CAUTION HOT	38201
2	LABEL SAFE OPERATING INST	47010
3	MAIN GROUND LABEL	72375
4	SERVICE LABEL	87935
5	LBL WARN DISCONNECT POWER	74119
6	LBL CAUTION DISCONNECT PR	87149
7	WARNING LABEL CORD	68720

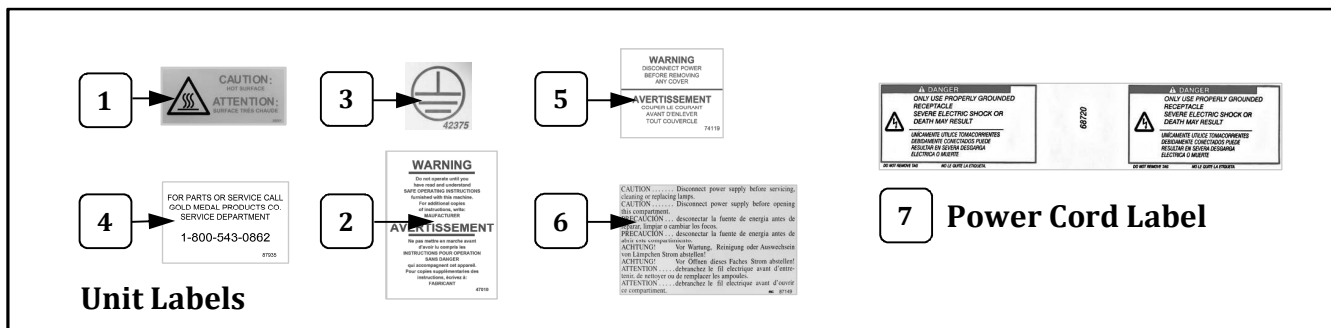
Sign and Lighting Components



To Replace Bulb:
Remove screws in Sign Frame Angle, then lift sign out to access bulb.

Item	Part Description	Part Number	
		5587	5587EX
1	SIGN FRAME ANGLE	74709	74709
2	SIGN PANEL, NACHO	74721	74721
3	SIGN COVER	74963	74963
4	SOCKET, DOUBLE TUBE	74726	
	LIGHT BASE		16972
5	LAMP, DOUBLE TUBE, 120V	74727	
	TWIN TUBE BULB		16973
6	LIGHT DEFLECTOR	74711	74711


Safety Labels



Unit Labels

Item	Part Description	Part Number
1	LABEL, CAUTION HOT	38201
2	LABEL SAFE OPERATING INST	47010
3	MAIN GROUND LABEL	72375
4	SERVICE LABEL	87935
5	LBL WARN DISCONNECT POWER	74119
6	LBL CAUTION DISCONNECT PR	87149
7	WARNING LABEL CORD	68720

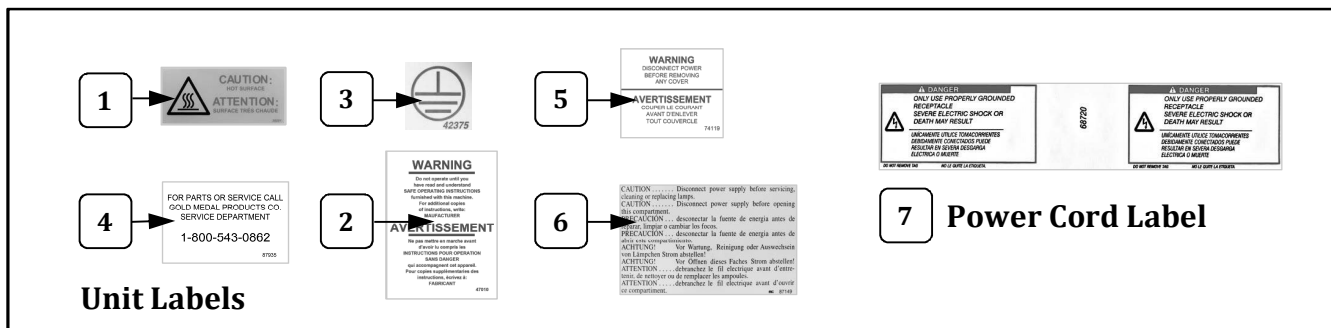
Sign and Lighting Components



To Replace Bulb:
Remove screws in Sign Frame Angle, then lift sign out to access bulb.

Item	Part Description	Part Number	
		5587	5587EX
1	SIGN FRAME ANGLE	74709	74709
2	SIGN PANEL, NACHO	74721	74721
3	SIGN COVER	74963	74963
4	SOCKET, DOUBLE TUBE	74726	
	LIGHT BASE		16972
5	LAMP, DOUBLE TUBE, 120V	74727	
	TWIN TUBE BULB		16973
6	LIGHT DEFLECTOR	74711	74711


Safety Labels



Unit Labels

Item	Part Description	Part Number
1	LABEL, CAUTION HOT	38201
2	LABEL SAFE OPERATING INST	47010
3	MAIN GROUND LABEL	72375
4	SERVICE LABEL	87935
5	LBL WARN DISCONNECT POWER	74119
6	LBL CAUTION DISCONNECT PR	87149
7	WARNING LABEL CORD	68720

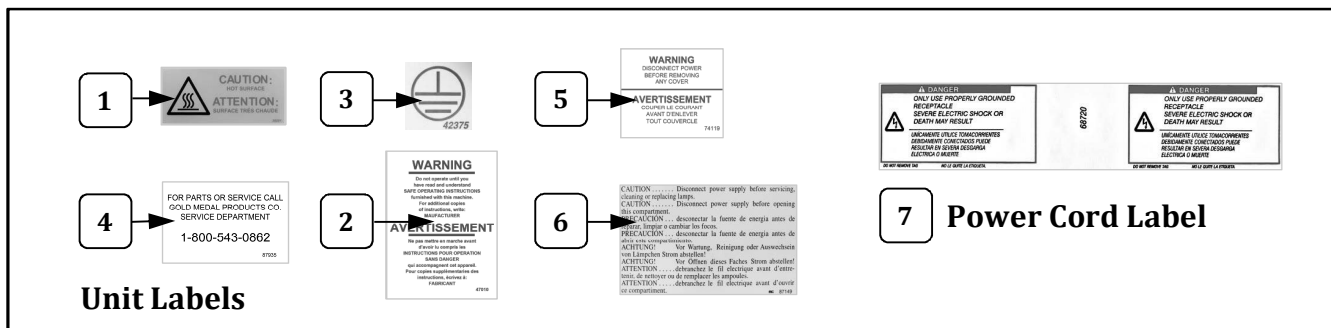
Sign and Lighting Components



To Replace Bulb:
Remove screws in Sign Frame Angle, then lift sign out to access bulb.


Item	Part Description	Part Number	
		5587	5587EX
1	SIGN FRAME ANGLE	74709	74709
2	SIGN PANEL, NACHO	74721	74721
3	SIGN COVER	74963	74963
4	SOCKET, DOUBLE TUBE	74726	
	LIGHT BASE		16972
5	LAMP, DOUBLE TUBE, 120V	74727	
	TWIN TUBE BULB		16973
6	LIGHT DEFLECTOR	74711	74711

Safety Labels



Item	Part Description	Part Number
1	LABEL, CAUTION HOT	38201
2	LABEL SAFE OPERATING INST	47010
3	MAIN GROUND LABEL	72375
4	SERVICE LABEL	87935
5	LBL WARN DISCONNECT POWER	74119
6	LBL CAUTION DISCONNECT PR	87149
7	WARNING LABEL CORD	68720

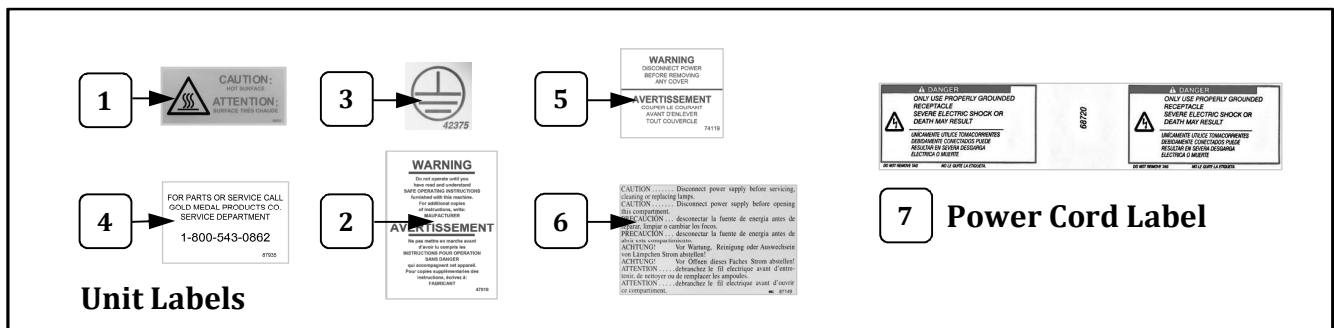
Sign and Lighting Components



To Replace Bulb:
Remove screws in Sign Frame Angle, then lift sign out to access bulb.

Item	Part Description	Part Number	
		5587	5587EX
1	SIGN FRAME ANGLE	74709	74709
2	SIGN PANEL, NACHO	74721	74721
3	SIGN COVER	74963	74963
4	SOCKET, DOUBLE TUBE	74726	
	LIGHT BASE		16972
5	LAMP, DOUBLE TUBE, 120V	74727	
	TWIN TUBE BULB		16973
6	LIGHT DEFLECTOR	74711	74711

Safety Labels



Unit Labels

Item	Part Description	Part Number
1	LABEL, CAUTION HOT	38201
2	LABEL SAFE OPERATING INST	47010
3	MAIN GROUND LABEL	72375
4	SERVICE LABEL	87935
5	LBL WARN DISCONNECT POWER	74119
6	LBL CAUTION DISCONNECT PR	87149
7	WARNING LABEL CORD	68720