




Instruction Manual

Electric Fryers

Model No. 8047D, 8048D, 8049D, 8050D, 8051D
8066, 8068, 8068FL, 8073, 8073BF, 8075



GOLD MEDAL[®] PRODUCTS CO.

10700 Medallion Drive, Cincinnati, Ohio 45241-4807 USA



INSTALLATION INSTRUCTIONS

Inspection of Shipment

After unpacking, check thoroughly for any damage which may have occurred in transit. Claims should be filed immediately with the transportation company. The warranty does not cover damage that occurs in transit, or damage caused by abuse, or consequential damage due to the operation of this machine, since it is beyond our control (reference warranty in back of manual).

Manual

Read and understand the operator's manual and all other safety instructions before using this equipment. To order copies of the operator's manual go to gmpopcorn.com or write to Gold Medal Products Co., 10700 Medallion Drive, Cincinnati, OH 45241 USA 1-(800)-543-0862.

Model Description

Electric Fryers listed below consist of a Gold Medal Power Head (with tubular element) and a Gold Medal Tank with a drain valve. The Gold Medal Power Head is intended to be used with the appropriate Gold Medal Tank. Reference the Electrical Requirements section for the specific requirements for each unit.

- Model 8047D:** Small Fryer with Item No. 8060 Power Head and 89056 Tank
- Model 8048D:** Small Fryer with Item No. 8061 Power Head and 89056 Tank
- Model 8049D:** FW-9 Shallow Fryer with Item No. 8063 Power Head and 89230 Tank
- Model 8050D:** FW-12 Shallow Fryer with Item No. 8064 Power Head and 89330 Tank
- Model 8051D:** FW-9 Shallow Fryer with Item No. 8062 Power Head and 89230 Tank
- Model 8066:** Hot Shot FW-12 Fryer with Item No. 8067 Power Head and 89330 Tank
- Model 8068:** King Dog Electric Corndog Fryer with Item No. 8067 Power Head and 89330 Tank
- Model 8068FL:** Foot Long King Dog Fryer with Item No. 8069FL Power Head and 89866 Tank
- Model 8073:** King-9 Fryer with Item No. 8074 Power Head and 89857 Tank
- Model 8073BF:** King-9 Fryer (Batter Food) with Item No. 8074BF Power Head and 89857 Tank
- Model 8075:** K-6 Fryer with Item No. 8067 Power Head and 89824 Tank



INSTALLATION INSTRUCTIONS

Inspection of Shipment

After unpacking, check thoroughly for any damage which may have occurred in transit. Claims should be filed immediately with the transportation company. The warranty does not cover damage that occurs in transit, or damage caused by abuse, or consequential damage due to the operation of this machine, since it is beyond our control (reference warranty in back of manual).

Manual

Read and understand the operator's manual and all other safety instructions before using this equipment. To order copies of the operator's manual go to gmpopcorn.com or write to Gold Medal Products Co., 10700 Medallion Drive, Cincinnati, OH 45241 USA 1-(800)-543-0862.

Model Description

Electric Fryers listed below consist of a Gold Medal Power Head (with tubular element) and a Gold Medal Tank with a drain valve. The Gold Medal Power Head is intended to be used with the appropriate Gold Medal Tank. Reference the Electrical Requirements section for the specific requirements for each unit.

- Model 8047D:** Small Fryer with Item No. 8060 Power Head and 89056 Tank
- Model 8048D:** Small Fryer with Item No. 8061 Power Head and 89056 Tank
- Model 8049D:** FW-9 Shallow Fryer with Item No. 8063 Power Head and 89230 Tank
- Model 8050D:** FW-12 Shallow Fryer with Item No. 8064 Power Head and 89330 Tank
- Model 8051D:** FW-9 Shallow Fryer with Item No. 8062 Power Head and 89230 Tank
- Model 8066:** Hot Shot FW-12 Fryer with Item No. 8067 Power Head and 89330 Tank
- Model 8068:** King Dog Electric Corndog Fryer with Item No. 8067 Power Head and 89330 Tank
- Model 8068FL:** Foot Long King Dog Fryer with Item No. 8069FL Power Head and 89866 Tank
- Model 8073:** King-9 Fryer with Item No. 8074 Power Head and 89857 Tank
- Model 8073BF:** King-9 Fryer (Batter Food) with Item No. 8074BF Power Head and 89857 Tank
- Model 8075:** K-6 Fryer with Item No. 8067 Power Head and 89824 Tank



INSTALLATION INSTRUCTIONS

Inspection of Shipment

After unpacking, check thoroughly for any damage which may have occurred in transit. Claims should be filed immediately with the transportation company. The warranty does not cover damage that occurs in transit, or damage caused by abuse, or consequential damage due to the operation of this machine, since it is beyond our control (reference warranty in back of manual).

Manual

Read and understand the operator's manual and all other safety instructions before using this equipment. To order copies of the operator's manual go to gmpopcorn.com or write to Gold Medal Products Co., 10700 Medallion Drive, Cincinnati, OH 45241 USA 1-(800)-543-0862.

Model Description

Electric Fryers listed below consist of a Gold Medal Power Head (with tubular element) and a Gold Medal Tank with a drain valve. The Gold Medal Power Head is intended to be used with the appropriate Gold Medal Tank. Reference the Electrical Requirements section for the specific requirements for each unit.

- Model 8047D:** Small Fryer with Item No. 8060 Power Head and 89056 Tank
- Model 8048D:** Small Fryer with Item No. 8061 Power Head and 89056 Tank
- Model 8049D:** FW-9 Shallow Fryer with Item No. 8063 Power Head and 89230 Tank
- Model 8050D:** FW-12 Shallow Fryer with Item No. 8064 Power Head and 89330 Tank
- Model 8051D:** FW-9 Shallow Fryer with Item No. 8062 Power Head and 89230 Tank
- Model 8066:** Hot Shot FW-12 Fryer with Item No. 8067 Power Head and 89330 Tank
- Model 8068:** King Dog Electric Corndog Fryer with Item No. 8067 Power Head and 89330 Tank
- Model 8068FL:** Foot Long King Dog Fryer with Item No. 8069FL Power Head and 89866 Tank
- Model 8073:** King-9 Fryer with Item No. 8074 Power Head and 89857 Tank
- Model 8073BF:** King-9 Fryer (Batter Food) with Item No. 8074BF Power Head and 89857 Tank
- Model 8075:** K-6 Fryer with Item No. 8067 Power Head and 89824 Tank



INSTALLATION INSTRUCTIONS

Inspection of Shipment

After unpacking, check thoroughly for any damage which may have occurred in transit. Claims should be filed immediately with the transportation company. The warranty does not cover damage that occurs in transit, or damage caused by abuse, or consequential damage due to the operation of this machine, since it is beyond our control (reference warranty in back of manual).

Manual

Read and understand the operator's manual and all other safety instructions before using this equipment. To order copies of the operator's manual go to gmpopcorn.com or write to Gold Medal Products Co., 10700 Medallion Drive, Cincinnati, OH 45241 USA 1-(800)-543-0862.

Model Description

Electric Fryers listed below consist of a Gold Medal Power Head (with tubular element) and a Gold Medal Tank with a drain valve. The Gold Medal Power Head is intended to be used with the appropriate Gold Medal Tank. Reference the Electrical Requirements section for the specific requirements for each unit.

- Model 8047D:** Small Fryer with Item No. 8060 Power Head and 89056 Tank
- Model 8048D:** Small Fryer with Item No. 8061 Power Head and 89056 Tank
- Model 8049D:** FW-9 Shallow Fryer with Item No. 8063 Power Head and 89230 Tank
- Model 8050D:** FW-12 Shallow Fryer with Item No. 8064 Power Head and 89330 Tank
- Model 8051D:** FW-9 Shallow Fryer with Item No. 8062 Power Head and 89230 Tank
- Model 8066:** Hot Shot FW-12 Fryer with Item No. 8067 Power Head and 89330 Tank
- Model 8068:** King Dog Electric Corndog Fryer with Item No. 8067 Power Head and 89330 Tank
- Model 8068FL:** Foot Long King Dog Fryer with Item No. 8069FL Power Head and 89866 Tank
- Model 8073:** King-9 Fryer with Item No. 8074 Power Head and 89857 Tank
- Model 8073BF:** King-9 Fryer (Batter Food) with Item No. 8074BF Power Head and 89857 Tank
- Model 8075:** K-6 Fryer with Item No. 8067 Power Head and 89824 Tank



INSTALLATION INSTRUCTIONS

Inspection of Shipment

After unpacking, check thoroughly for any damage which may have occurred in transit. Claims should be filed immediately with the transportation company. The warranty does not cover damage that occurs in transit, or damage caused by abuse, or consequential damage due to the operation of this machine, since it is beyond our control (reference warranty in back of manual).

Manual

Read and understand the operator's manual and all other safety instructions before using this equipment. To order copies of the operator's manual go to gmpopcorn.com or write to Gold Medal Products Co., 10700 Medallion Drive, Cincinnati, OH 45241 USA 1-(800)-543-0862.

Model Description

Electric Fryers listed below consist of a Gold Medal Power Head (with tubular element) and a Gold Medal Tank with a drain valve. The Gold Medal Power Head is intended to be used with the appropriate Gold Medal Tank. Reference the Electrical Requirements section for the specific requirements for each unit.

- Model 8047D:** Small Fryer with Item No. 8060 Power Head and 89056 Tank
- Model 8048D:** Small Fryer with Item No. 8061 Power Head and 89056 Tank
- Model 8049D:** FW-9 Shallow Fryer with Item No. 8063 Power Head and 89230 Tank
- Model 8050D:** FW-12 Shallow Fryer with Item No. 8064 Power Head and 89330 Tank
- Model 8051D:** FW-9 Shallow Fryer with Item No. 8062 Power Head and 89230 Tank
- Model 8066:** Hot Shot FW-12 Fryer with Item No. 8067 Power Head and 89330 Tank
- Model 8068:** King Dog Electric Corndog Fryer with Item No. 8067 Power Head and 89330 Tank
- Model 8068FL:** Foot Long King Dog Fryer with Item No. 8069FL Power Head and 89866 Tank
- Model 8073:** King-9 Fryer with Item No. 8074 Power Head and 89857 Tank
- Model 8073BF:** King-9 Fryer (Batter Food) with Item No. 8074BF Power Head and 89857 Tank
- Model 8075:** K-6 Fryer with Item No. 8067 Power Head and 89824 Tank



INSTALLATION INSTRUCTIONS

Inspection of Shipment

After unpacking, check thoroughly for any damage which may have occurred in transit. Claims should be filed immediately with the transportation company. The warranty does not cover damage that occurs in transit, or damage caused by abuse, or consequential damage due to the operation of this machine, since it is beyond our control (reference warranty in back of manual).

Manual

Read and understand the operator's manual and all other safety instructions before using this equipment. To order copies of the operator's manual go to gmpopcorn.com or write to Gold Medal Products Co., 10700 Medallion Drive, Cincinnati, OH 45241 USA 1-(800)-543-0862.

Model Description

Electric Fryers listed below consist of a Gold Medal Power Head (with tubular element) and a Gold Medal Tank with a drain valve. The Gold Medal Power Head is intended to be used with the appropriate Gold Medal Tank. Reference the Electrical Requirements section for the specific requirements for each unit.

- Model 8047D:** Small Fryer with Item No. 8060 Power Head and 89056 Tank
- Model 8048D:** Small Fryer with Item No. 8061 Power Head and 89056 Tank
- Model 8049D:** FW-9 Shallow Fryer with Item No. 8063 Power Head and 89230 Tank
- Model 8050D:** FW-12 Shallow Fryer with Item No. 8064 Power Head and 89330 Tank
- Model 8051D:** FW-9 Shallow Fryer with Item No. 8062 Power Head and 89230 Tank
- Model 8066:** Hot Shot FW-12 Fryer with Item No. 8067 Power Head and 89330 Tank
- Model 8068:** King Dog Electric Corndog Fryer with Item No. 8067 Power Head and 89330 Tank
- Model 8068FL:** Foot Long King Dog Fryer with Item No. 8069FL Power Head and 89866 Tank
- Model 8073:** King-9 Fryer with Item No. 8074 Power Head and 89857 Tank
- Model 8073BF:** King-9 Fryer (Batter Food) with Item No. 8074BF Power Head and 89857 Tank
- Model 8075:** K-6 Fryer with Item No. 8067 Power Head and 89824 Tank



INSTALLATION INSTRUCTIONS

Inspection of Shipment

After unpacking, check thoroughly for any damage which may have occurred in transit. Claims should be filed immediately with the transportation company. The warranty does not cover damage that occurs in transit, or damage caused by abuse, or consequential damage due to the operation of this machine, since it is beyond our control (reference warranty in back of manual).

Manual

Read and understand the operator's manual and all other safety instructions before using this equipment. To order copies of the operator's manual go to gmpopcorn.com or write to Gold Medal Products Co., 10700 Medallion Drive, Cincinnati, OH 45241 USA 1-(800)-543-0862.

Model Description

Electric Fryers listed below consist of a Gold Medal Power Head (with tubular element) and a Gold Medal Tank with a drain valve. The Gold Medal Power Head is intended to be used with the appropriate Gold Medal Tank. Reference the Electrical Requirements section for the specific requirements for each unit.

- Model 8047D:** Small Fryer with Item No. 8060 Power Head and 89056 Tank
- Model 8048D:** Small Fryer with Item No. 8061 Power Head and 89056 Tank
- Model 8049D:** FW-9 Shallow Fryer with Item No. 8063 Power Head and 89230 Tank
- Model 8050D:** FW-12 Shallow Fryer with Item No. 8064 Power Head and 89330 Tank
- Model 8051D:** FW-9 Shallow Fryer with Item No. 8062 Power Head and 89230 Tank
- Model 8066:** Hot Shot FW-12 Fryer with Item No. 8067 Power Head and 89330 Tank
- Model 8068:** King Dog Electric Corndog Fryer with Item No. 8067 Power Head and 89330 Tank
- Model 8068FL:** Foot Long King Dog Fryer with Item No. 8069FL Power Head and 89866 Tank
- Model 8073:** King-9 Fryer with Item No. 8074 Power Head and 89857 Tank
- Model 8073BF:** King-9 Fryer (Batter Food) with Item No. 8074BF Power Head and 89857 Tank
- Model 8075:** K-6 Fryer with Item No. 8067 Power Head and 89824 Tank



INSTALLATION INSTRUCTIONS

Inspection of Shipment

After unpacking, check thoroughly for any damage which may have occurred in transit. Claims should be filed immediately with the transportation company. The warranty does not cover damage that occurs in transit, or damage caused by abuse, or consequential damage due to the operation of this machine, since it is beyond our control (reference warranty in back of manual).

Manual

Read and understand the operator's manual and all other safety instructions before using this equipment. To order copies of the operator's manual go to gmpopcorn.com or write to Gold Medal Products Co., 10700 Medallion Drive, Cincinnati, OH 45241 USA 1-(800)-543-0862.

Model Description

Electric Fryers listed below consist of a Gold Medal Power Head (with tubular element) and a Gold Medal Tank with a drain valve. The Gold Medal Power Head is intended to be used with the appropriate Gold Medal Tank. Reference the Electrical Requirements section for the specific requirements for each unit.

- Model 8047D:** Small Fryer with Item No. 8060 Power Head and 89056 Tank
- Model 8048D:** Small Fryer with Item No. 8061 Power Head and 89056 Tank
- Model 8049D:** FW-9 Shallow Fryer with Item No. 8063 Power Head and 89230 Tank
- Model 8050D:** FW-12 Shallow Fryer with Item No. 8064 Power Head and 89330 Tank
- Model 8051D:** FW-9 Shallow Fryer with Item No. 8062 Power Head and 89230 Tank
- Model 8066:** Hot Shot FW-12 Fryer with Item No. 8067 Power Head and 89330 Tank
- Model 8068:** King Dog Electric Corndog Fryer with Item No. 8067 Power Head and 89330 Tank
- Model 8068FL:** Foot Long King Dog Fryer with Item No. 8069FL Power Head and 89866 Tank
- Model 8073:** King-9 Fryer with Item No. 8074 Power Head and 89857 Tank
- Model 8073BF:** King-9 Fryer (Batter Food) with Item No. 8074BF Power Head and 89857 Tank
- Model 8075:** K-6 Fryer with Item No. 8067 Power Head and 89824 Tank



INSTALLATION INSTRUCTIONS

Inspection of Shipment

After unpacking, check thoroughly for any damage which may have occurred in transit. Claims should be filed immediately with the transportation company. The warranty does not cover damage that occurs in transit, or damage caused by abuse, or consequential damage due to the operation of this machine, since it is beyond our control (reference warranty in back of manual).

Manual

Read and understand the operator's manual and all other safety instructions before using this equipment. To order copies of the operator's manual go to gmpopcorn.com or write to Gold Medal Products Co., 10700 Medallion Drive, Cincinnati, OH 45241 USA 1-(800)-543-0862.

Model Description

Electric Fryers listed below consist of a Gold Medal Power Head (with tubular element) and a Gold Medal Tank with a drain valve. The Gold Medal Power Head is intended to be used with the appropriate Gold Medal Tank. Reference the Electrical Requirements section for the specific requirements for each unit.

- Model 8047D:** Small Fryer with Item No. 8060 Power Head and 89056 Tank
- Model 8048D:** Small Fryer with Item No. 8061 Power Head and 89056 Tank
- Model 8049D:** FW-9 Shallow Fryer with Item No. 8063 Power Head and 89230 Tank
- Model 8050D:** FW-12 Shallow Fryer with Item No. 8064 Power Head and 89330 Tank
- Model 8051D:** FW-9 Shallow Fryer with Item No. 8062 Power Head and 89230 Tank
- Model 8066:** Hot Shot FW-12 Fryer with Item No. 8067 Power Head and 89330 Tank
- Model 8068:** King Dog Electric Corndog Fryer with Item No. 8067 Power Head and 89330 Tank
- Model 8068FL:** Foot Long King Dog Fryer with Item No. 8069FL Power Head and 89866 Tank
- Model 8073:** King-9 Fryer with Item No. 8074 Power Head and 89857 Tank
- Model 8073BF:** King-9 Fryer (Batter Food) with Item No. 8074BF Power Head and 89857 Tank
- Model 8075:** K-6 Fryer with Item No. 8067 Power Head and 89824 Tank



INSTALLATION INSTRUCTIONS

Inspection of Shipment

After unpacking, check thoroughly for any damage which may have occurred in transit. Claims should be filed immediately with the transportation company. The warranty does not cover damage that occurs in transit, or damage caused by abuse, or consequential damage due to the operation of this machine, since it is beyond our control (reference warranty in back of manual).

Manual

Read and understand the operator's manual and all other safety instructions before using this equipment. To order copies of the operator's manual go to gmpopcorn.com or write to Gold Medal Products Co., 10700 Medallion Drive, Cincinnati, OH 45241 USA 1-(800)-543-0862.

Model Description

Electric Fryers listed below consist of a Gold Medal Power Head (with tubular element) and a Gold Medal Tank with a drain valve. The Gold Medal Power Head is intended to be used with the appropriate Gold Medal Tank. Reference the Electrical Requirements section for the specific requirements for each unit.

- Model 8047D:** Small Fryer with Item No. 8060 Power Head and 89056 Tank
- Model 8048D:** Small Fryer with Item No. 8061 Power Head and 89056 Tank
- Model 8049D:** FW-9 Shallow Fryer with Item No. 8063 Power Head and 89230 Tank
- Model 8050D:** FW-12 Shallow Fryer with Item No. 8064 Power Head and 89330 Tank
- Model 8051D:** FW-9 Shallow Fryer with Item No. 8062 Power Head and 89230 Tank
- Model 8066:** Hot Shot FW-12 Fryer with Item No. 8067 Power Head and 89330 Tank
- Model 8068:** King Dog Electric Corndog Fryer with Item No. 8067 Power Head and 89330 Tank
- Model 8068FL:** Foot Long King Dog Fryer with Item No. 8069FL Power Head and 89866 Tank
- Model 8073:** King-9 Fryer with Item No. 8074 Power Head and 89857 Tank
- Model 8073BF:** King-9 Fryer (Batter Food) with Item No. 8074BF Power Head and 89857 Tank
- Model 8075:** K-6 Fryer with Item No. 8067 Power Head and 89824 Tank



INSTALLATION INSTRUCTIONS

Inspection of Shipment

After unpacking, check thoroughly for any damage which may have occurred in transit. Claims should be filed immediately with the transportation company. The warranty does not cover damage that occurs in transit, or damage caused by abuse, or consequential damage due to the operation of this machine, since it is beyond our control (reference warranty in back of manual).

Manual

Read and understand the operator's manual and all other safety instructions before using this equipment. To order copies of the operator's manual go to gmpopcorn.com or write to Gold Medal Products Co., 10700 Medallion Drive, Cincinnati, OH 45241 USA 1-(800)-543-0862.

Model Description

Electric Fryers listed below consist of a Gold Medal Power Head (with tubular element) and a Gold Medal Tank with a drain valve. The Gold Medal Power Head is intended to be used with the appropriate Gold Medal Tank. Reference the Electrical Requirements section for the specific requirements for each unit.

- Model 8047D:** Small Fryer with Item No. 8060 Power Head and 89056 Tank
- Model 8048D:** Small Fryer with Item No. 8061 Power Head and 89056 Tank
- Model 8049D:** FW-9 Shallow Fryer with Item No. 8063 Power Head and 89230 Tank
- Model 8050D:** FW-12 Shallow Fryer with Item No. 8064 Power Head and 89330 Tank
- Model 8051D:** FW-9 Shallow Fryer with Item No. 8062 Power Head and 89230 Tank
- Model 8066:** Hot Shot FW-12 Fryer with Item No. 8067 Power Head and 89330 Tank
- Model 8068:** King Dog Electric Corndog Fryer with Item No. 8067 Power Head and 89330 Tank
- Model 8068FL:** Foot Long King Dog Fryer with Item No. 8069FL Power Head and 89866 Tank
- Model 8073:** King-9 Fryer with Item No. 8074 Power Head and 89857 Tank
- Model 8073BF:** King-9 Fryer (Batter Food) with Item No. 8074BF Power Head and 89857 Tank
- Model 8075:** K-6 Fryer with Item No. 8067 Power Head and 89824 Tank



Cabinet Exterior – Parts List

Item	Part Description	Part Number										
		8047D	8048D	8049D	8050D	8051D	8066	8068	8068FL	8073	8073BF	8075
1	POWER HEAD ASSY	8060	8061	8063	8064	8062	8067	8069	8069FL	8074	8074BF	8067
2	TANK & CABNT ASSY W/DRAIN	89056	89056	89230	89330	89230	89330	89812	89866	89857	89857	89824
3	SWITCH BOX COMPONENTS (incls Items 4-12 below)	89887	89887	89887	89887	89887	89887	89887	89887	89887	89887	89887
4	PLUG	49220	49220	49220	49220	49220	49220	49220	49220	49220	49220	49220
5	CABLE CLAMP	49221	49221	49221	49221	49221	49221	49221	49221	49221	49221	49221
6	8-32 ACORN NUT SS	12385	12385	12385	12385	12385	12385	12385	12385	12385	12385	12385
7	8-32 X 1/2 PH PAN W/SEMS	47124	47124	47124	47124	47124	47124	47124	47124	47124	47124	47124
8	SWITCH BRACKET	69828	69828	69828	69828	69828	69828	69828	69828	69828	69828	69828
9	E-STOP CONTROL STATION	69829	69829	69829	69829	69829	69829	69829	69829	69829	69829	69829
10	SAFETY SWITCH LABEL	77901	77901	77901	77901	77901	77901	77901	77901	77901	77901	77901
11	CORDGRIP, STRAIGHT	55234	55234	55234	55234	55234	55234	55234	55234	55234	55234	55234
12	CABLE ASSEMBLY	89889	89889	89889	89889	89889	89889	89889	89889	89889	89889	89889
13	WIRE CLIP, 3/8 IN.	55274	55274	55274	55274	55274	55274	55274	55274	55274	55274	55274
14	10-24 X 3/8 PAN HD PH T23	38111	38111	38111	38111	38111	38111	38111	38111	38111	38111	38111
15	DRAIN PLUG ASSEMBLY	89440	89440	89440	89440	89440	89440	89440	89440	89440	89440	89440
16	DRAIN VALVE	89014	89014	89014	89014	89014	89014	89014	89014	89014	89014	89014
17	DRIP TRAY/TANK COVER			89218	89218	89218	89225			89218	89218	89825



Cabinet Exterior – Parts List

Item	Part Description	Part Number										
		8047D	8048D	8049D	8050D	8051D	8066	8068	8068FL	8073	8073BF	8075
1	POWER HEAD ASSY	8060	8061	8063	8064	8062	8067	8069	8069FL	8074	8074BF	8067
2	TANK & CABNT ASSY W/DRAIN	89056	89056	89230	89330	89230	89330	89812	89866	89857	89857	89824
3	SWITCH BOX COMPONENTS (incls Items 4-12 below)	89887	89887	89887	89887	89887	89887	89887	89887	89887	89887	89887
4	PLUG	49220	49220	49220	49220	49220	49220	49220	49220	49220	49220	49220
5	CABLE CLAMP	49221	49221	49221	49221	49221	49221	49221	49221	49221	49221	49221
6	8-32 ACORN NUT SS	12385	12385	12385	12385	12385	12385	12385	12385	12385	12385	12385
7	8-32 X 1/2 PH PAN W/SEMS	47124	47124	47124	47124	47124	47124	47124	47124	47124	47124	47124
8	SWITCH BRACKET	69828	69828	69828	69828	69828	69828	69828	69828	69828	69828	69828
9	E-STOP CONTROL STATION	69829	69829	69829	69829	69829	69829	69829	69829	69829	69829	69829
10	SAFETY SWITCH LABEL	77901	77901	77901	77901	77901	77901	77901	77901	77901	77901	77901
11	CORDGRIP, STRAIGHT	55234	55234	55234	55234	55234	55234	55234	55234	55234	55234	55234
12	CABLE ASSEMBLY	89889	89889	89889	89889	89889	89889	89889	89889	89889	89889	89889
13	WIRE CLIP, 3/8 IN.	55274	55274	55274	55274	55274	55274	55274	55274	55274	55274	55274
14	10-24 X 3/8 PAN HD PH T23	38111	38111	38111	38111	38111	38111	38111	38111	38111	38111	38111
15	DRAIN PLUG ASSEMBLY	89440	89440	89440	89440	89440	89440	89440	89440	89440	89440	89440
16	DRAIN VALVE	89014	89014	89014	89014	89014	89014	89014	89014	89014	89014	89014
17	DRIP TRAY/TANK COVER			89218	89218	89218	89225			89218	89218	89825



Cabinet Exterior – Parts List

Item	Part Description	Part Number										
		8047D	8048D	8049D	8050D	8051D	8066	8068	8068FL	8073	8073BF	8075
1	POWER HEAD ASSY	8060	8061	8063	8064	8062	8067	8069	8069FL	8074	8074BF	8067
2	TANK & CABNT ASSY W/DRAIN	89056	89056	89230	89330	89230	89330	89812	89866	89857	89857	89824
3	SWITCH BOX COMPONENTS (incls Items 4-12 below)	89887	89887	89887	89887	89887	89887	89887	89887	89887	89887	89887
4	PLUG	49220	49220	49220	49220	49220	49220	49220	49220	49220	49220	49220
5	CABLE CLAMP	49221	49221	49221	49221	49221	49221	49221	49221	49221	49221	49221
6	8-32 ACORN NUT SS	12385	12385	12385	12385	12385	12385	12385	12385	12385	12385	12385
7	8-32 X 1/2 PH PAN W/SEMS	47124	47124	47124	47124	47124	47124	47124	47124	47124	47124	47124
8	SWITCH BRACKET	69828	69828	69828	69828	69828	69828	69828	69828	69828	69828	69828
9	E-STOP CONTROL STATION	69829	69829	69829	69829	69829	69829	69829	69829	69829	69829	69829
10	SAFETY SWITCH LABEL	77901	77901	77901	77901	77901	77901	77901	77901	77901	77901	77901
11	CORDGRIP, STRAIGHT	55234	55234	55234	55234	55234	55234	55234	55234	55234	55234	55234
12	CABLE ASSEMBLY	89889	89889	89889	89889	89889	89889	89889	89889	89889	89889	89889
13	WIRE CLIP, 3/8 IN.	55274	55274	55274	55274	55274	55274	55274	55274	55274	55274	55274
14	10-24 X 3/8 PAN HD PH T23	38111	38111	38111	38111	38111	38111	38111	38111	38111	38111	38111
15	DRAIN PLUG ASSEMBLY	89440	89440	89440	89440	89440	89440	89440	89440	89440	89440	89440
16	DRAIN VALVE	89014	89014	89014	89014	89014	89014	89014	89014	89014	89014	89014
17	DRIP TRAY/TANK COVER			89218	89218	89218	89225			89218	89218	89825



Cabinet Exterior – Parts List

Item	Part Description	Part Number										
		8047D	8048D	8049D	8050D	8051D	8066	8068	8068FL	8073	8073BF	8075
1	POWER HEAD ASSY	8060	8061	8063	8064	8062	8067	8069	8069FL	8074	8074BF	8067
2	TANK & CABNT ASSY W/DRAIN	89056	89056	89230	89330	89230	89330	89812	89866	89857	89857	89824
3	SWITCH BOX COMPONENTS (incls Items 4-12 below)	89887	89887	89887	89887	89887	89887	89887	89887	89887	89887	89887
4	PLUG	49220	49220	49220	49220	49220	49220	49220	49220	49220	49220	49220
5	CABLE CLAMP	49221	49221	49221	49221	49221	49221	49221	49221	49221	49221	49221
6	8-32 ACORN NUT SS	12385	12385	12385	12385	12385	12385	12385	12385	12385	12385	12385
7	8-32 X 1/2 PH PAN W/SEMS	47124	47124	47124	47124	47124	47124	47124	47124	47124	47124	47124
8	SWITCH BRACKET	69828	69828	69828	69828	69828	69828	69828	69828	69828	69828	69828
9	E-STOP CONTROL STATION	69829	69829	69829	69829	69829	69829	69829	69829	69829	69829	69829
10	SAFETY SWITCH LABEL	77901	77901	77901	77901	77901	77901	77901	77901	77901	77901	77901
11	CORDGRIP, STRAIGHT	55234	55234	55234	55234	55234	55234	55234	55234	55234	55234	55234
12	CABLE ASSEMBLY	89889	89889	89889	89889	89889	89889	89889	89889	89889	89889	89889
13	WIRE CLIP, 3/8 IN.	55274	55274	55274	55274	55274	55274	55274	55274	55274	55274	55274
14	10-24 X 3/8 PAN HD PH T23	38111	38111	38111	38111	38111	38111	38111	38111	38111	38111	38111
15	DRAIN PLUG ASSEMBLY	89440	89440	89440	89440	89440	89440	89440	89440	89440	89440	89440
16	DRAIN VALVE	89014	89014	89014	89014	89014	89014	89014	89014	89014	89014	89014
17	DRIP TRAY/TANK COVER			89218	89218	89218	89225			89218	89218	89825



Cabinet Exterior – Parts List

Item	Part Description	Part Number										
		8047D	8048D	8049D	8050D	8051D	8066	8068	8068FL	8073	8073BF	8075
1	POWER HEAD ASSY	8060	8061	8063	8064	8062	8067	8069	8069FL	8074	8074BF	8067
2	TANK & CABNT ASSY W/DRAIN	89056	89056	89230	89330	89230	89330	89812	89866	89857	89857	89824
3	SWITCH BOX COMPONENTS (incls Items 4-12 below)	89887	89887	89887	89887	89887	89887	89887	89887	89887	89887	89887
4	PLUG	49220	49220	49220	49220	49220	49220	49220	49220	49220	49220	49220
5	CABLE CLAMP	49221	49221	49221	49221	49221	49221	49221	49221	49221	49221	49221
6	8-32 ACORN NUT SS	12385	12385	12385	12385	12385	12385	12385	12385	12385	12385	12385
7	8-32 X 1/2 PH PAN W/SEMS	47124	47124	47124	47124	47124	47124	47124	47124	47124	47124	47124
8	SWITCH BRACKET	69828	69828	69828	69828	69828	69828	69828	69828	69828	69828	69828
9	E-STOP CONTROL STATION	69829	69829	69829	69829	69829	69829	69829	69829	69829	69829	69829
10	SAFETY SWITCH LABEL	77901	77901	77901	77901	77901	77901	77901	77901	77901	77901	77901
11	CORDGRIP, STRAIGHT	55234	55234	55234	55234	55234	55234	55234	55234	55234	55234	55234
12	CABLE ASSEMBLY	89889	89889	89889	89889	89889	89889	89889	89889	89889	89889	89889
13	WIRE CLIP, 3/8 IN.	55274	55274	55274	55274	55274	55274	55274	55274	55274	55274	55274
14	10-24 X 3/8 PAN HD PH T23	38111	38111	38111	38111	38111	38111	38111	38111	38111	38111	38111
15	DRAIN PLUG ASSEMBLY	89440	89440	89440	89440	89440	89440	89440	89440	89440	89440	89440
16	DRAIN VALVE	89014	89014	89014	89014	89014	89014	89014	89014	89014	89014	89014
17	DRIP TRAY/TANK COVER			89218	89218	89218	89225			89218	89218	89825



Cabinet Exterior – Parts List

Item	Part Description	Part Number										
		8047D	8048D	8049D	8050D	8051D	8066	8068	8068FL	8073	8073BF	8075
1	POWER HEAD ASSY	8060	8061	8063	8064	8062	8067	8069	8069FL	8074	8074BF	8067
2	TANK & CABNT ASSY W/DRAIN	89056	89056	89230	89330	89230	89330	89812	89866	89857	89857	89824
3	SWITCH BOX COMPONENTS (incls Items 4-12 below)	89887	89887	89887	89887	89887	89887	89887	89887	89887	89887	89887
4	PLUG	49220	49220	49220	49220	49220	49220	49220	49220	49220	49220	49220
5	CABLE CLAMP	49221	49221	49221	49221	49221	49221	49221	49221	49221	49221	49221
6	8-32 ACORN NUT SS	12385	12385	12385	12385	12385	12385	12385	12385	12385	12385	12385
7	8-32 X 1/2 PH PAN W/SEMS	47124	47124	47124	47124	47124	47124	47124	47124	47124	47124	47124
8	SWITCH BRACKET	69828	69828	69828	69828	69828	69828	69828	69828	69828	69828	69828
9	E-STOP CONTROL STATION	69829	69829	69829	69829	69829	69829	69829	69829	69829	69829	69829
10	SAFETY SWITCH LABEL	77901	77901	77901	77901	77901	77901	77901	77901	77901	77901	77901
11	CORDGRIP, STRAIGHT	55234	55234	55234	55234	55234	55234	55234	55234	55234	55234	55234
12	CABLE ASSEMBLY	89889	89889	89889	89889	89889	89889	89889	89889	89889	89889	89889
13	WIRE CLIP, 3/8 IN.	55274	55274	55274	55274	55274	55274	55274	55274	55274	55274	55274
14	10-24 X 3/8 PAN HD PH T23	38111	38111	38111	38111	38111	38111	38111	38111	38111	38111	38111
15	DRAIN PLUG ASSEMBLY	89440	89440	89440	89440	89440	89440	89440	89440	89440	89440	89440
16	DRAIN VALVE	89014	89014	89014	89014	89014	89014	89014	89014	89014	89014	89014
17	DRIP TRAY/TANK COVER			89218	89218	89218	89225			89218	89218	89825



Cabinet Exterior – Parts List

Item	Part Description	Part Number										
		8047D	8048D	8049D	8050D	8051D	8066	8068	8068FL	8073	8073BF	8075
1	POWER HEAD ASSY	8060	8061	8063	8064	8062	8067	8069	8069FL	8074	8074BF	8067
2	TANK & CABNT ASSY W/DRAIN	89056	89056	89230	89330	89230	89330	89812	89866	89857	89857	89824
3	SWITCH BOX COMPONENTS (incls Items 4-12 below)	89887	89887	89887	89887	89887	89887	89887	89887	89887	89887	89887
4	PLUG	49220	49220	49220	49220	49220	49220	49220	49220	49220	49220	49220
5	CABLE CLAMP	49221	49221	49221	49221	49221	49221	49221	49221	49221	49221	49221
6	8-32 ACORN NUT SS	12385	12385	12385	12385	12385	12385	12385	12385	12385	12385	12385
7	8-32 X 1/2 PH PAN W/SEMS	47124	47124	47124	47124	47124	47124	47124	47124	47124	47124	47124
8	SWITCH BRACKET	69828	69828	69828	69828	69828	69828	69828	69828	69828	69828	69828
9	E-STOP CONTROL STATION	69829	69829	69829	69829	69829	69829	69829	69829	69829	69829	69829
10	SAFETY SWITCH LABEL	77901	77901	77901	77901	77901	77901	77901	77901	77901	77901	77901
11	CORDGRIP, STRAIGHT	55234	55234	55234	55234	55234	55234	55234	55234	55234	55234	55234
12	CABLE ASSEMBLY	89889	89889	89889	89889	89889	89889	89889	89889	89889	89889	89889
13	WIRE CLIP, 3/8 IN.	55274	55274	55274	55274	55274	55274	55274	55274	55274	55274	55274
14	10-24 X 3/8 PAN HD PH T23	38111	38111	38111	38111	38111	38111	38111	38111	38111	38111	38111
15	DRAIN PLUG ASSEMBLY	89440	89440	89440	89440	89440	89440	89440	89440	89440	89440	89440
16	DRAIN VALVE	89014	89014	89014	89014	89014	89014	89014	89014	89014	89014	89014
17	DRIP TRAY/TANK COVER			89218	89218	89218	89225			89218	89218	89825



Cabinet Exterior – Parts List

Item	Part Description	Part Number										
		8047D	8048D	8049D	8050D	8051D	8066	8068	8068FL	8073	8073BF	8075
1	POWER HEAD ASSY	8060	8061	8063	8064	8062	8067	8069	8069FL	8074	8074BF	8067
2	TANK & CABNT ASSY W/DRAIN	89056	89056	89230	89330	89230	89330	89812	89866	89857	89857	89824
3	SWITCH BOX COMPONENTS (incls Items 4-12 below)	89887	89887	89887	89887	89887	89887	89887	89887	89887	89887	89887
4	PLUG	49220	49220	49220	49220	49220	49220	49220	49220	49220	49220	49220
5	CABLE CLAMP	49221	49221	49221	49221	49221	49221	49221	49221	49221	49221	49221
6	8-32 ACORN NUT SS	12385	12385	12385	12385	12385	12385	12385	12385	12385	12385	12385
7	8-32 X 1/2 PH PAN W/SEMS	47124	47124	47124	47124	47124	47124	47124	47124	47124	47124	47124
8	SWITCH BRACKET	69828	69828	69828	69828	69828	69828	69828	69828	69828	69828	69828
9	E-STOP CONTROL STATION	69829	69829	69829	69829	69829	69829	69829	69829	69829	69829	69829
10	SAFETY SWITCH LABEL	77901	77901	77901	77901	77901	77901	77901	77901	77901	77901	77901
11	CORDGRIP, STRAIGHT	55234	55234	55234	55234	55234	55234	55234	55234	55234	55234	55234
12	CABLE ASSEMBLY	89889	89889	89889	89889	89889	89889	89889	89889	89889	89889	89889
13	WIRE CLIP, 3/8 IN.	55274	55274	55274	55274	55274	55274	55274	55274	55274	55274	55274
14	10-24 X 3/8 PAN HD PH T23	38111	38111	38111	38111	38111	38111	38111	38111	38111	38111	38111
15	DRAIN PLUG ASSEMBLY	89440	89440	89440	89440	89440	89440	89440	89440	89440	89440	89440
16	DRAIN VALVE	89014	89014	89014	89014	89014	89014	89014	89014	89014	89014	89014
17	DRIP TRAY/TANK COVER			89218	89218	89218	89225			89218	89218	89825



Cabinet Exterior – Parts List

Item	Part Description	Part Number										
		8047D	8048D	8049D	8050D	8051D	8066	8068	8068FL	8073	8073BF	8075
1	POWER HEAD ASSY	8060	8061	8063	8064	8062	8067	8069	8069FL	8074	8074BF	8067
2	TANK & CABNT ASSY W/DRAIN	89056	89056	89230	89330	89230	89330	89812	89866	89857	89857	89824
3	SWITCH BOX COMPONENTS (incls Items 4-12 below)	89887	89887	89887	89887	89887	89887	89887	89887	89887	89887	89887
4	PLUG	49220	49220	49220	49220	49220	49220	49220	49220	49220	49220	49220
5	CABLE CLAMP	49221	49221	49221	49221	49221	49221	49221	49221	49221	49221	49221
6	8-32 ACORN NUT SS	12385	12385	12385	12385	12385	12385	12385	12385	12385	12385	12385
7	8-32 X 1/2 PH PAN W/SEMS	47124	47124	47124	47124	47124	47124	47124	47124	47124	47124	47124
8	SWITCH BRACKET	69828	69828	69828	69828	69828	69828	69828	69828	69828	69828	69828
9	E-STOP CONTROL STATION	69829	69829	69829	69829	69829	69829	69829	69829	69829	69829	69829
10	SAFETY SWITCH LABEL	77901	77901	77901	77901	77901	77901	77901	77901	77901	77901	77901
11	CORDGRIP, STRAIGHT	55234	55234	55234	55234	55234	55234	55234	55234	55234	55234	55234
12	CABLE ASSEMBLY	89889	89889	89889	89889	89889	89889	89889	89889	89889	89889	89889
13	WIRE CLIP, 3/8 IN.	55274	55274	55274	55274	55274	55274	55274	55274	55274	55274	55274
14	10-24 X 3/8 PAN HD PH T23	38111	38111	38111	38111	38111	38111	38111	38111	38111	38111	38111
15	DRAIN PLUG ASSEMBLY	89440	89440	89440	89440	89440	89440	89440	89440	89440	89440	89440
16	DRAIN VALVE	89014	89014	89014	89014	89014	89014	89014	89014	89014	89014	89014
17	DRIP TRAY/TANK COVER			89218	89218	89218	89225			89218	89218	89825



Cabinet Exterior – Parts List

Item	Part Description	Part Number										
		8047D	8048D	8049D	8050D	8051D	8066	8068	8068FL	8073	8073BF	8075
1	POWER HEAD ASSY	8060	8061	8063	8064	8062	8067	8069	8069FL	8074	8074BF	8067
2	TANK & CABNT ASSY W/DRAIN	89056	89056	89230	89330	89230	89330	89812	89866	89857	89857	89824
3	SWITCH BOX COMPONENTS (incls Items 4-12 below)	89887	89887	89887	89887	89887	89887	89887	89887	89887	89887	89887
4	PLUG	49220	49220	49220	49220	49220	49220	49220	49220	49220	49220	49220
5	CABLE CLAMP	49221	49221	49221	49221	49221	49221	49221	49221	49221	49221	49221
6	8-32 ACORN NUT SS	12385	12385	12385	12385	12385	12385	12385	12385	12385	12385	12385
7	8-32 X 1/2 PH PAN W/SEMS	47124	47124	47124	47124	47124	47124	47124	47124	47124	47124	47124
8	SWITCH BRACKET	69828	69828	69828	69828	69828	69828	69828	69828	69828	69828	69828
9	E-STOP CONTROL STATION	69829	69829	69829	69829	69829	69829	69829	69829	69829	69829	69829
10	SAFETY SWITCH LABEL	77901	77901	77901	77901	77901	77901	77901	77901	77901	77901	77901
11	CORDGRIP, STRAIGHT	55234	55234	55234	55234	55234	55234	55234	55234	55234	55234	55234
12	CABLE ASSEMBLY	89889	89889	89889	89889	89889	89889	89889	89889	89889	89889	89889
13	WIRE CLIP, 3/8 IN.	55274	55274	55274	55274	55274	55274	55274	55274	55274	55274	55274
14	10-24 X 3/8 PAN HD PH T23	38111	38111	38111	38111	38111	38111	38111	38111	38111	38111	38111
15	DRAIN PLUG ASSEMBLY	89440	89440	89440	89440	89440	89440	89440	89440	89440	89440	89440
16	DRAIN VALVE	89014	89014	89014	89014	89014	89014	89014	89014	89014	89014	89014
17	DRIP TRAY/TANK COVER			89218	89218	89218	89225			89218	89218	89825



Cabinet Exterior – Parts List

Item	Part Description	Part Number										
		8047D	8048D	8049D	8050D	8051D	8066	8068	8068FL	8073	8073BF	8075
1	POWER HEAD ASSY	8060	8061	8063	8064	8062	8067	8069	8069FL	8074	8074BF	8067
2	TANK & CABNT ASSY W/DRAIN	89056	89056	89230	89330	89230	89330	89812	89866	89857	89857	89824
3	SWITCH BOX COMPONENTS (incls Items 4-12 below)	89887	89887	89887	89887	89887	89887	89887	89887	89887	89887	89887
4	PLUG	49220	49220	49220	49220	49220	49220	49220	49220	49220	49220	49220
5	CABLE CLAMP	49221	49221	49221	49221	49221	49221	49221	49221	49221	49221	49221
6	8-32 ACORN NUT SS	12385	12385	12385	12385	12385	12385	12385	12385	12385	12385	12385
7	8-32 X 1/2 PH PAN W/SEMS	47124	47124	47124	47124	47124	47124	47124	47124	47124	47124	47124
8	SWITCH BRACKET	69828	69828	69828	69828	69828	69828	69828	69828	69828	69828	69828
9	E-STOP CONTROL STATION	69829	69829	69829	69829	69829	69829	69829	69829	69829	69829	69829
10	SAFETY SWITCH LABEL	77901	77901	77901	77901	77901	77901	77901	77901	77901	77901	77901
11	CORDGRIP, STRAIGHT	55234	55234	55234	55234	55234	55234	55234	55234	55234	55234	55234
12	CABLE ASSEMBLY	89889	89889	89889	89889	89889	89889	89889	89889	89889	89889	89889
13	WIRE CLIP, 3/8 IN.	55274	55274	55274	55274	55274	55274	55274	55274	55274	55274	55274
14	10-24 X 3/8 PAN HD PH T23	38111	38111	38111	38111	38111	38111	38111	38111	38111	38111	38111
15	DRAIN PLUG ASSEMBLY	89440	89440	89440	89440	89440	89440	89440	89440	89440	89440	89440
16	DRAIN VALVE	89014	89014	89014	89014	89014	89014	89014	89014	89014	89014	89014
17	DRIP TRAY/TANK COVER			89218	89218	89218	89225			89218	89218	89825



Cabinet Exterior – Parts List

Item	Part Description	Part Number										
		8047D	8048D	8049D	8050D	8051D	8066	8068	8068FL	8073	8073BF	8075
1	POWER HEAD ASSY	8060	8061	8063	8064	8062	8067	8069	8069FL	8074	8074BF	8067
2	TANK & CABNT ASSY W/DRAIN	89056	89056	89230	89330	89230	89330	89812	89866	89857	89857	89824
3	SWITCH BOX COMPONENTS (incls Items 4-12 below)	89887	89887	89887	89887	89887	89887	89887	89887	89887	89887	89887
4	PLUG	49220	49220	49220	49220	49220	49220	49220	49220	49220	49220	49220
5	CABLE CLAMP	49221	49221	49221	49221	49221	49221	49221	49221	49221	49221	49221
6	8-32 ACORN NUT SS	12385	12385	12385	12385	12385	12385	12385	12385	12385	12385	12385
7	8-32 X 1/2 PH PAN W/SEMS	47124	47124	47124	47124	47124	47124	47124	47124	47124	47124	47124
8	SWITCH BRACKET	69828	69828	69828	69828	69828	69828	69828	69828	69828	69828	69828
9	E-STOP CONTROL STATION	69829	69829	69829	69829	69829	69829	69829	69829	69829	69829	69829
10	SAFETY SWITCH LABEL	77901	77901	77901	77901	77901	77901	77901	77901	77901	77901	77901
11	CORDGRIP, STRAIGHT	55234	55234	55234	55234	55234	55234	55234	55234	55234	55234	55234
12	CABLE ASSEMBLY	89889	89889	89889	89889	89889	89889	89889	89889	89889	89889	89889
13	WIRE CLIP, 3/8 IN.	55274	55274	55274	55274	55274	55274	55274	55274	55274	55274	55274
14	10-24 X 3/8 PAN HD PH T23	38111	38111	38111	38111	38111	38111	38111	38111	38111	38111	38111
15	DRAIN PLUG ASSEMBLY	89440	89440	89440	89440	89440	89440	89440	89440	89440	89440	89440
16	DRAIN VALVE	89014	89014	89014	89014	89014	89014	89014	89014	89014	89014	89014
17	DRIP TRAY/TANK COVER			89218	89218	89218	89225			89218	89218	89825



Cabinet Exterior – Parts List

Item	Part Description	Part Number										
		8047D	8048D	8049D	8050D	8051D	8066	8068	8068FL	8073	8073BF	8075
1	POWER HEAD ASSY	8060	8061	8063	8064	8062	8067	8069	8069FL	8074	8074BF	8067
2	TANK & CABNT ASSY W/DRAIN	89056	89056	89230	89330	89230	89330	89812	89866	89857	89857	89824
3	SWITCH BOX COMPONENTS (incls Items 4-12 below)	89887	89887	89887	89887	89887	89887	89887	89887	89887	89887	89887
4	PLUG	49220	49220	49220	49220	49220	49220	49220	49220	49220	49220	49220
5	CABLE CLAMP	49221	49221	49221	49221	49221	49221	49221	49221	49221	49221	49221
6	8-32 ACORN NUT SS	12385	12385	12385	12385	12385	12385	12385	12385	12385	12385	12385
7	8-32 X 1/2 PH PAN W/SEMS	47124	47124	47124	47124	47124	47124	47124	47124	47124	47124	47124
8	SWITCH BRACKET	69828	69828	69828	69828	69828	69828	69828	69828	69828	69828	69828
9	E-STOP CONTROL STATION	69829	69829	69829	69829	69829	69829	69829	69829	69829	69829	69829
10	SAFETY SWITCH LABEL	77901	77901	77901	77901	77901	77901	77901	77901	77901	77901	77901
11	CORDGRIP, STRAIGHT	55234	55234	55234	55234	55234	55234	55234	55234	55234	55234	55234
12	CABLE ASSEMBLY	89889	89889	89889	89889	89889	89889	89889	89889	89889	89889	89889
13	WIRE CLIP, 3/8 IN.	55274	55274	55274	55274	55274	55274	55274	55274	55274	55274	55274
14	10-24 X 3/8 PAN HD PH T23	38111	38111	38111	38111	38111	38111	38111	38111	38111	38111	38111
15	DRAIN PLUG ASSEMBLY	89440	89440	89440	89440	89440	89440	89440	89440	89440	89440	89440
16	DRAIN VALVE	89014	89014	89014	89014	89014	89014	89014	89014	89014	89014	89014
17	DRIP TRAY/TANK COVER			89218	89218	89218	89225			89218	89218	89825



Cabinet Exterior – Parts List

Item	Part Description	Part Number										
		8047D	8048D	8049D	8050D	8051D	8066	8068	8068FL	8073	8073BF	8075
1	POWER HEAD ASSY	8060	8061	8063	8064	8062	8067	8069	8069FL	8074	8074BF	8067
2	TANK & CABNT ASSY W/DRAIN	89056	89056	89230	89330	89230	89330	89812	89866	89857	89857	89824
3	SWITCH BOX COMPONENTS (incls Items 4-12 below)	89887	89887	89887	89887	89887	89887	89887	89887	89887	89887	89887
4	PLUG	49220	49220	49220	49220	49220	49220	49220	49220	49220	49220	49220
5	CABLE CLAMP	49221	49221	49221	49221	49221	49221	49221	49221	49221	49221	49221
6	8-32 ACORN NUT SS	12385	12385	12385	12385	12385	12385	12385	12385	12385	12385	12385
7	8-32 X 1/2 PH PAN W/SEMS	47124	47124	47124	47124	47124	47124	47124	47124	47124	47124	47124
8	SWITCH BRACKET	69828	69828	69828	69828	69828	69828	69828	69828	69828	69828	69828
9	E-STOP CONTROL STATION	69829	69829	69829	69829	69829	69829	69829	69829	69829	69829	69829
10	SAFETY SWITCH LABEL	77901	77901	77901	77901	77901	77901	77901	77901	77901	77901	77901
11	CORDGRIP, STRAIGHT	55234	55234	55234	55234	55234	55234	55234	55234	55234	55234	55234
12	CABLE ASSEMBLY	89889	89889	89889	89889	89889	89889	89889	89889	89889	89889	89889
13	WIRE CLIP, 3/8 IN.	55274	55274	55274	55274	55274	55274	55274	55274	55274	55274	55274
14	10-24 X 3/8 PAN HD PH T23	38111	38111	38111	38111	38111	38111	38111	38111	38111	38111	38111
15	DRAIN PLUG ASSEMBLY	89440	89440	89440	89440	89440	89440	89440	89440	89440	89440	89440
16	DRAIN VALVE	89014	89014	89014	89014	89014	89014	89014	89014	89014	89014	89014
17	DRIP TRAY/TANK COVER			89218	89218	89218	89225			89218	89218	89825



Cabinet Exterior – Parts List

Item	Part Description	Part Number										
		8047D	8048D	8049D	8050D	8051D	8066	8068	8068FL	8073	8073BF	8075
1	POWER HEAD ASSY	8060	8061	8063	8064	8062	8067	8069	8069FL	8074	8074BF	8067
2	TANK & CABNT ASSY W/DRAIN	89056	89056	89230	89330	89230	89330	89812	89866	89857	89857	89824
3	SWITCH BOX COMPONENTS (incls Items 4-12 below)	89887	89887	89887	89887	89887	89887	89887	89887	89887	89887	89887
4	PLUG	49220	49220	49220	49220	49220	49220	49220	49220	49220	49220	49220
5	CABLE CLAMP	49221	49221	49221	49221	49221	49221	49221	49221	49221	49221	49221
6	8-32 ACORN NUT SS	12385	12385	12385	12385	12385	12385	12385	12385	12385	12385	12385
7	8-32 X 1/2 PH PAN W/SEMS	47124	47124	47124	47124	47124	47124	47124	47124	47124	47124	47124
8	SWITCH BRACKET	69828	69828	69828	69828	69828	69828	69828	69828	69828	69828	69828
9	E-STOP CONTROL STATION	69829	69829	69829	69829	69829	69829	69829	69829	69829	69829	69829
10	SAFETY SWITCH LABEL	77901	77901	77901	77901	77901	77901	77901	77901	77901	77901	77901
11	CORDGRIP, STRAIGHT	55234	55234	55234	55234	55234	55234	55234	55234	55234	55234	55234
12	CABLE ASSEMBLY	89889	89889	89889	89889	89889	89889	89889	89889	89889	89889	89889
13	WIRE CLIP, 3/8 IN.	55274	55274	55274	55274	55274	55274	55274	55274	55274	55274	55274
14	10-24 X 3/8 PAN HD PH T23	38111	38111	38111	38111	38111	38111	38111	38111	38111	38111	38111
15	DRAIN PLUG ASSEMBLY	89440	89440	89440	89440	89440	89440	89440	89440	89440	89440	89440
16	DRAIN VALVE	89014	89014	89014	89014	89014	89014	89014	89014	89014	89014	89014
17	DRIP TRAY/TANK COVER			89218	89218	89218	89225			89218	89218	89825



Cabinet Exterior – Parts List

Item	Part Description	Part Number										
		8047D	8048D	8049D	8050D	8051D	8066	8068	8068FL	8073	8073BF	8075
1	POWER HEAD ASSY	8060	8061	8063	8064	8062	8067	8069	8069FL	8074	8074BF	8067
2	TANK & CABNT ASSY W/DRAIN	89056	89056	89230	89330	89230	89330	89812	89866	89857	89857	89824
3	SWITCH BOX COMPONENTS (incls Items 4-12 below)	89887	89887	89887	89887	89887	89887	89887	89887	89887	89887	89887
4	PLUG	49220	49220	49220	49220	49220	49220	49220	49220	49220	49220	49220
5	CABLE CLAMP	49221	49221	49221	49221	49221	49221	49221	49221	49221	49221	49221
6	8-32 ACORN NUT SS	12385	12385	12385	12385	12385	12385	12385	12385	12385	12385	12385
7	8-32 X 1/2 PH PAN W/SEMS	47124	47124	47124	47124	47124	47124	47124	47124	47124	47124	47124
8	SWITCH BRACKET	69828	69828	69828	69828	69828	69828	69828	69828	69828	69828	69828
9	E-STOP CONTROL STATION	69829	69829	69829	69829	69829	69829	69829	69829	69829	69829	69829
10	SAFETY SWITCH LABEL	77901	77901	77901	77901	77901	77901	77901	77901	77901	77901	77901
11	CORDGRIP, STRAIGHT	55234	55234	55234	55234	55234	55234	55234	55234	55234	55234	55234
12	CABLE ASSEMBLY	89889	89889	89889	89889	89889	89889	89889	89889	89889	89889	89889
13	WIRE CLIP, 3/8 IN.	55274	55274	55274	55274	55274	55274	55274	55274	55274	55274	55274
14	10-24 X 3/8 PAN HD PH T23	38111	38111	38111	38111	38111	38111	38111	38111	38111	38111	38111
15	DRAIN PLUG ASSEMBLY	89440	89440	89440	89440	89440	89440	89440	89440	89440	89440	89440
16	DRAIN VALVE	89014	89014	89014	89014	89014	89014	89014	89014	89014	89014	89014
17	DRIP TRAY/TANK COVER			89218	89218	89218	89225			89218	89218	89825



Cabinet Exterior – Parts List

Item	Part Description	Part Number										
		8047D	8048D	8049D	8050D	8051D	8066	8068	8068FL	8073	8073BF	8075
1	POWER HEAD ASSY	8060	8061	8063	8064	8062	8067	8069	8069FL	8074	8074BF	8067
2	TANK & CABNT ASSY W/DRAIN	89056	89056	89230	89330	89230	89330	89812	89866	89857	89857	89824
3	SWITCH BOX COMPONENTS (incls Items 4-12 below)	89887	89887	89887	89887	89887	89887	89887	89887	89887	89887	89887
4	PLUG	49220	49220	49220	49220	49220	49220	49220	49220	49220	49220	49220
5	CABLE CLAMP	49221	49221	49221	49221	49221	49221	49221	49221	49221	49221	49221
6	8-32 ACORN NUT SS	12385	12385	12385	12385	12385	12385	12385	12385	12385	12385	12385
7	8-32 X 1/2 PH PAN W/SEMS	47124	47124	47124	47124	47124	47124	47124	47124	47124	47124	47124
8	SWITCH BRACKET	69828	69828	69828	69828	69828	69828	69828	69828	69828	69828	69828
9	E-STOP CONTROL STATION	69829	69829	69829	69829	69829	69829	69829	69829	69829	69829	69829
10	SAFETY SWITCH LABEL	77901	77901	77901	77901	77901	77901	77901	77901	77901	77901	77901
11	CORDGRIP, STRAIGHT	55234	55234	55234	55234	55234	55234	55234	55234	55234	55234	55234
12	CABLE ASSEMBLY	89889	89889	89889	89889	89889	89889	89889	89889	89889	89889	89889
13	WIRE CLIP, 3/8 IN.	55274	55274	55274	55274	55274	55274	55274	55274	55274	55274	55274
14	10-24 X 3/8 PAN HD PH T23	38111	38111	38111	38111	38111	38111	38111	38111	38111	38111	38111
15	DRAIN PLUG ASSEMBLY	89440	89440	89440	89440	89440	89440	89440	89440	89440	89440	89440
16	DRAIN VALVE	89014	89014	89014	89014	89014	89014	89014	89014	89014	89014	89014
17	DRIP TRAY/TANK COVER			89218	89218	89218	89225			89218	89218	89825



Cabinet Exterior – Parts List

Item	Part Description	Part Number										
		8047D	8048D	8049D	8050D	8051D	8066	8068	8068FL	8073	8073BF	8075
1	POWER HEAD ASSY	8060	8061	8063	8064	8062	8067	8069	8069FL	8074	8074BF	8067
2	TANK & CABNT ASSY W/DRAIN	89056	89056	89230	89330	89230	89330	89812	89866	89857	89857	89824
3	SWITCH BOX COMPONENTS (incls Items 4-12 below)	89887	89887	89887	89887	89887	89887	89887	89887	89887	89887	89887
4	PLUG	49220	49220	49220	49220	49220	49220	49220	49220	49220	49220	49220
5	CABLE CLAMP	49221	49221	49221	49221	49221	49221	49221	49221	49221	49221	49221
6	8-32 ACORN NUT SS	12385	12385	12385	12385	12385	12385	12385	12385	12385	12385	12385
7	8-32 X 1/2 PH PAN W/SEMS	47124	47124	47124	47124	47124	47124	47124	47124	47124	47124	47124
8	SWITCH BRACKET	69828	69828	69828	69828	69828	69828	69828	69828	69828	69828	69828
9	E-STOP CONTROL STATION	69829	69829	69829	69829	69829	69829	69829	69829	69829	69829	69829
10	SAFETY SWITCH LABEL	77901	77901	77901	77901	77901	77901	77901	77901	77901	77901	77901
11	CORDGRIP, STRAIGHT	55234	55234	55234	55234	55234	55234	55234	55234	55234	55234	55234
12	CABLE ASSEMBLY	89889	89889	89889	89889	89889	89889	89889	89889	89889	89889	89889
13	WIRE CLIP, 3/8 IN.	55274	55274	55274	55274	55274	55274	55274	55274	55274	55274	55274
14	10-24 X 3/8 PAN HD PH T23	38111	38111	38111	38111	38111	38111	38111	38111	38111	38111	38111
15	DRAIN PLUG ASSEMBLY	89440	89440	89440	89440	89440	89440	89440	89440	89440	89440	89440
16	DRAIN VALVE	89014	89014	89014	89014	89014	89014	89014	89014	89014	89014	89014
17	DRIP TRAY/TANK COVER			89218	89218	89218	89225			89218	89218	89825



Cabinet Exterior – Parts List

Item	Part Description	Part Number										
		8047D	8048D	8049D	8050D	8051D	8066	8068	8068FL	8073	8073BF	8075
1	POWER HEAD ASSY	8060	8061	8063	8064	8062	8067	8069	8069FL	8074	8074BF	8067
2	TANK & CABNT ASSY W/DRAIN	89056	89056	89230	89330	89230	89330	89812	89866	89857	89857	89824
3	SWITCH BOX COMPONENTS (incls Items 4-12 below)	89887	89887	89887	89887	89887	89887	89887	89887	89887	89887	89887
4	PLUG	49220	49220	49220	49220	49220	49220	49220	49220	49220	49220	49220
5	CABLE CLAMP	49221	49221	49221	49221	49221	49221	49221	49221	49221	49221	49221
6	8-32 ACORN NUT SS	12385	12385	12385	12385	12385	12385	12385	12385	12385	12385	12385
7	8-32 X 1/2 PH PAN W/SEMS	47124	47124	47124	47124	47124	47124	47124	47124	47124	47124	47124
8	SWITCH BRACKET	69828	69828	69828	69828	69828	69828	69828	69828	69828	69828	69828
9	E-STOP CONTROL STATION	69829	69829	69829	69829	69829	69829	69829	69829	69829	69829	69829
10	SAFETY SWITCH LABEL	77901	77901	77901	77901	77901	77901	77901	77901	77901	77901	77901
11	CORDGRIP, STRAIGHT	55234	55234	55234	55234	55234	55234	55234	55234	55234	55234	55234
12	CABLE ASSEMBLY	89889	89889	89889	89889	89889	89889	89889	89889	89889	89889	89889
13	WIRE CLIP, 3/8 IN.	55274	55274	55274	55274	55274	55274	55274	55274	55274	55274	55274
14	10-24 X 3/8 PAN HD PH T23	38111	38111	38111	38111	38111	38111	38111	38111	38111	38111	38111
15	DRAIN PLUG ASSEMBLY	89440	89440	89440	89440	89440	89440	89440	89440	89440	89440	89440
16	DRAIN VALVE	89014	89014	89014	89014	89014	89014	89014	89014	89014	89014	89014
17	DRIP TRAY/TANK COVER			89218	89218	89218	89225			89218	89218	89825



Cabinet Exterior – Parts List

Item	Part Description	Part Number										
		8047D	8048D	8049D	8050D	8051D	8066	8068	8068FL	8073	8073BF	8075
1	POWER HEAD ASSY	8060	8061	8063	8064	8062	8067	8069	8069FL	8074	8074BF	8067
2	TANK & CABNT ASSY W/DRAIN	89056	89056	89230	89330	89230	89330	89812	89866	89857	89857	89824
3	SWITCH BOX COMPONENTS (incls Items 4-12 below)	89887	89887	89887	89887	89887	89887	89887	89887	89887	89887	89887
4	PLUG	49220	49220	49220	49220	49220	49220	49220	49220	49220	49220	49220
5	CABLE CLAMP	49221	49221	49221	49221	49221	49221	49221	49221	49221	49221	49221
6	8-32 ACORN NUT SS	12385	12385	12385	12385	12385	12385	12385	12385	12385	12385	12385
7	8-32 X 1/2 PH PAN W/SEMS	47124	47124	47124	47124	47124	47124	47124	47124	47124	47124	47124
8	SWITCH BRACKET	69828	69828	69828	69828	69828	69828	69828	69828	69828	69828	69828
9	E-STOP CONTROL STATION	69829	69829	69829	69829	69829	69829	69829	69829	69829	69829	69829
10	SAFETY SWITCH LABEL	77901	77901	77901	77901	77901	77901	77901	77901	77901	77901	77901
11	CORDGRIP, STRAIGHT	55234	55234	55234	55234	55234	55234	55234	55234	55234	55234	55234
12	CABLE ASSEMBLY	89889	89889	89889	89889	89889	89889	89889	89889	89889	89889	89889
13	WIRE CLIP, 3/8 IN.	55274	55274	55274	55274	55274	55274	55274	55274	55274	55274	55274
14	10-24 X 3/8 PAN HD PH T23	38111	38111	38111	38111	38111	38111	38111	38111	38111	38111	38111
15	DRAIN PLUG ASSEMBLY	89440	89440	89440	89440	89440	89440	89440	89440	89440	89440	89440
16	DRAIN VALVE	89014	89014	89014	89014	89014	89014	89014	89014	89014	89014	89014
17	DRIP TRAY/TANK COVER			89218	89218	89218	89225			89218	89218	89825



Cabinet Exterior – Parts List

Item	Part Description	Part Number										
		8047D	8048D	8049D	8050D	8051D	8066	8068	8068FL	8073	8073BF	8075
1	POWER HEAD ASSY	8060	8061	8063	8064	8062	8067	8069	8069FL	8074	8074BF	8067
2	TANK & CABNT ASSY W/DRAIN	89056	89056	89230	89330	89230	89330	89812	89866	89857	89857	89824
3	SWITCH BOX COMPONENTS (incls Items 4-12 below)	89887	89887	89887	89887	89887	89887	89887	89887	89887	89887	89887
4	PLUG	49220	49220	49220	49220	49220	49220	49220	49220	49220	49220	49220
5	CABLE CLAMP	49221	49221	49221	49221	49221	49221	49221	49221	49221	49221	49221
6	8-32 ACORN NUT SS	12385	12385	12385	12385	12385	12385	12385	12385	12385	12385	12385
7	8-32 X 1/2 PH PAN W/SEMS	47124	47124	47124	47124	47124	47124	47124	47124	47124	47124	47124
8	SWITCH BRACKET	69828	69828	69828	69828	69828	69828	69828	69828	69828	69828	69828
9	E-STOP CONTROL STATION	69829	69829	69829	69829	69829	69829	69829	69829	69829	69829	69829
10	SAFETY SWITCH LABEL	77901	77901	77901	77901	77901	77901	77901	77901	77901	77901	77901
11	CORDGRIP, STRAIGHT	55234	55234	55234	55234	55234	55234	55234	55234	55234	55234	55234
12	CABLE ASSEMBLY	89889	89889	89889	89889	89889	89889	89889	89889	89889	89889	89889
13	WIRE CLIP, 3/8 IN.	55274	55274	55274	55274	55274	55274	55274	55274	55274	55274	55274
14	10-24 X 3/8 PAN HD PH T23	38111	38111	38111	38111	38111	38111	38111	38111	38111	38111	38111
15	DRAIN PLUG ASSEMBLY	89440	89440	89440	89440	89440	89440	89440	89440	89440	89440	89440
16	DRAIN VALVE	89014	89014	89014	89014	89014	89014	89014	89014	89014	89014	89014
17	DRIP TRAY/TANK COVER			89218	89218	89218	89225			89218	89218	89825



Cabinet Exterior – Parts List

Item	Part Description	Part Number										
		8047D	8048D	8049D	8050D	8051D	8066	8068	8068FL	8073	8073BF	8075
1	POWER HEAD ASSY	8060	8061	8063	8064	8062	8067	8069	8069FL	8074	8074BF	8067
2	TANK & CABNT ASSY W/DRAIN	89056	89056	89230	89330	89230	89330	89812	89866	89857	89857	89824
3	SWITCH BOX COMPONENTS (incls Items 4-12 below)	89887	89887	89887	89887	89887	89887	89887	89887	89887	89887	89887
4	PLUG	49220	49220	49220	49220	49220	49220	49220	49220	49220	49220	49220
5	CABLE CLAMP	49221	49221	49221	49221	49221	49221	49221	49221	49221	49221	49221
6	8-32 ACORN NUT SS	12385	12385	12385	12385	12385	12385	12385	12385	12385	12385	12385
7	8-32 X 1/2 PH PAN W/SEMS	47124	47124	47124	47124	47124	47124	47124	47124	47124	47124	47124
8	SWITCH BRACKET	69828	69828	69828	69828	69828	69828	69828	69828	69828	69828	69828
9	E-STOP CONTROL STATION	69829	69829	69829	69829	69829	69829	69829	69829	69829	69829	69829
10	SAFETY SWITCH LABEL	77901	77901	77901	77901	77901	77901	77901	77901	77901	77901	77901
11	CORDGRIP, STRAIGHT	55234	55234	55234	55234	55234	55234	55234	55234	55234	55234	55234
12	CABLE ASSEMBLY	89889	89889	89889	89889	89889	89889	89889	89889	89889	89889	89889
13	WIRE CLIP, 3/8 IN.	55274	55274	55274	55274	55274	55274	55274	55274	55274	55274	55274
14	10-24 X 3/8 PAN HD PH T23	38111	38111	38111	38111	38111	38111	38111	38111	38111	38111	38111
15	DRAIN PLUG ASSEMBLY	89440	89440	89440	89440	89440	89440	89440	89440	89440	89440	89440
16	DRAIN VALVE	89014	89014	89014	89014	89014	89014	89014	89014	89014	89014	89014
17	DRIP TRAY/TANK COVER			89218	89218	89218	89225			89218	89218	89825



Cabinet Exterior – Parts List

Item	Part Description	Part Number										
		8047D	8048D	8049D	8050D	8051D	8066	8068	8068FL	8073	8073BF	8075
1	POWER HEAD ASSY	8060	8061	8063	8064	8062	8067	8069	8069FL	8074	8074BF	8067
2	TANK & CABNT ASSY W/DRAIN	89056	89056	89230	89330	89230	89330	89812	89866	89857	89857	89824
3	SWITCH BOX COMPONENTS (incls Items 4-12 below)	89887	89887	89887	89887	89887	89887	89887	89887	89887	89887	89887
4	PLUG	49220	49220	49220	49220	49220	49220	49220	49220	49220	49220	49220
5	CABLE CLAMP	49221	49221	49221	49221	49221	49221	49221	49221	49221	49221	49221
6	8-32 ACORN NUT SS	12385	12385	12385	12385	12385	12385	12385	12385	12385	12385	12385
7	8-32 X 1/2 PH PAN W/SEMS	47124	47124	47124	47124	47124	47124	47124	47124	47124	47124	47124
8	SWITCH BRACKET	69828	69828	69828	69828	69828	69828	69828	69828	69828	69828	69828
9	E-STOP CONTROL STATION	69829	69829	69829	69829	69829	69829	69829	69829	69829	69829	69829
10	SAFETY SWITCH LABEL	77901	77901	77901	77901	77901	77901	77901	77901	77901	77901	77901
11	CORDGRIP, STRAIGHT	55234	55234	55234	55234	55234	55234	55234	55234	55234	55234	55234
12	CABLE ASSEMBLY	89889	89889	89889	89889	89889	89889	89889	89889	89889	89889	89889
13	WIRE CLIP, 3/8 IN.	55274	55274	55274	55274	55274	55274	55274	55274	55274	55274	55274
14	10-24 X 3/8 PAN HD PH T23	38111	38111	38111	38111	38111	38111	38111	38111	38111	38111	38111
15	DRAIN PLUG ASSEMBLY	89440	89440	89440	89440	89440	89440	89440	89440	89440	89440	89440
16	DRAIN VALVE	89014	89014	89014	89014	89014	89014	89014	89014	89014	89014	89014
17	DRIP TRAY/TANK COVER			89218	89218	89218	89225			89218	89218	89825



Cabinet Exterior – Parts List

Item	Part Description	Part Number										
		8047D	8048D	8049D	8050D	8051D	8066	8068	8068FL	8073	8073BF	8075
1	POWER HEAD ASSY	8060	8061	8063	8064	8062	8067	8069	8069FL	8074	8074BF	8067
2	TANK & CABNT ASSY W/DRAIN	89056	89056	89230	89330	89230	89330	89812	89866	89857	89857	89824
3	SWITCH BOX COMPONENTS (incls Items 4-12 below)	89887	89887	89887	89887	89887	89887	89887	89887	89887	89887	89887
4	PLUG	49220	49220	49220	49220	49220	49220	49220	49220	49220	49220	49220
5	CABLE CLAMP	49221	49221	49221	49221	49221	49221	49221	49221	49221	49221	49221
6	8-32 ACORN NUT SS	12385	12385	12385	12385	12385	12385	12385	12385	12385	12385	12385
7	8-32 X 1/2 PH PAN W/SEMS	47124	47124	47124	47124	47124	47124	47124	47124	47124	47124	47124
8	SWITCH BRACKET	69828	69828	69828	69828	69828	69828	69828	69828	69828	69828	69828
9	E-STOP CONTROL STATION	69829	69829	69829	69829	69829	69829	69829	69829	69829	69829	69829
10	SAFETY SWITCH LABEL	77901	77901	77901	77901	77901	77901	77901	77901	77901	77901	77901
11	CORDGRIP, STRAIGHT	55234	55234	55234	55234	55234	55234	55234	55234	55234	55234	55234
12	CABLE ASSEMBLY	89889	89889	89889	89889	89889	89889	89889	89889	89889	89889	89889
13	WIRE CLIP, 3/8 IN.	55274	55274	55274	55274	55274	55274	55274	55274	55274	55274	55274
14	10-24 X 3/8 PAN HD PH T23	38111	38111	38111	38111	38111	38111	38111	38111	38111	38111	38111
15	DRAIN PLUG ASSEMBLY	89440	89440	89440	89440	89440	89440	89440	89440	89440	89440	89440
16	DRAIN VALVE	89014	89014	89014	89014	89014	89014	89014	89014	89014	89014	89014
17	DRIP TRAY/TANK COVER			89218	89218	89218	89225			89218	89218	89825



Cabinet Exterior – Parts List

Item	Part Description	Part Number										
		8047D	8048D	8049D	8050D	8051D	8066	8068	8068FL	8073	8073BF	8075
1	POWER HEAD ASSY	8060	8061	8063	8064	8062	8067	8069	8069FL	8074	8074BF	8067
2	TANK & CABNT ASSY W/DRAIN	89056	89056	89230	89330	89230	89330	89812	89866	89857	89857	89824
3	SWITCH BOX COMPONENTS (incls Items 4-12 below)	89887	89887	89887	89887	89887	89887	89887	89887	89887	89887	89887
4	PLUG	49220	49220	49220	49220	49220	49220	49220	49220	49220	49220	49220
5	CABLE CLAMP	49221	49221	49221	49221	49221	49221	49221	49221	49221	49221	49221
6	8-32 ACORN NUT SS	12385	12385	12385	12385	12385	12385	12385	12385	12385	12385	12385
7	8-32 X 1/2 PH PAN W/SEMS	47124	47124	47124	47124	47124	47124	47124	47124	47124	47124	47124
8	SWITCH BRACKET	69828	69828	69828	69828	69828	69828	69828	69828	69828	69828	69828
9	E-STOP CONTROL STATION	69829	69829	69829	69829	69829	69829	69829	69829	69829	69829	69829
10	SAFETY SWITCH LABEL	77901	77901	77901	77901	77901	77901	77901	77901	77901	77901	77901
11	CORDGRIP, STRAIGHT	55234	55234	55234	55234	55234	55234	55234	55234	55234	55234	55234
12	CABLE ASSEMBLY	89889	89889	89889	89889	89889	89889	89889	89889	89889	89889	89889
13	WIRE CLIP, 3/8 IN.	55274	55274	55274	55274	55274	55274	55274	55274	55274	55274	55274
14	10-24 X 3/8 PAN HD PH T23	38111	38111	38111	38111	38111	38111	38111	38111	38111	38111	38111
15	DRAIN PLUG ASSEMBLY	89440	89440	89440	89440	89440	89440	89440	89440	89440	89440	89440
16	DRAIN VALVE	89014	89014	89014	89014	89014	89014	89014	89014	89014	89014	89014
17	DRIP TRAY/TANK COVER			89218	89218	89218	89225			89218	89218	89825



Cabinet Exterior – Parts List

Item	Part Description	Part Number										
		8047D	8048D	8049D	8050D	8051D	8066	8068	8068FL	8073	8073BF	8075
1	POWER HEAD ASSY	8060	8061	8063	8064	8062	8067	8069	8069FL	8074	8074BF	8067
2	TANK & CABNT ASSY W/DRAIN	89056	89056	89230	89330	89230	89330	89812	89866	89857	89857	89824
3	SWITCH BOX COMPONENTS (incls Items 4-12 below)	89887	89887	89887	89887	89887	89887	89887	89887	89887	89887	89887
4	PLUG	49220	49220	49220	49220	49220	49220	49220	49220	49220	49220	49220
5	CABLE CLAMP	49221	49221	49221	49221	49221	49221	49221	49221	49221	49221	49221
6	8-32 ACORN NUT SS	12385	12385	12385	12385	12385	12385	12385	12385	12385	12385	12385
7	8-32 X 1/2 PH PAN W/SEMS	47124	47124	47124	47124	47124	47124	47124	47124	47124	47124	47124
8	SWITCH BRACKET	69828	69828	69828	69828	69828	69828	69828	69828	69828	69828	69828
9	E-STOP CONTROL STATION	69829	69829	69829	69829	69829	69829	69829	69829	69829	69829	69829
10	SAFETY SWITCH LABEL	77901	77901	77901	77901	77901	77901	77901	77901	77901	77901	77901
11	CORDGRIP, STRAIGHT	55234	55234	55234	55234	55234	55234	55234	55234	55234	55234	55234
12	CABLE ASSEMBLY	89889	89889	89889	89889	89889	89889	89889	89889	89889	89889	89889
13	WIRE CLIP, 3/8 IN.	55274	55274	55274	55274	55274	55274	55274	55274	55274	55274	55274
14	10-24 X 3/8 PAN HD PH T23	38111	38111	38111	38111	38111	38111	38111	38111	38111	38111	38111
15	DRAIN PLUG ASSEMBLY	89440	89440	89440	89440	89440	89440	89440	89440	89440	89440	89440
16	DRAIN VALVE	89014	89014	89014	89014	89014	89014	89014	89014	89014	89014	89014
17	DRIP TRAY/TANK COVER			89218	89218	89218	89225			89218	89218	89825



Cabinet Exterior – Parts List

Item	Part Description	Part Number										
		8047D	8048D	8049D	8050D	8051D	8066	8068	8068FL	8073	8073BF	8075
1	POWER HEAD ASSY	8060	8061	8063	8064	8062	8067	8069	8069FL	8074	8074BF	8067
2	TANK & CABNT ASSY W/DRAIN	89056	89056	89230	89330	89230	89330	89812	89866	89857	89857	89824
3	SWITCH BOX COMPONENTS (incls Items 4-12 below)	89887	89887	89887	89887	89887	89887	89887	89887	89887	89887	89887
4	PLUG	49220	49220	49220	49220	49220	49220	49220	49220	49220	49220	49220
5	CABLE CLAMP	49221	49221	49221	49221	49221	49221	49221	49221	49221	49221	49221
6	8-32 ACORN NUT SS	12385	12385	12385	12385	12385	12385	12385	12385	12385	12385	12385
7	8-32 X 1/2 PH PAN W/SEMS	47124	47124	47124	47124	47124	47124	47124	47124	47124	47124	47124
8	SWITCH BRACKET	69828	69828	69828	69828	69828	69828	69828	69828	69828	69828	69828
9	E-STOP CONTROL STATION	69829	69829	69829	69829	69829	69829	69829	69829	69829	69829	69829
10	SAFETY SWITCH LABEL	77901	77901	77901	77901	77901	77901	77901	77901	77901	77901	77901
11	CORDGRIP, STRAIGHT	55234	55234	55234	55234	55234	55234	55234	55234	55234	55234	55234
12	CABLE ASSEMBLY	89889	89889	89889	89889	89889	89889	89889	89889	89889	89889	89889
13	WIRE CLIP, 3/8 IN.	55274	55274	55274	55274	55274	55274	55274	55274	55274	55274	55274
14	10-24 X 3/8 PAN HD PH T23	38111	38111	38111	38111	38111	38111	38111	38111	38111	38111	38111
15	DRAIN PLUG ASSEMBLY	89440	89440	89440	89440	89440	89440	89440	89440	89440	89440	89440
16	DRAIN VALVE	89014	89014	89014	89014	89014	89014	89014	89014	89014	89014	89014
17	DRIP TRAY/TANK COVER			89218	89218	89218	89225			89218	89218	89825



Cabinet Exterior – Parts List

Item	Part Description	Part Number										
		8047D	8048D	8049D	8050D	8051D	8066	8068	8068FL	8073	8073BF	8075
1	POWER HEAD ASSY	8060	8061	8063	8064	8062	8067	8069	8069FL	8074	8074BF	8067
2	TANK & CABNT ASSY W/DRAIN	89056	89056	89230	89330	89230	89330	89812	89866	89857	89857	89824
3	SWITCH BOX COMPONENTS (incls Items 4-12 below)	89887	89887	89887	89887	89887	89887	89887	89887	89887	89887	89887
4	PLUG	49220	49220	49220	49220	49220	49220	49220	49220	49220	49220	49220
5	CABLE CLAMP	49221	49221	49221	49221	49221	49221	49221	49221	49221	49221	49221
6	8-32 ACORN NUT SS	12385	12385	12385	12385	12385	12385	12385	12385	12385	12385	12385
7	8-32 X 1/2 PH PAN W/SEMS	47124	47124	47124	47124	47124	47124	47124	47124	47124	47124	47124
8	SWITCH BRACKET	69828	69828	69828	69828	69828	69828	69828	69828	69828	69828	69828
9	E-STOP CONTROL STATION	69829	69829	69829	69829	69829	69829	69829	69829	69829	69829	69829
10	SAFETY SWITCH LABEL	77901	77901	77901	77901	77901	77901	77901	77901	77901	77901	77901
11	CORDGRIP, STRAIGHT	55234	55234	55234	55234	55234	55234	55234	55234	55234	55234	55234
12	CABLE ASSEMBLY	89889	89889	89889	89889	89889	89889	89889	89889	89889	89889	89889
13	WIRE CLIP, 3/8 IN.	55274	55274	55274	55274	55274	55274	55274	55274	55274	55274	55274
14	10-24 X 3/8 PAN HD PH T23	38111	38111	38111	38111	38111	38111	38111	38111	38111	38111	38111
15	DRAIN PLUG ASSEMBLY	89440	89440	89440	89440	89440	89440	89440	89440	89440	89440	89440
16	DRAIN VALVE	89014	89014	89014	89014	89014	89014	89014	89014	89014	89014	89014
17	DRIP TRAY/TANK COVER			89218	89218	89218	89225			89218	89218	89825



Cabinet Exterior – Parts List

Item	Part Description	Part Number										
		8047D	8048D	8049D	8050D	8051D	8066	8068	8068FL	8073	8073BF	8075
1	POWER HEAD ASSY	8060	8061	8063	8064	8062	8067	8069	8069FL	8074	8074BF	8067
2	TANK & CABNT ASSY W/DRAIN	89056	89056	89230	89330	89230	89330	89812	89866	89857	89857	89824
3	SWITCH BOX COMPONENTS (incls Items 4-12 below)	89887	89887	89887	89887	89887	89887	89887	89887	89887	89887	89887
4	PLUG	49220	49220	49220	49220	49220	49220	49220	49220	49220	49220	49220
5	CABLE CLAMP	49221	49221	49221	49221	49221	49221	49221	49221	49221	49221	49221
6	8-32 ACORN NUT SS	12385	12385	12385	12385	12385	12385	12385	12385	12385	12385	12385
7	8-32 X 1/2 PH PAN W/SEMS	47124	47124	47124	47124	47124	47124	47124	47124	47124	47124	47124
8	SWITCH BRACKET	69828	69828	69828	69828	69828	69828	69828	69828	69828	69828	69828
9	E-STOP CONTROL STATION	69829	69829	69829	69829	69829	69829	69829	69829	69829	69829	69829
10	SAFETY SWITCH LABEL	77901	77901	77901	77901	77901	77901	77901	77901	77901	77901	77901
11	CORDGRIP, STRAIGHT	55234	55234	55234	55234	55234	55234	55234	55234	55234	55234	55234
12	CABLE ASSEMBLY	89889	89889	89889	89889	89889	89889	89889	89889	89889	89889	89889
13	WIRE CLIP, 3/8 IN.	55274	55274	55274	55274	55274	55274	55274	55274	55274	55274	55274
14	10-24 X 3/8 PAN HD PH T23	38111	38111	38111	38111	38111	38111	38111	38111	38111	38111	38111
15	DRAIN PLUG ASSEMBLY	89440	89440	89440	89440	89440	89440	89440	89440	89440	89440	89440
16	DRAIN VALVE	89014	89014	89014	89014	89014	89014	89014	89014	89014	89014	89014
17	DRIP TRAY/TANK COVER			89218	89218	89218	89225			89218	89218	89825



Cabinet Exterior – Parts List

Item	Part Description	Part Number										
		8047D	8048D	8049D	8050D	8051D	8066	8068	8068FL	8073	8073BF	8075
1	POWER HEAD ASSY	8060	8061	8063	8064	8062	8067	8069	8069FL	8074	8074BF	8067
2	TANK & CABNT ASSY W/DRAIN	89056	89056	89230	89330	89230	89330	89812	89866	89857	89857	89824
3	SWITCH BOX COMPONENTS (incls Items 4-12 below)	89887	89887	89887	89887	89887	89887	89887	89887	89887	89887	89887
4	PLUG	49220	49220	49220	49220	49220	49220	49220	49220	49220	49220	49220
5	CABLE CLAMP	49221	49221	49221	49221	49221	49221	49221	49221	49221	49221	49221
6	8-32 ACORN NUT SS	12385	12385	12385	12385	12385	12385	12385	12385	12385	12385	12385
7	8-32 X 1/2 PH PAN W/SEMS	47124	47124	47124	47124	47124	47124	47124	47124	47124	47124	47124
8	SWITCH BRACKET	69828	69828	69828	69828	69828	69828	69828	69828	69828	69828	69828
9	E-STOP CONTROL STATION	69829	69829	69829	69829	69829	69829	69829	69829	69829	69829	69829
10	SAFETY SWITCH LABEL	77901	77901	77901	77901	77901	77901	77901	77901	77901	77901	77901
11	CORDGRIP, STRAIGHT	55234	55234	55234	55234	55234	55234	55234	55234	55234	55234	55234
12	CABLE ASSEMBLY	89889	89889	89889	89889	89889	89889	89889	89889	89889	89889	89889
13	WIRE CLIP, 3/8 IN.	55274	55274	55274	55274	55274	55274	55274	55274	55274	55274	55274
14	10-24 X 3/8 PAN HD PH T23	38111	38111	38111	38111	38111	38111	38111	38111	38111	38111	38111
15	DRAIN PLUG ASSEMBLY	89440	89440	89440	89440	89440	89440	89440	89440	89440	89440	89440
16	DRAIN VALVE	89014	89014	89014	89014	89014	89014	89014	89014	89014	89014	89014
17	DRIP TRAY/TANK COVER			89218	89218	89218	89225			89218	89218	89825



Cabinet Exterior – Parts List

Item	Part Description	Part Number										
		8047D	8048D	8049D	8050D	8051D	8066	8068	8068FL	8073	8073BF	8075
1	POWER HEAD ASSY	8060	8061	8063	8064	8062	8067	8069	8069FL	8074	8074BF	8067
2	TANK & CABNT ASSY W/DRAIN	89056	89056	89230	89330	89230	89330	89812	89866	89857	89857	89824
3	SWITCH BOX COMPONENTS (incls Items 4-12 below)	89887	89887	89887	89887	89887	89887	89887	89887	89887	89887	89887
4	PLUG	49220	49220	49220	49220	49220	49220	49220	49220	49220	49220	49220
5	CABLE CLAMP	49221	49221	49221	49221	49221	49221	49221	49221	49221	49221	49221
6	8-32 ACORN NUT SS	12385	12385	12385	12385	12385	12385	12385	12385	12385	12385	12385
7	8-32 X 1/2 PH PAN W/SEMS	47124	47124	47124	47124	47124	47124	47124	47124	47124	47124	47124
8	SWITCH BRACKET	69828	69828	69828	69828	69828	69828	69828	69828	69828	69828	69828
9	E-STOP CONTROL STATION	69829	69829	69829	69829	69829	69829	69829	69829	69829	69829	69829
10	SAFETY SWITCH LABEL	77901	77901	77901	77901	77901	77901	77901	77901	77901	77901	77901
11	CORDGRIP, STRAIGHT	55234	55234	55234	55234	55234	55234	55234	55234	55234	55234	55234
12	CABLE ASSEMBLY	89889	89889	89889	89889	89889	89889	89889	89889	89889	89889	89889
13	WIRE CLIP, 3/8 IN.	55274	55274	55274	55274	55274	55274	55274	55274	55274	55274	55274
14	10-24 X 3/8 PAN HD PH T23	38111	38111	38111	38111	38111	38111	38111	38111	38111	38111	38111
15	DRAIN PLUG ASSEMBLY	89440	89440	89440	89440	89440	89440	89440	89440	89440	89440	89440
16	DRAIN VALVE	89014	89014	89014	89014	89014	89014	89014	89014	89014	89014	89014
17	DRIP TRAY/TANK COVER			89218	89218	89218	89225			89218	89218	89825



Cabinet Exterior – Parts List

Item	Part Description	Part Number										
		8047D	8048D	8049D	8050D	8051D	8066	8068	8068FL	8073	8073BF	8075
1	POWER HEAD ASSY	8060	8061	8063	8064	8062	8067	8069	8069FL	8074	8074BF	8067
2	TANK & CABNT ASSY W/DRAIN	89056	89056	89230	89330	89230	89330	89812	89866	89857	89857	89824
3	SWITCH BOX COMPONENTS (incls Items 4-12 below)	89887	89887	89887	89887	89887	89887	89887	89887	89887	89887	89887
4	PLUG	49220	49220	49220	49220	49220	49220	49220	49220	49220	49220	49220
5	CABLE CLAMP	49221	49221	49221	49221	49221	49221	49221	49221	49221	49221	49221
6	8-32 ACORN NUT SS	12385	12385	12385	12385	12385	12385	12385	12385	12385	12385	12385
7	8-32 X 1/2 PH PAN W/SEMS	47124	47124	47124	47124	47124	47124	47124	47124	47124	47124	47124
8	SWITCH BRACKET	69828	69828	69828	69828	69828	69828	69828	69828	69828	69828	69828
9	E-STOP CONTROL STATION	69829	69829	69829	69829	69829	69829	69829	69829	69829	69829	69829
10	SAFETY SWITCH LABEL	77901	77901	77901	77901	77901	77901	77901	77901	77901	77901	77901
11	CORDGRIP, STRAIGHT	55234	55234	55234	55234	55234	55234	55234	55234	55234	55234	55234
12	CABLE ASSEMBLY	89889	89889	89889	89889	89889	89889	89889	89889	89889	89889	89889
13	WIRE CLIP, 3/8 IN.	55274	55274	55274	55274	55274	55274	55274	55274	55274	55274	55274
14	10-24 X 3/8 PAN HD PH T23	38111	38111	38111	38111	38111	38111	38111	38111	38111	38111	38111
15	DRAIN PLUG ASSEMBLY	89440	89440	89440	89440	89440	89440	89440	89440	89440	89440	89440
16	DRAIN VALVE	89014	89014	89014	89014	89014	89014	89014	89014	89014	89014	89014
17	DRIP TRAY/TANK COVER			89218	89218	89218	89225			89218	89218	89825



Cabinet Exterior – Parts List

Item	Part Description	Part Number										
		8047D	8048D	8049D	8050D	8051D	8066	8068	8068FL	8073	8073BF	8075
1	POWER HEAD ASSY	8060	8061	8063	8064	8062	8067	8069	8069FL	8074	8074BF	8067
2	TANK & CABNT ASSY W/DRAIN	89056	89056	89230	89330	89230	89330	89812	89866	89857	89857	89824
3	SWITCH BOX COMPONENTS (incls Items 4-12 below)	89887	89887	89887	89887	89887	89887	89887	89887	89887	89887	89887
4	PLUG	49220	49220	49220	49220	49220	49220	49220	49220	49220	49220	49220
5	CABLE CLAMP	49221	49221	49221	49221	49221	49221	49221	49221	49221	49221	49221
6	8-32 ACORN NUT SS	12385	12385	12385	12385	12385	12385	12385	12385	12385	12385	12385
7	8-32 X 1/2 PH PAN W/SEMS	47124	47124	47124	47124	47124	47124	47124	47124	47124	47124	47124
8	SWITCH BRACKET	69828	69828	69828	69828	69828	69828	69828	69828	69828	69828	69828
9	E-STOP CONTROL STATION	69829	69829	69829	69829	69829	69829	69829	69829	69829	69829	69829
10	SAFETY SWITCH LABEL	77901	77901	77901	77901	77901	77901	77901	77901	77901	77901	77901
11	CORDGRIP, STRAIGHT	55234	55234	55234	55234	55234	55234	55234	55234	55234	55234	55234
12	CABLE ASSEMBLY	89889	89889	89889	89889	89889	89889	89889	89889	89889	89889	89889
13	WIRE CLIP, 3/8 IN.	55274	55274	55274	55274	55274	55274	55274	55274	55274	55274	55274
14	10-24 X 3/8 PAN HD PH T23	38111	38111	38111	38111	38111	38111	38111	38111	38111	38111	38111
15	DRAIN PLUG ASSEMBLY	89440	89440	89440	89440	89440	89440	89440	89440	89440	89440	89440
16	DRAIN VALVE	89014	89014	89014	89014	89014	89014	89014	89014	89014	89014	89014
17	DRIP TRAY/TANK COVER			89218	89218	89218	89225			89218	89218	89825



Cabinet Exterior – Parts List

Item	Part Description	Part Number										
		8047D	8048D	8049D	8050D	8051D	8066	8068	8068FL	8073	8073BF	8075
1	POWER HEAD ASSY	8060	8061	8063	8064	8062	8067	8069	8069FL	8074	8074BF	8067
2	TANK & CABNT ASSY W/DRAIN	89056	89056	89230	89330	89230	89330	89812	89866	89857	89857	89824
3	SWITCH BOX COMPONENTS (incls Items 4-12 below)	89887	89887	89887	89887	89887	89887	89887	89887	89887	89887	89887
4	PLUG	49220	49220	49220	49220	49220	49220	49220	49220	49220	49220	49220
5	CABLE CLAMP	49221	49221	49221	49221	49221	49221	49221	49221	49221	49221	49221
6	8-32 ACORN NUT SS	12385	12385	12385	12385	12385	12385	12385	12385	12385	12385	12385
7	8-32 X 1/2 PH PAN W/SEMS	47124	47124	47124	47124	47124	47124	47124	47124	47124	47124	47124
8	SWITCH BRACKET	69828	69828	69828	69828	69828	69828	69828	69828	69828	69828	69828
9	E-STOP CONTROL STATION	69829	69829	69829	69829	69829	69829	69829	69829	69829	69829	69829
10	SAFETY SWITCH LABEL	77901	77901	77901	77901	77901	77901	77901	77901	77901	77901	77901
11	CORDGRIP, STRAIGHT	55234	55234	55234	55234	55234	55234	55234	55234	55234	55234	55234
12	CABLE ASSEMBLY	89889	89889	89889	89889	89889	89889	89889	89889	89889	89889	89889
13	WIRE CLIP, 3/8 IN.	55274	55274	55274	55274	55274	55274	55274	55274	55274	55274	55274
14	10-24 X 3/8 PAN HD PH T23	38111	38111	38111	38111	38111	38111	38111	38111	38111	38111	38111
15	DRAIN PLUG ASSEMBLY	89440	89440	89440	89440	89440	89440	89440	89440	89440	89440	89440
16	DRAIN VALVE	89014	89014	89014	89014	89014	89014	89014	89014	89014	89014	89014
17	DRIP TRAY/TANK COVER			89218	89218	89218	89225			89218	89218	89825



Cabinet Exterior – Parts List

Item	Part Description	Part Number										
		8047D	8048D	8049D	8050D	8051D	8066	8068	8068FL	8073	8073BF	8075
1	POWER HEAD ASSY	8060	8061	8063	8064	8062	8067	8069	8069FL	8074	8074BF	8067
2	TANK & CABNT ASSY W/DRAIN	89056	89056	89230	89330	89230	89330	89812	89866	89857	89857	89824
3	SWITCH BOX COMPONENTS (incls Items 4-12 below)	89887	89887	89887	89887	89887	89887	89887	89887	89887	89887	89887
4	PLUG	49220	49220	49220	49220	49220	49220	49220	49220	49220	49220	49220
5	CABLE CLAMP	49221	49221	49221	49221	49221	49221	49221	49221	49221	49221	49221
6	8-32 ACORN NUT SS	12385	12385	12385	12385	12385	12385	12385	12385	12385	12385	12385
7	8-32 X 1/2 PH PAN W/SEMS	47124	47124	47124	47124	47124	47124	47124	47124	47124	47124	47124
8	SWITCH BRACKET	69828	69828	69828	69828	69828	69828	69828	69828	69828	69828	69828
9	E-STOP CONTROL STATION	69829	69829	69829	69829	69829	69829	69829	69829	69829	69829	69829
10	SAFETY SWITCH LABEL	77901	77901	77901	77901	77901	77901	77901	77901	77901	77901	77901
11	CORDGRIP, STRAIGHT	55234	55234	55234	55234	55234	55234	55234	55234	55234	55234	55234
12	CABLE ASSEMBLY	89889	89889	89889	89889	89889	89889	89889	89889	89889	89889	89889
13	WIRE CLIP, 3/8 IN.	55274	55274	55274	55274	55274	55274	55274	55274	55274	55274	55274
14	10-24 X 3/8 PAN HD PH T23	38111	38111	38111	38111	38111	38111	38111	38111	38111	38111	38111
15	DRAIN PLUG ASSEMBLY	89440	89440	89440	89440	89440	89440	89440	89440	89440	89440	89440
16	DRAIN VALVE	89014	89014	89014	89014	89014	89014	89014	89014	89014	89014	89014
17	DRIP TRAY/TANK COVER			89218	89218	89218	89225			89218	89218	89825



Cabinet Exterior – Parts List

Item	Part Description	Part Number										
		8047D	8048D	8049D	8050D	8051D	8066	8068	8068FL	8073	8073BF	8075
1	POWER HEAD ASSY	8060	8061	8063	8064	8062	8067	8069	8069FL	8074	8074BF	8067
2	TANK & CABNT ASSY W/DRAIN	89056	89056	89230	89330	89230	89330	89812	89866	89857	89857	89824
3	SWITCH BOX COMPONENTS (incls Items 4-12 below)	89887	89887	89887	89887	89887	89887	89887	89887	89887	89887	89887
4	PLUG	49220	49220	49220	49220	49220	49220	49220	49220	49220	49220	49220
5	CABLE CLAMP	49221	49221	49221	49221	49221	49221	49221	49221	49221	49221	49221
6	8-32 ACORN NUT SS	12385	12385	12385	12385	12385	12385	12385	12385	12385	12385	12385
7	8-32 X 1/2 PH PAN W/SEMS	47124	47124	47124	47124	47124	47124	47124	47124	47124	47124	47124
8	SWITCH BRACKET	69828	69828	69828	69828	69828	69828	69828	69828	69828	69828	69828
9	E-STOP CONTROL STATION	69829	69829	69829	69829	69829	69829	69829	69829	69829	69829	69829
10	SAFETY SWITCH LABEL	77901	77901	77901	77901	77901	77901	77901	77901	77901	77901	77901
11	CORDGRIP, STRAIGHT	55234	55234	55234	55234	55234	55234	55234	55234	55234	55234	55234
12	CABLE ASSEMBLY	89889	89889	89889	89889	89889	89889	89889	89889	89889	89889	89889
13	WIRE CLIP, 3/8 IN.	55274	55274	55274	55274	55274	55274	55274	55274	55274	55274	55274
14	10-24 X 3/8 PAN HD PH T23	38111	38111	38111	38111	38111	38111	38111	38111	38111	38111	38111
15	DRAIN PLUG ASSEMBLY	89440	89440	89440	89440	89440	89440	89440	89440	89440	89440	89440
16	DRAIN VALVE	89014	89014	89014	89014	89014	89014	89014	89014	89014	89014	89014
17	DRIP TRAY/TANK COVER			89218	89218	89218	89225			89218	89218	89825



Cabinet Exterior – Parts List

Item	Part Description	Part Number										
		8047D	8048D	8049D	8050D	8051D	8066	8068	8068FL	8073	8073BF	8075
1	POWER HEAD ASSY	8060	8061	8063	8064	8062	8067	8069	8069FL	8074	8074BF	8067
2	TANK & CABNT ASSY W/DRAIN	89056	89056	89230	89330	89230	89330	89812	89866	89857	89857	89824
3	SWITCH BOX COMPONENTS (incls Items 4-12 below)	89887	89887	89887	89887	89887	89887	89887	89887	89887	89887	89887
4	PLUG	49220	49220	49220	49220	49220	49220	49220	49220	49220	49220	49220
5	CABLE CLAMP	49221	49221	49221	49221	49221	49221	49221	49221	49221	49221	49221
6	8-32 ACORN NUT SS	12385	12385	12385	12385	12385	12385	12385	12385	12385	12385	12385
7	8-32 X 1/2 PH PAN W/SEMS	47124	47124	47124	47124	47124	47124	47124	47124	47124	47124	47124
8	SWITCH BRACKET	69828	69828	69828	69828	69828	69828	69828	69828	69828	69828	69828
9	E-STOP CONTROL STATION	69829	69829	69829	69829	69829	69829	69829	69829	69829	69829	69829
10	SAFETY SWITCH LABEL	77901	77901	77901	77901	77901	77901	77901	77901	77901	77901	77901
11	CORDGRIP, STRAIGHT	55234	55234	55234	55234	55234	55234	55234	55234	55234	55234	55234
12	CABLE ASSEMBLY	89889	89889	89889	89889	89889	89889	89889	89889	89889	89889	89889
13	WIRE CLIP, 3/8 IN.	55274	55274	55274	55274	55274	55274	55274	55274	55274	55274	55274
14	10-24 X 3/8 PAN HD PH T23	38111	38111	38111	38111	38111	38111	38111	38111	38111	38111	38111
15	DRAIN PLUG ASSEMBLY	89440	89440	89440	89440	89440	89440	89440	89440	89440	89440	89440
16	DRAIN VALVE	89014	89014	89014	89014	89014	89014	89014	89014	89014	89014	89014
17	DRIP TRAY/TANK COVER			89218	89218	89218	89225			89218	89218	89825



Cabinet Exterior – Parts List

Item	Part Description	Part Number										
		8047D	8048D	8049D	8050D	8051D	8066	8068	8068FL	8073	8073BF	8075
1	POWER HEAD ASSY	8060	8061	8063	8064	8062	8067	8069	8069FL	8074	8074BF	8067
2	TANK & CABNT ASSY W/DRAIN	89056	89056	89230	89330	89230	89330	89812	89866	89857	89857	89824
3	SWITCH BOX COMPONENTS (incls Items 4-12 below)	89887	89887	89887	89887	89887	89887	89887	89887	89887	89887	89887
4	PLUG	49220	49220	49220	49220	49220	49220	49220	49220	49220	49220	49220
5	CABLE CLAMP	49221	49221	49221	49221	49221	49221	49221	49221	49221	49221	49221
6	8-32 ACORN NUT SS	12385	12385	12385	12385	12385	12385	12385	12385	12385	12385	12385
7	8-32 X 1/2 PH PAN W/SEMS	47124	47124	47124	47124	47124	47124	47124	47124	47124	47124	47124
8	SWITCH BRACKET	69828	69828	69828	69828	69828	69828	69828	69828	69828	69828	69828
9	E-STOP CONTROL STATION	69829	69829	69829	69829	69829	69829	69829	69829	69829	69829	69829
10	SAFETY SWITCH LABEL	77901	77901	77901	77901	77901	77901	77901	77901	77901	77901	77901
11	CORDGRIP, STRAIGHT	55234	55234	55234	55234	55234	55234	55234	55234	55234	55234	55234
12	CABLE ASSEMBLY	89889	89889	89889	89889	89889	89889	89889	89889	89889	89889	89889
13	WIRE CLIP, 3/8 IN.	55274	55274	55274	55274	55274	55274	55274	55274	55274	55274	55274
14	10-24 X 3/8 PAN HD PH T23	38111	38111	38111	38111	38111	38111	38111	38111	38111	38111	38111
15	DRAIN PLUG ASSEMBLY	89440	89440	89440	89440	89440	89440	89440	89440	89440	89440	89440
16	DRAIN VALVE	89014	89014	89014	89014	89014	89014	89014	89014	89014	89014	89014
17	DRIP TRAY/TANK COVER			89218	89218	89218	89225			89218	89218	89825



Cabinet Exterior – Parts List

Item	Part Description	Part Number										
		8047D	8048D	8049D	8050D	8051D	8066	8068	8068FL	8073	8073BF	8075
1	POWER HEAD ASSY	8060	8061	8063	8064	8062	8067	8069	8069FL	8074	8074BF	8067
2	TANK & CABNT ASSY W/DRAIN	89056	89056	89230	89330	89230	89330	89812	89866	89857	89857	89824
3	SWITCH BOX COMPONENTS (incls Items 4-12 below)	89887	89887	89887	89887	89887	89887	89887	89887	89887	89887	89887
4	PLUG	49220	49220	49220	49220	49220	49220	49220	49220	49220	49220	49220
5	CABLE CLAMP	49221	49221	49221	49221	49221	49221	49221	49221	49221	49221	49221
6	8-32 ACORN NUT SS	12385	12385	12385	12385	12385	12385	12385	12385	12385	12385	12385
7	8-32 X 1/2 PH PAN W/SEMS	47124	47124	47124	47124	47124	47124	47124	47124	47124	47124	47124
8	SWITCH BRACKET	69828	69828	69828	69828	69828	69828	69828	69828	69828	69828	69828
9	E-STOP CONTROL STATION	69829	69829	69829	69829	69829	69829	69829	69829	69829	69829	69829
10	SAFETY SWITCH LABEL	77901	77901	77901	77901	77901	77901	77901	77901	77901	77901	77901
11	CORDGRIP, STRAIGHT	55234	55234	55234	55234	55234	55234	55234	55234	55234	55234	55234
12	CABLE ASSEMBLY	89889	89889	89889	89889	89889	89889	89889	89889	89889	89889	89889
13	WIRE CLIP, 3/8 IN.	55274	55274	55274	55274	55274	55274	55274	55274	55274	55274	55274
14	10-24 X 3/8 PAN HD PH T23	38111	38111	38111	38111	38111	38111	38111	38111	38111	38111	38111
15	DRAIN PLUG ASSEMBLY	89440	89440	89440	89440	89440	89440	89440	89440	89440	89440	89440
16	DRAIN VALVE	89014	89014	89014	89014	89014	89014	89014	89014	89014	89014	89014
17	DRIP TRAY/TANK COVER			89218	89218	89218	89225			89218	89218	89825



Cabinet Exterior – Parts List

Item	Part Description	Part Number										
		8047D	8048D	8049D	8050D	8051D	8066	8068	8068FL	8073	8073BF	8075
1	POWER HEAD ASSY	8060	8061	8063	8064	8062	8067	8069	8069FL	8074	8074BF	8067
2	TANK & CABNT ASSY W/DRAIN	89056	89056	89230	89330	89230	89330	89812	89866	89857	89857	89824
3	SWITCH BOX COMPONENTS (incls Items 4-12 below)	89887	89887	89887	89887	89887	89887	89887	89887	89887	89887	89887
4	PLUG	49220	49220	49220	49220	49220	49220	49220	49220	49220	49220	49220
5	CABLE CLAMP	49221	49221	49221	49221	49221	49221	49221	49221	49221	49221	49221
6	8-32 ACORN NUT SS	12385	12385	12385	12385	12385	12385	12385	12385	12385	12385	12385
7	8-32 X 1/2 PH PAN W/SEMS	47124	47124	47124	47124	47124	47124	47124	47124	47124	47124	47124
8	SWITCH BRACKET	69828	69828	69828	69828	69828	69828	69828	69828	69828	69828	69828
9	E-STOP CONTROL STATION	69829	69829	69829	69829	69829	69829	69829	69829	69829	69829	69829
10	SAFETY SWITCH LABEL	77901	77901	77901	77901	77901	77901	77901	77901	77901	77901	77901
11	CORDGRIP, STRAIGHT	55234	55234	55234	55234	55234	55234	55234	55234	55234	55234	55234
12	CABLE ASSEMBLY	89889	89889	89889	89889	89889	89889	89889	89889	89889	89889	89889
13	WIRE CLIP, 3/8 IN.	55274	55274	55274	55274	55274	55274	55274	55274	55274	55274	55274
14	10-24 X 3/8 PAN HD PH T23	38111	38111	38111	38111	38111	38111	38111	38111	38111	38111	38111
15	DRAIN PLUG ASSEMBLY	89440	89440	89440	89440	89440	89440	89440	89440	89440	89440	89440
16	DRAIN VALVE	89014	89014	89014	89014	89014	89014	89014	89014	89014	89014	89014
17	DRIP TRAY/TANK COVER			89218	89218	89218	89225			89218	89218	89825



Cabinet Exterior – Parts List

Item	Part Description	Part Number										
		8047D	8048D	8049D	8050D	8051D	8066	8068	8068FL	8073	8073BF	8075
1	POWER HEAD ASSY	8060	8061	8063	8064	8062	8067	8069	8069FL	8074	8074BF	8067
2	TANK & CABNT ASSY W/DRAIN	89056	89056	89230	89330	89230	89330	89812	89866	89857	89857	89824
3	SWITCH BOX COMPONENTS (incls Items 4-12 below)	89887	89887	89887	89887	89887	89887	89887	89887	89887	89887	89887
4	PLUG	49220	49220	49220	49220	49220	49220	49220	49220	49220	49220	49220
5	CABLE CLAMP	49221	49221	49221	49221	49221	49221	49221	49221	49221	49221	49221
6	8-32 ACORN NUT SS	12385	12385	12385	12385	12385	12385	12385	12385	12385	12385	12385
7	8-32 X 1/2 PH PAN W/SEMS	47124	47124	47124	47124	47124	47124	47124	47124	47124	47124	47124
8	SWITCH BRACKET	69828	69828	69828	69828	69828	69828	69828	69828	69828	69828	69828
9	E-STOP CONTROL STATION	69829	69829	69829	69829	69829	69829	69829	69829	69829	69829	69829
10	SAFETY SWITCH LABEL	77901	77901	77901	77901	77901	77901	77901	77901	77901	77901	77901
11	CORDGRIP, STRAIGHT	55234	55234	55234	55234	55234	55234	55234	55234	55234	55234	55234
12	CABLE ASSEMBLY	89889	89889	89889	89889	89889	89889	89889	89889	89889	89889	89889
13	WIRE CLIP, 3/8 IN.	55274	55274	55274	55274	55274	55274	55274	55274	55274	55274	55274
14	10-24 X 3/8 PAN HD PH T23	38111	38111	38111	38111	38111	38111	38111	38111	38111	38111	38111
15	DRAIN PLUG ASSEMBLY	89440	89440	89440	89440	89440	89440	89440	89440	89440	89440	89440
16	DRAIN VALVE	89014	89014	89014	89014	89014	89014	89014	89014	89014	89014	89014
17	DRIP TRAY/TANK COVER			89218	89218	89218	89225			89218	89218	89825



Cabinet Exterior – Parts List

Item	Part Description	Part Number										
		8047D	8048D	8049D	8050D	8051D	8066	8068	8068FL	8073	8073BF	8075
1	POWER HEAD ASSY	8060	8061	8063	8064	8062	8067	8069	8069FL	8074	8074BF	8067
2	TANK & CABNT ASSY W/DRAIN	89056	89056	89230	89330	89230	89330	89812	89866	89857	89857	89824
3	SWITCH BOX COMPONENTS (incls Items 4-12 below)	89887	89887	89887	89887	89887	89887	89887	89887	89887	89887	89887
4	PLUG	49220	49220	49220	49220	49220	49220	49220	49220	49220	49220	49220
5	CABLE CLAMP	49221	49221	49221	49221	49221	49221	49221	49221	49221	49221	49221
6	8-32 ACORN NUT SS	12385	12385	12385	12385	12385	12385	12385	12385	12385	12385	12385
7	8-32 X 1/2 PH PAN W/SEMS	47124	47124	47124	47124	47124	47124	47124	47124	47124	47124	47124
8	SWITCH BRACKET	69828	69828	69828	69828	69828	69828	69828	69828	69828	69828	69828
9	E-STOP CONTROL STATION	69829	69829	69829	69829	69829	69829	69829	69829	69829	69829	69829
10	SAFETY SWITCH LABEL	77901	77901	77901	77901	77901	77901	77901	77901	77901	77901	77901
11	CORDGRIP, STRAIGHT	55234	55234	55234	55234	55234	55234	55234	55234	55234	55234	55234
12	CABLE ASSEMBLY	89889	89889	89889	89889	89889	89889	89889	89889	89889	89889	89889
13	WIRE CLIP, 3/8 IN.	55274	55274	55274	55274	55274	55274	55274	55274	55274	55274	55274
14	10-24 X 3/8 PAN HD PH T23	38111	38111	38111	38111	38111	38111	38111	38111	38111	38111	38111
15	DRAIN PLUG ASSEMBLY	89440	89440	89440	89440	89440	89440	89440	89440	89440	89440	89440
16	DRAIN VALVE	89014	89014	89014	89014	89014	89014	89014	89014	89014	89014	89014
17	DRIP TRAY/TANK COVER			89218	89218	89218	89225			89218	89218	89825



Cabinet Exterior – Parts List

Item	Part Description	Part Number										
		8047D	8048D	8049D	8050D	8051D	8066	8068	8068FL	8073	8073BF	8075
1	POWER HEAD ASSY	8060	8061	8063	8064	8062	8067	8069	8069FL	8074	8074BF	8067
2	TANK & CABNT ASSY W/DRAIN	89056	89056	89230	89330	89230	89330	89812	89866	89857	89857	89824
3	SWITCH BOX COMPONENTS (incls Items 4-12 below)	89887	89887	89887	89887	89887	89887	89887	89887	89887	89887	89887
4	PLUG	49220	49220	49220	49220	49220	49220	49220	49220	49220	49220	49220
5	CABLE CLAMP	49221	49221	49221	49221	49221	49221	49221	49221	49221	49221	49221
6	8-32 ACORN NUT SS	12385	12385	12385	12385	12385	12385	12385	12385	12385	12385	12385
7	8-32 X 1/2 PH PAN W/SEMS	47124	47124	47124	47124	47124	47124	47124	47124	47124	47124	47124
8	SWITCH BRACKET	69828	69828	69828	69828	69828	69828	69828	69828	69828	69828	69828
9	E-STOP CONTROL STATION	69829	69829	69829	69829	69829	69829	69829	69829	69829	69829	69829
10	SAFETY SWITCH LABEL	77901	77901	77901	77901	77901	77901	77901	77901	77901	77901	77901
11	CORDGRIP, STRAIGHT	55234	55234	55234	55234	55234	55234	55234	55234	55234	55234	55234
12	CABLE ASSEMBLY	89889	89889	89889	89889	89889	89889	89889	89889	89889	89889	89889
13	WIRE CLIP, 3/8 IN.	55274	55274	55274	55274	55274	55274	55274	55274	55274	55274	55274
14	10-24 X 3/8 PAN HD PH T23	38111	38111	38111	38111	38111	38111	38111	38111	38111	38111	38111
15	DRAIN PLUG ASSEMBLY	89440	89440	89440	89440	89440	89440	89440	89440	89440	89440	89440
16	DRAIN VALVE	89014	89014	89014	89014	89014	89014	89014	89014	89014	89014	89014
17	DRIP TRAY/TANK COVER			89218	89218	89218	89225			89218	89218	89825



Cabinet Exterior – Parts List

Item	Part Description	Part Number										
		8047D	8048D	8049D	8050D	8051D	8066	8068	8068FL	8073	8073BF	8075
1	POWER HEAD ASSY	8060	8061	8063	8064	8062	8067	8069	8069FL	8074	8074BF	8067
2	TANK & CABNT ASSY W/DRAIN	89056	89056	89230	89330	89230	89330	89812	89866	89857	89857	89824
3	SWITCH BOX COMPONENTS (incls Items 4-12 below)	89887	89887	89887	89887	89887	89887	89887	89887	89887	89887	89887
4	PLUG	49220	49220	49220	49220	49220	49220	49220	49220	49220	49220	49220
5	CABLE CLAMP	49221	49221	49221	49221	49221	49221	49221	49221	49221	49221	49221
6	8-32 ACORN NUT SS	12385	12385	12385	12385	12385	12385	12385	12385	12385	12385	12385
7	8-32 X 1/2 PH PAN W/SEMS	47124	47124	47124	47124	47124	47124	47124	47124	47124	47124	47124
8	SWITCH BRACKET	69828	69828	69828	69828	69828	69828	69828	69828	69828	69828	69828
9	E-STOP CONTROL STATION	69829	69829	69829	69829	69829	69829	69829	69829	69829	69829	69829
10	SAFETY SWITCH LABEL	77901	77901	77901	77901	77901	77901	77901	77901	77901	77901	77901
11	CORDGRIP, STRAIGHT	55234	55234	55234	55234	55234	55234	55234	55234	55234	55234	55234
12	CABLE ASSEMBLY	89889	89889	89889	89889	89889	89889	89889	89889	89889	89889	89889
13	WIRE CLIP, 3/8 IN.	55274	55274	55274	55274	55274	55274	55274	55274	55274	55274	55274
14	10-24 X 3/8 PAN HD PH T23	38111	38111	38111	38111	38111	38111	38111	38111	38111	38111	38111
15	DRAIN PLUG ASSEMBLY	89440	89440	89440	89440	89440	89440	89440	89440	89440	89440	89440
16	DRAIN VALVE	89014	89014	89014	89014	89014	89014	89014	89014	89014	89014	89014
17	DRIP TRAY/TANK COVER			89218	89218	89218	89225			89218	89218	89825



Cabinet Exterior – Parts List

Item	Part Description	Part Number										
		8047D	8048D	8049D	8050D	8051D	8066	8068	8068FL	8073	8073BF	8075
1	POWER HEAD ASSY	8060	8061	8063	8064	8062	8067	8069	8069FL	8074	8074BF	8067
2	TANK & CABNT ASSY W/DRAIN	89056	89056	89230	89330	89230	89330	89812	89866	89857	89857	89824
3	SWITCH BOX COMPONENTS (incls Items 4-12 below)	89887	89887	89887	89887	89887	89887	89887	89887	89887	89887	89887
4	PLUG	49220	49220	49220	49220	49220	49220	49220	49220	49220	49220	49220
5	CABLE CLAMP	49221	49221	49221	49221	49221	49221	49221	49221	49221	49221	49221
6	8-32 ACORN NUT SS	12385	12385	12385	12385	12385	12385	12385	12385	12385	12385	12385
7	8-32 X 1/2 PH PAN W/SEMS	47124	47124	47124	47124	47124	47124	47124	47124	47124	47124	47124
8	SWITCH BRACKET	69828	69828	69828	69828	69828	69828	69828	69828	69828	69828	69828
9	E-STOP CONTROL STATION	69829	69829	69829	69829	69829	69829	69829	69829	69829	69829	69829
10	SAFETY SWITCH LABEL	77901	77901	77901	77901	77901	77901	77901	77901	77901	77901	77901
11	CORDGRIP, STRAIGHT	55234	55234	55234	55234	55234	55234	55234	55234	55234	55234	55234
12	CABLE ASSEMBLY	89889	89889	89889	89889	89889	89889	89889	89889	89889	89889	89889
13	WIRE CLIP, 3/8 IN.	55274	55274	55274	55274	55274	55274	55274	55274	55274	55274	55274
14	10-24 X 3/8 PAN HD PH T23	38111	38111	38111	38111	38111	38111	38111	38111	38111	38111	38111
15	DRAIN PLUG ASSEMBLY	89440	89440	89440	89440	89440	89440	89440	89440	89440	89440	89440
16	DRAIN VALVE	89014	89014	89014	89014	89014	89014	89014	89014	89014	89014	89014
17	DRIP TRAY/TANK COVER			89218	89218	89218	89225			89218	89218	89825



Cabinet Exterior – Parts List

Item	Part Description	Part Number										
		8047D	8048D	8049D	8050D	8051D	8066	8068	8068FL	8073	8073BF	8075
1	POWER HEAD ASSY	8060	8061	8063	8064	8062	8067	8069	8069FL	8074	8074BF	8067
2	TANK & CABNT ASSY W/DRAIN	89056	89056	89230	89330	89230	89330	89812	89866	89857	89857	89824
3	SWITCH BOX COMPONENTS (incls Items 4-12 below)	89887	89887	89887	89887	89887	89887	89887	89887	89887	89887	89887
4	PLUG	49220	49220	49220	49220	49220	49220	49220	49220	49220	49220	49220
5	CABLE CLAMP	49221	49221	49221	49221	49221	49221	49221	49221	49221	49221	49221
6	8-32 ACORN NUT SS	12385	12385	12385	12385	12385	12385	12385	12385	12385	12385	12385
7	8-32 X 1/2 PH PAN W/SEMS	47124	47124	47124	47124	47124	47124	47124	47124	47124	47124	47124
8	SWITCH BRACKET	69828	69828	69828	69828	69828	69828	69828	69828	69828	69828	69828
9	E-STOP CONTROL STATION	69829	69829	69829	69829	69829	69829	69829	69829	69829	69829	69829
10	SAFETY SWITCH LABEL	77901	77901	77901	77901	77901	77901	77901	77901	77901	77901	77901
11	CORDGRIP, STRAIGHT	55234	55234	55234	55234	55234	55234	55234	55234	55234	55234	55234
12	CABLE ASSEMBLY	89889	89889	89889	89889	89889	89889	89889	89889	89889	89889	89889
13	WIRE CLIP, 3/8 IN.	55274	55274	55274	55274	55274	55274	55274	55274	55274	55274	55274
14	10-24 X 3/8 PAN HD PH T23	38111	38111	38111	38111	38111	38111	38111	38111	38111	38111	38111
15	DRAIN PLUG ASSEMBLY	89440	89440	89440	89440	89440	89440	89440	89440	89440	89440	89440
16	DRAIN VALVE	89014	89014	89014	89014	89014	89014	89014	89014	89014	89014	89014
17	DRIP TRAY/TANK COVER			89218	89218	89218	89225			89218	89218	89825



Cabinet Exterior – Parts List

Item	Part Description	Part Number										
		8047D	8048D	8049D	8050D	8051D	8066	8068	8068FL	8073	8073BF	8075
1	POWER HEAD ASSY	8060	8061	8063	8064	8062	8067	8069	8069FL	8074	8074BF	8067
2	TANK & CABNT ASSY W/DRAIN	89056	89056	89230	89330	89230	89330	89812	89866	89857	89857	89824
3	SWITCH BOX COMPONENTS (incls Items 4-12 below)	89887	89887	89887	89887	89887	89887	89887	89887	89887	89887	89887
4	PLUG	49220	49220	49220	49220	49220	49220	49220	49220	49220	49220	49220
5	CABLE CLAMP	49221	49221	49221	49221	49221	49221	49221	49221	49221	49221	49221
6	8-32 ACORN NUT SS	12385	12385	12385	12385	12385	12385	12385	12385	12385	12385	12385
7	8-32 X 1/2 PH PAN W/SEMS	47124	47124	47124	47124	47124	47124	47124	47124	47124	47124	47124
8	SWITCH BRACKET	69828	69828	69828	69828	69828	69828	69828	69828	69828	69828	69828
9	E-STOP CONTROL STATION	69829	69829	69829	69829	69829	69829	69829	69829	69829	69829	69829
10	SAFETY SWITCH LABEL	77901	77901	77901	77901	77901	77901	77901	77901	77901	77901	77901
11	CORDGRIP, STRAIGHT	55234	55234	55234	55234	55234	55234	55234	55234	55234	55234	55234
12	CABLE ASSEMBLY	89889	89889	89889	89889	89889	89889	89889	89889	89889	89889	89889
13	WIRE CLIP, 3/8 IN.	55274	55274	55274	55274	55274	55274	55274	55274	55274	55274	55274
14	10-24 X 3/8 PAN HD PH T23	38111	38111	38111	38111	38111	38111	38111	38111	38111	38111	38111
15	DRAIN PLUG ASSEMBLY	89440	89440	89440	89440	89440	89440	89440	89440	89440	89440	89440
16	DRAIN VALVE	89014	89014	89014	89014	89014	89014	89014	89014	89014	89014	89014
17	DRIP TRAY/TANK COVER			89218	89218	89218	89225			89218	89218	89825



Cabinet Exterior – Parts List

Item	Part Description	Part Number										
		8047D	8048D	8049D	8050D	8051D	8066	8068	8068FL	8073	8073BF	8075
1	POWER HEAD ASSY	8060	8061	8063	8064	8062	8067	8069	8069FL	8074	8074BF	8067
2	TANK & CABNT ASSY W/DRAIN	89056	89056	89230	89330	89230	89330	89812	89866	89857	89857	89824
3	SWITCH BOX COMPONENTS (incls Items 4-12 below)	89887	89887	89887	89887	89887	89887	89887	89887	89887	89887	89887
4	PLUG	49220	49220	49220	49220	49220	49220	49220	49220	49220	49220	49220
5	CABLE CLAMP	49221	49221	49221	49221	49221	49221	49221	49221	49221	49221	49221
6	8-32 ACORN NUT SS	12385	12385	12385	12385	12385	12385	12385	12385	12385	12385	12385
7	8-32 X 1/2 PH PAN W/SEMS	47124	47124	47124	47124	47124	47124	47124	47124	47124	47124	47124
8	SWITCH BRACKET	69828	69828	69828	69828	69828	69828	69828	69828	69828	69828	69828
9	E-STOP CONTROL STATION	69829	69829	69829	69829	69829	69829	69829	69829	69829	69829	69829
10	SAFETY SWITCH LABEL	77901	77901	77901	77901	77901	77901	77901	77901	77901	77901	77901
11	CORDGRIP, STRAIGHT	55234	55234	55234	55234	55234	55234	55234	55234	55234	55234	55234
12	CABLE ASSEMBLY	89889	89889	89889	89889	89889	89889	89889	89889	89889	89889	89889
13	WIRE CLIP, 3/8 IN.	55274	55274	55274	55274	55274	55274	55274	55274	55274	55274	55274
14	10-24 X 3/8 PAN HD PH T23	38111	38111	38111	38111	38111	38111	38111	38111	38111	38111	38111
15	DRAIN PLUG ASSEMBLY	89440	89440	89440	89440	89440	89440	89440	89440	89440	89440	89440
16	DRAIN VALVE	89014	89014	89014	89014	89014	89014	89014	89014	89014	89014	89014
17	DRIP TRAY/TANK COVER			89218	89218	89218	89225			89218	89218	89825



Cabinet Exterior – Parts List

Item	Part Description	Part Number										
		8047D	8048D	8049D	8050D	8051D	8066	8068	8068FL	8073	8073BF	8075
1	POWER HEAD ASSY	8060	8061	8063	8064	8062	8067	8069	8069FL	8074	8074BF	8067
2	TANK & CABNT ASSY W/DRAIN	89056	89056	89230	89330	89230	89330	89812	89866	89857	89857	89824
3	SWITCH BOX COMPONENTS (incls Items 4-12 below)	89887	89887	89887	89887	89887	89887	89887	89887	89887	89887	89887
4	PLUG	49220	49220	49220	49220	49220	49220	49220	49220	49220	49220	49220
5	CABLE CLAMP	49221	49221	49221	49221	49221	49221	49221	49221	49221	49221	49221
6	8-32 ACORN NUT SS	12385	12385	12385	12385	12385	12385	12385	12385	12385	12385	12385
7	8-32 X 1/2 PH PAN W/SEMS	47124	47124	47124	47124	47124	47124	47124	47124	47124	47124	47124
8	SWITCH BRACKET	69828	69828	69828	69828	69828	69828	69828	69828	69828	69828	69828
9	E-STOP CONTROL STATION	69829	69829	69829	69829	69829	69829	69829	69829	69829	69829	69829
10	SAFETY SWITCH LABEL	77901	77901	77901	77901	77901	77901	77901	77901	77901	77901	77901
11	CORDGRIP, STRAIGHT	55234	55234	55234	55234	55234	55234	55234	55234	55234	55234	55234
12	CABLE ASSEMBLY	89889	89889	89889	89889	89889	89889	89889	89889	89889	89889	89889
13	WIRE CLIP, 3/8 IN.	55274	55274	55274	55274	55274	55274	55274	55274	55274	55274	55274
14	10-24 X 3/8 PAN HD PH T23	38111	38111	38111	38111	38111	38111	38111	38111	38111	38111	38111
15	DRAIN PLUG ASSEMBLY	89440	89440	89440	89440	89440	89440	89440	89440	89440	89440	89440
16	DRAIN VALVE	89014	89014	89014	89014	89014	89014	89014	89014	89014	89014	89014
17	DRIP TRAY/TANK COVER			89218	89218	89218	89225			89218	89218	89825



Cabinet Exterior – Parts List

Item	Part Description	Part Number										
		8047D	8048D	8049D	8050D	8051D	8066	8068	8068FL	8073	8073BF	8075
1	POWER HEAD ASSY	8060	8061	8063	8064	8062	8067	8069	8069FL	8074	8074BF	8067
2	TANK & CABNT ASSY W/DRAIN	89056	89056	89230	89330	89230	89330	89812	89866	89857	89857	89824
3	SWITCH BOX COMPONENTS (incls Items 4-12 below)	89887	89887	89887	89887	89887	89887	89887	89887	89887	89887	89887
4	PLUG	49220	49220	49220	49220	49220	49220	49220	49220	49220	49220	49220
5	CABLE CLAMP	49221	49221	49221	49221	49221	49221	49221	49221	49221	49221	49221
6	8-32 ACORN NUT SS	12385	12385	12385	12385	12385	12385	12385	12385	12385	12385	12385
7	8-32 X 1/2 PH PAN W/SEMS	47124	47124	47124	47124	47124	47124	47124	47124	47124	47124	47124
8	SWITCH BRACKET	69828	69828	69828	69828	69828	69828	69828	69828	69828	69828	69828
9	E-STOP CONTROL STATION	69829	69829	69829	69829	69829	69829	69829	69829	69829	69829	69829
10	SAFETY SWITCH LABEL	77901	77901	77901	77901	77901	77901	77901	77901	77901	77901	77901
11	CORDGRIP, STRAIGHT	55234	55234	55234	55234	55234	55234	55234	55234	55234	55234	55234
12	CABLE ASSEMBLY	89889	89889	89889	89889	89889	89889	89889	89889	89889	89889	89889
13	WIRE CLIP, 3/8 IN.	55274	55274	55274	55274	55274	55274	55274	55274	55274	55274	55274
14	10-24 X 3/8 PAN HD PH T23	38111	38111	38111	38111	38111	38111	38111	38111	38111	38111	38111
15	DRAIN PLUG ASSEMBLY	89440	89440	89440	89440	89440	89440	89440	89440	89440	89440	89440
16	DRAIN VALVE	89014	89014	89014	89014	89014	89014	89014	89014	89014	89014	89014
17	DRIP TRAY/TANK COVER			89218	89218	89218	89225			89218	89218	89825



Cabinet Exterior – Parts List

Item	Part Description	Part Number										
		8047D	8048D	8049D	8050D	8051D	8066	8068	8068FL	8073	8073BF	8075
1	POWER HEAD ASSY	8060	8061	8063	8064	8062	8067	8069	8069FL	8074	8074BF	8067
2	TANK & CABNT ASSY W/DRAIN	89056	89056	89230	89330	89230	89330	89812	89866	89857	89857	89824
3	SWITCH BOX COMPONENTS (incls Items 4-12 below)	89887	89887	89887	89887	89887	89887	89887	89887	89887	89887	89887
4	PLUG	49220	49220	49220	49220	49220	49220	49220	49220	49220	49220	49220
5	CABLE CLAMP	49221	49221	49221	49221	49221	49221	49221	49221	49221	49221	49221
6	8-32 ACORN NUT SS	12385	12385	12385	12385	12385	12385	12385	12385	12385	12385	12385
7	8-32 X 1/2 PH PAN W/SEMS	47124	47124	47124	47124	47124	47124	47124	47124	47124	47124	47124
8	SWITCH BRACKET	69828	69828	69828	69828	69828	69828	69828	69828	69828	69828	69828
9	E-STOP CONTROL STATION	69829	69829	69829	69829	69829	69829	69829	69829	69829	69829	69829
10	SAFETY SWITCH LABEL	77901	77901	77901	77901	77901	77901	77901	77901	77901	77901	77901
11	CORDGRIP, STRAIGHT	55234	55234	55234	55234	55234	55234	55234	55234	55234	55234	55234
12	CABLE ASSEMBLY	89889	89889	89889	89889	89889	89889	89889	89889	89889	89889	89889
13	WIRE CLIP, 3/8 IN.	55274	55274	55274	55274	55274	55274	55274	55274	55274	55274	55274
14	10-24 X 3/8 PAN HD PH T23	38111	38111	38111	38111	38111	38111	38111	38111	38111	38111	38111
15	DRAIN PLUG ASSEMBLY	89440	89440	89440	89440	89440	89440	89440	89440	89440	89440	89440
16	DRAIN VALVE	89014	89014	89014	89014	89014	89014	89014	89014	89014	89014	89014
17	DRIP TRAY/TANK COVER			89218	89218	89218	89225			89218	89218	89825



Cabinet Exterior – Parts List

Item	Part Description	Part Number										
		8047D	8048D	8049D	8050D	8051D	8066	8068	8068FL	8073	8073BF	8075
1	POWER HEAD ASSY	8060	8061	8063	8064	8062	8067	8069	8069FL	8074	8074BF	8067
2	TANK & CABNT ASSY W/DRAIN	89056	89056	89230	89330	89230	89330	89812	89866	89857	89857	89824
3	SWITCH BOX COMPONENTS (incls Items 4-12 below)	89887	89887	89887	89887	89887	89887	89887	89887	89887	89887	89887
4	PLUG	49220	49220	49220	49220	49220	49220	49220	49220	49220	49220	49220
5	CABLE CLAMP	49221	49221	49221	49221	49221	49221	49221	49221	49221	49221	49221
6	8-32 ACORN NUT SS	12385	12385	12385	12385	12385	12385	12385	12385	12385	12385	12385
7	8-32 X 1/2 PH PAN W/SEMS	47124	47124	47124	47124	47124	47124	47124	47124	47124	47124	47124
8	SWITCH BRACKET	69828	69828	69828	69828	69828	69828	69828	69828	69828	69828	69828
9	E-STOP CONTROL STATION	69829	69829	69829	69829	69829	69829	69829	69829	69829	69829	69829
10	SAFETY SWITCH LABEL	77901	77901	77901	77901	77901	77901	77901	77901	77901	77901	77901
11	CORDGRIP, STRAIGHT	55234	55234	55234	55234	55234	55234	55234	55234	55234	55234	55234
12	CABLE ASSEMBLY	89889	89889	89889	89889	89889	89889	89889	89889	89889	89889	89889
13	WIRE CLIP, 3/8 IN.	55274	55274	55274	55274	55274	55274	55274	55274	55274	55274	55274
14	10-24 X 3/8 PAN HD PH T23	38111	38111	38111	38111	38111	38111	38111	38111	38111	38111	38111
15	DRAIN PLUG ASSEMBLY	89440	89440	89440	89440	89440	89440	89440	89440	89440	89440	89440
16	DRAIN VALVE	89014	89014	89014	89014	89014	89014	89014	89014	89014	89014	89014
17	DRIP TRAY/TANK COVER			89218	89218	89218	89225			89218	89218	89825



Cabinet Exterior – Parts List

Item	Part Description	Part Number										
		8047D	8048D	8049D	8050D	8051D	8066	8068	8068FL	8073	8073BF	8075
1	POWER HEAD ASSY	8060	8061	8063	8064	8062	8067	8069	8069FL	8074	8074BF	8067
2	TANK & CABNT ASSY W/DRAIN	89056	89056	89230	89330	89230	89330	89812	89866	89857	89857	89824
3	SWITCH BOX COMPONENTS (incls Items 4-12 below)	89887	89887	89887	89887	89887	89887	89887	89887	89887	89887	89887
4	PLUG	49220	49220	49220	49220	49220	49220	49220	49220	49220	49220	49220
5	CABLE CLAMP	49221	49221	49221	49221	49221	49221	49221	49221	49221	49221	49221
6	8-32 ACORN NUT SS	12385	12385	12385	12385	12385	12385	12385	12385	12385	12385	12385
7	8-32 X 1/2 PH PAN W/SEMS	47124	47124	47124	47124	47124	47124	47124	47124	47124	47124	47124
8	SWITCH BRACKET	69828	69828	69828	69828	69828	69828	69828	69828	69828	69828	69828
9	E-STOP CONTROL STATION	69829	69829	69829	69829	69829	69829	69829	69829	69829	69829	69829
10	SAFETY SWITCH LABEL	77901	77901	77901	77901	77901	77901	77901	77901	77901	77901	77901
11	CORDGRIP, STRAIGHT	55234	55234	55234	55234	55234	55234	55234	55234	55234	55234	55234
12	CABLE ASSEMBLY	89889	89889	89889	89889	89889	89889	89889	89889	89889	89889	89889
13	WIRE CLIP, 3/8 IN.	55274	55274	55274	55274	55274	55274	55274	55274	55274	55274	55274
14	10-24 X 3/8 PAN HD PH T23	38111	38111	38111	38111	38111	38111	38111	38111	38111	38111	38111
15	DRAIN PLUG ASSEMBLY	89440	89440	89440	89440	89440	89440	89440	89440	89440	89440	89440
16	DRAIN VALVE	89014	89014	89014	89014	89014	89014	89014	89014	89014	89014	89014
17	DRIP TRAY/TANK COVER			89218	89218	89218	89225			89218	89218	89825



Cabinet Exterior – Parts List

Item	Part Description	Part Number										
		8047D	8048D	8049D	8050D	8051D	8066	8068	8068FL	8073	8073BF	8075
1	POWER HEAD ASSY	8060	8061	8063	8064	8062	8067	8069	8069FL	8074	8074BF	8067
2	TANK & CABNT ASSY W/DRAIN	89056	89056	89230	89330	89230	89330	89812	89866	89857	89857	89824
3	SWITCH BOX COMPONENTS (incls Items 4-12 below)	89887	89887	89887	89887	89887	89887	89887	89887	89887	89887	89887
4	PLUG	49220	49220	49220	49220	49220	49220	49220	49220	49220	49220	49220
5	CABLE CLAMP	49221	49221	49221	49221	49221	49221	49221	49221	49221	49221	49221
6	8-32 ACORN NUT SS	12385	12385	12385	12385	12385	12385	12385	12385	12385	12385	12385
7	8-32 X 1/2 PH PAN W/SEMS	47124	47124	47124	47124	47124	47124	47124	47124	47124	47124	47124
8	SWITCH BRACKET	69828	69828	69828	69828	69828	69828	69828	69828	69828	69828	69828
9	E-STOP CONTROL STATION	69829	69829	69829	69829	69829	69829	69829	69829	69829	69829	69829
10	SAFETY SWITCH LABEL	77901	77901	77901	77901	77901	77901	77901	77901	77901	77901	77901
11	CORDGRIP, STRAIGHT	55234	55234	55234	55234	55234	55234	55234	55234	55234	55234	55234
12	CABLE ASSEMBLY	89889	89889	89889	89889	89889	89889	89889	89889	89889	89889	89889
13	WIRE CLIP, 3/8 IN.	55274	55274	55274	55274	55274	55274	55274	55274	55274	55274	55274
14	10-24 X 3/8 PAN HD PH T23	38111	38111	38111	38111	38111	38111	38111	38111	38111	38111	38111
15	DRAIN PLUG ASSEMBLY	89440	89440	89440	89440	89440	89440	89440	89440	89440	89440	89440
16	DRAIN VALVE	89014	89014	89014	89014	89014	89014	89014	89014	89014	89014	89014
17	DRIP TRAY/TANK COVER			89218	89218	89218	89225			89218	89218	89825



Cabinet Exterior – Parts List

Item	Part Description	Part Number										
		8047D	8048D	8049D	8050D	8051D	8066	8068	8068FL	8073	8073BF	8075
1	POWER HEAD ASSY	8060	8061	8063	8064	8062	8067	8069	8069FL	8074	8074BF	8067
2	TANK & CABNT ASSY W/DRAIN	89056	89056	89230	89330	89230	89330	89812	89866	89857	89857	89824
3	SWITCH BOX COMPONENTS (incls Items 4-12 below)	89887	89887	89887	89887	89887	89887	89887	89887	89887	89887	89887
4	PLUG	49220	49220	49220	49220	49220	49220	49220	49220	49220	49220	49220
5	CABLE CLAMP	49221	49221	49221	49221	49221	49221	49221	49221	49221	49221	49221
6	8-32 ACORN NUT SS	12385	12385	12385	12385	12385	12385	12385	12385	12385	12385	12385
7	8-32 X 1/2 PH PAN W/SEMS	47124	47124	47124	47124	47124	47124	47124	47124	47124	47124	47124
8	SWITCH BRACKET	69828	69828	69828	69828	69828	69828	69828	69828	69828	69828	69828
9	E-STOP CONTROL STATION	69829	69829	69829	69829	69829	69829	69829	69829	69829	69829	69829
10	SAFETY SWITCH LABEL	77901	77901	77901	77901	77901	77901	77901	77901	77901	77901	77901
11	CORDGRIP, STRAIGHT	55234	55234	55234	55234	55234	55234	55234	55234	55234	55234	55234
12	CABLE ASSEMBLY	89889	89889	89889	89889	89889	89889	89889	89889	89889	89889	89889
13	WIRE CLIP, 3/8 IN.	55274	55274	55274	55274	55274	55274	55274	55274	55274	55274	55274
14	10-24 X 3/8 PAN HD PH T23	38111	38111	38111	38111	38111	38111	38111	38111	38111	38111	38111
15	DRAIN PLUG ASSEMBLY	89440	89440	89440	89440	89440	89440	89440	89440	89440	89440	89440
16	DRAIN VALVE	89014	89014	89014	89014	89014	89014	89014	89014	89014	89014	89014
17	DRIP TRAY/TANK COVER			89218	89218	89218	89225			89218	89218	89825



Cabinet Exterior – Parts List

Item	Part Description	Part Number										
		8047D	8048D	8049D	8050D	8051D	8066	8068	8068FL	8073	8073BF	8075
1	POWER HEAD ASSY	8060	8061	8063	8064	8062	8067	8069	8069FL	8074	8074BF	8067
2	TANK & CABNT ASSY W/DRAIN	89056	89056	89230	89330	89230	89330	89812	89866	89857	89857	89824
3	SWITCH BOX COMPONENTS (incls Items 4-12 below)	89887	89887	89887	89887	89887	89887	89887	89887	89887	89887	89887
4	PLUG	49220	49220	49220	49220	49220	49220	49220	49220	49220	49220	49220
5	CABLE CLAMP	49221	49221	49221	49221	49221	49221	49221	49221	49221	49221	49221
6	8-32 ACORN NUT SS	12385	12385	12385	12385	12385	12385	12385	12385	12385	12385	12385
7	8-32 X 1/2 PH PAN W/SEMS	47124	47124	47124	47124	47124	47124	47124	47124	47124	47124	47124
8	SWITCH BRACKET	69828	69828	69828	69828	69828	69828	69828	69828	69828	69828	69828
9	E-STOP CONTROL STATION	69829	69829	69829	69829	69829	69829	69829	69829	69829	69829	69829
10	SAFETY SWITCH LABEL	77901	77901	77901	77901	77901	77901	77901	77901	77901	77901	77901
11	CORDGRIP, STRAIGHT	55234	55234	55234	55234	55234	55234	55234	55234	55234	55234	55234
12	CABLE ASSEMBLY	89889	89889	89889	89889	89889	89889	89889	89889	89889	89889	89889
13	WIRE CLIP, 3/8 IN.	55274	55274	55274	55274	55274	55274	55274	55274	55274	55274	55274
14	10-24 X 3/8 PAN HD PH T23	38111	38111	38111	38111	38111	38111	38111	38111	38111	38111	38111
15	DRAIN PLUG ASSEMBLY	89440	89440	89440	89440	89440	89440	89440	89440	89440	89440	89440
16	DRAIN VALVE	89014	89014	89014	89014	89014	89014	89014	89014	89014	89014	89014
17	DRIP TRAY/TANK COVER			89218	89218	89218	89225			89218	89218	89825



Cabinet Exterior – Parts List

Item	Part Description	Part Number										
		8047D	8048D	8049D	8050D	8051D	8066	8068	8068FL	8073	8073BF	8075
1	POWER HEAD ASSY	8060	8061	8063	8064	8062	8067	8069	8069FL	8074	8074BF	8067
2	TANK & CABNT ASSY W/DRAIN	89056	89056	89230	89330	89230	89330	89812	89866	89857	89857	89824
3	SWITCH BOX COMPONENTS (incls Items 4-12 below)	89887	89887	89887	89887	89887	89887	89887	89887	89887	89887	89887
4	PLUG	49220	49220	49220	49220	49220	49220	49220	49220	49220	49220	49220
5	CABLE CLAMP	49221	49221	49221	49221	49221	49221	49221	49221	49221	49221	49221
6	8-32 ACORN NUT SS	12385	12385	12385	12385	12385	12385	12385	12385	12385	12385	12385
7	8-32 X 1/2 PH PAN W/SEMS	47124	47124	47124	47124	47124	47124	47124	47124	47124	47124	47124
8	SWITCH BRACKET	69828	69828	69828	69828	69828	69828	69828	69828	69828	69828	69828
9	E-STOP CONTROL STATION	69829	69829	69829	69829	69829	69829	69829	69829	69829	69829	69829
10	SAFETY SWITCH LABEL	77901	77901	77901	77901	77901	77901	77901	77901	77901	77901	77901
11	CORDGRIP, STRAIGHT	55234	55234	55234	55234	55234	55234	55234	55234	55234	55234	55234
12	CABLE ASSEMBLY	89889	89889	89889	89889	89889	89889	89889	89889	89889	89889	89889
13	WIRE CLIP, 3/8 IN.	55274	55274	55274	55274	55274	55274	55274	55274	55274	55274	55274
14	10-24 X 3/8 PAN HD PH T23	38111	38111	38111	38111	38111	38111	38111	38111	38111	38111	38111
15	DRAIN PLUG ASSEMBLY	89440	89440	89440	89440	89440	89440	89440	89440	89440	89440	89440
16	DRAIN VALVE	89014	89014	89014	89014	89014	89014	89014	89014	89014	89014	89014
17	DRIP TRAY/TANK COVER			89218	89218	89218	89225			89218	89218	89825



Cabinet Exterior – Parts List

Item	Part Description	Part Number										
		8047D	8048D	8049D	8050D	8051D	8066	8068	8068FL	8073	8073BF	8075
1	POWER HEAD ASSY	8060	8061	8063	8064	8062	8067	8069	8069FL	8074	8074BF	8067
2	TANK & CABNT ASSY W/DRAIN	89056	89056	89230	89330	89230	89330	89812	89866	89857	89857	89824
3	SWITCH BOX COMPONENTS (incls Items 4-12 below)	89887	89887	89887	89887	89887	89887	89887	89887	89887	89887	89887
4	PLUG	49220	49220	49220	49220	49220	49220	49220	49220	49220	49220	49220
5	CABLE CLAMP	49221	49221	49221	49221	49221	49221	49221	49221	49221	49221	49221
6	8-32 ACORN NUT SS	12385	12385	12385	12385	12385	12385	12385	12385	12385	12385	12385
7	8-32 X 1/2 PH PAN W/SEMS	47124	47124	47124	47124	47124	47124	47124	47124	47124	47124	47124
8	SWITCH BRACKET	69828	69828	69828	69828	69828	69828	69828	69828	69828	69828	69828
9	E-STOP CONTROL STATION	69829	69829	69829	69829	69829	69829	69829	69829	69829	69829	69829
10	SAFETY SWITCH LABEL	77901	77901	77901	77901	77901	77901	77901	77901	77901	77901	77901
11	CORDGRIP, STRAIGHT	55234	55234	55234	55234	55234	55234	55234	55234	55234	55234	55234
12	CABLE ASSEMBLY	89889	89889	89889	89889	89889	89889	89889	89889	89889	89889	89889
13	WIRE CLIP, 3/8 IN.	55274	55274	55274	55274	55274	55274	55274	55274	55274	55274	55274
14	10-24 X 3/8 PAN HD PH T23	38111	38111	38111	38111	38111	38111	38111	38111	38111	38111	38111
15	DRAIN PLUG ASSEMBLY	89440	89440	89440	89440	89440	89440	89440	89440	89440	89440	89440
16	DRAIN VALVE	89014	89014	89014	89014	89014	89014	89014	89014	89014	89014	89014
17	DRIP TRAY/TANK COVER			89218	89218	89218	89225			89218	89218	89825



Cabinet Exterior – Parts List

Item	Part Description	Part Number										
		8047D	8048D	8049D	8050D	8051D	8066	8068	8068FL	8073	8073BF	8075
1	POWER HEAD ASSY	8060	8061	8063	8064	8062	8067	8069	8069FL	8074	8074BF	8067
2	TANK & CABNT ASSY W/DRAIN	89056	89056	89230	89330	89230	89330	89812	89866	89857	89857	89824
3	SWITCH BOX COMPONENTS (incls Items 4-12 below)	89887	89887	89887	89887	89887	89887	89887	89887	89887	89887	89887
4	PLUG	49220	49220	49220	49220	49220	49220	49220	49220	49220	49220	49220
5	CABLE CLAMP	49221	49221	49221	49221	49221	49221	49221	49221	49221	49221	49221
6	8-32 ACORN NUT SS	12385	12385	12385	12385	12385	12385	12385	12385	12385	12385	12385
7	8-32 X 1/2 PH PAN W/SEMS	47124	47124	47124	47124	47124	47124	47124	47124	47124	47124	47124
8	SWITCH BRACKET	69828	69828	69828	69828	69828	69828	69828	69828	69828	69828	69828
9	E-STOP CONTROL STATION	69829	69829	69829	69829	69829	69829	69829	69829	69829	69829	69829
10	SAFETY SWITCH LABEL	77901	77901	77901	77901	77901	77901	77901	77901	77901	77901	77901
11	CORDGRIP, STRAIGHT	55234	55234	55234	55234	55234	55234	55234	55234	55234	55234	55234
12	CABLE ASSEMBLY	89889	89889	89889	89889	89889	89889	89889	89889	89889	89889	89889
13	WIRE CLIP, 3/8 IN.	55274	55274	55274	55274	55274	55274	55274	55274	55274	55274	55274
14	10-24 X 3/8 PAN HD PH T23	38111	38111	38111	38111	38111	38111	38111	38111	38111	38111	38111
15	DRAIN PLUG ASSEMBLY	89440	89440	89440	89440	89440	89440	89440	89440	89440	89440	89440
16	DRAIN VALVE	89014	89014	89014	89014	89014	89014	89014	89014	89014	89014	89014
17	DRIP TRAY/TANK COVER			89218	89218	89218	89225			89218	89218	89825



Cabinet Exterior – Parts List

Item	Part Description	Part Number										
		8047D	8048D	8049D	8050D	8051D	8066	8068	8068FL	8073	8073BF	8075
1	POWER HEAD ASSY	8060	8061	8063	8064	8062	8067	8069	8069FL	8074	8074BF	8067
2	TANK & CABNT ASSY W/DRAIN	89056	89056	89230	89330	89230	89330	89812	89866	89857	89857	89824
3	SWITCH BOX COMPONENTS (incls Items 4-12 below)	89887	89887	89887	89887	89887	89887	89887	89887	89887	89887	89887
4	PLUG	49220	49220	49220	49220	49220	49220	49220	49220	49220	49220	49220
5	CABLE CLAMP	49221	49221	49221	49221	49221	49221	49221	49221	49221	49221	49221
6	8-32 ACORN NUT SS	12385	12385	12385	12385	12385	12385	12385	12385	12385	12385	12385
7	8-32 X 1/2 PH PAN W/SEMS	47124	47124	47124	47124	47124	47124	47124	47124	47124	47124	47124
8	SWITCH BRACKET	69828	69828	69828	69828	69828	69828	69828	69828	69828	69828	69828
9	E-STOP CONTROL STATION	69829	69829	69829	69829	69829	69829	69829	69829	69829	69829	69829
10	SAFETY SWITCH LABEL	77901	77901	77901	77901	77901	77901	77901	77901	77901	77901	77901
11	CORDGRIP, STRAIGHT	55234	55234	55234	55234	55234	55234	55234	55234	55234	55234	55234
12	CABLE ASSEMBLY	89889	89889	89889	89889	89889	89889	89889	89889	89889	89889	89889
13	WIRE CLIP, 3/8 IN.	55274	55274	55274	55274	55274	55274	55274	55274	55274	55274	55274
14	10-24 X 3/8 PAN HD PH T23	38111	38111	38111	38111	38111	38111	38111	38111	38111	38111	38111
15	DRAIN PLUG ASSEMBLY	89440	89440	89440	89440	89440	89440	89440	89440	89440	89440	89440
16	DRAIN VALVE	89014	89014	89014	89014	89014	89014	89014	89014	89014	89014	89014
17	DRIP TRAY/TANK COVER			89218	89218	89218	89225			89218	89218	89825



Cabinet Exterior – Parts List

Item	Part Description	Part Number										
		8047D	8048D	8049D	8050D	8051D	8066	8068	8068FL	8073	8073BF	8075
1	POWER HEAD ASSY	8060	8061	8063	8064	8062	8067	8069	8069FL	8074	8074BF	8067
2	TANK & CABNT ASSY W/DRAIN	89056	89056	89230	89330	89230	89330	89812	89866	89857	89857	89824
3	SWITCH BOX COMPONENTS (incls Items 4-12 below)	89887	89887	89887	89887	89887	89887	89887	89887	89887	89887	89887
4	PLUG	49220	49220	49220	49220	49220	49220	49220	49220	49220	49220	49220
5	CABLE CLAMP	49221	49221	49221	49221	49221	49221	49221	49221	49221	49221	49221
6	8-32 ACORN NUT SS	12385	12385	12385	12385	12385	12385	12385	12385	12385	12385	12385
7	8-32 X 1/2 PH PAN W/SEMS	47124	47124	47124	47124	47124	47124	47124	47124	47124	47124	47124
8	SWITCH BRACKET	69828	69828	69828	69828	69828	69828	69828	69828	69828	69828	69828
9	E-STOP CONTROL STATION	69829	69829	69829	69829	69829	69829	69829	69829	69829	69829	69829
10	SAFETY SWITCH LABEL	77901	77901	77901	77901	77901	77901	77901	77901	77901	77901	77901
11	CORDGRIP, STRAIGHT	55234	55234	55234	55234	55234	55234	55234	55234	55234	55234	55234
12	CABLE ASSEMBLY	89889	89889	89889	89889	89889	89889	89889	89889	89889	89889	89889
13	WIRE CLIP, 3/8 IN.	55274	55274	55274	55274	55274	55274	55274	55274	55274	55274	55274
14	10-24 X 3/8 PAN HD PH T23	38111	38111	38111	38111	38111	38111	38111	38111	38111	38111	38111
15	DRAIN PLUG ASSEMBLY	89440	89440	89440	89440	89440	89440	89440	89440	89440	89440	89440
16	DRAIN VALVE	89014	89014	89014	89014	89014	89014	89014	89014	89014	89014	89014
17	DRIP TRAY/TANK COVER			89218	89218	89218	89225			89218	89218	89825



Cabinet Exterior – Parts List

Item	Part Description	Part Number										
		8047D	8048D	8049D	8050D	8051D	8066	8068	8068FL	8073	8073BF	8075
1	POWER HEAD ASSY	8060	8061	8063	8064	8062	8067	8069	8069FL	8074	8074BF	8067
2	TANK & CABNT ASSY W/DRAIN	89056	89056	89230	89330	89230	89330	89812	89866	89857	89857	89824
3	SWITCH BOX COMPONENTS (incls Items 4-12 below)	89887	89887	89887	89887	89887	89887	89887	89887	89887	89887	89887
4	PLUG	49220	49220	49220	49220	49220	49220	49220	49220	49220	49220	49220
5	CABLE CLAMP	49221	49221	49221	49221	49221	49221	49221	49221	49221	49221	49221
6	8-32 ACORN NUT SS	12385	12385	12385	12385	12385	12385	12385	12385	12385	12385	12385
7	8-32 X 1/2 PH PAN W/SEMS	47124	47124	47124	47124	47124	47124	47124	47124	47124	47124	47124
8	SWITCH BRACKET	69828	69828	69828	69828	69828	69828	69828	69828	69828	69828	69828
9	E-STOP CONTROL STATION	69829	69829	69829	69829	69829	69829	69829	69829	69829	69829	69829
10	SAFETY SWITCH LABEL	77901	77901	77901	77901	77901	77901	77901	77901	77901	77901	77901
11	CORDGRIP, STRAIGHT	55234	55234	55234	55234	55234	55234	55234	55234	55234	55234	55234
12	CABLE ASSEMBLY	89889	89889	89889	89889	89889	89889	89889	89889	89889	89889	89889
13	WIRE CLIP, 3/8 IN.	55274	55274	55274	55274	55274	55274	55274	55274	55274	55274	55274
14	10-24 X 3/8 PAN HD PH T23	38111	38111	38111	38111	38111	38111	38111	38111	38111	38111	38111
15	DRAIN PLUG ASSEMBLY	89440	89440	89440	89440	89440	89440	89440	89440	89440	89440	89440
16	DRAIN VALVE	89014	89014	89014	89014	89014	89014	89014	89014	89014	89014	89014
17	DRIP TRAY/TANK COVER			89218	89218	89218	89225			89218	89218	89825



Cabinet Exterior – Parts List

Item	Part Description	Part Number										
		8047D	8048D	8049D	8050D	8051D	8066	8068	8068FL	8073	8073BF	8075
1	POWER HEAD ASSY	8060	8061	8063	8064	8062	8067	8069	8069FL	8074	8074BF	8067
2	TANK & CABNT ASSY W/DRAIN	89056	89056	89230	89330	89230	89330	89812	89866	89857	89857	89824
3	SWITCH BOX COMPONENTS (incls Items 4-12 below)	89887	89887	89887	89887	89887	89887	89887	89887	89887	89887	89887
4	PLUG	49220	49220	49220	49220	49220	49220	49220	49220	49220	49220	49220
5	CABLE CLAMP	49221	49221	49221	49221	49221	49221	49221	49221	49221	49221	49221
6	8-32 ACORN NUT SS	12385	12385	12385	12385	12385	12385	12385	12385	12385	12385	12385
7	8-32 X 1/2 PH PAN W/SEMS	47124	47124	47124	47124	47124	47124	47124	47124	47124	47124	47124
8	SWITCH BRACKET	69828	69828	69828	69828	69828	69828	69828	69828	69828	69828	69828
9	E-STOP CONTROL STATION	69829	69829	69829	69829	69829	69829	69829	69829	69829	69829	69829
10	SAFETY SWITCH LABEL	77901	77901	77901	77901	77901	77901	77901	77901	77901	77901	77901
11	CORDGRIP, STRAIGHT	55234	55234	55234	55234	55234	55234	55234	55234	55234	55234	55234
12	CABLE ASSEMBLY	89889	89889	89889	89889	89889	89889	89889	89889	89889	89889	89889
13	WIRE CLIP, 3/8 IN.	55274	55274	55274	55274	55274	55274	55274	55274	55274	55274	55274
14	10-24 X 3/8 PAN HD PH T23	38111	38111	38111	38111	38111	38111	38111	38111	38111	38111	38111
15	DRAIN PLUG ASSEMBLY	89440	89440	89440	89440	89440	89440	89440	89440	89440	89440	89440
16	DRAIN VALVE	89014	89014	89014	89014	89014	89014	89014	89014	89014	89014	89014
17	DRIP TRAY/TANK COVER			89218	89218	89218	89225			89218	89218	89825



Cabinet Exterior – Parts List

Item	Part Description	Part Number										
		8047D	8048D	8049D	8050D	8051D	8066	8068	8068FL	8073	8073BF	8075
1	POWER HEAD ASSY	8060	8061	8063	8064	8062	8067	8069	8069FL	8074	8074BF	8067
2	TANK & CABNT ASSY W/DRAIN	89056	89056	89230	89330	89230	89330	89812	89866	89857	89857	89824
3	SWITCH BOX COMPONENTS (incls Items 4-12 below)	89887	89887	89887	89887	89887	89887	89887	89887	89887	89887	89887
4	PLUG	49220	49220	49220	49220	49220	49220	49220	49220	49220	49220	49220
5	CABLE CLAMP	49221	49221	49221	49221	49221	49221	49221	49221	49221	49221	49221
6	8-32 ACORN NUT SS	12385	12385	12385	12385	12385	12385	12385	12385	12385	12385	12385
7	8-32 X 1/2 PH PAN W/SEMS	47124	47124	47124	47124	47124	47124	47124	47124	47124	47124	47124
8	SWITCH BRACKET	69828	69828	69828	69828	69828	69828	69828	69828	69828	69828	69828
9	E-STOP CONTROL STATION	69829	69829	69829	69829	69829	69829	69829	69829	69829	69829	69829
10	SAFETY SWITCH LABEL	77901	77901	77901	77901	77901	77901	77901	77901	77901	77901	77901
11	CORDGRIP, STRAIGHT	55234	55234	55234	55234	55234	55234	55234	55234	55234	55234	55234
12	CABLE ASSEMBLY	89889	89889	89889	89889	89889	89889	89889	89889	89889	89889	89889
13	WIRE CLIP, 3/8 IN.	55274	55274	55274	55274	55274	55274	55274	55274	55274	55274	55274
14	10-24 X 3/8 PAN HD PH T23	38111	38111	38111	38111	38111	38111	38111	38111	38111	38111	38111
15	DRAIN PLUG ASSEMBLY	89440	89440	89440	89440	89440	89440	89440	89440	89440	89440	89440
16	DRAIN VALVE	89014	89014	89014	89014	89014	89014	89014	89014	89014	89014	89014
17	DRIP TRAY/TANK COVER			89218	89218	89218	89225			89218	89218	89825



Cabinet Exterior – Parts List

Item	Part Description	Part Number										
		8047D	8048D	8049D	8050D	8051D	8066	8068	8068FL	8073	8073BF	8075
1	POWER HEAD ASSY	8060	8061	8063	8064	8062	8067	8069	8069FL	8074	8074BF	8067
2	TANK & CABNT ASSY W/DRAIN	89056	89056	89230	89330	89230	89330	89812	89866	89857	89857	89824
3	SWITCH BOX COMPONENTS (incls Items 4-12 below)	89887	89887	89887	89887	89887	89887	89887	89887	89887	89887	89887
4	PLUG	49220	49220	49220	49220	49220	49220	49220	49220	49220	49220	49220
5	CABLE CLAMP	49221	49221	49221	49221	49221	49221	49221	49221	49221	49221	49221
6	8-32 ACORN NUT SS	12385	12385	12385	12385	12385	12385	12385	12385	12385	12385	12385
7	8-32 X 1/2 PH PAN W/SEMS	47124	47124	47124	47124	47124	47124	47124	47124	47124	47124	47124
8	SWITCH BRACKET	69828	69828	69828	69828	69828	69828	69828	69828	69828	69828	69828
9	E-STOP CONTROL STATION	69829	69829	69829	69829	69829	69829	69829	69829	69829	69829	69829
10	SAFETY SWITCH LABEL	77901	77901	77901	77901	77901	77901	77901	77901	77901	77901	77901
11	CORDGRIP, STRAIGHT	55234	55234	55234	55234	55234	55234	55234	55234	55234	55234	55234
12	CABLE ASSEMBLY	89889	89889	89889	89889	89889	89889	89889	89889	89889	89889	89889
13	WIRE CLIP, 3/8 IN.	55274	55274	55274	55274	55274	55274	55274	55274	55274	55274	55274
14	10-24 X 3/8 PAN HD PH T23	38111	38111	38111	38111	38111	38111	38111	38111	38111	38111	38111
15	DRAIN PLUG ASSEMBLY	89440	89440	89440	89440	89440	89440	89440	89440	89440	89440	89440
16	DRAIN VALVE	89014	89014	89014	89014	89014	89014	89014	89014	89014	89014	89014
17	DRIP TRAY/TANK COVER			89218	89218	89218	89225			89218	89218	89825



Cabinet Exterior – Parts List

Item	Part Description	Part Number										
		8047D	8048D	8049D	8050D	8051D	8066	8068	8068FL	8073	8073BF	8075
1	POWER HEAD ASSY	8060	8061	8063	8064	8062	8067	8069	8069FL	8074	8074BF	8067
2	TANK & CABNT ASSY W/DRAIN	89056	89056	89230	89330	89230	89330	89812	89866	89857	89857	89824
3	SWITCH BOX COMPONENTS (incls Items 4-12 below)	89887	89887	89887	89887	89887	89887	89887	89887	89887	89887	89887
4	PLUG	49220	49220	49220	49220	49220	49220	49220	49220	49220	49220	49220
5	CABLE CLAMP	49221	49221	49221	49221	49221	49221	49221	49221	49221	49221	49221
6	8-32 ACORN NUT SS	12385	12385	12385	12385	12385	12385	12385	12385	12385	12385	12385
7	8-32 X 1/2 PH PAN W/SEMS	47124	47124	47124	47124	47124	47124	47124	47124	47124	47124	47124
8	SWITCH BRACKET	69828	69828	69828	69828	69828	69828	69828	69828	69828	69828	69828
9	E-STOP CONTROL STATION	69829	69829	69829	69829	69829	69829	69829	69829	69829	69829	69829
10	SAFETY SWITCH LABEL	77901	77901	77901	77901	77901	77901	77901	77901	77901	77901	77901
11	CORDGRIP, STRAIGHT	55234	55234	55234	55234	55234	55234	55234	55234	55234	55234	55234
12	CABLE ASSEMBLY	89889	89889	89889	89889	89889	89889	89889	89889	89889	89889	89889
13	WIRE CLIP, 3/8 IN.	55274	55274	55274	55274	55274	55274	55274	55274	55274	55274	55274
14	10-24 X 3/8 PAN HD PH T23	38111	38111	38111	38111	38111	38111	38111	38111	38111	38111	38111
15	DRAIN PLUG ASSEMBLY	89440	89440	89440	89440	89440	89440	89440	89440	89440	89440	89440
16	DRAIN VALVE	89014	89014	89014	89014	89014	89014	89014	89014	89014	89014	89014
17	DRIP TRAY/TANK COVER			89218	89218	89218	89225			89218	89218	89825



Cabinet Exterior – Parts List

Item	Part Description	Part Number										
		8047D	8048D	8049D	8050D	8051D	8066	8068	8068FL	8073	8073BF	8075
1	POWER HEAD ASSY	8060	8061	8063	8064	8062	8067	8069	8069FL	8074	8074BF	8067
2	TANK & CABNT ASSY W/DRAIN	89056	89056	89230	89330	89230	89330	89812	89866	89857	89857	89824
3	SWITCH BOX COMPONENTS (incls Items 4-12 below)	89887	89887	89887	89887	89887	89887	89887	89887	89887	89887	89887
4	PLUG	49220	49220	49220	49220	49220	49220	49220	49220	49220	49220	49220
5	CABLE CLAMP	49221	49221	49221	49221	49221	49221	49221	49221	49221	49221	49221
6	8-32 ACORN NUT SS	12385	12385	12385	12385	12385	12385	12385	12385	12385	12385	12385
7	8-32 X 1/2 PH PAN W/SEMS	47124	47124	47124	47124	47124	47124	47124	47124	47124	47124	47124
8	SWITCH BRACKET	69828	69828	69828	69828	69828	69828	69828	69828	69828	69828	69828
9	E-STOP CONTROL STATION	69829	69829	69829	69829	69829	69829	69829	69829	69829	69829	69829
10	SAFETY SWITCH LABEL	77901	77901	77901	77901	77901	77901	77901	77901	77901	77901	77901
11	CORDGRIP, STRAIGHT	55234	55234	55234	55234	55234	55234	55234	55234	55234	55234	55234
12	CABLE ASSEMBLY	89889	89889	89889	89889	89889	89889	89889	89889	89889	89889	89889
13	WIRE CLIP, 3/8 IN.	55274	55274	55274	55274	55274	55274	55274	55274	55274	55274	55274
14	10-24 X 3/8 PAN HD PH T23	38111	38111	38111	38111	38111	38111	38111	38111	38111	38111	38111
15	DRAIN PLUG ASSEMBLY	89440	89440	89440	89440	89440	89440	89440	89440	89440	89440	89440
16	DRAIN VALVE	89014	89014	89014	89014	89014	89014	89014	89014	89014	89014	89014
17	DRIP TRAY/TANK COVER			89218	89218	89218	89225			89218	89218	89825



Cabinet Exterior – Parts List

Item	Part Description	Part Number										
		8047D	8048D	8049D	8050D	8051D	8066	8068	8068FL	8073	8073BF	8075
1	POWER HEAD ASSY	8060	8061	8063	8064	8062	8067	8069	8069FL	8074	8074BF	8067
2	TANK & CABNT ASSY W/DRAIN	89056	89056	89230	89330	89230	89330	89812	89866	89857	89857	89824
3	SWITCH BOX COMPONENTS (incls Items 4-12 below)	89887	89887	89887	89887	89887	89887	89887	89887	89887	89887	89887
4	PLUG	49220	49220	49220	49220	49220	49220	49220	49220	49220	49220	49220
5	CABLE CLAMP	49221	49221	49221	49221	49221	49221	49221	49221	49221	49221	49221
6	8-32 ACORN NUT SS	12385	12385	12385	12385	12385	12385	12385	12385	12385	12385	12385
7	8-32 X 1/2 PH PAN W/SEMS	47124	47124	47124	47124	47124	47124	47124	47124	47124	47124	47124
8	SWITCH BRACKET	69828	69828	69828	69828	69828	69828	69828	69828	69828	69828	69828
9	E-STOP CONTROL STATION	69829	69829	69829	69829	69829	69829	69829	69829	69829	69829	69829
10	SAFETY SWITCH LABEL	77901	77901	77901	77901	77901	77901	77901	77901	77901	77901	77901
11	CORDGRIP, STRAIGHT	55234	55234	55234	55234	55234	55234	55234	55234	55234	55234	55234
12	CABLE ASSEMBLY	89889	89889	89889	89889	89889	89889	89889	89889	89889	89889	89889
13	WIRE CLIP, 3/8 IN.	55274	55274	55274	55274	55274	55274	55274	55274	55274	55274	55274
14	10-24 X 3/8 PAN HD PH T23	38111	38111	38111	38111	38111	38111	38111	38111	38111	38111	38111
15	DRAIN PLUG ASSEMBLY	89440	89440	89440	89440	89440	89440	89440	89440	89440	89440	89440
16	DRAIN VALVE	89014	89014	89014	89014	89014	89014	89014	89014	89014	89014	89014
17	DRIP TRAY/TANK COVER			89218	89218	89218	89225			89218	89218	89825



Cabinet Exterior – Parts List

Item	Part Description	Part Number										
		8047D	8048D	8049D	8050D	8051D	8066	8068	8068FL	8073	8073BF	8075
1	POWER HEAD ASSY	8060	8061	8063	8064	8062	8067	8069	8069FL	8074	8074BF	8067
2	TANK & CABNT ASSY W/DRAIN	89056	89056	89230	89330	89230	89330	89812	89866	89857	89857	89824
3	SWITCH BOX COMPONENTS (incls Items 4-12 below)	89887	89887	89887	89887	89887	89887	89887	89887	89887	89887	89887
4	PLUG	49220	49220	49220	49220	49220	49220	49220	49220	49220	49220	49220
5	CABLE CLAMP	49221	49221	49221	49221	49221	49221	49221	49221	49221	49221	49221
6	8-32 ACORN NUT SS	12385	12385	12385	12385	12385	12385	12385	12385	12385	12385	12385
7	8-32 X 1/2 PH PAN W/SEMS	47124	47124	47124	47124	47124	47124	47124	47124	47124	47124	47124
8	SWITCH BRACKET	69828	69828	69828	69828	69828	69828	69828	69828	69828	69828	69828
9	E-STOP CONTROL STATION	69829	69829	69829	69829	69829	69829	69829	69829	69829	69829	69829
10	SAFETY SWITCH LABEL	77901	77901	77901	77901	77901	77901	77901	77901	77901	77901	77901
11	CORDGRIP, STRAIGHT	55234	55234	55234	55234	55234	55234	55234	55234	55234	55234	55234
12	CABLE ASSEMBLY	89889	89889	89889	89889	89889	89889	89889	89889	89889	89889	89889
13	WIRE CLIP, 3/8 IN.	55274	55274	55274	55274	55274	55274	55274	55274	55274	55274	55274
14	10-24 X 3/8 PAN HD PH T23	38111	38111	38111	38111	38111	38111	38111	38111	38111	38111	38111
15	DRAIN PLUG ASSEMBLY	89440	89440	89440	89440	89440	89440	89440	89440	89440	89440	89440
16	DRAIN VALVE	89014	89014	89014	89014	89014	89014	89014	89014	89014	89014	89014
17	DRIP TRAY/TANK COVER			89218	89218	89218	89225			89218	89218	89825



Cabinet Exterior – Parts List

Item	Part Description	Part Number										
		8047D	8048D	8049D	8050D	8051D	8066	8068	8068FL	8073	8073BF	8075
1	POWER HEAD ASSY	8060	8061	8063	8064	8062	8067	8069	8069FL	8074	8074BF	8067
2	TANK & CABNT ASSY W/DRAIN	89056	89056	89230	89330	89230	89330	89812	89866	89857	89857	89824
3	SWITCH BOX COMPONENTS (incls Items 4-12 below)	89887	89887	89887	89887	89887	89887	89887	89887	89887	89887	89887
4	PLUG	49220	49220	49220	49220	49220	49220	49220	49220	49220	49220	49220
5	CABLE CLAMP	49221	49221	49221	49221	49221	49221	49221	49221	49221	49221	49221
6	8-32 ACORN NUT SS	12385	12385	12385	12385	12385	12385	12385	12385	12385	12385	12385
7	8-32 X 1/2 PH PAN W/SEMS	47124	47124	47124	47124	47124	47124	47124	47124	47124	47124	47124
8	SWITCH BRACKET	69828	69828	69828	69828	69828	69828	69828	69828	69828	69828	69828
9	E-STOP CONTROL STATION	69829	69829	69829	69829	69829	69829	69829	69829	69829	69829	69829
10	SAFETY SWITCH LABEL	77901	77901	77901	77901	77901	77901	77901	77901	77901	77901	77901
11	CORDGRIP, STRAIGHT	55234	55234	55234	55234	55234	55234	55234	55234	55234	55234	55234
12	CABLE ASSEMBLY	89889	89889	89889	89889	89889	89889	89889	89889	89889	89889	89889
13	WIRE CLIP, 3/8 IN.	55274	55274	55274	55274	55274	55274	55274	55274	55274	55274	55274
14	10-24 X 3/8 PAN HD PH T23	38111	38111	38111	38111	38111	38111	38111	38111	38111	38111	38111
15	DRAIN PLUG ASSEMBLY	89440	89440	89440	89440	89440	89440	89440	89440	89440	89440	89440
16	DRAIN VALVE	89014	89014	89014	89014	89014	89014	89014	89014	89014	89014	89014
17	DRIP TRAY/TANK COVER			89218	89218	89218	89225			89218	89218	89825



Cabinet Exterior – Parts List

Item	Part Description	Part Number										
		8047D	8048D	8049D	8050D	8051D	8066	8068	8068FL	8073	8073BF	8075
1	POWER HEAD ASSY	8060	8061	8063	8064	8062	8067	8069	8069FL	8074	8074BF	8067
2	TANK & CABNT ASSY W/DRAIN	89056	89056	89230	89330	89230	89330	89812	89866	89857	89857	89824
3	SWITCH BOX COMPONENTS (incls Items 4-12 below)	89887	89887	89887	89887	89887	89887	89887	89887	89887	89887	89887
4	PLUG	49220	49220	49220	49220	49220	49220	49220	49220	49220	49220	49220
5	CABLE CLAMP	49221	49221	49221	49221	49221	49221	49221	49221	49221	49221	49221
6	8-32 ACORN NUT SS	12385	12385	12385	12385	12385	12385	12385	12385	12385	12385	12385
7	8-32 X 1/2 PH PAN W/SEMS	47124	47124	47124	47124	47124	47124	47124	47124	47124	47124	47124
8	SWITCH BRACKET	69828	69828	69828	69828	69828	69828	69828	69828	69828	69828	69828
9	E-STOP CONTROL STATION	69829	69829	69829	69829	69829	69829	69829	69829	69829	69829	69829
10	SAFETY SWITCH LABEL	77901	77901	77901	77901	77901	77901	77901	77901	77901	77901	77901
11	CORDGRIP, STRAIGHT	55234	55234	55234	55234	55234	55234	55234	55234	55234	55234	55234
12	CABLE ASSEMBLY	89889	89889	89889	89889	89889	89889	89889	89889	89889	89889	89889
13	WIRE CLIP, 3/8 IN.	55274	55274	55274	55274	55274	55274	55274	55274	55274	55274	55274
14	10-24 X 3/8 PAN HD PH T23	38111	38111	38111	38111	38111	38111	38111	38111	38111	38111	38111
15	DRAIN PLUG ASSEMBLY	89440	89440	89440	89440	89440	89440	89440	89440	89440	89440	89440
16	DRAIN VALVE	89014	89014	89014	89014	89014	89014	89014	89014	89014	89014	89014
17	DRIP TRAY/TANK COVER			89218	89218	89218	89225			89218	89218	89825



Cabinet Exterior – Parts List

Item	Part Description	Part Number										
		8047D	8048D	8049D	8050D	8051D	8066	8068	8068FL	8073	8073BF	8075
1	POWER HEAD ASSY	8060	8061	8063	8064	8062	8067	8069	8069FL	8074	8074BF	8067
2	TANK & CABNT ASSY W/DRAIN	89056	89056	89230	89330	89230	89330	89812	89866	89857	89857	89824
3	SWITCH BOX COMPONENTS (incls Items 4-12 below)	89887	89887	89887	89887	89887	89887	89887	89887	89887	89887	89887
4	PLUG	49220	49220	49220	49220	49220	49220	49220	49220	49220	49220	49220
5	CABLE CLAMP	49221	49221	49221	49221	49221	49221	49221	49221	49221	49221	49221
6	8-32 ACORN NUT SS	12385	12385	12385	12385	12385	12385	12385	12385	12385	12385	12385
7	8-32 X 1/2 PH PAN W/SEMS	47124	47124	47124	47124	47124	47124	47124	47124	47124	47124	47124
8	SWITCH BRACKET	69828	69828	69828	69828	69828	69828	69828	69828	69828	69828	69828
9	E-STOP CONTROL STATION	69829	69829	69829	69829	69829	69829	69829	69829	69829	69829	69829
10	SAFETY SWITCH LABEL	77901	77901	77901	77901	77901	77901	77901	77901	77901	77901	77901
11	CORDGRIP, STRAIGHT	55234	55234	55234	55234	55234	55234	55234	55234	55234	55234	55234
12	CABLE ASSEMBLY	89889	89889	89889	89889	89889	89889	89889	89889	89889	89889	89889
13	WIRE CLIP, 3/8 IN.	55274	55274	55274	55274	55274	55274	55274	55274	55274	55274	55274
14	10-24 X 3/8 PAN HD PH T23	38111	38111	38111	38111	38111	38111	38111	38111	38111	38111	38111
15	DRAIN PLUG ASSEMBLY	89440	89440	89440	89440	89440	89440	89440	89440	89440	89440	89440
16	DRAIN VALVE	89014	89014	89014	89014	89014	89014	89014	89014	89014	89014	89014
17	DRIP TRAY/TANK COVER			89218	89218	89218	89225			89218	89218	89825



Cabinet Exterior – Parts List

Item	Part Description	Part Number										
		8047D	8048D	8049D	8050D	8051D	8066	8068	8068FL	8073	8073BF	8075
1	POWER HEAD ASSY	8060	8061	8063	8064	8062	8067	8069	8069FL	8074	8074BF	8067
2	TANK & CABNT ASSY W/DRAIN	89056	89056	89230	89330	89230	89330	89812	89866	89857	89857	89824
3	SWITCH BOX COMPONENTS (incls Items 4-12 below)	89887	89887	89887	89887	89887	89887	89887	89887	89887	89887	89887
4	PLUG	49220	49220	49220	49220	49220	49220	49220	49220	49220	49220	49220
5	CABLE CLAMP	49221	49221	49221	49221	49221	49221	49221	49221	49221	49221	49221
6	8-32 ACORN NUT SS	12385	12385	12385	12385	12385	12385	12385	12385	12385	12385	12385
7	8-32 X 1/2 PH PAN W/SEMS	47124	47124	47124	47124	47124	47124	47124	47124	47124	47124	47124
8	SWITCH BRACKET	69828	69828	69828	69828	69828	69828	69828	69828	69828	69828	69828
9	E-STOP CONTROL STATION	69829	69829	69829	69829	69829	69829	69829	69829	69829	69829	69829
10	SAFETY SWITCH LABEL	77901	77901	77901	77901	77901	77901	77901	77901	77901	77901	77901
11	CORDGRIP, STRAIGHT	55234	55234	55234	55234	55234	55234	55234	55234	55234	55234	55234
12	CABLE ASSEMBLY	89889	89889	89889	89889	89889	89889	89889	89889	89889	89889	89889
13	WIRE CLIP, 3/8 IN.	55274	55274	55274	55274	55274	55274	55274	55274	55274	55274	55274
14	10-24 X 3/8 PAN HD PH T23	38111	38111	38111	38111	38111	38111	38111	38111	38111	38111	38111
15	DRAIN PLUG ASSEMBLY	89440	89440	89440	89440	89440	89440	89440	89440	89440	89440	89440
16	DRAIN VALVE	89014	89014	89014	89014	89014	89014	89014	89014	89014	89014	89014
17	DRIP TRAY/TANK COVER			89218	89218	89218	89225			89218	89218	89825



Cabinet Exterior – Parts List

Item	Part Description	Part Number										
		8047D	8048D	8049D	8050D	8051D	8066	8068	8068FL	8073	8073BF	8075
1	POWER HEAD ASSY	8060	8061	8063	8064	8062	8067	8069	8069FL	8074	8074BF	8067
2	TANK & CABNT ASSY W/DRAIN	89056	89056	89230	89330	89230	89330	89812	89866	89857	89857	89824
3	SWITCH BOX COMPONENTS (incls Items 4-12 below)	89887	89887	89887	89887	89887	89887	89887	89887	89887	89887	89887
4	PLUG	49220	49220	49220	49220	49220	49220	49220	49220	49220	49220	49220
5	CABLE CLAMP	49221	49221	49221	49221	49221	49221	49221	49221	49221	49221	49221
6	8-32 ACORN NUT SS	12385	12385	12385	12385	12385	12385	12385	12385	12385	12385	12385
7	8-32 X 1/2 PH PAN W/SEMS	47124	47124	47124	47124	47124	47124	47124	47124	47124	47124	47124
8	SWITCH BRACKET	69828	69828	69828	69828	69828	69828	69828	69828	69828	69828	69828
9	E-STOP CONTROL STATION	69829	69829	69829	69829	69829	69829	69829	69829	69829	69829	69829
10	SAFETY SWITCH LABEL	77901	77901	77901	77901	77901	77901	77901	77901	77901	77901	77901
11	CORDGRIP, STRAIGHT	55234	55234	55234	55234	55234	55234	55234	55234	55234	55234	55234
12	CABLE ASSEMBLY	89889	89889	89889	89889	89889	89889	89889	89889	89889	89889	89889
13	WIRE CLIP, 3/8 IN.	55274	55274	55274	55274	55274	55274	55274	55274	55274	55274	55274
14	10-24 X 3/8 PAN HD PH T23	38111	38111	38111	38111	38111	38111	38111	38111	38111	38111	38111
15	DRAIN PLUG ASSEMBLY	89440	89440	89440	89440	89440	89440	89440	89440	89440	89440	89440
16	DRAIN VALVE	89014	89014	89014	89014	89014	89014	89014	89014	89014	89014	89014
17	DRIP TRAY/TANK COVER			89218	89218	89218	89225			89218	89218	89825



Cabinet Exterior – Parts List

Item	Part Description	Part Number										
		8047D	8048D	8049D	8050D	8051D	8066	8068	8068FL	8073	8073BF	8075
1	POWER HEAD ASSY	8060	8061	8063	8064	8062	8067	8069	8069FL	8074	8074BF	8067
2	TANK & CABNT ASSY W/DRAIN	89056	89056	89230	89330	89230	89330	89812	89866	89857	89857	89824
3	SWITCH BOX COMPONENTS (incls Items 4-12 below)	89887	89887	89887	89887	89887	89887	89887	89887	89887	89887	89887
4	PLUG	49220	49220	49220	49220	49220	49220	49220	49220	49220	49220	49220
5	CABLE CLAMP	49221	49221	49221	49221	49221	49221	49221	49221	49221	49221	49221
6	8-32 ACORN NUT SS	12385	12385	12385	12385	12385	12385	12385	12385	12385	12385	12385
7	8-32 X 1/2 PH PAN W/SEMS	47124	47124	47124	47124	47124	47124	47124	47124	47124	47124	47124
8	SWITCH BRACKET	69828	69828	69828	69828	69828	69828	69828	69828	69828	69828	69828
9	E-STOP CONTROL STATION	69829	69829	69829	69829	69829	69829	69829	69829	69829	69829	69829
10	SAFETY SWITCH LABEL	77901	77901	77901	77901	77901	77901	77901	77901	77901	77901	77901
11	CORDGRIP, STRAIGHT	55234	55234	55234	55234	55234	55234	55234	55234	55234	55234	55234
12	CABLE ASSEMBLY	89889	89889	89889	89889	89889	89889	89889	89889	89889	89889	89889
13	WIRE CLIP, 3/8 IN.	55274	55274	55274	55274	55274	55274	55274	55274	55274	55274	55274
14	10-24 X 3/8 PAN HD PH T23	38111	38111	38111	38111	38111	38111	38111	38111	38111	38111	38111
15	DRAIN PLUG ASSEMBLY	89440	89440	89440	89440	89440	89440	89440	89440	89440	89440	89440
16	DRAIN VALVE	89014	89014	89014	89014	89014	89014	89014	89014	89014	89014	89014
17	DRIP TRAY/TANK COVER			89218	89218	89218	89225			89218	89218	89825



Cabinet Exterior – Parts List

Item	Part Description	Part Number										
		8047D	8048D	8049D	8050D	8051D	8066	8068	8068FL	8073	8073BF	8075
1	POWER HEAD ASSY	8060	8061	8063	8064	8062	8067	8069	8069FL	8074	8074BF	8067
2	TANK & CABNT ASSY W/DRAIN	89056	89056	89230	89330	89230	89330	89812	89866	89857	89857	89824
3	SWITCH BOX COMPONENTS (incls Items 4-12 below)	89887	89887	89887	89887	89887	89887	89887	89887	89887	89887	89887
4	PLUG	49220	49220	49220	49220	49220	49220	49220	49220	49220	49220	49220
5	CABLE CLAMP	49221	49221	49221	49221	49221	49221	49221	49221	49221	49221	49221
6	8-32 ACORN NUT SS	12385	12385	12385	12385	12385	12385	12385	12385	12385	12385	12385
7	8-32 X 1/2 PH PAN W/SEMS	47124	47124	47124	47124	47124	47124	47124	47124	47124	47124	47124
8	SWITCH BRACKET	69828	69828	69828	69828	69828	69828	69828	69828	69828	69828	69828
9	E-STOP CONTROL STATION	69829	69829	69829	69829	69829	69829	69829	69829	69829	69829	69829
10	SAFETY SWITCH LABEL	77901	77901	77901	77901	77901	77901	77901	77901	77901	77901	77901
11	CORDGRIP, STRAIGHT	55234	55234	55234	55234	55234	55234	55234	55234	55234	55234	55234
12	CABLE ASSEMBLY	89889	89889	89889	89889	89889	89889	89889	89889	89889	89889	89889
13	WIRE CLIP, 3/8 IN.	55274	55274	55274	55274	55274	55274	55274	55274	55274	55274	55274
14	10-24 X 3/8 PAN HD PH T23	38111	38111	38111	38111	38111	38111	38111	38111	38111	38111	38111
15	DRAIN PLUG ASSEMBLY	89440	89440	89440	89440	89440	89440	89440	89440	89440	89440	89440
16	DRAIN VALVE	89014	89014	89014	89014	89014	89014	89014	89014	89014	89014	89014
17	DRIP TRAY/TANK COVER			89218	89218	89218	89225			89218	89218	89825



Cabinet Exterior – Parts List

Item	Part Description	Part Number										
		8047D	8048D	8049D	8050D	8051D	8066	8068	8068FL	8073	8073BF	8075
1	POWER HEAD ASSY	8060	8061	8063	8064	8062	8067	8069	8069FL	8074	8074BF	8067
2	TANK & CABNT ASSY W/DRAIN	89056	89056	89230	89330	89230	89330	89812	89866	89857	89857	89824
3	SWITCH BOX COMPONENTS (incls Items 4-12 below)	89887	89887	89887	89887	89887	89887	89887	89887	89887	89887	89887
4	PLUG	49220	49220	49220	49220	49220	49220	49220	49220	49220	49220	49220
5	CABLE CLAMP	49221	49221	49221	49221	49221	49221	49221	49221	49221	49221	49221
6	8-32 ACORN NUT SS	12385	12385	12385	12385	12385	12385	12385	12385	12385	12385	12385
7	8-32 X 1/2 PH PAN W/SEMS	47124	47124	47124	47124	47124	47124	47124	47124	47124	47124	47124
8	SWITCH BRACKET	69828	69828	69828	69828	69828	69828	69828	69828	69828	69828	69828
9	E-STOP CONTROL STATION	69829	69829	69829	69829	69829	69829	69829	69829	69829	69829	69829
10	SAFETY SWITCH LABEL	77901	77901	77901	77901	77901	77901	77901	77901	77901	77901	77901
11	CORDGRIP, STRAIGHT	55234	55234	55234	55234	55234	55234	55234	55234	55234	55234	55234
12	CABLE ASSEMBLY	89889	89889	89889	89889	89889	89889	89889	89889	89889	89889	89889
13	WIRE CLIP, 3/8 IN.	55274	55274	55274	55274	55274	55274	55274	55274	55274	55274	55274
14	10-24 X 3/8 PAN HD PH T23	38111	38111	38111	38111	38111	38111	38111	38111	38111	38111	38111
15	DRAIN PLUG ASSEMBLY	89440	89440	89440	89440	89440	89440	89440	89440	89440	89440	89440
16	DRAIN VALVE	89014	89014	89014	89014	89014	89014	89014	89014	89014	89014	89014
17	DRIP TRAY/TANK COVER			89218	89218	89218	89225			89218	89218	89825



Cabinet Exterior – Parts List

Item	Part Description	Part Number										
		8047D	8048D	8049D	8050D	8051D	8066	8068	8068FL	8073	8073BF	8075
1	POWER HEAD ASSY	8060	8061	8063	8064	8062	8067	8069	8069FL	8074	8074BF	8067
2	TANK & CABNT ASSY W/DRAIN	89056	89056	89230	89330	89230	89330	89812	89866	89857	89857	89824
3	SWITCH BOX COMPONENTS (incls Items 4-12 below)	89887	89887	89887	89887	89887	89887	89887	89887	89887	89887	89887
4	PLUG	49220	49220	49220	49220	49220	49220	49220	49220	49220	49220	49220
5	CABLE CLAMP	49221	49221	49221	49221	49221	49221	49221	49221	49221	49221	49221
6	8-32 ACORN NUT SS	12385	12385	12385	12385	12385	12385	12385	12385	12385	12385	12385
7	8-32 X 1/2 PH PAN W/SEMS	47124	47124	47124	47124	47124	47124	47124	47124	47124	47124	47124
8	SWITCH BRACKET	69828	69828	69828	69828	69828	69828	69828	69828	69828	69828	69828
9	E-STOP CONTROL STATION	69829	69829	69829	69829	69829	69829	69829	69829	69829	69829	69829
10	SAFETY SWITCH LABEL	77901	77901	77901	77901	77901	77901	77901	77901	77901	77901	77901
11	CORDGRIP, STRAIGHT	55234	55234	55234	55234	55234	55234	55234	55234	55234	55234	55234
12	CABLE ASSEMBLY	89889	89889	89889	89889	89889	89889	89889	89889	89889	89889	89889
13	WIRE CLIP, 3/8 IN.	55274	55274	55274	55274	55274	55274	55274	55274	55274	55274	55274
14	10-24 X 3/8 PAN HD PH T23	38111	38111	38111	38111	38111	38111	38111	38111	38111	38111	38111
15	DRAIN PLUG ASSEMBLY	89440	89440	89440	89440	89440	89440	89440	89440	89440	89440	89440
16	DRAIN VALVE	89014	89014	89014	89014	89014	89014	89014	89014	89014	89014	89014
17	DRIP TRAY/TANK COVER			89218	89218	89218	89225			89218	89218	89825



Cabinet Exterior – Parts List

Item	Part Description	Part Number										
		8047D	8048D	8049D	8050D	8051D	8066	8068	8068FL	8073	8073BF	8075
1	POWER HEAD ASSY	8060	8061	8063	8064	8062	8067	8069	8069FL	8074	8074BF	8067
2	TANK & CABNT ASSY W/DRAIN	89056	89056	89230	89330	89230	89330	89812	89866	89857	89857	89824
3	SWITCH BOX COMPONENTS (incls Items 4-12 below)	89887	89887	89887	89887	89887	89887	89887	89887	89887	89887	89887
4	PLUG	49220	49220	49220	49220	49220	49220	49220	49220	49220	49220	49220
5	CABLE CLAMP	49221	49221	49221	49221	49221	49221	49221	49221	49221	49221	49221
6	8-32 ACORN NUT SS	12385	12385	12385	12385	12385	12385	12385	12385	12385	12385	12385
7	8-32 X 1/2 PH PAN W/SEMS	47124	47124	47124	47124	47124	47124	47124	47124	47124	47124	47124
8	SWITCH BRACKET	69828	69828	69828	69828	69828	69828	69828	69828	69828	69828	69828
9	E-STOP CONTROL STATION	69829	69829	69829	69829	69829	69829	69829	69829	69829	69829	69829
10	SAFETY SWITCH LABEL	77901	77901	77901	77901	77901	77901	77901	77901	77901	77901	77901
11	CORDGRIP, STRAIGHT	55234	55234	55234	55234	55234	55234	55234	55234	55234	55234	55234
12	CABLE ASSEMBLY	89889	89889	89889	89889	89889	89889	89889	89889	89889	89889	89889
13	WIRE CLIP, 3/8 IN.	55274	55274	55274	55274	55274	55274	55274	55274	55274	55274	55274
14	10-24 X 3/8 PAN HD PH T23	38111	38111	38111	38111	38111	38111	38111	38111	38111	38111	38111
15	DRAIN PLUG ASSEMBLY	89440	89440	89440	89440	89440	89440	89440	89440	89440	89440	89440
16	DRAIN VALVE	89014	89014	89014	89014	89014	89014	89014	89014	89014	89014	89014
17	DRIP TRAY/TANK COVER			89218	89218	89218	89225			89218	89218	89825



Cabinet Exterior – Parts List

Item	Part Description	Part Number										
		8047D	8048D	8049D	8050D	8051D	8066	8068	8068FL	8073	8073BF	8075
1	POWER HEAD ASSY	8060	8061	8063	8064	8062	8067	8069	8069FL	8074	8074BF	8067
2	TANK & CABNT ASSY W/DRAIN	89056	89056	89230	89330	89230	89330	89812	89866	89857	89857	89824
3	SWITCH BOX COMPONENTS (incls Items 4-12 below)	89887	89887	89887	89887	89887	89887	89887	89887	89887	89887	89887
4	PLUG	49220	49220	49220	49220	49220	49220	49220	49220	49220	49220	49220
5	CABLE CLAMP	49221	49221	49221	49221	49221	49221	49221	49221	49221	49221	49221
6	8-32 ACORN NUT SS	12385	12385	12385	12385	12385	12385	12385	12385	12385	12385	12385
7	8-32 X 1/2 PH PAN W/SEMS	47124	47124	47124	47124	47124	47124	47124	47124	47124	47124	47124
8	SWITCH BRACKET	69828	69828	69828	69828	69828	69828	69828	69828	69828	69828	69828
9	E-STOP CONTROL STATION	69829	69829	69829	69829	69829	69829	69829	69829	69829	69829	69829
10	SAFETY SWITCH LABEL	77901	77901	77901	77901	77901	77901	77901	77901	77901	77901	77901
11	CORDGRIP, STRAIGHT	55234	55234	55234	55234	55234	55234	55234	55234	55234	55234	55234
12	CABLE ASSEMBLY	89889	89889	89889	89889	89889	89889	89889	89889	89889	89889	89889
13	WIRE CLIP, 3/8 IN.	55274	55274	55274	55274	55274	55274	55274	55274	55274	55274	55274
14	10-24 X 3/8 PAN HD PH T23	38111	38111	38111	38111	38111	38111	38111	38111	38111	38111	38111
15	DRAIN PLUG ASSEMBLY	89440	89440	89440	89440	89440	89440	89440	89440	89440	89440	89440
16	DRAIN VALVE	89014	89014	89014	89014	89014	89014	89014	89014	89014	89014	89014
17	DRIP TRAY/TANK COVER			89218	89218	89218	89225			89218	89218	89825



Cabinet Exterior – Parts List

Item	Part Description	Part Number										
		8047D	8048D	8049D	8050D	8051D	8066	8068	8068FL	8073	8073BF	8075
1	POWER HEAD ASSY	8060	8061	8063	8064	8062	8067	8069	8069FL	8074	8074BF	8067
2	TANK & CABNT ASSY W/DRAIN	89056	89056	89230	89330	89230	89330	89812	89866	89857	89857	89824
3	SWITCH BOX COMPONENTS (incls Items 4-12 below)	89887	89887	89887	89887	89887	89887	89887	89887	89887	89887	89887
4	PLUG	49220	49220	49220	49220	49220	49220	49220	49220	49220	49220	49220
5	CABLE CLAMP	49221	49221	49221	49221	49221	49221	49221	49221	49221	49221	49221
6	8-32 ACORN NUT SS	12385	12385	12385	12385	12385	12385	12385	12385	12385	12385	12385
7	8-32 X 1/2 PH PAN W/SEMS	47124	47124	47124	47124	47124	47124	47124	47124	47124	47124	47124
8	SWITCH BRACKET	69828	69828	69828	69828	69828	69828	69828	69828	69828	69828	69828
9	E-STOP CONTROL STATION	69829	69829	69829	69829	69829	69829	69829	69829	69829	69829	69829
10	SAFETY SWITCH LABEL	77901	77901	77901	77901	77901	77901	77901	77901	77901	77901	77901
11	CORDGRIP, STRAIGHT	55234	55234	55234	55234	55234	55234	55234	55234	55234	55234	55234
12	CABLE ASSEMBLY	89889	89889	89889	89889	89889	89889	89889	89889	89889	89889	89889
13	WIRE CLIP, 3/8 IN.	55274	55274	55274	55274	55274	55274	55274	55274	55274	55274	55274
14	10-24 X 3/8 PAN HD PH T23	38111	38111	38111	38111	38111	38111	38111	38111	38111	38111	38111
15	DRAIN PLUG ASSEMBLY	89440	89440	89440	89440	89440	89440	89440	89440	89440	89440	89440
16	DRAIN VALVE	89014	89014	89014	89014	89014	89014	89014	89014	89014	89014	89014
17	DRIP TRAY/TANK COVER			89218	89218	89218	89225			89218	89218	89825



Cabinet Exterior – Parts List

Item	Part Description	Part Number										
		8047D	8048D	8049D	8050D	8051D	8066	8068	8068FL	8073	8073BF	8075
1	POWER HEAD ASSY	8060	8061	8063	8064	8062	8067	8069	8069FL	8074	8074BF	8067
2	TANK & CABNT ASSY W/DRAIN	89056	89056	89230	89330	89230	89330	89812	89866	89857	89857	89824
3	SWITCH BOX COMPONENTS (incls Items 4-12 below)	89887	89887	89887	89887	89887	89887	89887	89887	89887	89887	89887
4	PLUG	49220	49220	49220	49220	49220	49220	49220	49220	49220	49220	49220
5	CABLE CLAMP	49221	49221	49221	49221	49221	49221	49221	49221	49221	49221	49221
6	8-32 ACORN NUT SS	12385	12385	12385	12385	12385	12385	12385	12385	12385	12385	12385
7	8-32 X 1/2 PH PAN W/SEMS	47124	47124	47124	47124	47124	47124	47124	47124	47124	47124	47124
8	SWITCH BRACKET	69828	69828	69828	69828	69828	69828	69828	69828	69828	69828	69828
9	E-STOP CONTROL STATION	69829	69829	69829	69829	69829	69829	69829	69829	69829	69829	69829
10	SAFETY SWITCH LABEL	77901	77901	77901	77901	77901	77901	77901	77901	77901	77901	77901
11	CORDGRIP, STRAIGHT	55234	55234	55234	55234	55234	55234	55234	55234	55234	55234	55234
12	CABLE ASSEMBLY	89889	89889	89889	89889	89889	89889	89889	89889	89889	89889	89889
13	WIRE CLIP, 3/8 IN.	55274	55274	55274	55274	55274	55274	55274	55274	55274	55274	55274
14	10-24 X 3/8 PAN HD PH T23	38111	38111	38111	38111	38111	38111	38111	38111	38111	38111	38111
15	DRAIN PLUG ASSEMBLY	89440	89440	89440	89440	89440	89440	89440	89440	89440	89440	89440
16	DRAIN VALVE	89014	89014	89014	89014	89014	89014	89014	89014	89014	89014	89014
17	DRIP TRAY/TANK COVER			89218	89218	89218	89225			89218	89218	89825



Cabinet Exterior – Parts List

Item	Part Description	Part Number										
		8047D	8048D	8049D	8050D	8051D	8066	8068	8068FL	8073	8073BF	8075
1	POWER HEAD ASSY	8060	8061	8063	8064	8062	8067	8069	8069FL	8074	8074BF	8067
2	TANK & CABNT ASSY W/DRAIN	89056	89056	89230	89330	89230	89330	89812	89866	89857	89857	89824
3	SWITCH BOX COMPONENTS (incls Items 4-12 below)	89887	89887	89887	89887	89887	89887	89887	89887	89887	89887	89887
4	PLUG	49220	49220	49220	49220	49220	49220	49220	49220	49220	49220	49220
5	CABLE CLAMP	49221	49221	49221	49221	49221	49221	49221	49221	49221	49221	49221
6	8-32 ACORN NUT SS	12385	12385	12385	12385	12385	12385	12385	12385	12385	12385	12385
7	8-32 X 1/2 PH PAN W/SEMS	47124	47124	47124	47124	47124	47124	47124	47124	47124	47124	47124
8	SWITCH BRACKET	69828	69828	69828	69828	69828	69828	69828	69828	69828	69828	69828
9	E-STOP CONTROL STATION	69829	69829	69829	69829	69829	69829	69829	69829	69829	69829	69829
10	SAFETY SWITCH LABEL	77901	77901	77901	77901	77901	77901	77901	77901	77901	77901	77901
11	CORDGRIP, STRAIGHT	55234	55234	55234	55234	55234	55234	55234	55234	55234	55234	55234
12	CABLE ASSEMBLY	89889	89889	89889	89889	89889	89889	89889	89889	89889	89889	89889
13	WIRE CLIP, 3/8 IN.	55274	55274	55274	55274	55274	55274	55274	55274	55274	55274	55274
14	10-24 X 3/8 PAN HD PH T23	38111	38111	38111	38111	38111	38111	38111	38111	38111	38111	38111
15	DRAIN PLUG ASSEMBLY	89440	89440	89440	89440	89440	89440	89440	89440	89440	89440	89440
16	DRAIN VALVE	89014	89014	89014	89014	89014	89014	89014	89014	89014	89014	89014
17	DRIP TRAY/TANK COVER			89218	89218	89218	89225			89218	89218	89825



Cabinet Exterior – Parts List

Item	Part Description	Part Number										
		8047D	8048D	8049D	8050D	8051D	8066	8068	8068FL	8073	8073BF	8075
1	POWER HEAD ASSY	8060	8061	8063	8064	8062	8067	8069	8069FL	8074	8074BF	8067
2	TANK & CABNT ASSY W/DRAIN	89056	89056	89230	89330	89230	89330	89812	89866	89857	89857	89824
3	SWITCH BOX COMPONENTS (incls Items 4-12 below)	89887	89887	89887	89887	89887	89887	89887	89887	89887	89887	89887
4	PLUG	49220	49220	49220	49220	49220	49220	49220	49220	49220	49220	49220
5	CABLE CLAMP	49221	49221	49221	49221	49221	49221	49221	49221	49221	49221	49221
6	8-32 ACORN NUT SS	12385	12385	12385	12385	12385	12385	12385	12385	12385	12385	12385
7	8-32 X 1/2 PH PAN W/SEMS	47124	47124	47124	47124	47124	47124	47124	47124	47124	47124	47124
8	SWITCH BRACKET	69828	69828	69828	69828	69828	69828	69828	69828	69828	69828	69828
9	E-STOP CONTROL STATION	69829	69829	69829	69829	69829	69829	69829	69829	69829	69829	69829
10	SAFETY SWITCH LABEL	77901	77901	77901	77901	77901	77901	77901	77901	77901	77901	77901
11	CORDGRIP, STRAIGHT	55234	55234	55234	55234	55234	55234	55234	55234	55234	55234	55234
12	CABLE ASSEMBLY	89889	89889	89889	89889	89889	89889	89889	89889	89889	89889	89889
13	WIRE CLIP, 3/8 IN.	55274	55274	55274	55274	55274	55274	55274	55274	55274	55274	55274
14	10-24 X 3/8 PAN HD PH T23	38111	38111	38111	38111	38111	38111	38111	38111	38111	38111	38111
15	DRAIN PLUG ASSEMBLY	89440	89440	89440	89440	89440	89440	89440	89440	89440	89440	89440
16	DRAIN VALVE	89014	89014	89014	89014	89014	89014	89014	89014	89014	89014	89014
17	DRIP TRAY/TANK COVER			89218	89218	89218	89225			89218	89218	89825



Cabinet Exterior – Parts List

Item	Part Description	Part Number										
		8047D	8048D	8049D	8050D	8051D	8066	8068	8068FL	8073	8073BF	8075
1	POWER HEAD ASSY	8060	8061	8063	8064	8062	8067	8069	8069FL	8074	8074BF	8067
2	TANK & CABNT ASSY W/DRAIN	89056	89056	89230	89330	89230	89330	89812	89866	89857	89857	89824
3	SWITCH BOX COMPONENTS (incls Items 4-12 below)	89887	89887	89887	89887	89887	89887	89887	89887	89887	89887	89887
4	PLUG	49220	49220	49220	49220	49220	49220	49220	49220	49220	49220	49220
5	CABLE CLAMP	49221	49221	49221	49221	49221	49221	49221	49221	49221	49221	49221
6	8-32 ACORN NUT SS	12385	12385	12385	12385	12385	12385	12385	12385	12385	12385	12385
7	8-32 X 1/2 PH PAN W/SEMS	47124	47124	47124	47124	47124	47124	47124	47124	47124	47124	47124
8	SWITCH BRACKET	69828	69828	69828	69828	69828	69828	69828	69828	69828	69828	69828
9	E-STOP CONTROL STATION	69829	69829	69829	69829	69829	69829	69829	69829	69829	69829	69829
10	SAFETY SWITCH LABEL	77901	77901	77901	77901	77901	77901	77901	77901	77901	77901	77901
11	CORDGRIP, STRAIGHT	55234	55234	55234	55234	55234	55234	55234	55234	55234	55234	55234
12	CABLE ASSEMBLY	89889	89889	89889	89889	89889	89889	89889	89889	89889	89889	89889
13	WIRE CLIP, 3/8 IN.	55274	55274	55274	55274	55274	55274	55274	55274	55274	55274	55274
14	10-24 X 3/8 PAN HD PH T23	38111	38111	38111	38111	38111	38111	38111	38111	38111	38111	38111
15	DRAIN PLUG ASSEMBLY	89440	89440	89440	89440	89440	89440	89440	89440	89440	89440	89440
16	DRAIN VALVE	89014	89014	89014	89014	89014	89014	89014	89014	89014	89014	89014
17	DRIP TRAY/TANK COVER			89218	89218	89218	89225			89218	89218	89825



Cabinet Exterior – Parts List

Item	Part Description	Part Number										
		8047D	8048D	8049D	8050D	8051D	8066	8068	8068FL	8073	8073BF	8075
1	POWER HEAD ASSY	8060	8061	8063	8064	8062	8067	8069	8069FL	8074	8074BF	8067
2	TANK & CABNT ASSY W/DRAIN	89056	89056	89230	89330	89230	89330	89812	89866	89857	89857	89824
3	SWITCH BOX COMPONENTS (incls Items 4-12 below)	89887	89887	89887	89887	89887	89887	89887	89887	89887	89887	89887
4	PLUG	49220	49220	49220	49220	49220	49220	49220	49220	49220	49220	49220
5	CABLE CLAMP	49221	49221	49221	49221	49221	49221	49221	49221	49221	49221	49221
6	8-32 ACORN NUT SS	12385	12385	12385	12385	12385	12385	12385	12385	12385	12385	12385
7	8-32 X 1/2 PH PAN W/SEMS	47124	47124	47124	47124	47124	47124	47124	47124	47124	47124	47124
8	SWITCH BRACKET	69828	69828	69828	69828	69828	69828	69828	69828	69828	69828	69828
9	E-STOP CONTROL STATION	69829	69829	69829	69829	69829	69829	69829	69829	69829	69829	69829
10	SAFETY SWITCH LABEL	77901	77901	77901	77901	77901	77901	77901	77901	77901	77901	77901
11	CORDGRIP, STRAIGHT	55234	55234	55234	55234	55234	55234	55234	55234	55234	55234	55234
12	CABLE ASSEMBLY	89889	89889	89889	89889	89889	89889	89889	89889	89889	89889	89889
13	WIRE CLIP, 3/8 IN.	55274	55274	55274	55274	55274	55274	55274	55274	55274	55274	55274
14	10-24 X 3/8 PAN HD PH T23	38111	38111	38111	38111	38111	38111	38111	38111	38111	38111	38111
15	DRAIN PLUG ASSEMBLY	89440	89440	89440	89440	89440	89440	89440	89440	89440	89440	89440
16	DRAIN VALVE	89014	89014	89014	89014	89014	89014	89014	89014	89014	89014	89014
17	DRIP TRAY/TANK COVER			89218	89218	89218	89225			89218	89218	89825



Cabinet Exterior – Parts List

Item	Part Description	Part Number										
		8047D	8048D	8049D	8050D	8051D	8066	8068	8068FL	8073	8073BF	8075
1	POWER HEAD ASSY	8060	8061	8063	8064	8062	8067	8069	8069FL	8074	8074BF	8067
2	TANK & CABNT ASSY W/DRAIN	89056	89056	89230	89330	89230	89330	89812	89866	89857	89857	89824
3	SWITCH BOX COMPONENTS (incls Items 4-12 below)	89887	89887	89887	89887	89887	89887	89887	89887	89887	89887	89887
4	PLUG	49220	49220	49220	49220	49220	49220	49220	49220	49220	49220	49220
5	CABLE CLAMP	49221	49221	49221	49221	49221	49221	49221	49221	49221	49221	49221
6	8-32 ACORN NUT SS	12385	12385	12385	12385	12385	12385	12385	12385	12385	12385	12385
7	8-32 X 1/2 PH PAN W/SEMS	47124	47124	47124	47124	47124	47124	47124	47124	47124	47124	47124
8	SWITCH BRACKET	69828	69828	69828	69828	69828	69828	69828	69828	69828	69828	69828
9	E-STOP CONTROL STATION	69829	69829	69829	69829	69829	69829	69829	69829	69829	69829	69829
10	SAFETY SWITCH LABEL	77901	77901	77901	77901	77901	77901	77901	77901	77901	77901	77901
11	CORDGRIP, STRAIGHT	55234	55234	55234	55234	55234	55234	55234	55234	55234	55234	55234
12	CABLE ASSEMBLY	89889	89889	89889	89889	89889	89889	89889	89889	89889	89889	89889
13	WIRE CLIP, 3/8 IN.	55274	55274	55274	55274	55274	55274	55274	55274	55274	55274	55274
14	10-24 X 3/8 PAN HD PH T23	38111	38111	38111	38111	38111	38111	38111	38111	38111	38111	38111
15	DRAIN PLUG ASSEMBLY	89440	89440	89440	89440	89440	89440	89440	89440	89440	89440	89440
16	DRAIN VALVE	89014	89014	89014	89014	89014	89014	89014	89014	89014	89014	89014
17	DRIP TRAY/TANK COVER			89218	89218	89218	89225			89218	89218	89825



Cabinet Exterior – Parts List

Item	Part Description	Part Number										
		8047D	8048D	8049D	8050D	8051D	8066	8068	8068FL	8073	8073BF	8075
1	POWER HEAD ASSY	8060	8061	8063	8064	8062	8067	8069	8069FL	8074	8074BF	8067
2	TANK & CABNT ASSY W/DRAIN	89056	89056	89230	89330	89230	89330	89812	89866	89857	89857	89824
3	SWITCH BOX COMPONENTS (incls Items 4-12 below)	89887	89887	89887	89887	89887	89887	89887	89887	89887	89887	89887
4	PLUG	49220	49220	49220	49220	49220	49220	49220	49220	49220	49220	49220
5	CABLE CLAMP	49221	49221	49221	49221	49221	49221	49221	49221	49221	49221	49221
6	8-32 ACORN NUT SS	12385	12385	12385	12385	12385	12385	12385	12385	12385	12385	12385
7	8-32 X 1/2 PH PAN W/SEMS	47124	47124	47124	47124	47124	47124	47124	47124	47124	47124	47124
8	SWITCH BRACKET	69828	69828	69828	69828	69828	69828	69828	69828	69828	69828	69828
9	E-STOP CONTROL STATION	69829	69829	69829	69829	69829	69829	69829	69829	69829	69829	69829
10	SAFETY SWITCH LABEL	77901	77901	77901	77901	77901	77901	77901	77901	77901	77901	77901
11	CORDGRIP, STRAIGHT	55234	55234	55234	55234	55234	55234	55234	55234	55234	55234	55234
12	CABLE ASSEMBLY	89889	89889	89889	89889	89889	89889	89889	89889	89889	89889	89889
13	WIRE CLIP, 3/8 IN.	55274	55274	55274	55274	55274	55274	55274	55274	55274	55274	55274
14	10-24 X 3/8 PAN HD PH T23	38111	38111	38111	38111	38111	38111	38111	38111	38111	38111	38111
15	DRAIN PLUG ASSEMBLY	89440	89440	89440	89440	89440	89440	89440	89440	89440	89440	89440
16	DRAIN VALVE	89014	89014	89014	89014	89014	89014	89014	89014	89014	89014	89014
17	DRIP TRAY/TANK COVER			89218	89218	89218	89225			89218	89218	89825



Cabinet Exterior – Parts List

Item	Part Description	Part Number										
		8047D	8048D	8049D	8050D	8051D	8066	8068	8068FL	8073	8073BF	8075
1	POWER HEAD ASSY	8060	8061	8063	8064	8062	8067	8069	8069FL	8074	8074BF	8067
2	TANK & CABNT ASSY W/DRAIN	89056	89056	89230	89330	89230	89330	89812	89866	89857	89857	89824
3	SWITCH BOX COMPONENTS (incls Items 4-12 below)	89887	89887	89887	89887	89887	89887	89887	89887	89887	89887	89887
4	PLUG	49220	49220	49220	49220	49220	49220	49220	49220	49220	49220	49220
5	CABLE CLAMP	49221	49221	49221	49221	49221	49221	49221	49221	49221	49221	49221
6	8-32 ACORN NUT SS	12385	12385	12385	12385	12385	12385	12385	12385	12385	12385	12385
7	8-32 X 1/2 PH PAN W/SEMS	47124	47124	47124	47124	47124	47124	47124	47124	47124	47124	47124
8	SWITCH BRACKET	69828	69828	69828	69828	69828	69828	69828	69828	69828	69828	69828
9	E-STOP CONTROL STATION	69829	69829	69829	69829	69829	69829	69829	69829	69829	69829	69829
10	SAFETY SWITCH LABEL	77901	77901	77901	77901	77901	77901	77901	77901	77901	77901	77901
11	CORDGRIP, STRAIGHT	55234	55234	55234	55234	55234	55234	55234	55234	55234	55234	55234
12	CABLE ASSEMBLY	89889	89889	89889	89889	89889	89889	89889	89889	89889	89889	89889
13	WIRE CLIP, 3/8 IN.	55274	55274	55274	55274	55274	55274	55274	55274	55274	55274	55274
14	10-24 X 3/8 PAN HD PH T23	38111	38111	38111	38111	38111	38111	38111	38111	38111	38111	38111
15	DRAIN PLUG ASSEMBLY	89440	89440	89440	89440	89440	89440	89440	89440	89440	89440	89440
16	DRAIN VALVE	89014	89014	89014	89014	89014	89014	89014	89014	89014	89014	89014
17	DRIP TRAY/TANK COVER			89218	89218	89218	89225			89218	89218	89825



Cabinet Exterior – Parts List

Item	Part Description	Part Number										
		8047D	8048D	8049D	8050D	8051D	8066	8068	8068FL	8073	8073BF	8075
1	POWER HEAD ASSY	8060	8061	8063	8064	8062	8067	8069	8069FL	8074	8074BF	8067
2	TANK & CABNT ASSY W/DRAIN	89056	89056	89230	89330	89230	89330	89812	89866	89857	89857	89824
3	SWITCH BOX COMPONENTS (incls Items 4-12 below)	89887	89887	89887	89887	89887	89887	89887	89887	89887	89887	89887
4	PLUG	49220	49220	49220	49220	49220	49220	49220	49220	49220	49220	49220
5	CABLE CLAMP	49221	49221	49221	49221	49221	49221	49221	49221	49221	49221	49221
6	8-32 ACORN NUT SS	12385	12385	12385	12385	12385	12385	12385	12385	12385	12385	12385
7	8-32 X 1/2 PH PAN W/SEMS	47124	47124	47124	47124	47124	47124	47124	47124	47124	47124	47124
8	SWITCH BRACKET	69828	69828	69828	69828	69828	69828	69828	69828	69828	69828	69828
9	E-STOP CONTROL STATION	69829	69829	69829	69829	69829	69829	69829	69829	69829	69829	69829
10	SAFETY SWITCH LABEL	77901	77901	77901	77901	77901	77901	77901	77901	77901	77901	77901
11	CORDGRIP, STRAIGHT	55234	55234	55234	55234	55234	55234	55234	55234	55234	55234	55234
12	CABLE ASSEMBLY	89889	89889	89889	89889	89889	89889	89889	89889	89889	89889	89889
13	WIRE CLIP, 3/8 IN.	55274	55274	55274	55274	55274	55274	55274	55274	55274	55274	55274
14	10-24 X 3/8 PAN HD PH T23	38111	38111	38111	38111	38111	38111	38111	38111	38111	38111	38111
15	DRAIN PLUG ASSEMBLY	89440	89440	89440	89440	89440	89440	89440	89440	89440	89440	89440
16	DRAIN VALVE	89014	89014	89014	89014	89014	89014	89014	89014	89014	89014	89014
17	DRIP TRAY/TANK COVER			89218	89218	89218	89225			89218	89218	89825



Cabinet Exterior – Parts List

Item	Part Description	Part Number										
		8047D	8048D	8049D	8050D	8051D	8066	8068	8068FL	8073	8073BF	8075
1	POWER HEAD ASSY	8060	8061	8063	8064	8062	8067	8069	8069FL	8074	8074BF	8067
2	TANK & CABNT ASSY W/DRAIN	89056	89056	89230	89330	89230	89330	89812	89866	89857	89857	89824
3	SWITCH BOX COMPONENTS (incls Items 4-12 below)	89887	89887	89887	89887	89887	89887	89887	89887	89887	89887	89887
4	PLUG	49220	49220	49220	49220	49220	49220	49220	49220	49220	49220	49220
5	CABLE CLAMP	49221	49221	49221	49221	49221	49221	49221	49221	49221	49221	49221
6	8-32 ACORN NUT SS	12385	12385	12385	12385	12385	12385	12385	12385	12385	12385	12385
7	8-32 X 1/2 PH PAN W/SEMS	47124	47124	47124	47124	47124	47124	47124	47124	47124	47124	47124
8	SWITCH BRACKET	69828	69828	69828	69828	69828	69828	69828	69828	69828	69828	69828
9	E-STOP CONTROL STATION	69829	69829	69829	69829	69829	69829	69829	69829	69829	69829	69829
10	SAFETY SWITCH LABEL	77901	77901	77901	77901	77901	77901	77901	77901	77901	77901	77901
11	CORDGRIP, STRAIGHT	55234	55234	55234	55234	55234	55234	55234	55234	55234	55234	55234
12	CABLE ASSEMBLY	89889	89889	89889	89889	89889	89889	89889	89889	89889	89889	89889
13	WIRE CLIP, 3/8 IN.	55274	55274	55274	55274	55274	55274	55274	55274	55274	55274	55274
14	10-24 X 3/8 PAN HD PH T23	38111	38111	38111	38111	38111	38111	38111	38111	38111	38111	38111
15	DRAIN PLUG ASSEMBLY	89440	89440	89440	89440	89440	89440	89440	89440	89440	89440	89440
16	DRAIN VALVE	89014	89014	89014	89014	89014	89014	89014	89014	89014	89014	89014
17	DRIP TRAY/TANK COVER			89218	89218	89218	89225			89218	89218	89825



Cabinet Exterior – Parts List

Item	Part Description	Part Number										
		8047D	8048D	8049D	8050D	8051D	8066	8068	8068FL	8073	8073BF	8075
1	POWER HEAD ASSY	8060	8061	8063	8064	8062	8067	8069	8069FL	8074	8074BF	8067
2	TANK & CABNT ASSY W/DRAIN	89056	89056	89230	89330	89230	89330	89812	89866	89857	89857	89824
3	SWITCH BOX COMPONENTS (incls Items 4-12 below)	89887	89887	89887	89887	89887	89887	89887	89887	89887	89887	89887
4	PLUG	49220	49220	49220	49220	49220	49220	49220	49220	49220	49220	49220
5	CABLE CLAMP	49221	49221	49221	49221	49221	49221	49221	49221	49221	49221	49221
6	8-32 ACORN NUT SS	12385	12385	12385	12385	12385	12385	12385	12385	12385	12385	12385
7	8-32 X 1/2 PH PAN W/SEMS	47124	47124	47124	47124	47124	47124	47124	47124	47124	47124	47124
8	SWITCH BRACKET	69828	69828	69828	69828	69828	69828	69828	69828	69828	69828	69828
9	E-STOP CONTROL STATION	69829	69829	69829	69829	69829	69829	69829	69829	69829	69829	69829
10	SAFETY SWITCH LABEL	77901	77901	77901	77901	77901	77901	77901	77901	77901	77901	77901
11	CORDGRIP, STRAIGHT	55234	55234	55234	55234	55234	55234	55234	55234	55234	55234	55234
12	CABLE ASSEMBLY	89889	89889	89889	89889	89889	89889	89889	89889	89889	89889	89889
13	WIRE CLIP, 3/8 IN.	55274	55274	55274	55274	55274	55274	55274	55274	55274	55274	55274
14	10-24 X 3/8 PAN HD PH T23	38111	38111	38111	38111	38111	38111	38111	38111	38111	38111	38111
15	DRAIN PLUG ASSEMBLY	89440	89440	89440	89440	89440	89440	89440	89440	89440	89440	89440
16	DRAIN VALVE	89014	89014	89014	89014	89014	89014	89014	89014	89014	89014	89014
17	DRIP TRAY/TANK COVER			89218	89218	89218	89225			89218	89218	89825



Cabinet Exterior – Parts List

Item	Part Description	Part Number										
		8047D	8048D	8049D	8050D	8051D	8066	8068	8068FL	8073	8073BF	8075
1	POWER HEAD ASSY	8060	8061	8063	8064	8062	8067	8069	8069FL	8074	8074BF	8067
2	TANK & CABNT ASSY W/DRAIN	89056	89056	89230	89330	89230	89330	89812	89866	89857	89857	89824
3	SWITCH BOX COMPONENTS (incls Items 4-12 below)	89887	89887	89887	89887	89887	89887	89887	89887	89887	89887	89887
4	PLUG	49220	49220	49220	49220	49220	49220	49220	49220	49220	49220	49220
5	CABLE CLAMP	49221	49221	49221	49221	49221	49221	49221	49221	49221	49221	49221
6	8-32 ACORN NUT SS	12385	12385	12385	12385	12385	12385	12385	12385	12385	12385	12385
7	8-32 X 1/2 PH PAN W/SEMS	47124	47124	47124	47124	47124	47124	47124	47124	47124	47124	47124
8	SWITCH BRACKET	69828	69828	69828	69828	69828	69828	69828	69828	69828	69828	69828
9	E-STOP CONTROL STATION	69829	69829	69829	69829	69829	69829	69829	69829	69829	69829	69829
10	SAFETY SWITCH LABEL	77901	77901	77901	77901	77901	77901	77901	77901	77901	77901	77901
11	CORDGRIP, STRAIGHT	55234	55234	55234	55234	55234	55234	55234	55234	55234	55234	55234
12	CABLE ASSEMBLY	89889	89889	89889	89889	89889	89889	89889	89889	89889	89889	89889
13	WIRE CLIP, 3/8 IN.	55274	55274	55274	55274	55274	55274	55274	55274	55274	55274	55274
14	10-24 X 3/8 PAN HD PH T23	38111	38111	38111	38111	38111	38111	38111	38111	38111	38111	38111
15	DRAIN PLUG ASSEMBLY	89440	89440	89440	89440	89440	89440	89440	89440	89440	89440	89440
16	DRAIN VALVE	89014	89014	89014	89014	89014	89014	89014	89014	89014	89014	89014
17	DRIP TRAY/TANK COVER			89218	89218	89218	89225			89218	89218	89825



Cabinet Exterior – Parts List

Item	Part Description	Part Number										
		8047D	8048D	8049D	8050D	8051D	8066	8068	8068FL	8073	8073BF	8075
1	POWER HEAD ASSY	8060	8061	8063	8064	8062	8067	8069	8069FL	8074	8074BF	8067
2	TANK & CABNT ASSY W/DRAIN	89056	89056	89230	89330	89230	89330	89812	89866	89857	89857	89824
3	SWITCH BOX COMPONENTS (incls Items 4-12 below)	89887	89887	89887	89887	89887	89887	89887	89887	89887	89887	89887
4	PLUG	49220	49220	49220	49220	49220	49220	49220	49220	49220	49220	49220
5	CABLE CLAMP	49221	49221	49221	49221	49221	49221	49221	49221	49221	49221	49221
6	8-32 ACORN NUT SS	12385	12385	12385	12385	12385	12385	12385	12385	12385	12385	12385
7	8-32 X 1/2 PH PAN W/SEMS	47124	47124	47124	47124	47124	47124	47124	47124	47124	47124	47124
8	SWITCH BRACKET	69828	69828	69828	69828	69828	69828	69828	69828	69828	69828	69828
9	E-STOP CONTROL STATION	69829	69829	69829	69829	69829	69829	69829	69829	69829	69829	69829
10	SAFETY SWITCH LABEL	77901	77901	77901	77901	77901	77901	77901	77901	77901	77901	77901
11	CORDGRIP, STRAIGHT	55234	55234	55234	55234	55234	55234	55234	55234	55234	55234	55234
12	CABLE ASSEMBLY	89889	89889	89889	89889	89889	89889	89889	89889	89889	89889	89889
13	WIRE CLIP, 3/8 IN.	55274	55274	55274	55274	55274	55274	55274	55274	55274	55274	55274
14	10-24 X 3/8 PAN HD PH T23	38111	38111	38111	38111	38111	38111	38111	38111	38111	38111	38111
15	DRAIN PLUG ASSEMBLY	89440	89440	89440	89440	89440	89440	89440	89440	89440	89440	89440
16	DRAIN VALVE	89014	89014	89014	89014	89014	89014	89014	89014	89014	89014	89014
17	DRIP TRAY/TANK COVER			89218	89218	89218	89225			89218	89218	89825



Cabinet Exterior – Parts List

Item	Part Description	Part Number										
		8047D	8048D	8049D	8050D	8051D	8066	8068	8068FL	8073	8073BF	8075
1	POWER HEAD ASSY	8060	8061	8063	8064	8062	8067	8069	8069FL	8074	8074BF	8067
2	TANK & CABNT ASSY W/DRAIN	89056	89056	89230	89330	89230	89330	89812	89866	89857	89857	89824
3	SWITCH BOX COMPONENTS (incls Items 4-12 below)	89887	89887	89887	89887	89887	89887	89887	89887	89887	89887	89887
4	PLUG	49220	49220	49220	49220	49220	49220	49220	49220	49220	49220	49220
5	CABLE CLAMP	49221	49221	49221	49221	49221	49221	49221	49221	49221	49221	49221
6	8-32 ACORN NUT SS	12385	12385	12385	12385	12385	12385	12385	12385	12385	12385	12385
7	8-32 X 1/2 PH PAN W/SEMS	47124	47124	47124	47124	47124	47124	47124	47124	47124	47124	47124
8	SWITCH BRACKET	69828	69828	69828	69828	69828	69828	69828	69828	69828	69828	69828
9	E-STOP CONTROL STATION	69829	69829	69829	69829	69829	69829	69829	69829	69829	69829	69829
10	SAFETY SWITCH LABEL	77901	77901	77901	77901	77901	77901	77901	77901	77901	77901	77901
11	CORDGRIP, STRAIGHT	55234	55234	55234	55234	55234	55234	55234	55234	55234	55234	55234
12	CABLE ASSEMBLY	89889	89889	89889	89889	89889	89889	89889	89889	89889	89889	89889
13	WIRE CLIP, 3/8 IN.	55274	55274	55274	55274	55274	55274	55274	55274	55274	55274	55274
14	10-24 X 3/8 PAN HD PH T23	38111	38111	38111	38111	38111	38111	38111	38111	38111	38111	38111
15	DRAIN PLUG ASSEMBLY	89440	89440	89440	89440	89440	89440	89440	89440	89440	89440	89440
16	DRAIN VALVE	89014	89014	89014	89014	89014	89014	89014	89014	89014	89014	89014
17	DRIP TRAY/TANK COVER			89218	89218	89218	89225			89218	89218	89825



Cabinet Exterior – Parts List

Item	Part Description	Part Number										
		8047D	8048D	8049D	8050D	8051D	8066	8068	8068FL	8073	8073BF	8075
1	POWER HEAD ASSY	8060	8061	8063	8064	8062	8067	8069	8069FL	8074	8074BF	8067
2	TANK & CABNT ASSY W/DRAIN	89056	89056	89230	89330	89230	89330	89812	89866	89857	89857	89824
3	SWITCH BOX COMPONENTS (incls Items 4-12 below)	89887	89887	89887	89887	89887	89887	89887	89887	89887	89887	89887
4	PLUG	49220	49220	49220	49220	49220	49220	49220	49220	49220	49220	49220
5	CABLE CLAMP	49221	49221	49221	49221	49221	49221	49221	49221	49221	49221	49221
6	8-32 ACORN NUT SS	12385	12385	12385	12385	12385	12385	12385	12385	12385	12385	12385
7	8-32 X 1/2 PH PAN W/SEMS	47124	47124	47124	47124	47124	47124	47124	47124	47124	47124	47124
8	SWITCH BRACKET	69828	69828	69828	69828	69828	69828	69828	69828	69828	69828	69828
9	E-STOP CONTROL STATION	69829	69829	69829	69829	69829	69829	69829	69829	69829	69829	69829
10	SAFETY SWITCH LABEL	77901	77901	77901	77901	77901	77901	77901	77901	77901	77901	77901
11	CORDGRIP, STRAIGHT	55234	55234	55234	55234	55234	55234	55234	55234	55234	55234	55234
12	CABLE ASSEMBLY	89889	89889	89889	89889	89889	89889	89889	89889	89889	89889	89889
13	WIRE CLIP, 3/8 IN.	55274	55274	55274	55274	55274	55274	55274	55274	55274	55274	55274
14	10-24 X 3/8 PAN HD PH T23	38111	38111	38111	38111	38111	38111	38111	38111	38111	38111	38111
15	DRAIN PLUG ASSEMBLY	89440	89440	89440	89440	89440	89440	89440	89440	89440	89440	89440
16	DRAIN VALVE	89014	89014	89014	89014	89014	89014	89014	89014	89014	89014	89014
17	DRIP TRAY/TANK COVER			89218	89218	89218	89225			89218	89218	89825



Cabinet Exterior – Parts List

Item	Part Description	Part Number										
		8047D	8048D	8049D	8050D	8051D	8066	8068	8068FL	8073	8073BF	8075
1	POWER HEAD ASSY	8060	8061	8063	8064	8062	8067	8069	8069FL	8074	8074BF	8067
2	TANK & CABNT ASSY W/DRAIN	89056	89056	89230	89330	89230	89330	89812	89866	89857	89857	89824
3	SWITCH BOX COMPONENTS (incls Items 4-12 below)	89887	89887	89887	89887	89887	89887	89887	89887	89887	89887	89887
4	PLUG	49220	49220	49220	49220	49220	49220	49220	49220	49220	49220	49220
5	CABLE CLAMP	49221	49221	49221	49221	49221	49221	49221	49221	49221	49221	49221
6	8-32 ACORN NUT SS	12385	12385	12385	12385	12385	12385	12385	12385	12385	12385	12385
7	8-32 X 1/2 PH PAN W/SEMS	47124	47124	47124	47124	47124	47124	47124	47124	47124	47124	47124
8	SWITCH BRACKET	69828	69828	69828	69828	69828	69828	69828	69828	69828	69828	69828
9	E-STOP CONTROL STATION	69829	69829	69829	69829	69829	69829	69829	69829	69829	69829	69829
10	SAFETY SWITCH LABEL	77901	77901	77901	77901	77901	77901	77901	77901	77901	77901	77901
11	CORDGRIP, STRAIGHT	55234	55234	55234	55234	55234	55234	55234	55234	55234	55234	55234
12	CABLE ASSEMBLY	89889	89889	89889	89889	89889	89889	89889	89889	89889	89889	89889
13	WIRE CLIP, 3/8 IN.	55274	55274	55274	55274	55274	55274	55274	55274	55274	55274	55274
14	10-24 X 3/8 PAN HD PH T23	38111	38111	38111	38111	38111	38111	38111	38111	38111	38111	38111
15	DRAIN PLUG ASSEMBLY	89440	89440	89440	89440	89440	89440	89440	89440	89440	89440	89440
16	DRAIN VALVE	89014	89014	89014	89014	89014	89014	89014	89014	89014	89014	89014
17	DRIP TRAY/TANK COVER			89218	89218	89218	89225			89218	89218	89825



Cabinet Exterior – Parts List

Item	Part Description	Part Number										
		8047D	8048D	8049D	8050D	8051D	8066	8068	8068FL	8073	8073BF	8075
1	POWER HEAD ASSY	8060	8061	8063	8064	8062	8067	8069	8069FL	8074	8074BF	8067
2	TANK & CABNT ASSY W/DRAIN	89056	89056	89230	89330	89230	89330	89812	89866	89857	89857	89824
3	SWITCH BOX COMPONENTS (incls Items 4-12 below)	89887	89887	89887	89887	89887	89887	89887	89887	89887	89887	89887
4	PLUG	49220	49220	49220	49220	49220	49220	49220	49220	49220	49220	49220
5	CABLE CLAMP	49221	49221	49221	49221	49221	49221	49221	49221	49221	49221	49221
6	8-32 ACORN NUT SS	12385	12385	12385	12385	12385	12385	12385	12385	12385	12385	12385
7	8-32 X 1/2 PH PAN W/SEMS	47124	47124	47124	47124	47124	47124	47124	47124	47124	47124	47124
8	SWITCH BRACKET	69828	69828	69828	69828	69828	69828	69828	69828	69828	69828	69828
9	E-STOP CONTROL STATION	69829	69829	69829	69829	69829	69829	69829	69829	69829	69829	69829
10	SAFETY SWITCH LABEL	77901	77901	77901	77901	77901	77901	77901	77901	77901	77901	77901
11	CORDGRIP, STRAIGHT	55234	55234	55234	55234	55234	55234	55234	55234	55234	55234	55234
12	CABLE ASSEMBLY	89889	89889	89889	89889	89889	89889	89889	89889	89889	89889	89889
13	WIRE CLIP, 3/8 IN.	55274	55274	55274	55274	55274	55274	55274	55274	55274	55274	55274
14	10-24 X 3/8 PAN HD PH T23	38111	38111	38111	38111	38111	38111	38111	38111	38111	38111	38111
15	DRAIN PLUG ASSEMBLY	89440	89440	89440	89440	89440	89440	89440	89440	89440	89440	89440
16	DRAIN VALVE	89014	89014	89014	89014	89014	89014	89014	89014	89014	89014	89014
17	DRIP TRAY/TANK COVER			89218	89218	89218	89225			89218	89218	89825



Cabinet Exterior – Parts List

Item	Part Description	Part Number										
		8047D	8048D	8049D	8050D	8051D	8066	8068	8068FL	8073	8073BF	8075
1	POWER HEAD ASSY	8060	8061	8063	8064	8062	8067	8069	8069FL	8074	8074BF	8067
2	TANK & CABNT ASSY W/DRAIN	89056	89056	89230	89330	89230	89330	89812	89866	89857	89857	89824
3	SWITCH BOX COMPONENTS (incls Items 4-12 below)	89887	89887	89887	89887	89887	89887	89887	89887	89887	89887	89887
4	PLUG	49220	49220	49220	49220	49220	49220	49220	49220	49220	49220	49220
5	CABLE CLAMP	49221	49221	49221	49221	49221	49221	49221	49221	49221	49221	49221
6	8-32 ACORN NUT SS	12385	12385	12385	12385	12385	12385	12385	12385	12385	12385	12385
7	8-32 X 1/2 PH PAN W/SEMS	47124	47124	47124	47124	47124	47124	47124	47124	47124	47124	47124
8	SWITCH BRACKET	69828	69828	69828	69828	69828	69828	69828	69828	69828	69828	69828
9	E-STOP CONTROL STATION	69829	69829	69829	69829	69829	69829	69829	69829	69829	69829	69829
10	SAFETY SWITCH LABEL	77901	77901	77901	77901	77901	77901	77901	77901	77901	77901	77901
11	CORDGRIP, STRAIGHT	55234	55234	55234	55234	55234	55234	55234	55234	55234	55234	55234
12	CABLE ASSEMBLY	89889	89889	89889	89889	89889	89889	89889	89889	89889	89889	89889
13	WIRE CLIP, 3/8 IN.	55274	55274	55274	55274	55274	55274	55274	55274	55274	55274	55274
14	10-24 X 3/8 PAN HD PH T23	38111	38111	38111	38111	38111	38111	38111	38111	38111	38111	38111
15	DRAIN PLUG ASSEMBLY	89440	89440	89440	89440	89440	89440	89440	89440	89440	89440	89440
16	DRAIN VALVE	89014	89014	89014	89014	89014	89014	89014	89014	89014	89014	89014
17	DRIP TRAY/TANK COVER			89218	89218	89218	89225			89218	89218	89825



Cabinet Exterior – Parts List

Item	Part Description	Part Number										
		8047D	8048D	8049D	8050D	8051D	8066	8068	8068FL	8073	8073BF	8075
1	POWER HEAD ASSY	8060	8061	8063	8064	8062	8067	8069	8069FL	8074	8074BF	8067
2	TANK & CABNT ASSY W/DRAIN	89056	89056	89230	89330	89230	89330	89812	89866	89857	89857	89824
3	SWITCH BOX COMPONENTS (incls Items 4-12 below)	89887	89887	89887	89887	89887	89887	89887	89887	89887	89887	89887
4	PLUG	49220	49220	49220	49220	49220	49220	49220	49220	49220	49220	49220
5	CABLE CLAMP	49221	49221	49221	49221	49221	49221	49221	49221	49221	49221	49221
6	8-32 ACORN NUT SS	12385	12385	12385	12385	12385	12385	12385	12385	12385	12385	12385
7	8-32 X 1/2 PH PAN W/SEMS	47124	47124	47124	47124	47124	47124	47124	47124	47124	47124	47124
8	SWITCH BRACKET	69828	69828	69828	69828	69828	69828	69828	69828	69828	69828	69828
9	E-STOP CONTROL STATION	69829	69829	69829	69829	69829	69829	69829	69829	69829	69829	69829
10	SAFETY SWITCH LABEL	77901	77901	77901	77901	77901	77901	77901	77901	77901	77901	77901
11	CORDGRIP, STRAIGHT	55234	55234	55234	55234	55234	55234	55234	55234	55234	55234	55234
12	CABLE ASSEMBLY	89889	89889	89889	89889	89889	89889	89889	89889	89889	89889	89889
13	WIRE CLIP, 3/8 IN.	55274	55274	55274	55274	55274	55274	55274	55274	55274	55274	55274
14	10-24 X 3/8 PAN HD PH T23	38111	38111	38111	38111	38111	38111	38111	38111	38111	38111	38111
15	DRAIN PLUG ASSEMBLY	89440	89440	89440	89440	89440	89440	89440	89440	89440	89440	89440
16	DRAIN VALVE	89014	89014	89014	89014	89014	89014	89014	89014	89014	89014	89014
17	DRIP TRAY/TANK COVER			89218	89218	89218	89225			89218	89218	89825



Cabinet Exterior – Parts List

Item	Part Description	Part Number										
		8047D	8048D	8049D	8050D	8051D	8066	8068	8068FL	8073	8073BF	8075
1	POWER HEAD ASSY	8060	8061	8063	8064	8062	8067	8069	8069FL	8074	8074BF	8067
2	TANK & CABNT ASSY W/DRAIN	89056	89056	89230	89330	89230	89330	89812	89866	89857	89857	89824
3	SWITCH BOX COMPONENTS (incls Items 4-12 below)	89887	89887	89887	89887	89887	89887	89887	89887	89887	89887	89887
4	PLUG	49220	49220	49220	49220	49220	49220	49220	49220	49220	49220	49220
5	CABLE CLAMP	49221	49221	49221	49221	49221	49221	49221	49221	49221	49221	49221
6	8-32 ACORN NUT SS	12385	12385	12385	12385	12385	12385	12385	12385	12385	12385	12385
7	8-32 X 1/2 PH PAN W/SEMS	47124	47124	47124	47124	47124	47124	47124	47124	47124	47124	47124
8	SWITCH BRACKET	69828	69828	69828	69828	69828	69828	69828	69828	69828	69828	69828
9	E-STOP CONTROL STATION	69829	69829	69829	69829	69829	69829	69829	69829	69829	69829	69829
10	SAFETY SWITCH LABEL	77901	77901	77901	77901	77901	77901	77901	77901	77901	77901	77901
11	CORDGRIP, STRAIGHT	55234	55234	55234	55234	55234	55234	55234	55234	55234	55234	55234
12	CABLE ASSEMBLY	89889	89889	89889	89889	89889	89889	89889	89889	89889	89889	89889
13	WIRE CLIP, 3/8 IN.	55274	55274	55274	55274	55274	55274	55274	55274	55274	55274	55274
14	10-24 X 3/8 PAN HD PH T23	38111	38111	38111	38111	38111	38111	38111	38111	38111	38111	38111
15	DRAIN PLUG ASSEMBLY	89440	89440	89440	89440	89440	89440	89440	89440	89440	89440	89440
16	DRAIN VALVE	89014	89014	89014	89014	89014	89014	89014	89014	89014	89014	89014
17	DRIP TRAY/TANK COVER			89218	89218	89218	89225			89218	89218	89825



Cabinet Exterior – Parts List

Item	Part Description	Part Number										
		8047D	8048D	8049D	8050D	8051D	8066	8068	8068FL	8073	8073BF	8075
1	POWER HEAD ASSY	8060	8061	8063	8064	8062	8067	8069	8069FL	8074	8074BF	8067
2	TANK & CABNT ASSY W/DRAIN	89056	89056	89230	89330	89230	89330	89812	89866	89857	89857	89824
3	SWITCH BOX COMPONENTS (incls Items 4-12 below)	89887	89887	89887	89887	89887	89887	89887	89887	89887	89887	89887
4	PLUG	49220	49220	49220	49220	49220	49220	49220	49220	49220	49220	49220
5	CABLE CLAMP	49221	49221	49221	49221	49221	49221	49221	49221	49221	49221	49221
6	8-32 ACORN NUT SS	12385	12385	12385	12385	12385	12385	12385	12385	12385	12385	12385
7	8-32 X 1/2 PH PAN W/SEMS	47124	47124	47124	47124	47124	47124	47124	47124	47124	47124	47124
8	SWITCH BRACKET	69828	69828	69828	69828	69828	69828	69828	69828	69828	69828	69828
9	E-STOP CONTROL STATION	69829	69829	69829	69829	69829	69829	69829	69829	69829	69829	69829
10	SAFETY SWITCH LABEL	77901	77901	77901	77901	77901	77901	77901	77901	77901	77901	77901
11	CORDGRIP, STRAIGHT	55234	55234	55234	55234	55234	55234	55234	55234	55234	55234	55234
12	CABLE ASSEMBLY	89889	89889	89889	89889	89889	89889	89889	89889	89889	89889	89889
13	WIRE CLIP, 3/8 IN.	55274	55274	55274	55274	55274	55274	55274	55274	55274	55274	55274
14	10-24 X 3/8 PAN HD PH T23	38111	38111	38111	38111	38111	38111	38111	38111	38111	38111	38111
15	DRAIN PLUG ASSEMBLY	89440	89440	89440	89440	89440	89440	89440	89440	89440	89440	89440
16	DRAIN VALVE	89014	89014	89014	89014	89014	89014	89014	89014	89014	89014	89014
17	DRIP TRAY/TANK COVER			89218	89218	89218	89225			89218	89218	89825



Cabinet Exterior – Parts List

Item	Part Description	Part Number										
		8047D	8048D	8049D	8050D	8051D	8066	8068	8068FL	8073	8073BF	8075
1	POWER HEAD ASSY	8060	8061	8063	8064	8062	8067	8069	8069FL	8074	8074BF	8067
2	TANK & CABNT ASSY W/DRAIN	89056	89056	89230	89330	89230	89330	89812	89866	89857	89857	89824
3	SWITCH BOX COMPONENTS (incls Items 4-12 below)	89887	89887	89887	89887	89887	89887	89887	89887	89887	89887	89887
4	PLUG	49220	49220	49220	49220	49220	49220	49220	49220	49220	49220	49220
5	CABLE CLAMP	49221	49221	49221	49221	49221	49221	49221	49221	49221	49221	49221
6	8-32 ACORN NUT SS	12385	12385	12385	12385	12385	12385	12385	12385	12385	12385	12385
7	8-32 X 1/2 PH PAN W/SEMS	47124	47124	47124	47124	47124	47124	47124	47124	47124	47124	47124
8	SWITCH BRACKET	69828	69828	69828	69828	69828	69828	69828	69828	69828	69828	69828
9	E-STOP CONTROL STATION	69829	69829	69829	69829	69829	69829	69829	69829	69829	69829	69829
10	SAFETY SWITCH LABEL	77901	77901	77901	77901	77901	77901	77901	77901	77901	77901	77901
11	CORDGRIP, STRAIGHT	55234	55234	55234	55234	55234	55234	55234	55234	55234	55234	55234
12	CABLE ASSEMBLY	89889	89889	89889	89889	89889	89889	89889	89889	89889	89889	89889
13	WIRE CLIP, 3/8 IN.	55274	55274	55274	55274	55274	55274	55274	55274	55274	55274	55274
14	10-24 X 3/8 PAN HD PH T23	38111	38111	38111	38111	38111	38111	38111	38111	38111	38111	38111
15	DRAIN PLUG ASSEMBLY	89440	89440	89440	89440	89440	89440	89440	89440	89440	89440	89440
16	DRAIN VALVE	89014	89014	89014	89014	89014	89014	89014	89014	89014	89014	89014
17	DRIP TRAY/TANK COVER			89218	89218	89218	89225			89218	89218	89825



Cabinet Exterior – Parts List

Item	Part Description	Part Number										
		8047D	8048D	8049D	8050D	8051D	8066	8068	8068FL	8073	8073BF	8075
1	POWER HEAD ASSY	8060	8061	8063	8064	8062	8067	8069	8069FL	8074	8074BF	8067
2	TANK & CABNT ASSY W/DRAIN	89056	89056	89230	89330	89230	89330	89812	89866	89857	89857	89824
3	SWITCH BOX COMPONENTS (incls Items 4-12 below)	89887	89887	89887	89887	89887	89887	89887	89887	89887	89887	89887
4	PLUG	49220	49220	49220	49220	49220	49220	49220	49220	49220	49220	49220
5	CABLE CLAMP	49221	49221	49221	49221	49221	49221	49221	49221	49221	49221	49221
6	8-32 ACORN NUT SS	12385	12385	12385	12385	12385	12385	12385	12385	12385	12385	12385
7	8-32 X 1/2 PH PAN W/SEMS	47124	47124	47124	47124	47124	47124	47124	47124	47124	47124	47124
8	SWITCH BRACKET	69828	69828	69828	69828	69828	69828	69828	69828	69828	69828	69828
9	E-STOP CONTROL STATION	69829	69829	69829	69829	69829	69829	69829	69829	69829	69829	69829
10	SAFETY SWITCH LABEL	77901	77901	77901	77901	77901	77901	77901	77901	77901	77901	77901
11	CORDGRIP, STRAIGHT	55234	55234	55234	55234	55234	55234	55234	55234	55234	55234	55234
12	CABLE ASSEMBLY	89889	89889	89889	89889	89889	89889	89889	89889	89889	89889	89889
13	WIRE CLIP, 3/8 IN.	55274	55274	55274	55274	55274	55274	55274	55274	55274	55274	55274
14	10-24 X 3/8 PAN HD PH T23	38111	38111	38111	38111	38111	38111	38111	38111	38111	38111	38111
15	DRAIN PLUG ASSEMBLY	89440	89440	89440	89440	89440	89440	89440	89440	89440	89440	89440
16	DRAIN VALVE	89014	89014	89014	89014	89014	89014	89014	89014	89014	89014	89014
17	DRIP TRAY/TANK COVER			89218	89218	89218	89225			89218	89218	89825



Cabinet Exterior – Parts List

Item	Part Description	Part Number										
		8047D	8048D	8049D	8050D	8051D	8066	8068	8068FL	8073	8073BF	8075
1	POWER HEAD ASSY	8060	8061	8063	8064	8062	8067	8069	8069FL	8074	8074BF	8067
2	TANK & CABNT ASSY W/DRAIN	89056	89056	89230	89330	89230	89330	89812	89866	89857	89857	89824
3	SWITCH BOX COMPONENTS (incls Items 4-12 below)	89887	89887	89887	89887	89887	89887	89887	89887	89887	89887	89887
4	PLUG	49220	49220	49220	49220	49220	49220	49220	49220	49220	49220	49220
5	CABLE CLAMP	49221	49221	49221	49221	49221	49221	49221	49221	49221	49221	49221
6	8-32 ACORN NUT SS	12385	12385	12385	12385	12385	12385	12385	12385	12385	12385	12385
7	8-32 X 1/2 PH PAN W/SEMS	47124	47124	47124	47124	47124	47124	47124	47124	47124	47124	47124
8	SWITCH BRACKET	69828	69828	69828	69828	69828	69828	69828	69828	69828	69828	69828
9	E-STOP CONTROL STATION	69829	69829	69829	69829	69829	69829	69829	69829	69829	69829	69829
10	SAFETY SWITCH LABEL	77901	77901	77901	77901	77901	77901	77901	77901	77901	77901	77901
11	CORDGRIP, STRAIGHT	55234	55234	55234	55234	55234	55234	55234	55234	55234	55234	55234
12	CABLE ASSEMBLY	89889	89889	89889	89889	89889	89889	89889	89889	89889	89889	89889
13	WIRE CLIP, 3/8 IN.	55274	55274	55274	55274	55274	55274	55274	55274	55274	55274	55274
14	10-24 X 3/8 PAN HD PH T23	38111	38111	38111	38111	38111	38111	38111	38111	38111	38111	38111
15	DRAIN PLUG ASSEMBLY	89440	89440	89440	89440	89440	89440	89440	89440	89440	89440	89440
16	DRAIN VALVE	89014	89014	89014	89014	89014	89014	89014	89014	89014	89014	89014
17	DRIP TRAY/TANK COVER			89218	89218	89218	89225			89218	89218	89825



Cabinet Exterior – Parts List

Item	Part Description	Part Number										
		8047D	8048D	8049D	8050D	8051D	8066	8068	8068FL	8073	8073BF	8075
1	POWER HEAD ASSY	8060	8061	8063	8064	8062	8067	8069	8069FL	8074	8074BF	8067
2	TANK & CABNT ASSY W/DRAIN	89056	89056	89230	89330	89230	89330	89812	89866	89857	89857	89824
3	SWITCH BOX COMPONENTS (incls Items 4-12 below)	89887	89887	89887	89887	89887	89887	89887	89887	89887	89887	89887
4	PLUG	49220	49220	49220	49220	49220	49220	49220	49220	49220	49220	49220
5	CABLE CLAMP	49221	49221	49221	49221	49221	49221	49221	49221	49221	49221	49221
6	8-32 ACORN NUT SS	12385	12385	12385	12385	12385	12385	12385	12385	12385	12385	12385
7	8-32 X 1/2 PH PAN W/SEMS	47124	47124	47124	47124	47124	47124	47124	47124	47124	47124	47124
8	SWITCH BRACKET	69828	69828	69828	69828	69828	69828	69828	69828	69828	69828	69828
9	E-STOP CONTROL STATION	69829	69829	69829	69829	69829	69829	69829	69829	69829	69829	69829
10	SAFETY SWITCH LABEL	77901	77901	77901	77901	77901	77901	77901	77901	77901	77901	77901
11	CORDGRIP, STRAIGHT	55234	55234	55234	55234	55234	55234	55234	55234	55234	55234	55234
12	CABLE ASSEMBLY	89889	89889	89889	89889	89889	89889	89889	89889	89889	89889	89889
13	WIRE CLIP, 3/8 IN.	55274	55274	55274	55274	55274	55274	55274	55274	55274	55274	55274
14	10-24 X 3/8 PAN HD PH T23	38111	38111	38111	38111	38111	38111	38111	38111	38111	38111	38111
15	DRAIN PLUG ASSEMBLY	89440	89440	89440	89440	89440	89440	89440	89440	89440	89440	89440
16	DRAIN VALVE	89014	89014	89014	89014	89014	89014	89014	89014	89014	89014	89014
17	DRIP TRAY/TANK COVER			89218	89218	89218	89225			89218	89218	89825



Cabinet Exterior – Parts List

Item	Part Description	Part Number										
		8047D	8048D	8049D	8050D	8051D	8066	8068	8068FL	8073	8073BF	8075
1	POWER HEAD ASSY	8060	8061	8063	8064	8062	8067	8069	8069FL	8074	8074BF	8067
2	TANK & CABNT ASSY W/DRAIN	89056	89056	89230	89330	89230	89330	89812	89866	89857	89857	89824
3	SWITCH BOX COMPONENTS (incls Items 4-12 below)	89887	89887	89887	89887	89887	89887	89887	89887	89887	89887	89887
4	PLUG	49220	49220	49220	49220	49220	49220	49220	49220	49220	49220	49220
5	CABLE CLAMP	49221	49221	49221	49221	49221	49221	49221	49221	49221	49221	49221
6	8-32 ACORN NUT SS	12385	12385	12385	12385	12385	12385	12385	12385	12385	12385	12385
7	8-32 X 1/2 PH PAN W/SEMS	47124	47124	47124	47124	47124	47124	47124	47124	47124	47124	47124
8	SWITCH BRACKET	69828	69828	69828	69828	69828	69828	69828	69828	69828	69828	69828
9	E-STOP CONTROL STATION	69829	69829	69829	69829	69829	69829	69829	69829	69829	69829	69829
10	SAFETY SWITCH LABEL	77901	77901	77901	77901	77901	77901	77901	77901	77901	77901	77901
11	CORDGRIP, STRAIGHT	55234	55234	55234	55234	55234	55234	55234	55234	55234	55234	55234
12	CABLE ASSEMBLY	89889	89889	89889	89889	89889	89889	89889	89889	89889	89889	89889
13	WIRE CLIP, 3/8 IN.	55274	55274	55274	55274	55274	55274	55274	55274	55274	55274	55274
14	10-24 X 3/8 PAN HD PH T23	38111	38111	38111	38111	38111	38111	38111	38111	38111	38111	38111
15	DRAIN PLUG ASSEMBLY	89440	89440	89440	89440	89440	89440	89440	89440	89440	89440	89440
16	DRAIN VALVE	89014	89014	89014	89014	89014	89014	89014	89014	89014	89014	89014
17	DRIP TRAY/TANK COVER			89218	89218	89218	89225			89218	89218	89825



Cabinet Exterior – Parts List

Item	Part Description	Part Number										
		8047D	8048D	8049D	8050D	8051D	8066	8068	8068FL	8073	8073BF	8075
1	POWER HEAD ASSY	8060	8061	8063	8064	8062	8067	8069	8069FL	8074	8074BF	8067
2	TANK & CABNT ASSY W/DRAIN	89056	89056	89230	89330	89230	89330	89812	89866	89857	89857	89824
3	SWITCH BOX COMPONENTS (incls Items 4-12 below)	89887	89887	89887	89887	89887	89887	89887	89887	89887	89887	89887
4	PLUG	49220	49220	49220	49220	49220	49220	49220	49220	49220	49220	49220
5	CABLE CLAMP	49221	49221	49221	49221	49221	49221	49221	49221	49221	49221	49221
6	8-32 ACORN NUT SS	12385	12385	12385	12385	12385	12385	12385	12385	12385	12385	12385
7	8-32 X 1/2 PH PAN W/SEMS	47124	47124	47124	47124	47124	47124	47124	47124	47124	47124	47124
8	SWITCH BRACKET	69828	69828	69828	69828	69828	69828	69828	69828	69828	69828	69828
9	E-STOP CONTROL STATION	69829	69829	69829	69829	69829	69829	69829	69829	69829	69829	69829
10	SAFETY SWITCH LABEL	77901	77901	77901	77901	77901	77901	77901	77901	77901	77901	77901
11	CORDGRIP, STRAIGHT	55234	55234	55234	55234	55234	55234	55234	55234	55234	55234	55234
12	CABLE ASSEMBLY	89889	89889	89889	89889	89889	89889	89889	89889	89889	89889	89889
13	WIRE CLIP, 3/8 IN.	55274	55274	55274	55274	55274	55274	55274	55274	55274	55274	55274
14	10-24 X 3/8 PAN HD PH T23	38111	38111	38111	38111	38111	38111	38111	38111	38111	38111	38111
15	DRAIN PLUG ASSEMBLY	89440	89440	89440	89440	89440	89440	89440	89440	89440	89440	89440
16	DRAIN VALVE	89014	89014	89014	89014	89014	89014	89014	89014	89014	89014	89014
17	DRIP TRAY/TANK COVER			89218	89218	89218	89225			89218	89218	89825



Cabinet Exterior – Parts List

Item	Part Description	Part Number										
		8047D	8048D	8049D	8050D	8051D	8066	8068	8068FL	8073	8073BF	8075
1	POWER HEAD ASSY	8060	8061	8063	8064	8062	8067	8069	8069FL	8074	8074BF	8067
2	TANK & CABNT ASSY W/DRAIN	89056	89056	89230	89330	89230	89330	89812	89866	89857	89857	89824
3	SWITCH BOX COMPONENTS (incls Items 4-12 below)	89887	89887	89887	89887	89887	89887	89887	89887	89887	89887	89887
4	PLUG	49220	49220	49220	49220	49220	49220	49220	49220	49220	49220	49220
5	CABLE CLAMP	49221	49221	49221	49221	49221	49221	49221	49221	49221	49221	49221
6	8-32 ACORN NUT SS	12385	12385	12385	12385	12385	12385	12385	12385	12385	12385	12385
7	8-32 X 1/2 PH PAN W/SEMS	47124	47124	47124	47124	47124	47124	47124	47124	47124	47124	47124
8	SWITCH BRACKET	69828	69828	69828	69828	69828	69828	69828	69828	69828	69828	69828
9	E-STOP CONTROL STATION	69829	69829	69829	69829	69829	69829	69829	69829	69829	69829	69829
10	SAFETY SWITCH LABEL	77901	77901	77901	77901	77901	77901	77901	77901	77901	77901	77901
11	CORDGRIP, STRAIGHT	55234	55234	55234	55234	55234	55234	55234	55234	55234	55234	55234
12	CABLE ASSEMBLY	89889	89889	89889	89889	89889	89889	89889	89889	89889	89889	89889
13	WIRE CLIP, 3/8 IN.	55274	55274	55274	55274	55274	55274	55274	55274	55274	55274	55274
14	10-24 X 3/8 PAN HD PH T23	38111	38111	38111	38111	38111	38111	38111	38111	38111	38111	38111
15	DRAIN PLUG ASSEMBLY	89440	89440	89440	89440	89440	89440	89440	89440	89440	89440	89440
16	DRAIN VALVE	89014	89014	89014	89014	89014	89014	89014	89014	89014	89014	89014
17	DRIP TRAY/TANK COVER			89218	89218	89218	89225			89218	89218	89825



Cabinet Exterior – Parts List

Item	Part Description	Part Number										
		8047D	8048D	8049D	8050D	8051D	8066	8068	8068FL	8073	8073BF	8075
1	POWER HEAD ASSY	8060	8061	8063	8064	8062	8067	8069	8069FL	8074	8074BF	8067
2	TANK & CABNT ASSY W/DRAIN	89056	89056	89230	89330	89230	89330	89812	89866	89857	89857	89824
3	SWITCH BOX COMPONENTS (incls Items 4-12 below)	89887	89887	89887	89887	89887	89887	89887	89887	89887	89887	89887
4	PLUG	49220	49220	49220	49220	49220	49220	49220	49220	49220	49220	49220
5	CABLE CLAMP	49221	49221	49221	49221	49221	49221	49221	49221	49221	49221	49221
6	8-32 ACORN NUT SS	12385	12385	12385	12385	12385	12385	12385	12385	12385	12385	12385
7	8-32 X 1/2 PH PAN W/SEMS	47124	47124	47124	47124	47124	47124	47124	47124	47124	47124	47124
8	SWITCH BRACKET	69828	69828	69828	69828	69828	69828	69828	69828	69828	69828	69828
9	E-STOP CONTROL STATION	69829	69829	69829	69829	69829	69829	69829	69829	69829	69829	69829
10	SAFETY SWITCH LABEL	77901	77901	77901	77901	77901	77901	77901	77901	77901	77901	77901
11	CORDGRIP, STRAIGHT	55234	55234	55234	55234	55234	55234	55234	55234	55234	55234	55234
12	CABLE ASSEMBLY	89889	89889	89889	89889	89889	89889	89889	89889	89889	89889	89889
13	WIRE CLIP, 3/8 IN.	55274	55274	55274	55274	55274	55274	55274	55274	55274	55274	55274
14	10-24 X 3/8 PAN HD PH T23	38111	38111	38111	38111	38111	38111	38111	38111	38111	38111	38111
15	DRAIN PLUG ASSEMBLY	89440	89440	89440	89440	89440	89440	89440	89440	89440	89440	89440
16	DRAIN VALVE	89014	89014	89014	89014	89014	89014	89014	89014	89014	89014	89014
17	DRIP TRAY/TANK COVER			89218	89218	89218	89225			89218	89218	89825



Cabinet Exterior – Parts List

Item	Part Description	Part Number										
		8047D	8048D	8049D	8050D	8051D	8066	8068	8068FL	8073	8073BF	8075
1	POWER HEAD ASSY	8060	8061	8063	8064	8062	8067	8069	8069FL	8074	8074BF	8067
2	TANK & CABNT ASSY W/DRAIN	89056	89056	89230	89330	89230	89330	89812	89866	89857	89857	89824
3	SWITCH BOX COMPONENTS (incls Items 4-12 below)	89887	89887	89887	89887	89887	89887	89887	89887	89887	89887	89887
4	PLUG	49220	49220	49220	49220	49220	49220	49220	49220	49220	49220	49220
5	CABLE CLAMP	49221	49221	49221	49221	49221	49221	49221	49221	49221	49221	49221
6	8-32 ACORN NUT SS	12385	12385	12385	12385	12385	12385	12385	12385	12385	12385	12385
7	8-32 X 1/2 PH PAN W/SEMS	47124	47124	47124	47124	47124	47124	47124	47124	47124	47124	47124
8	SWITCH BRACKET	69828	69828	69828	69828	69828	69828	69828	69828	69828	69828	69828
9	E-STOP CONTROL STATION	69829	69829	69829	69829	69829	69829	69829	69829	69829	69829	69829
10	SAFETY SWITCH LABEL	77901	77901	77901	77901	77901	77901	77901	77901	77901	77901	77901
11	CORDGRIP, STRAIGHT	55234	55234	55234	55234	55234	55234	55234	55234	55234	55234	55234
12	CABLE ASSEMBLY	89889	89889	89889	89889	89889	89889	89889	89889	89889	89889	89889
13	WIRE CLIP, 3/8 IN.	55274	55274	55274	55274	55274	55274	55274	55274	55274	55274	55274
14	10-24 X 3/8 PAN HD PH T23	38111	38111	38111	38111	38111	38111	38111	38111	38111	38111	38111
15	DRAIN PLUG ASSEMBLY	89440	89440	89440	89440	89440	89440	89440	89440	89440	89440	89440
16	DRAIN VALVE	89014	89014	89014	89014	89014	89014	89014	89014	89014	89014	89014
17	DRIP TRAY/TANK COVER			89218	89218	89218	89225			89218	89218	89825



Cabinet Exterior – Parts List

Item	Part Description	Part Number										
		8047D	8048D	8049D	8050D	8051D	8066	8068	8068FL	8073	8073BF	8075
1	POWER HEAD ASSY	8060	8061	8063	8064	8062	8067	8069	8069FL	8074	8074BF	8067
2	TANK & CABNT ASSY W/DRAIN	89056	89056	89230	89330	89230	89330	89812	89866	89857	89857	89824
3	SWITCH BOX COMPONENTS (incls Items 4-12 below)	89887	89887	89887	89887	89887	89887	89887	89887	89887	89887	89887
4	PLUG	49220	49220	49220	49220	49220	49220	49220	49220	49220	49220	49220
5	CABLE CLAMP	49221	49221	49221	49221	49221	49221	49221	49221	49221	49221	49221
6	8-32 ACORN NUT SS	12385	12385	12385	12385	12385	12385	12385	12385	12385	12385	12385
7	8-32 X 1/2 PH PAN W/SEMS	47124	47124	47124	47124	47124	47124	47124	47124	47124	47124	47124
8	SWITCH BRACKET	69828	69828	69828	69828	69828	69828	69828	69828	69828	69828	69828
9	E-STOP CONTROL STATION	69829	69829	69829	69829	69829	69829	69829	69829	69829	69829	69829
10	SAFETY SWITCH LABEL	77901	77901	77901	77901	77901	77901	77901	77901	77901	77901	77901
11	CORDGRIP, STRAIGHT	55234	55234	55234	55234	55234	55234	55234	55234	55234	55234	55234
12	CABLE ASSEMBLY	89889	89889	89889	89889	89889	89889	89889	89889	89889	89889	89889
13	WIRE CLIP, 3/8 IN.	55274	55274	55274	55274	55274	55274	55274	55274	55274	55274	55274
14	10-24 X 3/8 PAN HD PH T23	38111	38111	38111	38111	38111	38111	38111	38111	38111	38111	38111
15	DRAIN PLUG ASSEMBLY	89440	89440	89440	89440	89440	89440	89440	89440	89440	89440	89440
16	DRAIN VALVE	89014	89014	89014	89014	89014	89014	89014	89014	89014	89014	89014
17	DRIP TRAY/TANK COVER			89218	89218	89218	89225			89218	89218	89825



Cabinet Exterior – Parts List

Item	Part Description	Part Number										
		8047D	8048D	8049D	8050D	8051D	8066	8068	8068FL	8073	8073BF	8075
1	POWER HEAD ASSY	8060	8061	8063	8064	8062	8067	8069	8069FL	8074	8074BF	8067
2	TANK & CABNT ASSY W/DRAIN	89056	89056	89230	89330	89230	89330	89812	89866	89857	89857	89824
3	SWITCH BOX COMPONENTS (incls Items 4-12 below)	89887	89887	89887	89887	89887	89887	89887	89887	89887	89887	89887
4	PLUG	49220	49220	49220	49220	49220	49220	49220	49220	49220	49220	49220
5	CABLE CLAMP	49221	49221	49221	49221	49221	49221	49221	49221	49221	49221	49221
6	8-32 ACORN NUT SS	12385	12385	12385	12385	12385	12385	12385	12385	12385	12385	12385
7	8-32 X 1/2 PH PAN W/SEMS	47124	47124	47124	47124	47124	47124	47124	47124	47124	47124	47124
8	SWITCH BRACKET	69828	69828	69828	69828	69828	69828	69828	69828	69828	69828	69828
9	E-STOP CONTROL STATION	69829	69829	69829	69829	69829	69829	69829	69829	69829	69829	69829
10	SAFETY SWITCH LABEL	77901	77901	77901	77901	77901	77901	77901	77901	77901	77901	77901
11	CORDGRIP, STRAIGHT	55234	55234	55234	55234	55234	55234	55234	55234	55234	55234	55234
12	CABLE ASSEMBLY	89889	89889	89889	89889	89889	89889	89889	89889	89889	89889	89889
13	WIRE CLIP, 3/8 IN.	55274	55274	55274	55274	55274	55274	55274	55274	55274	55274	55274
14	10-24 X 3/8 PAN HD PH T23	38111	38111	38111	38111	38111	38111	38111	38111	38111	38111	38111
15	DRAIN PLUG ASSEMBLY	89440	89440	89440	89440	89440	89440	89440	89440	89440	89440	89440
16	DRAIN VALVE	89014	89014	89014	89014	89014	89014	89014	89014	89014	89014	89014
17	DRIP TRAY/TANK COVER			89218	89218	89218	89225			89218	89218	89825



Cabinet Exterior – Parts List

Item	Part Description	Part Number										
		8047D	8048D	8049D	8050D	8051D	8066	8068	8068FL	8073	8073BF	8075
1	POWER HEAD ASSY	8060	8061	8063	8064	8062	8067	8069	8069FL	8074	8074BF	8067
2	TANK & CABNT ASSY W/DRAIN	89056	89056	89230	89330	89230	89330	89812	89866	89857	89857	89824
3	SWITCH BOX COMPONENTS (incls Items 4-12 below)	89887	89887	89887	89887	89887	89887	89887	89887	89887	89887	89887
4	PLUG	49220	49220	49220	49220	49220	49220	49220	49220	49220	49220	49220
5	CABLE CLAMP	49221	49221	49221	49221	49221	49221	49221	49221	49221	49221	49221
6	8-32 ACORN NUT SS	12385	12385	12385	12385	12385	12385	12385	12385	12385	12385	12385
7	8-32 X 1/2 PH PAN W/SEMS	47124	47124	47124	47124	47124	47124	47124	47124	47124	47124	47124
8	SWITCH BRACKET	69828	69828	69828	69828	69828	69828	69828	69828	69828	69828	69828
9	E-STOP CONTROL STATION	69829	69829	69829	69829	69829	69829	69829	69829	69829	69829	69829
10	SAFETY SWITCH LABEL	77901	77901	77901	77901	77901	77901	77901	77901	77901	77901	77901
11	CORDGRIP, STRAIGHT	55234	55234	55234	55234	55234	55234	55234	55234	55234	55234	55234
12	CABLE ASSEMBLY	89889	89889	89889	89889	89889	89889	89889	89889	89889	89889	89889
13	WIRE CLIP, 3/8 IN.	55274	55274	55274	55274	55274	55274	55274	55274	55274	55274	55274
14	10-24 X 3/8 PAN HD PH T23	38111	38111	38111	38111	38111	38111	38111	38111	38111	38111	38111
15	DRAIN PLUG ASSEMBLY	89440	89440	89440	89440	89440	89440	89440	89440	89440	89440	89440
16	DRAIN VALVE	89014	89014	89014	89014	89014	89014	89014	89014	89014	89014	89014
17	DRIP TRAY/TANK COVER			89218	89218	89218	89225			89218	89218	89825



Cabinet Exterior – Parts List

Item	Part Description	Part Number										
		8047D	8048D	8049D	8050D	8051D	8066	8068	8068FL	8073	8073BF	8075
1	POWER HEAD ASSY	8060	8061	8063	8064	8062	8067	8069	8069FL	8074	8074BF	8067
2	TANK & CABNT ASSY W/DRAIN	89056	89056	89230	89330	89230	89330	89812	89866	89857	89857	89824
3	SWITCH BOX COMPONENTS (incls Items 4-12 below)	89887	89887	89887	89887	89887	89887	89887	89887	89887	89887	89887
4	PLUG	49220	49220	49220	49220	49220	49220	49220	49220	49220	49220	49220
5	CABLE CLAMP	49221	49221	49221	49221	49221	49221	49221	49221	49221	49221	49221
6	8-32 ACORN NUT SS	12385	12385	12385	12385	12385	12385	12385	12385	12385	12385	12385
7	8-32 X 1/2 PH PAN W/SEMS	47124	47124	47124	47124	47124	47124	47124	47124	47124	47124	47124
8	SWITCH BRACKET	69828	69828	69828	69828	69828	69828	69828	69828	69828	69828	69828
9	E-STOP CONTROL STATION	69829	69829	69829	69829	69829	69829	69829	69829	69829	69829	69829
10	SAFETY SWITCH LABEL	77901	77901	77901	77901	77901	77901	77901	77901	77901	77901	77901
11	CORDGRIP, STRAIGHT	55234	55234	55234	55234	55234	55234	55234	55234	55234	55234	55234
12	CABLE ASSEMBLY	89889	89889	89889	89889	89889	89889	89889	89889	89889	89889	89889
13	WIRE CLIP, 3/8 IN.	55274	55274	55274	55274	55274	55274	55274	55274	55274	55274	55274
14	10-24 X 3/8 PAN HD PH T23	38111	38111	38111	38111	38111	38111	38111	38111	38111	38111	38111
15	DRAIN PLUG ASSEMBLY	89440	89440	89440	89440	89440	89440	89440	89440	89440	89440	89440
16	DRAIN VALVE	89014	89014	89014	89014	89014	89014	89014	89014	89014	89014	89014
17	DRIP TRAY/TANK COVER			89218	89218	89218	89225			89218	89218	89825



Cabinet Exterior – Parts List

Item	Part Description	Part Number										
		8047D	8048D	8049D	8050D	8051D	8066	8068	8068FL	8073	8073BF	8075
1	POWER HEAD ASSY	8060	8061	8063	8064	8062	8067	8069	8069FL	8074	8074BF	8067
2	TANK & CABNT ASSY W/DRAIN	89056	89056	89230	89330	89230	89330	89812	89866	89857	89857	89824
3	SWITCH BOX COMPONENTS (incls Items 4-12 below)	89887	89887	89887	89887	89887	89887	89887	89887	89887	89887	89887
4	PLUG	49220	49220	49220	49220	49220	49220	49220	49220	49220	49220	49220
5	CABLE CLAMP	49221	49221	49221	49221	49221	49221	49221	49221	49221	49221	49221
6	8-32 ACORN NUT SS	12385	12385	12385	12385	12385	12385	12385	12385	12385	12385	12385
7	8-32 X 1/2 PH PAN W/SEMS	47124	47124	47124	47124	47124	47124	47124	47124	47124	47124	47124
8	SWITCH BRACKET	69828	69828	69828	69828	69828	69828	69828	69828	69828	69828	69828
9	E-STOP CONTROL STATION	69829	69829	69829	69829	69829	69829	69829	69829	69829	69829	69829
10	SAFETY SWITCH LABEL	77901	77901	77901	77901	77901	77901	77901	77901	77901	77901	77901
11	CORDGRIP, STRAIGHT	55234	55234	55234	55234	55234	55234	55234	55234	55234	55234	55234
12	CABLE ASSEMBLY	89889	89889	89889	89889	89889	89889	89889	89889	89889	89889	89889
13	WIRE CLIP, 3/8 IN.	55274	55274	55274	55274	55274	55274	55274	55274	55274	55274	55274
14	10-24 X 3/8 PAN HD PH T23	38111	38111	38111	38111	38111	38111	38111	38111	38111	38111	38111
15	DRAIN PLUG ASSEMBLY	89440	89440	89440	89440	89440	89440	89440	89440	89440	89440	89440
16	DRAIN VALVE	89014	89014	89014	89014	89014	89014	89014	89014	89014	89014	89014
17	DRIP TRAY/TANK COVER			89218	89218	89218	89225			89218	89218	89825



Cabinet Exterior – Parts List

Item	Part Description	Part Number										
		8047D	8048D	8049D	8050D	8051D	8066	8068	8068FL	8073	8073BF	8075
1	POWER HEAD ASSY	8060	8061	8063	8064	8062	8067	8069	8069FL	8074	8074BF	8067
2	TANK & CABNT ASSY W/DRAIN	89056	89056	89230	89330	89230	89330	89812	89866	89857	89857	89824
3	SWITCH BOX COMPONENTS (incls Items 4-12 below)	89887	89887	89887	89887	89887	89887	89887	89887	89887	89887	89887
4	PLUG	49220	49220	49220	49220	49220	49220	49220	49220	49220	49220	49220
5	CABLE CLAMP	49221	49221	49221	49221	49221	49221	49221	49221	49221	49221	49221
6	8-32 ACORN NUT SS	12385	12385	12385	12385	12385	12385	12385	12385	12385	12385	12385
7	8-32 X 1/2 PH PAN W/SEMS	47124	47124	47124	47124	47124	47124	47124	47124	47124	47124	47124
8	SWITCH BRACKET	69828	69828	69828	69828	69828	69828	69828	69828	69828	69828	69828
9	E-STOP CONTROL STATION	69829	69829	69829	69829	69829	69829	69829	69829	69829	69829	69829
10	SAFETY SWITCH LABEL	77901	77901	77901	77901	77901	77901	77901	77901	77901	77901	77901
11	CORDGRIP, STRAIGHT	55234	55234	55234	55234	55234	55234	55234	55234	55234	55234	55234
12	CABLE ASSEMBLY	89889	89889	89889	89889	89889	89889	89889	89889	89889	89889	89889
13	WIRE CLIP, 3/8 IN.	55274	55274	55274	55274	55274	55274	55274	55274	55274	55274	55274
14	10-24 X 3/8 PAN HD PH T23	38111	38111	38111	38111	38111	38111	38111	38111	38111	38111	38111
15	DRAIN PLUG ASSEMBLY	89440	89440	89440	89440	89440	89440	89440	89440	89440	89440	89440
16	DRAIN VALVE	89014	89014	89014	89014	89014	89014	89014	89014	89014	89014	89014
17	DRIP TRAY/TANK COVER			89218	89218	89218	89225			89218	89218	89825



Cabinet Exterior – Parts List

Item	Part Description	Part Number										
		8047D	8048D	8049D	8050D	8051D	8066	8068	8068FL	8073	8073BF	8075
1	POWER HEAD ASSY	8060	8061	8063	8064	8062	8067	8069	8069FL	8074	8074BF	8067
2	TANK & CABNT ASSY W/DRAIN	89056	89056	89230	89330	89230	89330	89812	89866	89857	89857	89824
3	SWITCH BOX COMPONENTS (incls Items 4-12 below)	89887	89887	89887	89887	89887	89887	89887	89887	89887	89887	89887
4	PLUG	49220	49220	49220	49220	49220	49220	49220	49220	49220	49220	49220
5	CABLE CLAMP	49221	49221	49221	49221	49221	49221	49221	49221	49221	49221	49221
6	8-32 ACORN NUT SS	12385	12385	12385	12385	12385	12385	12385	12385	12385	12385	12385
7	8-32 X 1/2 PH PAN W/SEMS	47124	47124	47124	47124	47124	47124	47124	47124	47124	47124	47124
8	SWITCH BRACKET	69828	69828	69828	69828	69828	69828	69828	69828	69828	69828	69828
9	E-STOP CONTROL STATION	69829	69829	69829	69829	69829	69829	69829	69829	69829	69829	69829
10	SAFETY SWITCH LABEL	77901	77901	77901	77901	77901	77901	77901	77901	77901	77901	77901
11	CORDGRIP, STRAIGHT	55234	55234	55234	55234	55234	55234	55234	55234	55234	55234	55234
12	CABLE ASSEMBLY	89889	89889	89889	89889	89889	89889	89889	89889	89889	89889	89889
13	WIRE CLIP, 3/8 IN.	55274	55274	55274	55274	55274	55274	55274	55274	55274	55274	55274
14	10-24 X 3/8 PAN HD PH T23	38111	38111	38111	38111	38111	38111	38111	38111	38111	38111	38111
15	DRAIN PLUG ASSEMBLY	89440	89440	89440	89440	89440	89440	89440	89440	89440	89440	89440
16	DRAIN VALVE	89014	89014	89014	89014	89014	89014	89014	89014	89014	89014	89014
17	DRIP TRAY/TANK COVER			89218	89218	89218	89225			89218	89218	89825



Cabinet Exterior – Parts List

Item	Part Description	Part Number										
		8047D	8048D	8049D	8050D	8051D	8066	8068	8068FL	8073	8073BF	8075
1	POWER HEAD ASSY	8060	8061	8063	8064	8062	8067	8069	8069FL	8074	8074BF	8067
2	TANK & CABNT ASSY W/DRAIN	89056	89056	89230	89330	89230	89330	89812	89866	89857	89857	89824
3	SWITCH BOX COMPONENTS (incls Items 4-12 below)	89887	89887	89887	89887	89887	89887	89887	89887	89887	89887	89887
4	PLUG	49220	49220	49220	49220	49220	49220	49220	49220	49220	49220	49220
5	CABLE CLAMP	49221	49221	49221	49221	49221	49221	49221	49221	49221	49221	49221
6	8-32 ACORN NUT SS	12385	12385	12385	12385	12385	12385	12385	12385	12385	12385	12385
7	8-32 X 1/2 PH PAN W/SEMS	47124	47124	47124	47124	47124	47124	47124	47124	47124	47124	47124
8	SWITCH BRACKET	69828	69828	69828	69828	69828	69828	69828	69828	69828	69828	69828
9	E-STOP CONTROL STATION	69829	69829	69829	69829	69829	69829	69829	69829	69829	69829	69829
10	SAFETY SWITCH LABEL	77901	77901	77901	77901	77901	77901	77901	77901	77901	77901	77901
11	CORDGRIP, STRAIGHT	55234	55234	55234	55234	55234	55234	55234	55234	55234	55234	55234
12	CABLE ASSEMBLY	89889	89889	89889	89889	89889	89889	89889	89889	89889	89889	89889
13	WIRE CLIP, 3/8 IN.	55274	55274	55274	55274	55274	55274	55274	55274	55274	55274	55274
14	10-24 X 3/8 PAN HD PH T23	38111	38111	38111	38111	38111	38111	38111	38111	38111	38111	38111
15	DRAIN PLUG ASSEMBLY	89440	89440	89440	89440	89440	89440	89440	89440	89440	89440	89440
16	DRAIN VALVE	89014	89014	89014	89014	89014	89014	89014	89014	89014	89014	89014
17	DRIP TRAY/TANK COVER			89218	89218	89218	89225			89218	89218	89825



Cabinet Exterior – Parts List

Item	Part Description	Part Number										
		8047D	8048D	8049D	8050D	8051D	8066	8068	8068FL	8073	8073BF	8075
1	POWER HEAD ASSY	8060	8061	8063	8064	8062	8067	8069	8069FL	8074	8074BF	8067
2	TANK & CABNT ASSY W/DRAIN	89056	89056	89230	89330	89230	89330	89812	89866	89857	89857	89824
3	SWITCH BOX COMPONENTS (incls Items 4-12 below)	89887	89887	89887	89887	89887	89887	89887	89887	89887	89887	89887
4	PLUG	49220	49220	49220	49220	49220	49220	49220	49220	49220	49220	49220
5	CABLE CLAMP	49221	49221	49221	49221	49221	49221	49221	49221	49221	49221	49221
6	8-32 ACORN NUT SS	12385	12385	12385	12385	12385	12385	12385	12385	12385	12385	12385
7	8-32 X 1/2 PH PAN W/SEMS	47124	47124	47124	47124	47124	47124	47124	47124	47124	47124	47124
8	SWITCH BRACKET	69828	69828	69828	69828	69828	69828	69828	69828	69828	69828	69828
9	E-STOP CONTROL STATION	69829	69829	69829	69829	69829	69829	69829	69829	69829	69829	69829
10	SAFETY SWITCH LABEL	77901	77901	77901	77901	77901	77901	77901	77901	77901	77901	77901
11	CORDGRIP, STRAIGHT	55234	55234	55234	55234	55234	55234	55234	55234	55234	55234	55234
12	CABLE ASSEMBLY	89889	89889	89889	89889	89889	89889	89889	89889	89889	89889	89889
13	WIRE CLIP, 3/8 IN.	55274	55274	55274	55274	55274	55274	55274	55274	55274	55274	55274
14	10-24 X 3/8 PAN HD PH T23	38111	38111	38111	38111	38111	38111	38111	38111	38111	38111	38111
15	DRAIN PLUG ASSEMBLY	89440	89440	89440	89440	89440	89440	89440	89440	89440	89440	89440
16	DRAIN VALVE	89014	89014	89014	89014	89014	89014	89014	89014	89014	89014	89014
17	DRIP TRAY/TANK COVER			89218	89218	89218	89225			89218	89218	89825



Cabinet Exterior – Parts List

Item	Part Description	Part Number										
		8047D	8048D	8049D	8050D	8051D	8066	8068	8068FL	8073	8073BF	8075
1	POWER HEAD ASSY	8060	8061	8063	8064	8062	8067	8069	8069FL	8074	8074BF	8067
2	TANK & CABNT ASSY W/DRAIN	89056	89056	89230	89330	89230	89330	89812	89866	89857	89857	89824
3	SWITCH BOX COMPONENTS (incls Items 4-12 below)	89887	89887	89887	89887	89887	89887	89887	89887	89887	89887	89887
4	PLUG	49220	49220	49220	49220	49220	49220	49220	49220	49220	49220	49220
5	CABLE CLAMP	49221	49221	49221	49221	49221	49221	49221	49221	49221	49221	49221
6	8-32 ACORN NUT SS	12385	12385	12385	12385	12385	12385	12385	12385	12385	12385	12385
7	8-32 X 1/2 PH PAN W/SEMS	47124	47124	47124	47124	47124	47124	47124	47124	47124	47124	47124
8	SWITCH BRACKET	69828	69828	69828	69828	69828	69828	69828	69828	69828	69828	69828
9	E-STOP CONTROL STATION	69829	69829	69829	69829	69829	69829	69829	69829	69829	69829	69829
10	SAFETY SWITCH LABEL	77901	77901	77901	77901	77901	77901	77901	77901	77901	77901	77901
11	CORDGRIP, STRAIGHT	55234	55234	55234	55234	55234	55234	55234	55234	55234	55234	55234
12	CABLE ASSEMBLY	89889	89889	89889	89889	89889	89889	89889	89889	89889	89889	89889
13	WIRE CLIP, 3/8 IN.	55274	55274	55274	55274	55274	55274	55274	55274	55274	55274	55274
14	10-24 X 3/8 PAN HD PH T23	38111	38111	38111	38111	38111	38111	38111	38111	38111	38111	38111
15	DRAIN PLUG ASSEMBLY	89440	89440	89440	89440	89440	89440	89440	89440	89440	89440	89440
16	DRAIN VALVE	89014	89014	89014	89014	89014	89014	89014	89014	89014	89014	89014
17	DRIP TRAY/TANK COVER			89218	89218	89218	89225			89218	89218	89825



Cabinet Exterior – Parts List

Item	Part Description	Part Number										
		8047D	8048D	8049D	8050D	8051D	8066	8068	8068FL	8073	8073BF	8075
1	POWER HEAD ASSY	8060	8061	8063	8064	8062	8067	8069	8069FL	8074	8074BF	8067
2	TANK & CABNT ASSY W/DRAIN	89056	89056	89230	89330	89230	89330	89812	89866	89857	89857	89824
3	SWITCH BOX COMPONENTS (incls Items 4-12 below)	89887	89887	89887	89887	89887	89887	89887	89887	89887	89887	89887
4	PLUG	49220	49220	49220	49220	49220	49220	49220	49220	49220	49220	49220
5	CABLE CLAMP	49221	49221	49221	49221	49221	49221	49221	49221	49221	49221	49221
6	8-32 ACORN NUT SS	12385	12385	12385	12385	12385	12385	12385	12385	12385	12385	12385
7	8-32 X 1/2 PH PAN W/SEMS	47124	47124	47124	47124	47124	47124	47124	47124	47124	47124	47124
8	SWITCH BRACKET	69828	69828	69828	69828	69828	69828	69828	69828	69828	69828	69828
9	E-STOP CONTROL STATION	69829	69829	69829	69829	69829	69829	69829	69829	69829	69829	69829
10	SAFETY SWITCH LABEL	77901	77901	77901	77901	77901	77901	77901	77901	77901	77901	77901
11	CORDGRIP, STRAIGHT	55234	55234	55234	55234	55234	55234	55234	55234	55234	55234	55234
12	CABLE ASSEMBLY	89889	89889	89889	89889	89889	89889	89889	89889	89889	89889	89889
13	WIRE CLIP, 3/8 IN.	55274	55274	55274	55274	55274	55274	55274	55274	55274	55274	55274
14	10-24 X 3/8 PAN HD PH T23	38111	38111	38111	38111	38111	38111	38111	38111	38111	38111	38111
15	DRAIN PLUG ASSEMBLY	89440	89440	89440	89440	89440	89440	89440	89440	89440	89440	89440
16	DRAIN VALVE	89014	89014	89014	89014	89014	89014	89014	89014	89014	89014	89014
17	DRIP TRAY/TANK COVER			89218	89218	89218	89225			89218	89218	89825



Cabinet Exterior – Parts List

Item	Part Description	Part Number										
		8047D	8048D	8049D	8050D	8051D	8066	8068	8068FL	8073	8073BF	8075
1	POWER HEAD ASSY	8060	8061	8063	8064	8062	8067	8069	8069FL	8074	8074BF	8067
2	TANK & CABNT ASSY W/DRAIN	89056	89056	89230	89330	89230	89330	89812	89866	89857	89857	89824
3	SWITCH BOX COMPONENTS (incls Items 4-12 below)	89887	89887	89887	89887	89887	89887	89887	89887	89887	89887	89887
4	PLUG	49220	49220	49220	49220	49220	49220	49220	49220	49220	49220	49220
5	CABLE CLAMP	49221	49221	49221	49221	49221	49221	49221	49221	49221	49221	49221
6	8-32 ACORN NUT SS	12385	12385	12385	12385	12385	12385	12385	12385	12385	12385	12385
7	8-32 X 1/2 PH PAN W/SEMS	47124	47124	47124	47124	47124	47124	47124	47124	47124	47124	47124
8	SWITCH BRACKET	69828	69828	69828	69828	69828	69828	69828	69828	69828	69828	69828
9	E-STOP CONTROL STATION	69829	69829	69829	69829	69829	69829	69829	69829	69829	69829	69829
10	SAFETY SWITCH LABEL	77901	77901	77901	77901	77901	77901	77901	77901	77901	77901	77901
11	CORDGRIP, STRAIGHT	55234	55234	55234	55234	55234	55234	55234	55234	55234	55234	55234
12	CABLE ASSEMBLY	89889	89889	89889	89889	89889	89889	89889	89889	89889	89889	89889
13	WIRE CLIP, 3/8 IN.	55274	55274	55274	55274	55274	55274	55274	55274	55274	55274	55274
14	10-24 X 3/8 PAN HD PH T23	38111	38111	38111	38111	38111	38111	38111	38111	38111	38111	38111
15	DRAIN PLUG ASSEMBLY	89440	89440	89440	89440	89440	89440	89440	89440	89440	89440	89440
16	DRAIN VALVE	89014	89014	89014	89014	89014	89014	89014	89014	89014	89014	89014
17	DRIP TRAY/TANK COVER			89218	89218	89218	89225			89218	89218	89825



Cabinet Exterior – Parts List

Item	Part Description	Part Number										
		8047D	8048D	8049D	8050D	8051D	8066	8068	8068FL	8073	8073BF	8075
1	POWER HEAD ASSY	8060	8061	8063	8064	8062	8067	8069	8069FL	8074	8074BF	8067
2	TANK & CABNT ASSY W/DRAIN	89056	89056	89230	89330	89230	89330	89812	89866	89857	89857	89824
3	SWITCH BOX COMPONENTS (incls Items 4-12 below)	89887	89887	89887	89887	89887	89887	89887	89887	89887	89887	89887
4	PLUG	49220	49220	49220	49220	49220	49220	49220	49220	49220	49220	49220
5	CABLE CLAMP	49221	49221	49221	49221	49221	49221	49221	49221	49221	49221	49221
6	8-32 ACORN NUT SS	12385	12385	12385	12385	12385	12385	12385	12385	12385	12385	12385
7	8-32 X 1/2 PH PAN W/SEMS	47124	47124	47124	47124	47124	47124	47124	47124	47124	47124	47124
8	SWITCH BRACKET	69828	69828	69828	69828	69828	69828	69828	69828	69828	69828	69828
9	E-STOP CONTROL STATION	69829	69829	69829	69829	69829	69829	69829	69829	69829	69829	69829
10	SAFETY SWITCH LABEL	77901	77901	77901	77901	77901	77901	77901	77901	77901	77901	77901
11	CORDGRIP, STRAIGHT	55234	55234	55234	55234	55234	55234	55234	55234	55234	55234	55234
12	CABLE ASSEMBLY	89889	89889	89889	89889	89889	89889	89889	89889	89889	89889	89889
13	WIRE CLIP, 3/8 IN.	55274	55274	55274	55274	55274	55274	55274	55274	55274	55274	55274
14	10-24 X 3/8 PAN HD PH T23	38111	38111	38111	38111	38111	38111	38111	38111	38111	38111	38111
15	DRAIN PLUG ASSEMBLY	89440	89440	89440	89440	89440	89440	89440	89440	89440	89440	89440
16	DRAIN VALVE	89014	89014	89014	89014	89014	89014	89014	89014	89014	89014	89014
17	DRIP TRAY/TANK COVER			89218	89218	89218	89225			89218	89218	89825



Cabinet Exterior – Parts List

Item	Part Description	Part Number										
		8047D	8048D	8049D	8050D	8051D	8066	8068	8068FL	8073	8073BF	8075
1	POWER HEAD ASSY	8060	8061	8063	8064	8062	8067	8069	8069FL	8074	8074BF	8067
2	TANK & CABNT ASSY W/DRAIN	89056	89056	89230	89330	89230	89330	89812	89866	89857	89857	89824
3	SWITCH BOX COMPONENTS (incls Items 4-12 below)	89887	89887	89887	89887	89887	89887	89887	89887	89887	89887	89887
4	PLUG	49220	49220	49220	49220	49220	49220	49220	49220	49220	49220	49220
5	CABLE CLAMP	49221	49221	49221	49221	49221	49221	49221	49221	49221	49221	49221
6	8-32 ACORN NUT SS	12385	12385	12385	12385	12385	12385	12385	12385	12385	12385	12385
7	8-32 X 1/2 PH PAN W/SEMS	47124	47124	47124	47124	47124	47124	47124	47124	47124	47124	47124
8	SWITCH BRACKET	69828	69828	69828	69828	69828	69828	69828	69828	69828	69828	69828
9	E-STOP CONTROL STATION	69829	69829	69829	69829	69829	69829	69829	69829	69829	69829	69829
10	SAFETY SWITCH LABEL	77901	77901	77901	77901	77901	77901	77901	77901	77901	77901	77901
11	CORDGRIP, STRAIGHT	55234	55234	55234	55234	55234	55234	55234	55234	55234	55234	55234
12	CABLE ASSEMBLY	89889	89889	89889	89889	89889	89889	89889	89889	89889	89889	89889
13	WIRE CLIP, 3/8 IN.	55274	55274	55274	55274	55274	55274	55274	55274	55274	55274	55274
14	10-24 X 3/8 PAN HD PH T23	38111	38111	38111	38111	38111	38111	38111	38111	38111	38111	38111
15	DRAIN PLUG ASSEMBLY	89440	89440	89440	89440	89440	89440	89440	89440	89440	89440	89440
16	DRAIN VALVE	89014	89014	89014	89014	89014	89014	89014	89014	89014	89014	89014
17	DRIP TRAY/TANK COVER			89218	89218	89218	89225			89218	89218	89825



Cabinet Exterior – Parts List

Item	Part Description	Part Number										
		8047D	8048D	8049D	8050D	8051D	8066	8068	8068FL	8073	8073BF	8075
1	POWER HEAD ASSY	8060	8061	8063	8064	8062	8067	8069	8069FL	8074	8074BF	8067
2	TANK & CABNT ASSY W/DRAIN	89056	89056	89230	89330	89230	89330	89812	89866	89857	89857	89824
3	SWITCH BOX COMPONENTS (incls Items 4-12 below)	89887	89887	89887	89887	89887	89887	89887	89887	89887	89887	89887
4	PLUG	49220	49220	49220	49220	49220	49220	49220	49220	49220	49220	49220
5	CABLE CLAMP	49221	49221	49221	49221	49221	49221	49221	49221	49221	49221	49221
6	8-32 ACORN NUT SS	12385	12385	12385	12385	12385	12385	12385	12385	12385	12385	12385
7	8-32 X 1/2 PH PAN W/SEMS	47124	47124	47124	47124	47124	47124	47124	47124	47124	47124	47124
8	SWITCH BRACKET	69828	69828	69828	69828	69828	69828	69828	69828	69828	69828	69828
9	E-STOP CONTROL STATION	69829	69829	69829	69829	69829	69829	69829	69829	69829	69829	69829
10	SAFETY SWITCH LABEL	77901	77901	77901	77901	77901	77901	77901	77901	77901	77901	77901
11	CORDGRIP, STRAIGHT	55234	55234	55234	55234	55234	55234	55234	55234	55234	55234	55234
12	CABLE ASSEMBLY	89889	89889	89889	89889	89889	89889	89889	89889	89889	89889	89889
13	WIRE CLIP, 3/8 IN.	55274	55274	55274	55274	55274	55274	55274	55274	55274	55274	55274
14	10-24 X 3/8 PAN HD PH T23	38111	38111	38111	38111	38111	38111	38111	38111	38111	38111	38111
15	DRAIN PLUG ASSEMBLY	89440	89440	89440	89440	89440	89440	89440	89440	89440	89440	89440
16	DRAIN VALVE	89014	89014	89014	89014	89014	89014	89014	89014	89014	89014	89014
17	DRIP TRAY/TANK COVER			89218	89218	89218	89225			89218	89218	89825



Cabinet Exterior – Parts List

Item	Part Description	Part Number										
		8047D	8048D	8049D	8050D	8051D	8066	8068	8068FL	8073	8073BF	8075
1	POWER HEAD ASSY	8060	8061	8063	8064	8062	8067	8069	8069FL	8074	8074BF	8067
2	TANK & CABNT ASSY W/DRAIN	89056	89056	89230	89330	89230	89330	89812	89866	89857	89857	89824
3	SWITCH BOX COMPONENTS (incls Items 4-12 below)	89887	89887	89887	89887	89887	89887	89887	89887	89887	89887	89887
4	PLUG	49220	49220	49220	49220	49220	49220	49220	49220	49220	49220	49220
5	CABLE CLAMP	49221	49221	49221	49221	49221	49221	49221	49221	49221	49221	49221
6	8-32 ACORN NUT SS	12385	12385	12385	12385	12385	12385	12385	12385	12385	12385	12385
7	8-32 X 1/2 PH PAN W/SEMS	47124	47124	47124	47124	47124	47124	47124	47124	47124	47124	47124
8	SWITCH BRACKET	69828	69828	69828	69828	69828	69828	69828	69828	69828	69828	69828
9	E-STOP CONTROL STATION	69829	69829	69829	69829	69829	69829	69829	69829	69829	69829	69829
10	SAFETY SWITCH LABEL	77901	77901	77901	77901	77901	77901	77901	77901	77901	77901	77901
11	CORDGRIP, STRAIGHT	55234	55234	55234	55234	55234	55234	55234	55234	55234	55234	55234
12	CABLE ASSEMBLY	89889	89889	89889	89889	89889	89889	89889	89889	89889	89889	89889
13	WIRE CLIP, 3/8 IN.	55274	55274	55274	55274	55274	55274	55274	55274	55274	55274	55274
14	10-24 X 3/8 PAN HD PH T23	38111	38111	38111	38111	38111	38111	38111	38111	38111	38111	38111
15	DRAIN PLUG ASSEMBLY	89440	89440	89440	89440	89440	89440	89440	89440	89440	89440	89440
16	DRAIN VALVE	89014	89014	89014	89014	89014	89014	89014	89014	89014	89014	89014
17	DRIP TRAY/TANK COVER			89218	89218	89218	89225			89218	89218	89825



Cabinet Exterior – Parts List

Item	Part Description	Part Number										
		8047D	8048D	8049D	8050D	8051D	8066	8068	8068FL	8073	8073BF	8075
1	POWER HEAD ASSY	8060	8061	8063	8064	8062	8067	8069	8069FL	8074	8074BF	8067
2	TANK & CABNT ASSY W/DRAIN	89056	89056	89230	89330	89230	89330	89812	89866	89857	89857	89824
3	SWITCH BOX COMPONENTS (incls Items 4-12 below)	89887	89887	89887	89887	89887	89887	89887	89887	89887	89887	89887
4	PLUG	49220	49220	49220	49220	49220	49220	49220	49220	49220	49220	49220
5	CABLE CLAMP	49221	49221	49221	49221	49221	49221	49221	49221	49221	49221	49221
6	8-32 ACORN NUT SS	12385	12385	12385	12385	12385	12385	12385	12385	12385	12385	12385
7	8-32 X 1/2 PH PAN W/SEMS	47124	47124	47124	47124	47124	47124	47124	47124	47124	47124	47124
8	SWITCH BRACKET	69828	69828	69828	69828	69828	69828	69828	69828	69828	69828	69828
9	E-STOP CONTROL STATION	69829	69829	69829	69829	69829	69829	69829	69829	69829	69829	69829
10	SAFETY SWITCH LABEL	77901	77901	77901	77901	77901	77901	77901	77901	77901	77901	77901
11	CORDGRIP, STRAIGHT	55234	55234	55234	55234	55234	55234	55234	55234	55234	55234	55234
12	CABLE ASSEMBLY	89889	89889	89889	89889	89889	89889	89889	89889	89889	89889	89889
13	WIRE CLIP, 3/8 IN.	55274	55274	55274	55274	55274	55274	55274	55274	55274	55274	55274
14	10-24 X 3/8 PAN HD PH T23	38111	38111	38111	38111	38111	38111	38111	38111	38111	38111	38111
15	DRAIN PLUG ASSEMBLY	89440	89440	89440	89440	89440	89440	89440	89440	89440	89440	89440
16	DRAIN VALVE	89014	89014	89014	89014	89014	89014	89014	89014	89014	89014	89014
17	DRIP TRAY/TANK COVER			89218	89218	89218	89225			89218	89218	89825



Cabinet Exterior – Parts List

Item	Part Description	Part Number										
		8047D	8048D	8049D	8050D	8051D	8066	8068	8068FL	8073	8073BF	8075
1	POWER HEAD ASSY	8060	8061	8063	8064	8062	8067	8069	8069FL	8074	8074BF	8067
2	TANK & CABNT ASSY W/DRAIN	89056	89056	89230	89330	89230	89330	89812	89866	89857	89857	89824
3	SWITCH BOX COMPONENTS (incls Items 4-12 below)	89887	89887	89887	89887	89887	89887	89887	89887	89887	89887	89887
4	PLUG	49220	49220	49220	49220	49220	49220	49220	49220	49220	49220	49220
5	CABLE CLAMP	49221	49221	49221	49221	49221	49221	49221	49221	49221	49221	49221
6	8-32 ACORN NUT SS	12385	12385	12385	12385	12385	12385	12385	12385	12385	12385	12385
7	8-32 X 1/2 PH PAN W/SEMS	47124	47124	47124	47124	47124	47124	47124	47124	47124	47124	47124
8	SWITCH BRACKET	69828	69828	69828	69828	69828	69828	69828	69828	69828	69828	69828
9	E-STOP CONTROL STATION	69829	69829	69829	69829	69829	69829	69829	69829	69829	69829	69829
10	SAFETY SWITCH LABEL	77901	77901	77901	77901	77901	77901	77901	77901	77901	77901	77901
11	CORDGRIP, STRAIGHT	55234	55234	55234	55234	55234	55234	55234	55234	55234	55234	55234
12	CABLE ASSEMBLY	89889	89889	89889	89889	89889	89889	89889	89889	89889	89889	89889
13	WIRE CLIP, 3/8 IN.	55274	55274	55274	55274	55274	55274	55274	55274	55274	55274	55274
14	10-24 X 3/8 PAN HD PH T23	38111	38111	38111	38111	38111	38111	38111	38111	38111	38111	38111
15	DRAIN PLUG ASSEMBLY	89440	89440	89440	89440	89440	89440	89440	89440	89440	89440	89440
16	DRAIN VALVE	89014	89014	89014	89014	89014	89014	89014	89014	89014	89014	89014
17	DRIP TRAY/TANK COVER			89218	89218	89218	89225			89218	89218	89825



Cabinet Exterior – Parts List

Item	Part Description	Part Number										
		8047D	8048D	8049D	8050D	8051D	8066	8068	8068FL	8073	8073BF	8075
1	POWER HEAD ASSY	8060	8061	8063	8064	8062	8067	8069	8069FL	8074	8074BF	8067
2	TANK & CABNT ASSY W/DRAIN	89056	89056	89230	89330	89230	89330	89812	89866	89857	89857	89824
3	SWITCH BOX COMPONENTS (incls Items 4-12 below)	89887	89887	89887	89887	89887	89887	89887	89887	89887	89887	89887
4	PLUG	49220	49220	49220	49220	49220	49220	49220	49220	49220	49220	49220
5	CABLE CLAMP	49221	49221	49221	49221	49221	49221	49221	49221	49221	49221	49221
6	8-32 ACORN NUT SS	12385	12385	12385	12385	12385	12385	12385	12385	12385	12385	12385
7	8-32 X 1/2 PH PAN W/SEMS	47124	47124	47124	47124	47124	47124	47124	47124	47124	47124	47124
8	SWITCH BRACKET	69828	69828	69828	69828	69828	69828	69828	69828	69828	69828	69828
9	E-STOP CONTROL STATION	69829	69829	69829	69829	69829	69829	69829	69829	69829	69829	69829
10	SAFETY SWITCH LABEL	77901	77901	77901	77901	77901	77901	77901	77901	77901	77901	77901
11	CORDGRIP, STRAIGHT	55234	55234	55234	55234	55234	55234	55234	55234	55234	55234	55234
12	CABLE ASSEMBLY	89889	89889	89889	89889	89889	89889	89889	89889	89889	89889	89889
13	WIRE CLIP, 3/8 IN.	55274	55274	55274	55274	55274	55274	55274	55274	55274	55274	55274
14	10-24 X 3/8 PAN HD PH T23	38111	38111	38111	38111	38111	38111	38111	38111	38111	38111	38111
15	DRAIN PLUG ASSEMBLY	89440	89440	89440	89440	89440	89440	89440	89440	89440	89440	89440
16	DRAIN VALVE	89014	89014	89014	89014	89014	89014	89014	89014	89014	89014	89014
17	DRIP TRAY/TANK COVER			89218	89218	89218	89225			89218	89218	89825



Cabinet Exterior – Parts List

Item	Part Description	Part Number										
		8047D	8048D	8049D	8050D	8051D	8066	8068	8068FL	8073	8073BF	8075
1	POWER HEAD ASSY	8060	8061	8063	8064	8062	8067	8069	8069FL	8074	8074BF	8067
2	TANK & CABNT ASSY W/DRAIN	89056	89056	89230	89330	89230	89330	89812	89866	89857	89857	89824
3	SWITCH BOX COMPONENTS (incls Items 4-12 below)	89887	89887	89887	89887	89887	89887	89887	89887	89887	89887	89887
4	PLUG	49220	49220	49220	49220	49220	49220	49220	49220	49220	49220	49220
5	CABLE CLAMP	49221	49221	49221	49221	49221	49221	49221	49221	49221	49221	49221
6	8-32 ACORN NUT SS	12385	12385	12385	12385	12385	12385	12385	12385	12385	12385	12385
7	8-32 X 1/2 PH PAN W/SEMS	47124	47124	47124	47124	47124	47124	47124	47124	47124	47124	47124
8	SWITCH BRACKET	69828	69828	69828	69828	69828	69828	69828	69828	69828	69828	69828
9	E-STOP CONTROL STATION	69829	69829	69829	69829	69829	69829	69829	69829	69829	69829	69829
10	SAFETY SWITCH LABEL	77901	77901	77901	77901	77901	77901	77901	77901	77901	77901	77901
11	CORDGRIP, STRAIGHT	55234	55234	55234	55234	55234	55234	55234	55234	55234	55234	55234
12	CABLE ASSEMBLY	89889	89889	89889	89889	89889	89889	89889	89889	89889	89889	89889
13	WIRE CLIP, 3/8 IN.	55274	55274	55274	55274	55274	55274	55274	55274	55274	55274	55274
14	10-24 X 3/8 PAN HD PH T23	38111	38111	38111	38111	38111	38111	38111	38111	38111	38111	38111
15	DRAIN PLUG ASSEMBLY	89440	89440	89440	89440	89440	89440	89440	89440	89440	89440	89440
16	DRAIN VALVE	89014	89014	89014	89014	89014	89014	89014	89014	89014	89014	89014
17	DRIP TRAY/TANK COVER			89218	89218	89218	89225			89218	89218	89825



Cabinet Exterior – Parts List

Item	Part Description	Part Number										
		8047D	8048D	8049D	8050D	8051D	8066	8068	8068FL	8073	8073BF	8075
1	POWER HEAD ASSY	8060	8061	8063	8064	8062	8067	8069	8069FL	8074	8074BF	8067
2	TANK & CABNT ASSY W/DRAIN	89056	89056	89230	89330	89230	89330	89812	89866	89857	89857	89824
3	SWITCH BOX COMPONENTS (incls Items 4-12 below)	89887	89887	89887	89887	89887	89887	89887	89887	89887	89887	89887
4	PLUG	49220	49220	49220	49220	49220	49220	49220	49220	49220	49220	49220
5	CABLE CLAMP	49221	49221	49221	49221	49221	49221	49221	49221	49221	49221	49221
6	8-32 ACORN NUT SS	12385	12385	12385	12385	12385	12385	12385	12385	12385	12385	12385
7	8-32 X 1/2 PH PAN W/SEMS	47124	47124	47124	47124	47124	47124	47124	47124	47124	47124	47124
8	SWITCH BRACKET	69828	69828	69828	69828	69828	69828	69828	69828	69828	69828	69828
9	E-STOP CONTROL STATION	69829	69829	69829	69829	69829	69829	69829	69829	69829	69829	69829
10	SAFETY SWITCH LABEL	77901	77901	77901	77901	77901	77901	77901	77901	77901	77901	77901
11	CORDGRIP, STRAIGHT	55234	55234	55234	55234	55234	55234	55234	55234	55234	55234	55234
12	CABLE ASSEMBLY	89889	89889	89889	89889	89889	89889	89889	89889	89889	89889	89889
13	WIRE CLIP, 3/8 IN.	55274	55274	55274	55274	55274	55274	55274	55274	55274	55274	55274
14	10-24 X 3/8 PAN HD PH T23	38111	38111	38111	38111	38111	38111	38111	38111	38111	38111	38111
15	DRAIN PLUG ASSEMBLY	89440	89440	89440	89440	89440	89440	89440	89440	89440	89440	89440
16	DRAIN VALVE	89014	89014	89014	89014	89014	89014	89014	89014	89014	89014	89014
17	DRIP TRAY/TANK COVER			89218	89218	89218	89225			89218	89218	89825



Cabinet Exterior – Parts List

Item	Part Description	Part Number										
		8047D	8048D	8049D	8050D	8051D	8066	8068	8068FL	8073	8073BF	8075
1	POWER HEAD ASSY	8060	8061	8063	8064	8062	8067	8069	8069FL	8074	8074BF	8067
2	TANK & CABNT ASSY W/DRAIN	89056	89056	89230	89330	89230	89330	89812	89866	89857	89857	89824
3	SWITCH BOX COMPONENTS (incls Items 4-12 below)	89887	89887	89887	89887	89887	89887	89887	89887	89887	89887	89887
4	PLUG	49220	49220	49220	49220	49220	49220	49220	49220	49220	49220	49220
5	CABLE CLAMP	49221	49221	49221	49221	49221	49221	49221	49221	49221	49221	49221
6	8-32 ACORN NUT SS	12385	12385	12385	12385	12385	12385	12385	12385	12385	12385	12385
7	8-32 X 1/2 PH PAN W/SEMS	47124	47124	47124	47124	47124	47124	47124	47124	47124	47124	47124
8	SWITCH BRACKET	69828	69828	69828	69828	69828	69828	69828	69828	69828	69828	69828
9	E-STOP CONTROL STATION	69829	69829	69829	69829	69829	69829	69829	69829	69829	69829	69829
10	SAFETY SWITCH LABEL	77901	77901	77901	77901	77901	77901	77901	77901	77901	77901	77901
11	CORDGRIP, STRAIGHT	55234	55234	55234	55234	55234	55234	55234	55234	55234	55234	55234
12	CABLE ASSEMBLY	89889	89889	89889	89889	89889	89889	89889	89889	89889	89889	89889
13	WIRE CLIP, 3/8 IN.	55274	55274	55274	55274	55274	55274	55274	55274	55274	55274	55274
14	10-24 X 3/8 PAN HD PH T23	38111	38111	38111	38111	38111	38111	38111	38111	38111	38111	38111
15	DRAIN PLUG ASSEMBLY	89440	89440	89440	89440	89440	89440	89440	89440	89440	89440	89440
16	DRAIN VALVE	89014	89014	89014	89014	89014	89014	89014	89014	89014	89014	89014
17	DRIP TRAY/TANK COVER			89218	89218	89218	89225			89218	89218	89825



Cabinet Exterior – Parts List

Item	Part Description	Part Number										
		8047D	8048D	8049D	8050D	8051D	8066	8068	8068FL	8073	8073BF	8075
1	POWER HEAD ASSY	8060	8061	8063	8064	8062	8067	8069	8069FL	8074	8074BF	8067
2	TANK & CABNT ASSY W/DRAIN	89056	89056	89230	89330	89230	89330	89812	89866	89857	89857	89824
3	SWITCH BOX COMPONENTS (incls Items 4-12 below)	89887	89887	89887	89887	89887	89887	89887	89887	89887	89887	89887
4	PLUG	49220	49220	49220	49220	49220	49220	49220	49220	49220	49220	49220
5	CABLE CLAMP	49221	49221	49221	49221	49221	49221	49221	49221	49221	49221	49221
6	8-32 ACORN NUT SS	12385	12385	12385	12385	12385	12385	12385	12385	12385	12385	12385
7	8-32 X 1/2 PH PAN W/SEMS	47124	47124	47124	47124	47124	47124	47124	47124	47124	47124	47124
8	SWITCH BRACKET	69828	69828	69828	69828	69828	69828	69828	69828	69828	69828	69828
9	E-STOP CONTROL STATION	69829	69829	69829	69829	69829	69829	69829	69829	69829	69829	69829
10	SAFETY SWITCH LABEL	77901	77901	77901	77901	77901	77901	77901	77901	77901	77901	77901
11	CORDGRIP, STRAIGHT	55234	55234	55234	55234	55234	55234	55234	55234	55234	55234	55234
12	CABLE ASSEMBLY	89889	89889	89889	89889	89889	89889	89889	89889	89889	89889	89889
13	WIRE CLIP, 3/8 IN.	55274	55274	55274	55274	55274	55274	55274	55274	55274	55274	55274
14	10-24 X 3/8 PAN HD PH T23	38111	38111	38111	38111	38111	38111	38111	38111	38111	38111	38111
15	DRAIN PLUG ASSEMBLY	89440	89440	89440	89440	89440	89440	89440	89440	89440	89440	89440
16	DRAIN VALVE	89014	89014	89014	89014	89014	89014	89014	89014	89014	89014	89014
17	DRIP TRAY/TANK COVER			89218	89218	89218	89225			89218	89218	89825



Cabinet Exterior – Parts List

Item	Part Description	Part Number										
		8047D	8048D	8049D	8050D	8051D	8066	8068	8068FL	8073	8073BF	8075
1	POWER HEAD ASSY	8060	8061	8063	8064	8062	8067	8069	8069FL	8074	8074BF	8067
2	TANK & CABNT ASSY W/DRAIN	89056	89056	89230	89330	89230	89330	89812	89866	89857	89857	89824
3	SWITCH BOX COMPONENTS (incls Items 4-12 below)	89887	89887	89887	89887	89887	89887	89887	89887	89887	89887	89887
4	PLUG	49220	49220	49220	49220	49220	49220	49220	49220	49220	49220	49220
5	CABLE CLAMP	49221	49221	49221	49221	49221	49221	49221	49221	49221	49221	49221
6	8-32 ACORN NUT SS	12385	12385	12385	12385	12385	12385	12385	12385	12385	12385	12385
7	8-32 X 1/2 PH PAN W/SEMS	47124	47124	47124	47124	47124	47124	47124	47124	47124	47124	47124
8	SWITCH BRACKET	69828	69828	69828	69828	69828	69828	69828	69828	69828	69828	69828
9	E-STOP CONTROL STATION	69829	69829	69829	69829	69829	69829	69829	69829	69829	69829	69829
10	SAFETY SWITCH LABEL	77901	77901	77901	77901	77901	77901	77901	77901	77901	77901	77901
11	CORDGRIP, STRAIGHT	55234	55234	55234	55234	55234	55234	55234	55234	55234	55234	55234
12	CABLE ASSEMBLY	89889	89889	89889	89889	89889	89889	89889	89889	89889	89889	89889
13	WIRE CLIP, 3/8 IN.	55274	55274	55274	55274	55274	55274	55274	55274	55274	55274	55274
14	10-24 X 3/8 PAN HD PH T23	38111	38111	38111	38111	38111	38111	38111	38111	38111	38111	38111
15	DRAIN PLUG ASSEMBLY	89440	89440	89440	89440	89440	89440	89440	89440	89440	89440	89440
16	DRAIN VALVE	89014	89014	89014	89014	89014	89014	89014	89014	89014	89014	89014
17	DRIP TRAY/TANK COVER			89218	89218	89218	89225			89218	89218	89825



Cabinet Exterior – Parts List

Item	Part Description	Part Number										
		8047D	8048D	8049D	8050D	8051D	8066	8068	8068FL	8073	8073BF	8075
1	POWER HEAD ASSY	8060	8061	8063	8064	8062	8067	8069	8069FL	8074	8074BF	8067
2	TANK & CABNT ASSY W/DRAIN	89056	89056	89230	89330	89230	89330	89812	89866	89857	89857	89824
3	SWITCH BOX COMPONENTS (incls Items 4-12 below)	89887	89887	89887	89887	89887	89887	89887	89887	89887	89887	89887
4	PLUG	49220	49220	49220	49220	49220	49220	49220	49220	49220	49220	49220
5	CABLE CLAMP	49221	49221	49221	49221	49221	49221	49221	49221	49221	49221	49221
6	8-32 ACORN NUT SS	12385	12385	12385	12385	12385	12385	12385	12385	12385	12385	12385
7	8-32 X 1/2 PH PAN W/SEMS	47124	47124	47124	47124	47124	47124	47124	47124	47124	47124	47124
8	SWITCH BRACKET	69828	69828	69828	69828	69828	69828	69828	69828	69828	69828	69828
9	E-STOP CONTROL STATION	69829	69829	69829	69829	69829	69829	69829	69829	69829	69829	69829
10	SAFETY SWITCH LABEL	77901	77901	77901	77901	77901	77901	77901	77901	77901	77901	77901
11	CORDGRIP, STRAIGHT	55234	55234	55234	55234	55234	55234	55234	55234	55234	55234	55234
12	CABLE ASSEMBLY	89889	89889	89889	89889	89889	89889	89889	89889	89889	89889	89889
13	WIRE CLIP, 3/8 IN.	55274	55274	55274	55274	55274	55274	55274	55274	55274	55274	55274
14	10-24 X 3/8 PAN HD PH T23	38111	38111	38111	38111	38111	38111	38111	38111	38111	38111	38111
15	DRAIN PLUG ASSEMBLY	89440	89440	89440	89440	89440	89440	89440	89440	89440	89440	89440
16	DRAIN VALVE	89014	89014	89014	89014	89014	89014	89014	89014	89014	89014	89014
17	DRIP TRAY/TANK COVER			89218	89218	89218	89225			89218	89218	89825



Cabinet Exterior – Parts List

Item	Part Description	Part Number										
		8047D	8048D	8049D	8050D	8051D	8066	8068	8068FL	8073	8073BF	8075
1	POWER HEAD ASSY	8060	8061	8063	8064	8062	8067	8069	8069FL	8074	8074BF	8067
2	TANK & CABNT ASSY W/DRAIN	89056	89056	89230	89330	89230	89330	89812	89866	89857	89857	89824
3	SWITCH BOX COMPONENTS (incls Items 4-12 below)	89887	89887	89887	89887	89887	89887	89887	89887	89887	89887	89887
4	PLUG	49220	49220	49220	49220	49220	49220	49220	49220	49220	49220	49220
5	CABLE CLAMP	49221	49221	49221	49221	49221	49221	49221	49221	49221	49221	49221
6	8-32 ACORN NUT SS	12385	12385	12385	12385	12385	12385	12385	12385	12385	12385	12385
7	8-32 X 1/2 PH PAN W/SEMS	47124	47124	47124	47124	47124	47124	47124	47124	47124	47124	47124
8	SWITCH BRACKET	69828	69828	69828	69828	69828	69828	69828	69828	69828	69828	69828
9	E-STOP CONTROL STATION	69829	69829	69829	69829	69829	69829	69829	69829	69829	69829	69829
10	SAFETY SWITCH LABEL	77901	77901	77901	77901	77901	77901	77901	77901	77901	77901	77901
11	CORDGRIP, STRAIGHT	55234	55234	55234	55234	55234	55234	55234	55234	55234	55234	55234
12	CABLE ASSEMBLY	89889	89889	89889	89889	89889	89889	89889	89889	89889	89889	89889
13	WIRE CLIP, 3/8 IN.	55274	55274	55274	55274	55274	55274	55274	55274	55274	55274	55274
14	10-24 X 3/8 PAN HD PH T23	38111	38111	38111	38111	38111	38111	38111	38111	38111	38111	38111
15	DRAIN PLUG ASSEMBLY	89440	89440	89440	89440	89440	89440	89440	89440	89440	89440	89440
16	DRAIN VALVE	89014	89014	89014	89014	89014	89014	89014	89014	89014	89014	89014
17	DRIP TRAY/TANK COVER			89218	89218	89218	89225			89218	89218	89825



Cabinet Exterior – Parts List

Item	Part Description	Part Number										
		8047D	8048D	8049D	8050D	8051D	8066	8068	8068FL	8073	8073BF	8075
1	POWER HEAD ASSY	8060	8061	8063	8064	8062	8067	8069	8069FL	8074	8074BF	8067
2	TANK & CABNT ASSY W/DRAIN	89056	89056	89230	89330	89230	89330	89812	89866	89857	89857	89824
3	SWITCH BOX COMPONENTS (incls Items 4-12 below)	89887	89887	89887	89887	89887	89887	89887	89887	89887	89887	89887
4	PLUG	49220	49220	49220	49220	49220	49220	49220	49220	49220	49220	49220
5	CABLE CLAMP	49221	49221	49221	49221	49221	49221	49221	49221	49221	49221	49221
6	8-32 ACORN NUT SS	12385	12385	12385	12385	12385	12385	12385	12385	12385	12385	12385
7	8-32 X 1/2 PH PAN W/SEMS	47124	47124	47124	47124	47124	47124	47124	47124	47124	47124	47124
8	SWITCH BRACKET	69828	69828	69828	69828	69828	69828	69828	69828	69828	69828	69828
9	E-STOP CONTROL STATION	69829	69829	69829	69829	69829	69829	69829	69829	69829	69829	69829
10	SAFETY SWITCH LABEL	77901	77901	77901	77901	77901	77901	77901	77901	77901	77901	77901
11	CORDGRIP, STRAIGHT	55234	55234	55234	55234	55234	55234	55234	55234	55234	55234	55234
12	CABLE ASSEMBLY	89889	89889	89889	89889	89889	89889	89889	89889	89889	89889	89889
13	WIRE CLIP, 3/8 IN.	55274	55274	55274	55274	55274	55274	55274	55274	55274	55274	55274
14	10-24 X 3/8 PAN HD PH T23	38111	38111	38111	38111	38111	38111	38111	38111	38111	38111	38111
15	DRAIN PLUG ASSEMBLY	89440	89440	89440	89440	89440	89440	89440	89440	89440	89440	89440
16	DRAIN VALVE	89014	89014	89014	89014	89014	89014	89014	89014	89014	89014	89014
17	DRIP TRAY/TANK COVER			89218	89218	89218	89225			89218	89218	89825



Cabinet Exterior – Parts List

Item	Part Description	Part Number										
		8047D	8048D	8049D	8050D	8051D	8066	8068	8068FL	8073	8073BF	8075
1	POWER HEAD ASSY	8060	8061	8063	8064	8062	8067	8069	8069FL	8074	8074BF	8067
2	TANK & CABNT ASSY W/DRAIN	89056	89056	89230	89330	89230	89330	89812	89866	89857	89857	89824
3	SWITCH BOX COMPONENTS (incls Items 4-12 below)	89887	89887	89887	89887	89887	89887	89887	89887	89887	89887	89887
4	PLUG	49220	49220	49220	49220	49220	49220	49220	49220	49220	49220	49220
5	CABLE CLAMP	49221	49221	49221	49221	49221	49221	49221	49221	49221	49221	49221
6	8-32 ACORN NUT SS	12385	12385	12385	12385	12385	12385	12385	12385	12385	12385	12385
7	8-32 X 1/2 PH PAN W/SEMS	47124	47124	47124	47124	47124	47124	47124	47124	47124	47124	47124
8	SWITCH BRACKET	69828	69828	69828	69828	69828	69828	69828	69828	69828	69828	69828
9	E-STOP CONTROL STATION	69829	69829	69829	69829	69829	69829	69829	69829	69829	69829	69829
10	SAFETY SWITCH LABEL	77901	77901	77901	77901	77901	77901	77901	77901	77901	77901	77901
11	CORDGRIP, STRAIGHT	55234	55234	55234	55234	55234	55234	55234	55234	55234	55234	55234
12	CABLE ASSEMBLY	89889	89889	89889	89889	89889	89889	89889	89889	89889	89889	89889
13	WIRE CLIP, 3/8 IN.	55274	55274	55274	55274	55274	55274	55274	55274	55274	55274	55274
14	10-24 X 3/8 PAN HD PH T23	38111	38111	38111	38111	38111	38111	38111	38111	38111	38111	38111
15	DRAIN PLUG ASSEMBLY	89440	89440	89440	89440	89440	89440	89440	89440	89440	89440	89440
16	DRAIN VALVE	89014	89014	89014	89014	89014	89014	89014	89014	89014	89014	89014
17	DRIP TRAY/TANK COVER			89218	89218	89218	89225			89218	89218	89825



Cabinet Exterior – Parts List

Item	Part Description	Part Number										
		8047D	8048D	8049D	8050D	8051D	8066	8068	8068FL	8073	8073BF	8075
1	POWER HEAD ASSY	8060	8061	8063	8064	8062	8067	8069	8069FL	8074	8074BF	8067
2	TANK & CABNT ASSY W/DRAIN	89056	89056	89230	89330	89230	89330	89812	89866	89857	89857	89824
3	SWITCH BOX COMPONENTS (incls Items 4-12 below)	89887	89887	89887	89887	89887	89887	89887	89887	89887	89887	89887
4	PLUG	49220	49220	49220	49220	49220	49220	49220	49220	49220	49220	49220
5	CABLE CLAMP	49221	49221	49221	49221	49221	49221	49221	49221	49221	49221	49221
6	8-32 ACORN NUT SS	12385	12385	12385	12385	12385	12385	12385	12385	12385	12385	12385
7	8-32 X 1/2 PH PAN W/SEMS	47124	47124	47124	47124	47124	47124	47124	47124	47124	47124	47124
8	SWITCH BRACKET	69828	69828	69828	69828	69828	69828	69828	69828	69828	69828	69828
9	E-STOP CONTROL STATION	69829	69829	69829	69829	69829	69829	69829	69829	69829	69829	69829
10	SAFETY SWITCH LABEL	77901	77901	77901	77901	77901	77901	77901	77901	77901	77901	77901
11	CORDGRIP, STRAIGHT	55234	55234	55234	55234	55234	55234	55234	55234	55234	55234	55234
12	CABLE ASSEMBLY	89889	89889	89889	89889	89889	89889	89889	89889	89889	89889	89889
13	WIRE CLIP, 3/8 IN.	55274	55274	55274	55274	55274	55274	55274	55274	55274	55274	55274
14	10-24 X 3/8 PAN HD PH T23	38111	38111	38111	38111	38111	38111	38111	38111	38111	38111	38111
15	DRAIN PLUG ASSEMBLY	89440	89440	89440	89440	89440	89440	89440	89440	89440	89440	89440
16	DRAIN VALVE	89014	89014	89014	89014	89014	89014	89014	89014	89014	89014	89014
17	DRIP TRAY/TANK COVER			89218	89218	89218	89225			89218	89218	89825



Cabinet Exterior – Parts List

Item	Part Description	Part Number										
		8047D	8048D	8049D	8050D	8051D	8066	8068	8068FL	8073	8073BF	8075
1	POWER HEAD ASSY	8060	8061	8063	8064	8062	8067	8069	8069FL	8074	8074BF	8067
2	TANK & CABNT ASSY W/DRAIN	89056	89056	89230	89330	89230	89330	89812	89866	89857	89857	89824
3	SWITCH BOX COMPONENTS (incls Items 4-12 below)	89887	89887	89887	89887	89887	89887	89887	89887	89887	89887	89887
4	PLUG	49220	49220	49220	49220	49220	49220	49220	49220	49220	49220	49220
5	CABLE CLAMP	49221	49221	49221	49221	49221	49221	49221	49221	49221	49221	49221
6	8-32 ACORN NUT SS	12385	12385	12385	12385	12385	12385	12385	12385	12385	12385	12385
7	8-32 X 1/2 PH PAN W/SEMS	47124	47124	47124	47124	47124	47124	47124	47124	47124	47124	47124
8	SWITCH BRACKET	69828	69828	69828	69828	69828	69828	69828	69828	69828	69828	69828
9	E-STOP CONTROL STATION	69829	69829	69829	69829	69829	69829	69829	69829	69829	69829	69829
10	SAFETY SWITCH LABEL	77901	77901	77901	77901	77901	77901	77901	77901	77901	77901	77901
11	CORDGRIP, STRAIGHT	55234	55234	55234	55234	55234	55234	55234	55234	55234	55234	55234
12	CABLE ASSEMBLY	89889	89889	89889	89889	89889	89889	89889	89889	89889	89889	89889
13	WIRE CLIP, 3/8 IN.	55274	55274	55274	55274	55274	55274	55274	55274	55274	55274	55274
14	10-24 X 3/8 PAN HD PH T23	38111	38111	38111	38111	38111	38111	38111	38111	38111	38111	38111
15	DRAIN PLUG ASSEMBLY	89440	89440	89440	89440	89440	89440	89440	89440	89440	89440	89440
16	DRAIN VALVE	89014	89014	89014	89014	89014	89014	89014	89014	89014	89014	89014
17	DRIP TRAY/TANK COVER			89218	89218	89218	89225			89218	89218	89825



Cabinet Exterior – Parts List

Item	Part Description	Part Number										
		8047D	8048D	8049D	8050D	8051D	8066	8068	8068FL	8073	8073BF	8075
1	POWER HEAD ASSY	8060	8061	8063	8064	8062	8067	8069	8069FL	8074	8074BF	8067
2	TANK & CABNT ASSY W/DRAIN	89056	89056	89230	89330	89230	89330	89812	89866	89857	89857	89824
3	SWITCH BOX COMPONENTS (incls Items 4-12 below)	89887	89887	89887	89887	89887	89887	89887	89887	89887	89887	89887
4	PLUG	49220	49220	49220	49220	49220	49220	49220	49220	49220	49220	49220
5	CABLE CLAMP	49221	49221	49221	49221	49221	49221	49221	49221	49221	49221	49221
6	8-32 ACORN NUT SS	12385	12385	12385	12385	12385	12385	12385	12385	12385	12385	12385
7	8-32 X 1/2 PH PAN W/SEMS	47124	47124	47124	47124	47124	47124	47124	47124	47124	47124	47124
8	SWITCH BRACKET	69828	69828	69828	69828	69828	69828	69828	69828	69828	69828	69828
9	E-STOP CONTROL STATION	69829	69829	69829	69829	69829	69829	69829	69829	69829	69829	69829
10	SAFETY SWITCH LABEL	77901	77901	77901	77901	77901	77901	77901	77901	77901	77901	77901
11	CORDGRIP, STRAIGHT	55234	55234	55234	55234	55234	55234	55234	55234	55234	55234	55234
12	CABLE ASSEMBLY	89889	89889	89889	89889	89889	89889	89889	89889	89889	89889	89889
13	WIRE CLIP, 3/8 IN.	55274	55274	55274	55274	55274	55274	55274	55274	55274	55274	55274
14	10-24 X 3/8 PAN HD PH T23	38111	38111	38111	38111	38111	38111	38111	38111	38111	38111	38111
15	DRAIN PLUG ASSEMBLY	89440	89440	89440	89440	89440	89440	89440	89440	89440	89440	89440
16	DRAIN VALVE	89014	89014	89014	89014	89014	89014	89014	89014	89014	89014	89014
17	DRIP TRAY/TANK COVER			89218	89218	89218	89225			89218	89218	89825



Cabinet Exterior – Parts List

Item	Part Description	Part Number										
		8047D	8048D	8049D	8050D	8051D	8066	8068	8068FL	8073	8073BF	8075
1	POWER HEAD ASSY	8060	8061	8063	8064	8062	8067	8069	8069FL	8074	8074BF	8067
2	TANK & CABNT ASSY W/DRAIN	89056	89056	89230	89330	89230	89330	89812	89866	89857	89857	89824
3	SWITCH BOX COMPONENTS (incls Items 4-12 below)	89887	89887	89887	89887	89887	89887	89887	89887	89887	89887	89887
4	PLUG	49220	49220	49220	49220	49220	49220	49220	49220	49220	49220	49220
5	CABLE CLAMP	49221	49221	49221	49221	49221	49221	49221	49221	49221	49221	49221
6	8-32 ACORN NUT SS	12385	12385	12385	12385	12385	12385	12385	12385	12385	12385	12385
7	8-32 X 1/2 PH PAN W/SEMS	47124	47124	47124	47124	47124	47124	47124	47124	47124	47124	47124
8	SWITCH BRACKET	69828	69828	69828	69828	69828	69828	69828	69828	69828	69828	69828
9	E-STOP CONTROL STATION	69829	69829	69829	69829	69829	69829	69829	69829	69829	69829	69829
10	SAFETY SWITCH LABEL	77901	77901	77901	77901	77901	77901	77901	77901	77901	77901	77901
11	CORDGRIP, STRAIGHT	55234	55234	55234	55234	55234	55234	55234	55234	55234	55234	55234
12	CABLE ASSEMBLY	89889	89889	89889	89889	89889	89889	89889	89889	89889	89889	89889
13	WIRE CLIP, 3/8 IN.	55274	55274	55274	55274	55274	55274	55274	55274	55274	55274	55274
14	10-24 X 3/8 PAN HD PH T23	38111	38111	38111	38111	38111	38111	38111	38111	38111	38111	38111
15	DRAIN PLUG ASSEMBLY	89440	89440	89440	89440	89440	89440	89440	89440	89440	89440	89440
16	DRAIN VALVE	89014	89014	89014	89014	89014	89014	89014	89014	89014	89014	89014
17	DRIP TRAY/TANK COVER			89218	89218	89218	89225			89218	89218	89825



Cabinet Exterior – Parts List

Item	Part Description	Part Number										
		8047D	8048D	8049D	8050D	8051D	8066	8068	8068FL	8073	8073BF	8075
1	POWER HEAD ASSY	8060	8061	8063	8064	8062	8067	8069	8069FL	8074	8074BF	8067
2	TANK & CABNT ASSY W/DRAIN	89056	89056	89230	89330	89230	89330	89812	89866	89857	89857	89824
3	SWITCH BOX COMPONENTS (incls Items 4-12 below)	89887	89887	89887	89887	89887	89887	89887	89887	89887	89887	89887
4	PLUG	49220	49220	49220	49220	49220	49220	49220	49220	49220	49220	49220
5	CABLE CLAMP	49221	49221	49221	49221	49221	49221	49221	49221	49221	49221	49221
6	8-32 ACORN NUT SS	12385	12385	12385	12385	12385	12385	12385	12385	12385	12385	12385
7	8-32 X 1/2 PH PAN W/SEMS	47124	47124	47124	47124	47124	47124	47124	47124	47124	47124	47124
8	SWITCH BRACKET	69828	69828	69828	69828	69828	69828	69828	69828	69828	69828	69828
9	E-STOP CONTROL STATION	69829	69829	69829	69829	69829	69829	69829	69829	69829	69829	69829
10	SAFETY SWITCH LABEL	77901	77901	77901	77901	77901	77901	77901	77901	77901	77901	77901
11	CORDGRIP, STRAIGHT	55234	55234	55234	55234	55234	55234	55234	55234	55234	55234	55234
12	CABLE ASSEMBLY	89889	89889	89889	89889	89889	89889	89889	89889	89889	89889	89889
13	WIRE CLIP, 3/8 IN.	55274	55274	55274	55274	55274	55274	55274	55274	55274	55274	55274
14	10-24 X 3/8 PAN HD PH T23	38111	38111	38111	38111	38111	38111	38111	38111	38111	38111	38111
15	DRAIN PLUG ASSEMBLY	89440	89440	89440	89440	89440	89440	89440	89440	89440	89440	89440
16	DRAIN VALVE	89014	89014	89014	89014	89014	89014	89014	89014	89014	89014	89014
17	DRIP TRAY/TANK COVER			89218	89218	89218	89225			89218	89218	89825



Cabinet Exterior – Parts List

Item	Part Description	Part Number										
		8047D	8048D	8049D	8050D	8051D	8066	8068	8068FL	8073	8073BF	8075
1	POWER HEAD ASSY	8060	8061	8063	8064	8062	8067	8069	8069FL	8074	8074BF	8067
2	TANK & CABNT ASSY W/DRAIN	89056	89056	89230	89330	89230	89330	89812	89866	89857	89857	89824
3	SWITCH BOX COMPONENTS (incls Items 4-12 below)	89887	89887	89887	89887	89887	89887	89887	89887	89887	89887	89887
4	PLUG	49220	49220	49220	49220	49220	49220	49220	49220	49220	49220	49220
5	CABLE CLAMP	49221	49221	49221	49221	49221	49221	49221	49221	49221	49221	49221
6	8-32 ACORN NUT SS	12385	12385	12385	12385	12385	12385	12385	12385	12385	12385	12385
7	8-32 X 1/2 PH PAN W/SEMS	47124	47124	47124	47124	47124	47124	47124	47124	47124	47124	47124
8	SWITCH BRACKET	69828	69828	69828	69828	69828	69828	69828	69828	69828	69828	69828
9	E-STOP CONTROL STATION	69829	69829	69829	69829	69829	69829	69829	69829	69829	69829	69829
10	SAFETY SWITCH LABEL	77901	77901	77901	77901	77901	77901	77901	77901	77901	77901	77901
11	CORDGRIP, STRAIGHT	55234	55234	55234	55234	55234	55234	55234	55234	55234	55234	55234
12	CABLE ASSEMBLY	89889	89889	89889	89889	89889	89889	89889	89889	89889	89889	89889
13	WIRE CLIP, 3/8 IN.	55274	55274	55274	55274	55274	55274	55274	55274	55274	55274	55274
14	10-24 X 3/8 PAN HD PH T23	38111	38111	38111	38111	38111	38111	38111	38111	38111	38111	38111
15	DRAIN PLUG ASSEMBLY	89440	89440	89440	89440	89440	89440	89440	89440	89440	89440	89440
16	DRAIN VALVE	89014	89014	89014	89014	89014	89014	89014	89014	89014	89014	89014
17	DRIP TRAY/TANK COVER			89218	89218	89218	89225			89218	89218	89825



Cabinet Exterior – Parts List

Item	Part Description	Part Number										
		8047D	8048D	8049D	8050D	8051D	8066	8068	8068FL	8073	8073BF	8075
1	POWER HEAD ASSY	8060	8061	8063	8064	8062	8067	8069	8069FL	8074	8074BF	8067
2	TANK & CABNT ASSY W/DRAIN	89056	89056	89230	89330	89230	89330	89812	89866	89857	89857	89824
3	SWITCH BOX COMPONENTS (incls Items 4-12 below)	89887	89887	89887	89887	89887	89887	89887	89887	89887	89887	89887
4	PLUG	49220	49220	49220	49220	49220	49220	49220	49220	49220	49220	49220
5	CABLE CLAMP	49221	49221	49221	49221	49221	49221	49221	49221	49221	49221	49221
6	8-32 ACORN NUT SS	12385	12385	12385	12385	12385	12385	12385	12385	12385	12385	12385
7	8-32 X 1/2 PH PAN W/SEMS	47124	47124	47124	47124	47124	47124	47124	47124	47124	47124	47124
8	SWITCH BRACKET	69828	69828	69828	69828	69828	69828	69828	69828	69828	69828	69828
9	E-STOP CONTROL STATION	69829	69829	69829	69829	69829	69829	69829	69829	69829	69829	69829
10	SAFETY SWITCH LABEL	77901	77901	77901	77901	77901	77901	77901	77901	77901	77901	77901
11	CORDGRIP, STRAIGHT	55234	55234	55234	55234	55234	55234	55234	55234	55234	55234	55234
12	CABLE ASSEMBLY	89889	89889	89889	89889	89889	89889	89889	89889	89889	89889	89889
13	WIRE CLIP, 3/8 IN.	55274	55274	55274	55274	55274	55274	55274	55274	55274	55274	55274
14	10-24 X 3/8 PAN HD PH T23	38111	38111	38111	38111	38111	38111	38111	38111	38111	38111	38111
15	DRAIN PLUG ASSEMBLY	89440	89440	89440	89440	89440	89440	89440	89440	89440	89440	89440
16	DRAIN VALVE	89014	89014	89014	89014	89014	89014	89014	89014	89014	89014	89014
17	DRIP TRAY/TANK COVER			89218	89218	89218	89225			89218	89218	89825



Cabinet Exterior – Parts List

Item	Part Description	Part Number										
		8047D	8048D	8049D	8050D	8051D	8066	8068	8068FL	8073	8073BF	8075
1	POWER HEAD ASSY	8060	8061	8063	8064	8062	8067	8069	8069FL	8074	8074BF	8067
2	TANK & CABNT ASSY W/DRAIN	89056	89056	89230	89330	89230	89330	89812	89866	89857	89857	89824
3	SWITCH BOX COMPONENTS (incls Items 4-12 below)	89887	89887	89887	89887	89887	89887	89887	89887	89887	89887	89887
4	PLUG	49220	49220	49220	49220	49220	49220	49220	49220	49220	49220	49220
5	CABLE CLAMP	49221	49221	49221	49221	49221	49221	49221	49221	49221	49221	49221
6	8-32 ACORN NUT SS	12385	12385	12385	12385	12385	12385	12385	12385	12385	12385	12385
7	8-32 X 1/2 PH PAN W/SEMS	47124	47124	47124	47124	47124	47124	47124	47124	47124	47124	47124
8	SWITCH BRACKET	69828	69828	69828	69828	69828	69828	69828	69828	69828	69828	69828
9	E-STOP CONTROL STATION	69829	69829	69829	69829	69829	69829	69829	69829	69829	69829	69829
10	SAFETY SWITCH LABEL	77901	77901	77901	77901	77901	77901	77901	77901	77901	77901	77901
11	CORDGRIP, STRAIGHT	55234	55234	55234	55234	55234	55234	55234	55234	55234	55234	55234
12	CABLE ASSEMBLY	89889	89889	89889	89889	89889	89889	89889	89889	89889	89889	89889
13	WIRE CLIP, 3/8 IN.	55274	55274	55274	55274	55274	55274	55274	55274	55274	55274	55274
14	10-24 X 3/8 PAN HD PH T23	38111	38111	38111	38111	38111	38111	38111	38111	38111	38111	38111
15	DRAIN PLUG ASSEMBLY	89440	89440	89440	89440	89440	89440	89440	89440	89440	89440	89440
16	DRAIN VALVE	89014	89014	89014	89014	89014	89014	89014	89014	89014	89014	89014
17	DRIP TRAY/TANK COVER			89218	89218	89218	89225			89218	89218	89825



Cabinet Exterior – Parts List

Item	Part Description	Part Number										
		8047D	8048D	8049D	8050D	8051D	8066	8068	8068FL	8073	8073BF	8075
1	POWER HEAD ASSY	8060	8061	8063	8064	8062	8067	8069	8069FL	8074	8074BF	8067
2	TANK & CABNT ASSY W/DRAIN	89056	89056	89230	89330	89230	89330	89812	89866	89857	89857	89824
3	SWITCH BOX COMPONENTS (incls Items 4-12 below)	89887	89887	89887	89887	89887	89887	89887	89887	89887	89887	89887
4	PLUG	49220	49220	49220	49220	49220	49220	49220	49220	49220	49220	49220
5	CABLE CLAMP	49221	49221	49221	49221	49221	49221	49221	49221	49221	49221	49221
6	8-32 ACORN NUT SS	12385	12385	12385	12385	12385	12385	12385	12385	12385	12385	12385
7	8-32 X 1/2 PH PAN W/SEMS	47124	47124	47124	47124	47124	47124	47124	47124	47124	47124	47124
8	SWITCH BRACKET	69828	69828	69828	69828	69828	69828	69828	69828	69828	69828	69828
9	E-STOP CONTROL STATION	69829	69829	69829	69829	69829	69829	69829	69829	69829	69829	69829
10	SAFETY SWITCH LABEL	77901	77901	77901	77901	77901	77901	77901	77901	77901	77901	77901
11	CORDGRIP, STRAIGHT	55234	55234	55234	55234	55234	55234	55234	55234	55234	55234	55234
12	CABLE ASSEMBLY	89889	89889	89889	89889	89889	89889	89889	89889	89889	89889	89889
13	WIRE CLIP, 3/8 IN.	55274	55274	55274	55274	55274	55274	55274	55274	55274	55274	55274
14	10-24 X 3/8 PAN HD PH T23	38111	38111	38111	38111	38111	38111	38111	38111	38111	38111	38111
15	DRAIN PLUG ASSEMBLY	89440	89440	89440	89440	89440	89440	89440	89440	89440	89440	89440
16	DRAIN VALVE	89014	89014	89014	89014	89014	89014	89014	89014	89014	89014	89014
17	DRIP TRAY/TANK COVER			89218	89218	89218	89225			89218	89218	89825



Cabinet Exterior – Parts List

Item	Part Description	Part Number										
		8047D	8048D	8049D	8050D	8051D	8066	8068	8068FL	8073	8073BF	8075
1	POWER HEAD ASSY	8060	8061	8063	8064	8062	8067	8069	8069FL	8074	8074BF	8067
2	TANK & CABNT ASSY W/DRAIN	89056	89056	89230	89330	89230	89330	89812	89866	89857	89857	89824
3	SWITCH BOX COMPONENTS (incls Items 4-12 below)	89887	89887	89887	89887	89887	89887	89887	89887	89887	89887	89887
4	PLUG	49220	49220	49220	49220	49220	49220	49220	49220	49220	49220	49220
5	CABLE CLAMP	49221	49221	49221	49221	49221	49221	49221	49221	49221	49221	49221
6	8-32 ACORN NUT SS	12385	12385	12385	12385	12385	12385	12385	12385	12385	12385	12385
7	8-32 X 1/2 PH PAN W/SEMS	47124	47124	47124	47124	47124	47124	47124	47124	47124	47124	47124
8	SWITCH BRACKET	69828	69828	69828	69828	69828	69828	69828	69828	69828	69828	69828
9	E-STOP CONTROL STATION	69829	69829	69829	69829	69829	69829	69829	69829	69829	69829	69829
10	SAFETY SWITCH LABEL	77901	77901	77901	77901	77901	77901	77901	77901	77901	77901	77901
11	CORDGRIP, STRAIGHT	55234	55234	55234	55234	55234	55234	55234	55234	55234	55234	55234
12	CABLE ASSEMBLY	89889	89889	89889	89889	89889	89889	89889	89889	89889	89889	89889
13	WIRE CLIP, 3/8 IN.	55274	55274	55274	55274	55274	55274	55274	55274	55274	55274	55274
14	10-24 X 3/8 PAN HD PH T23	38111	38111	38111	38111	38111	38111	38111	38111	38111	38111	38111
15	DRAIN PLUG ASSEMBLY	89440	89440	89440	89440	89440	89440	89440	89440	89440	89440	89440
16	DRAIN VALVE	89014	89014	89014	89014	89014	89014	89014	89014	89014	89014	89014
17	DRIP TRAY/TANK COVER			89218	89218	89218	89225			89218	89218	89825



Cabinet Exterior – Parts List

Item	Part Description	Part Number										
		8047D	8048D	8049D	8050D	8051D	8066	8068	8068FL	8073	8073BF	8075
1	POWER HEAD ASSY	8060	8061	8063	8064	8062	8067	8069	8069FL	8074	8074BF	8067
2	TANK & CABNT ASSY W/DRAIN	89056	89056	89230	89330	89230	89330	89812	89866	89857	89857	89824
3	SWITCH BOX COMPONENTS (incls Items 4-12 below)	89887	89887	89887	89887	89887	89887	89887	89887	89887	89887	89887
4	PLUG	49220	49220	49220	49220	49220	49220	49220	49220	49220	49220	49220
5	CABLE CLAMP	49221	49221	49221	49221	49221	49221	49221	49221	49221	49221	49221
6	8-32 ACORN NUT SS	12385	12385	12385	12385	12385	12385	12385	12385	12385	12385	12385
7	8-32 X 1/2 PH PAN W/SEMS	47124	47124	47124	47124	47124	47124	47124	47124	47124	47124	47124
8	SWITCH BRACKET	69828	69828	69828	69828	69828	69828	69828	69828	69828	69828	69828
9	E-STOP CONTROL STATION	69829	69829	69829	69829	69829	69829	69829	69829	69829	69829	69829
10	SAFETY SWITCH LABEL	77901	77901	77901	77901	77901	77901	77901	77901	77901	77901	77901
11	CORDGRIP, STRAIGHT	55234	55234	55234	55234	55234	55234	55234	55234	55234	55234	55234
12	CABLE ASSEMBLY	89889	89889	89889	89889	89889	89889	89889	89889	89889	89889	89889
13	WIRE CLIP, 3/8 IN.	55274	55274	55274	55274	55274	55274	55274	55274	55274	55274	55274
14	10-24 X 3/8 PAN HD PH T23	38111	38111	38111	38111	38111	38111	38111	38111	38111	38111	38111
15	DRAIN PLUG ASSEMBLY	89440	89440	89440	89440	89440	89440	89440	89440	89440	89440	89440
16	DRAIN VALVE	89014	89014	89014	89014	89014	89014	89014	89014	89014	89014	89014
17	DRIP TRAY/TANK COVER			89218	89218	89218	89225			89218	89218	89825



Cabinet Exterior – Parts List

Item	Part Description	Part Number										
		8047D	8048D	8049D	8050D	8051D	8066	8068	8068FL	8073	8073BF	8075
1	POWER HEAD ASSY	8060	8061	8063	8064	8062	8067	8069	8069FL	8074	8074BF	8067
2	TANK & CABNT ASSY W/DRAIN	89056	89056	89230	89330	89230	89330	89812	89866	89857	89857	89824
3	SWITCH BOX COMPONENTS (incls Items 4-12 below)	89887	89887	89887	89887	89887	89887	89887	89887	89887	89887	89887
4	PLUG	49220	49220	49220	49220	49220	49220	49220	49220	49220	49220	49220
5	CABLE CLAMP	49221	49221	49221	49221	49221	49221	49221	49221	49221	49221	49221
6	8-32 ACORN NUT SS	12385	12385	12385	12385	12385	12385	12385	12385	12385	12385	12385
7	8-32 X 1/2 PH PAN W/SEMS	47124	47124	47124	47124	47124	47124	47124	47124	47124	47124	47124
8	SWITCH BRACKET	69828	69828	69828	69828	69828	69828	69828	69828	69828	69828	69828
9	E-STOP CONTROL STATION	69829	69829	69829	69829	69829	69829	69829	69829	69829	69829	69829
10	SAFETY SWITCH LABEL	77901	77901	77901	77901	77901	77901	77901	77901	77901	77901	77901
11	CORDGRIP, STRAIGHT	55234	55234	55234	55234	55234	55234	55234	55234	55234	55234	55234
12	CABLE ASSEMBLY	89889	89889	89889	89889	89889	89889	89889	89889	89889	89889	89889
13	WIRE CLIP, 3/8 IN.	55274	55274	55274	55274	55274	55274	55274	55274	55274	55274	55274
14	10-24 X 3/8 PAN HD PH T23	38111	38111	38111	38111	38111	38111	38111	38111	38111	38111	38111
15	DRAIN PLUG ASSEMBLY	89440	89440	89440	89440	89440	89440	89440	89440	89440	89440	89440
16	DRAIN VALVE	89014	89014	89014	89014	89014	89014	89014	89014	89014	89014	89014
17	DRIP TRAY/TANK COVER			89218	89218	89218	89225			89218	89218	89825



Cabinet Exterior – Parts List

Item	Part Description	Part Number										
		8047D	8048D	8049D	8050D	8051D	8066	8068	8068FL	8073	8073BF	8075
1	POWER HEAD ASSY	8060	8061	8063	8064	8062	8067	8069	8069FL	8074	8074BF	8067
2	TANK & CABNT ASSY W/DRAIN	89056	89056	89230	89330	89230	89330	89812	89866	89857	89857	89824
3	SWITCH BOX COMPONENTS (incls Items 4-12 below)	89887	89887	89887	89887	89887	89887	89887	89887	89887	89887	89887
4	PLUG	49220	49220	49220	49220	49220	49220	49220	49220	49220	49220	49220
5	CABLE CLAMP	49221	49221	49221	49221	49221	49221	49221	49221	49221	49221	49221
6	8-32 ACORN NUT SS	12385	12385	12385	12385	12385	12385	12385	12385	12385	12385	12385
7	8-32 X 1/2 PH PAN W/SEMS	47124	47124	47124	47124	47124	47124	47124	47124	47124	47124	47124
8	SWITCH BRACKET	69828	69828	69828	69828	69828	69828	69828	69828	69828	69828	69828
9	E-STOP CONTROL STATION	69829	69829	69829	69829	69829	69829	69829	69829	69829	69829	69829
10	SAFETY SWITCH LABEL	77901	77901	77901	77901	77901	77901	77901	77901	77901	77901	77901
11	CORDGRIP, STRAIGHT	55234	55234	55234	55234	55234	55234	55234	55234	55234	55234	55234
12	CABLE ASSEMBLY	89889	89889	89889	89889	89889	89889	89889	89889	89889	89889	89889
13	WIRE CLIP, 3/8 IN.	55274	55274	55274	55274	55274	55274	55274	55274	55274	55274	55274
14	10-24 X 3/8 PAN HD PH T23	38111	38111	38111	38111	38111	38111	38111	38111	38111	38111	38111
15	DRAIN PLUG ASSEMBLY	89440	89440	89440	89440	89440	89440	89440	89440	89440	89440	89440
16	DRAIN VALVE	89014	89014	89014	89014	89014	89014	89014	89014	89014	89014	89014
17	DRIP TRAY/TANK COVER			89218	89218	89218	89225			89218	89218	89825



Cabinet Exterior – Parts List

Item	Part Description	Part Number										
		8047D	8048D	8049D	8050D	8051D	8066	8068	8068FL	8073	8073BF	8075
1	POWER HEAD ASSY	8060	8061	8063	8064	8062	8067	8069	8069FL	8074	8074BF	8067
2	TANK & CABNT ASSY W/DRAIN	89056	89056	89230	89330	89230	89330	89812	89866	89857	89857	89824
3	SWITCH BOX COMPONENTS (incls Items 4-12 below)	89887	89887	89887	89887	89887	89887	89887	89887	89887	89887	89887
4	PLUG	49220	49220	49220	49220	49220	49220	49220	49220	49220	49220	49220
5	CABLE CLAMP	49221	49221	49221	49221	49221	49221	49221	49221	49221	49221	49221
6	8-32 ACORN NUT SS	12385	12385	12385	12385	12385	12385	12385	12385	12385	12385	12385
7	8-32 X 1/2 PH PAN W/SEMS	47124	47124	47124	47124	47124	47124	47124	47124	47124	47124	47124
8	SWITCH BRACKET	69828	69828	69828	69828	69828	69828	69828	69828	69828	69828	69828
9	E-STOP CONTROL STATION	69829	69829	69829	69829	69829	69829	69829	69829	69829	69829	69829
10	SAFETY SWITCH LABEL	77901	77901	77901	77901	77901	77901	77901	77901	77901	77901	77901
11	CORDGRIP, STRAIGHT	55234	55234	55234	55234	55234	55234	55234	55234	55234	55234	55234
12	CABLE ASSEMBLY	89889	89889	89889	89889	89889	89889	89889	89889	89889	89889	89889
13	WIRE CLIP, 3/8 IN.	55274	55274	55274	55274	55274	55274	55274	55274	55274	55274	55274
14	10-24 X 3/8 PAN HD PH T23	38111	38111	38111	38111	38111	38111	38111	38111	38111	38111	38111
15	DRAIN PLUG ASSEMBLY	89440	89440	89440	89440	89440	89440	89440	89440	89440	89440	89440
16	DRAIN VALVE	89014	89014	89014	89014	89014	89014	89014	89014	89014	89014	89014
17	DRIP TRAY/TANK COVER			89218	89218	89218	89225			89218	89218	89825



Cabinet Exterior – Parts List

Item	Part Description	Part Number										
		8047D	8048D	8049D	8050D	8051D	8066	8068	8068FL	8073	8073BF	8075
1	POWER HEAD ASSY	8060	8061	8063	8064	8062	8067	8069	8069FL	8074	8074BF	8067
2	TANK & CABNT ASSY W/DRAIN	89056	89056	89230	89330	89230	89330	89812	89866	89857	89857	89824
3	SWITCH BOX COMPONENTS (incls Items 4-12 below)	89887	89887	89887	89887	89887	89887	89887	89887	89887	89887	89887
4	PLUG	49220	49220	49220	49220	49220	49220	49220	49220	49220	49220	49220
5	CABLE CLAMP	49221	49221	49221	49221	49221	49221	49221	49221	49221	49221	49221
6	8-32 ACORN NUT SS	12385	12385	12385	12385	12385	12385	12385	12385	12385	12385	12385
7	8-32 X 1/2 PH PAN W/SEMS	47124	47124	47124	47124	47124	47124	47124	47124	47124	47124	47124
8	SWITCH BRACKET	69828	69828	69828	69828	69828	69828	69828	69828	69828	69828	69828
9	E-STOP CONTROL STATION	69829	69829	69829	69829	69829	69829	69829	69829	69829	69829	69829
10	SAFETY SWITCH LABEL	77901	77901	77901	77901	77901	77901	77901	77901	77901	77901	77901
11	CORDGRIP, STRAIGHT	55234	55234	55234	55234	55234	55234	55234	55234	55234	55234	55234
12	CABLE ASSEMBLY	89889	89889	89889	89889	89889	89889	89889	89889	89889	89889	89889
13	WIRE CLIP, 3/8 IN.	55274	55274	55274	55274	55274	55274	55274	55274	55274	55274	55274
14	10-24 X 3/8 PAN HD PH T23	38111	38111	38111	38111	38111	38111	38111	38111	38111	38111	38111
15	DRAIN PLUG ASSEMBLY	89440	89440	89440	89440	89440	89440	89440	89440	89440	89440	89440
16	DRAIN VALVE	89014	89014	89014	89014	89014	89014	89014	89014	89014	89014	89014
17	DRIP TRAY/TANK COVER			89218	89218	89218	89225			89218	89218	89825



Cabinet Exterior – Parts List

Item	Part Description	Part Number										
		8047D	8048D	8049D	8050D	8051D	8066	8068	8068FL	8073	8073BF	8075
1	POWER HEAD ASSY	8060	8061	8063	8064	8062	8067	8069	8069FL	8074	8074BF	8067
2	TANK & CABNT ASSY W/DRAIN	89056	89056	89230	89330	89230	89330	89812	89866	89857	89857	89824
3	SWITCH BOX COMPONENTS (incls Items 4-12 below)	89887	89887	89887	89887	89887	89887	89887	89887	89887	89887	89887
4	PLUG	49220	49220	49220	49220	49220	49220	49220	49220	49220	49220	49220
5	CABLE CLAMP	49221	49221	49221	49221	49221	49221	49221	49221	49221	49221	49221
6	8-32 ACORN NUT SS	12385	12385	12385	12385	12385	12385	12385	12385	12385	12385	12385
7	8-32 X 1/2 PH PAN W/SEMS	47124	47124	47124	47124	47124	47124	47124	47124	47124	47124	47124
8	SWITCH BRACKET	69828	69828	69828	69828	69828	69828	69828	69828	69828	69828	69828
9	E-STOP CONTROL STATION	69829	69829	69829	69829	69829	69829	69829	69829	69829	69829	69829
10	SAFETY SWITCH LABEL	77901	77901	77901	77901	77901	77901	77901	77901	77901	77901	77901
11	CORDGRIP, STRAIGHT	55234	55234	55234	55234	55234	55234	55234	55234	55234	55234	55234
12	CABLE ASSEMBLY	89889	89889	89889	89889	89889	89889	89889	89889	89889	89889	89889
13	WIRE CLIP, 3/8 IN.	55274	55274	55274	55274	55274	55274	55274	55274	55274	55274	55274
14	10-24 X 3/8 PAN HD PH T23	38111	38111	38111	38111	38111	38111	38111	38111	38111	38111	38111
15	DRAIN PLUG ASSEMBLY	89440	89440	89440	89440	89440	89440	89440	89440	89440	89440	89440
16	DRAIN VALVE	89014	89014	89014	89014	89014	89014	89014	89014	89014	89014	89014
17	DRIP TRAY/TANK COVER			89218	89218	89218	89225			89218	89218	89825



Cabinet Exterior – Parts List

Item	Part Description	Part Number										
		8047D	8048D	8049D	8050D	8051D	8066	8068	8068FL	8073	8073BF	8075
1	POWER HEAD ASSY	8060	8061	8063	8064	8062	8067	8069	8069FL	8074	8074BF	8067
2	TANK & CABNT ASSY W/DRAIN	89056	89056	89230	89330	89230	89330	89812	89866	89857	89857	89824
3	SWITCH BOX COMPONENTS (incls Items 4-12 below)	89887	89887	89887	89887	89887	89887	89887	89887	89887	89887	89887
4	PLUG	49220	49220	49220	49220	49220	49220	49220	49220	49220	49220	49220
5	CABLE CLAMP	49221	49221	49221	49221	49221	49221	49221	49221	49221	49221	49221
6	8-32 ACORN NUT SS	12385	12385	12385	12385	12385	12385	12385	12385	12385	12385	12385
7	8-32 X 1/2 PH PAN W/SEMS	47124	47124	47124	47124	47124	47124	47124	47124	47124	47124	47124
8	SWITCH BRACKET	69828	69828	69828	69828	69828	69828	69828	69828	69828	69828	69828
9	E-STOP CONTROL STATION	69829	69829	69829	69829	69829	69829	69829	69829	69829	69829	69829
10	SAFETY SWITCH LABEL	77901	77901	77901	77901	77901	77901	77901	77901	77901	77901	77901
11	CORDGRIP, STRAIGHT	55234	55234	55234	55234	55234	55234	55234	55234	55234	55234	55234
12	CABLE ASSEMBLY	89889	89889	89889	89889	89889	89889	89889	89889	89889	89889	89889
13	WIRE CLIP, 3/8 IN.	55274	55274	55274	55274	55274	55274	55274	55274	55274	55274	55274
14	10-24 X 3/8 PAN HD PH T23	38111	38111	38111	38111	38111	38111	38111	38111	38111	38111	38111
15	DRAIN PLUG ASSEMBLY	89440	89440	89440	89440	89440	89440	89440	89440	89440	89440	89440
16	DRAIN VALVE	89014	89014	89014	89014	89014	89014	89014	89014	89014	89014	89014
17	DRIP TRAY/TANK COVER			89218	89218	89218	89225			89218	89218	89825



Cabinet Exterior – Parts List

Item	Part Description	Part Number										
		8047D	8048D	8049D	8050D	8051D	8066	8068	8068FL	8073	8073BF	8075
1	POWER HEAD ASSY	8060	8061	8063	8064	8062	8067	8069	8069FL	8074	8074BF	8067
2	TANK & CABNT ASSY W/DRAIN	89056	89056	89230	89330	89230	89330	89812	89866	89857	89857	89824
3	SWITCH BOX COMPONENTS (incls Items 4-12 below)	89887	89887	89887	89887	89887	89887	89887	89887	89887	89887	89887
4	PLUG	49220	49220	49220	49220	49220	49220	49220	49220	49220	49220	49220
5	CABLE CLAMP	49221	49221	49221	49221	49221	49221	49221	49221	49221	49221	49221
6	8-32 ACORN NUT SS	12385	12385	12385	12385	12385	12385	12385	12385	12385	12385	12385
7	8-32 X 1/2 PH PAN W/SEMS	47124	47124	47124	47124	47124	47124	47124	47124	47124	47124	47124
8	SWITCH BRACKET	69828	69828	69828	69828	69828	69828	69828	69828	69828	69828	69828
9	E-STOP CONTROL STATION	69829	69829	69829	69829	69829	69829	69829	69829	69829	69829	69829
10	SAFETY SWITCH LABEL	77901	77901	77901	77901	77901	77901	77901	77901	77901	77901	77901
11	CORDGRIP, STRAIGHT	55234	55234	55234	55234	55234	55234	55234	55234	55234	55234	55234
12	CABLE ASSEMBLY	89889	89889	89889	89889	89889	89889	89889	89889	89889	89889	89889
13	WIRE CLIP, 3/8 IN.	55274	55274	55274	55274	55274	55274	55274	55274	55274	55274	55274
14	10-24 X 3/8 PAN HD PH T23	38111	38111	38111	38111	38111	38111	38111	38111	38111	38111	38111
15	DRAIN PLUG ASSEMBLY	89440	89440	89440	89440	89440	89440	89440	89440	89440	89440	89440
16	DRAIN VALVE	89014	89014	89014	89014	89014	89014	89014	89014	89014	89014	89014
17	DRIP TRAY/TANK COVER			89218	89218	89218	89225			89218	89218	89825



Cabinet Exterior – Parts List

Item	Part Description	Part Number										
		8047D	8048D	8049D	8050D	8051D	8066	8068	8068FL	8073	8073BF	8075
1	POWER HEAD ASSY	8060	8061	8063	8064	8062	8067	8069	8069FL	8074	8074BF	8067
2	TANK & CABNT ASSY W/DRAIN	89056	89056	89230	89330	89230	89330	89812	89866	89857	89857	89824
3	SWITCH BOX COMPONENTS (incls Items 4-12 below)	89887	89887	89887	89887	89887	89887	89887	89887	89887	89887	89887
4	PLUG	49220	49220	49220	49220	49220	49220	49220	49220	49220	49220	49220
5	CABLE CLAMP	49221	49221	49221	49221	49221	49221	49221	49221	49221	49221	49221
6	8-32 ACORN NUT SS	12385	12385	12385	12385	12385	12385	12385	12385	12385	12385	12385
7	8-32 X 1/2 PH PAN W/SEMS	47124	47124	47124	47124	47124	47124	47124	47124	47124	47124	47124
8	SWITCH BRACKET	69828	69828	69828	69828	69828	69828	69828	69828	69828	69828	69828
9	E-STOP CONTROL STATION	69829	69829	69829	69829	69829	69829	69829	69829	69829	69829	69829
10	SAFETY SWITCH LABEL	77901	77901	77901	77901	77901	77901	77901	77901	77901	77901	77901
11	CORDGRIP, STRAIGHT	55234	55234	55234	55234	55234	55234	55234	55234	55234	55234	55234
12	CABLE ASSEMBLY	89889	89889	89889	89889	89889	89889	89889	89889	89889	89889	89889
13	WIRE CLIP, 3/8 IN.	55274	55274	55274	55274	55274	55274	55274	55274	55274	55274	55274
14	10-24 X 3/8 PAN HD PH T23	38111	38111	38111	38111	38111	38111	38111	38111	38111	38111	38111
15	DRAIN PLUG ASSEMBLY	89440	89440	89440	89440	89440	89440	89440	89440	89440	89440	89440
16	DRAIN VALVE	89014	89014	89014	89014	89014	89014	89014	89014	89014	89014	89014
17	DRIP TRAY/TANK COVER			89218	89218	89218	89225			89218	89218	89825



Cabinet Exterior – Parts List

Item	Part Description	Part Number										
		8047D	8048D	8049D	8050D	8051D	8066	8068	8068FL	8073	8073BF	8075
1	POWER HEAD ASSY	8060	8061	8063	8064	8062	8067	8069	8069FL	8074	8074BF	8067
2	TANK & CABNT ASSY W/DRAIN	89056	89056	89230	89330	89230	89330	89812	89866	89857	89857	89824
3	SWITCH BOX COMPONENTS (incls Items 4-12 below)	89887	89887	89887	89887	89887	89887	89887	89887	89887	89887	89887
4	PLUG	49220	49220	49220	49220	49220	49220	49220	49220	49220	49220	49220
5	CABLE CLAMP	49221	49221	49221	49221	49221	49221	49221	49221	49221	49221	49221
6	8-32 ACORN NUT SS	12385	12385	12385	12385	12385	12385	12385	12385	12385	12385	12385
7	8-32 X 1/2 PH PAN W/SEMS	47124	47124	47124	47124	47124	47124	47124	47124	47124	47124	47124
8	SWITCH BRACKET	69828	69828	69828	69828	69828	69828	69828	69828	69828	69828	69828
9	E-STOP CONTROL STATION	69829	69829	69829	69829	69829	69829	69829	69829	69829	69829	69829
10	SAFETY SWITCH LABEL	77901	77901	77901	77901	77901	77901	77901	77901	77901	77901	77901
11	CORDGRIP, STRAIGHT	55234	55234	55234	55234	55234	55234	55234	55234	55234	55234	55234
12	CABLE ASSEMBLY	89889	89889	89889	89889	89889	89889	89889	89889	89889	89889	89889
13	WIRE CLIP, 3/8 IN.	55274	55274	55274	55274	55274	55274	55274	55274	55274	55274	55274
14	10-24 X 3/8 PAN HD PH T23	38111	38111	38111	38111	38111	38111	38111	38111	38111	38111	38111
15	DRAIN PLUG ASSEMBLY	89440	89440	89440	89440	89440	89440	89440	89440	89440	89440	89440
16	DRAIN VALVE	89014	89014	89014	89014	89014	89014	89014	89014	89014	89014	89014
17	DRIP TRAY/TANK COVER			89218	89218	89218	89225			89218	89218	89825



Cabinet Exterior – Parts List

Item	Part Description	Part Number										
		8047D	8048D	8049D	8050D	8051D	8066	8068	8068FL	8073	8073BF	8075
1	POWER HEAD ASSY	8060	8061	8063	8064	8062	8067	8069	8069FL	8074	8074BF	8067
2	TANK & CABNT ASSY W/DRAIN	89056	89056	89230	89330	89230	89330	89812	89866	89857	89857	89824
3	SWITCH BOX COMPONENTS (incls Items 4-12 below)	89887	89887	89887	89887	89887	89887	89887	89887	89887	89887	89887
4	PLUG	49220	49220	49220	49220	49220	49220	49220	49220	49220	49220	49220
5	CABLE CLAMP	49221	49221	49221	49221	49221	49221	49221	49221	49221	49221	49221
6	8-32 ACORN NUT SS	12385	12385	12385	12385	12385	12385	12385	12385	12385	12385	12385
7	8-32 X 1/2 PH PAN W/SEMS	47124	47124	47124	47124	47124	47124	47124	47124	47124	47124	47124
8	SWITCH BRACKET	69828	69828	69828	69828	69828	69828	69828	69828	69828	69828	69828
9	E-STOP CONTROL STATION	69829	69829	69829	69829	69829	69829	69829	69829	69829	69829	69829
10	SAFETY SWITCH LABEL	77901	77901	77901	77901	77901	77901	77901	77901	77901	77901	77901
11	CORDGRIP, STRAIGHT	55234	55234	55234	55234	55234	55234	55234	55234	55234	55234	55234
12	CABLE ASSEMBLY	89889	89889	89889	89889	89889	89889	89889	89889	89889	89889	89889
13	WIRE CLIP, 3/8 IN.	55274	55274	55274	55274	55274	55274	55274	55274	55274	55274	55274
14	10-24 X 3/8 PAN HD PH T23	38111	38111	38111	38111	38111	38111	38111	38111	38111	38111	38111
15	DRAIN PLUG ASSEMBLY	89440	89440	89440	89440	89440	89440	89440	89440	89440	89440	89440
16	DRAIN VALVE	89014	89014	89014	89014	89014	89014	89014	89014	89014	89014	89014
17	DRIP TRAY/TANK COVER			89218	89218	89218	89225			89218	89218	89825



Cabinet Exterior – Parts List

Item	Part Description	Part Number										
		8047D	8048D	8049D	8050D	8051D	8066	8068	8068FL	8073	8073BF	8075
1	POWER HEAD ASSY	8060	8061	8063	8064	8062	8067	8069	8069FL	8074	8074BF	8067
2	TANK & CABNT ASSY W/DRAIN	89056	89056	89230	89330	89230	89330	89812	89866	89857	89857	89824
3	SWITCH BOX COMPONENTS (incls Items 4-12 below)	89887	89887	89887	89887	89887	89887	89887	89887	89887	89887	89887
4	PLUG	49220	49220	49220	49220	49220	49220	49220	49220	49220	49220	49220
5	CABLE CLAMP	49221	49221	49221	49221	49221	49221	49221	49221	49221	49221	49221
6	8-32 ACORN NUT SS	12385	12385	12385	12385	12385	12385	12385	12385	12385	12385	12385
7	8-32 X 1/2 PH PAN W/SEMS	47124	47124	47124	47124	47124	47124	47124	47124	47124	47124	47124
8	SWITCH BRACKET	69828	69828	69828	69828	69828	69828	69828	69828	69828	69828	69828
9	E-STOP CONTROL STATION	69829	69829	69829	69829	69829	69829	69829	69829	69829	69829	69829
10	SAFETY SWITCH LABEL	77901	77901	77901	77901	77901	77901	77901	77901	77901	77901	77901
11	CORDGRIP, STRAIGHT	55234	55234	55234	55234	55234	55234	55234	55234	55234	55234	55234
12	CABLE ASSEMBLY	89889	89889	89889	89889	89889	89889	89889	89889	89889	89889	89889
13	WIRE CLIP, 3/8 IN.	55274	55274	55274	55274	55274	55274	55274	55274	55274	55274	55274
14	10-24 X 3/8 PAN HD PH T23	38111	38111	38111	38111	38111	38111	38111	38111	38111	38111	38111
15	DRAIN PLUG ASSEMBLY	89440	89440	89440	89440	89440	89440	89440	89440	89440	89440	89440
16	DRAIN VALVE	89014	89014	89014	89014	89014	89014	89014	89014	89014	89014	89014
17	DRIP TRAY/TANK COVER			89218	89218	89218	89225			89218	89218	89825



Power Head Components – Front View – Parts List

Item	Part Description	Part Number										
		8047D	8048D	8049D	8050D	8051D	8066	8068	8068FL	8073	8073BF	8075
1	POWER HEAD ASSY (Complete Assembly)	8060	8061	8063	8064	8062	8067	8069	8069FL	8074	8074BF	8067
2	HIGH LIMIT CONTROL/CAPI	89007	89007	89007	89007	89007	89007	89007	89007	89007	89007	89007
3	THERMOSTAT BEZEL	89006	89006	89006	89006	89006	89006	89006	89006	89006	89006	89006
4	THERMOSTAT KNOB	89005	89005	89005	89005	89005	89005	89005	89005	89005	89005	89005
5	PILOT LIGHT	41033	41032	41032	41032	41033	41032	41032	41032	41032	41032	41032
6	BLACK GROMMET	101069	101069	101069	101069	101069	101069	101069	101069	101069	101069	101069
7	CAPILLARY TUBE RETAIN	89018	89018	89018	89018	89018	89018	89018	89018			
8	HEAT ELEMENT 120V,1800W	89010				89324						
	HEAT ELEMENT 230V,3000W		89011									
	HEAT ELEMENT 230V,4400W			89204								
	HEAT ELEMENT 230V,5500W				89304					89201	89203	
	HEAT ELEMENT, 230V, 5750W							89807	89844			
	HEAT ELEMENT 230V, 6500W						89804					89804
9	CAPILLARY BULB RETAINER	89000	89000	89000	89000	89000	89000	89000	89000	89000	89000	89000
10	8-32 X 3/8 PAN HD PH M/S	12389	12389	12389	12389	12389	12389	12389	12389	12389	12389	12389
11	HEX NUT #8-32 STAINLESS	89129	89129	89129	89129	89129	89129	89129	89129	89129	89129	89129



Power Head Components – Front View – Parts List

Item	Part Description	Part Number										
		8047D	8048D	8049D	8050D	8051D	8066	8068	8068FL	8073	8073BF	8075
1	POWER HEAD ASSY (Complete Assembly)	8060	8061	8063	8064	8062	8067	8069	8069FL	8074	8074BF	8067
2	HIGH LIMIT CONTROL/CAPI	89007	89007	89007	89007	89007	89007	89007	89007	89007	89007	89007
3	THERMOSTAT BEZEL	89006	89006	89006	89006	89006	89006	89006	89006	89006	89006	89006
4	THERMOSTAT KNOB	89005	89005	89005	89005	89005	89005	89005	89005	89005	89005	89005
5	PILOT LIGHT	41033	41032	41032	41032	41033	41032	41032	41032	41032	41032	41032
6	BLACK GROMMET	101069	101069	101069	101069	101069	101069	101069	101069	101069	101069	101069
7	CAPILLARY TUBE RETAIN	89018	89018	89018	89018	89018	89018	89018	89018			
8	HEAT ELEMENT 120V,1800W	89010				89324						
	HEAT ELEMENT 230V,3000W		89011									
	HEAT ELEMENT 230V,4400W			89204								
	HEAT ELEMENT 230V,5500W				89304					89201	89203	
	HEAT ELEMENT, 230V, 5750W							89807	89844			
	HEAT ELEMENT 230V, 6500W						89804					89804
9	CAPILLARY BULB RETAINER	89000	89000	89000	89000	89000	89000	89000	89000	89000	89000	89000
10	8-32 X 3/8 PAN HD PH M/S	12389	12389	12389	12389	12389	12389	12389	12389	12389	12389	12389
11	HEX NUT #8-32 STAINLESS	89129	89129	89129	89129	89129	89129	89129	89129	89129	89129	89129



Power Head Components – Front View – Parts List

Item	Part Description	Part Number										
		8047D	8048D	8049D	8050D	8051D	8066	8068	8068FL	8073	8073BF	8075
1	POWER HEAD ASSY (Complete Assembly)	8060	8061	8063	8064	8062	8067	8069	8069FL	8074	8074BF	8067
2	HIGH LIMIT CONTROL/CAPI	89007	89007	89007	89007	89007	89007	89007	89007	89007	89007	89007
3	THERMOSTAT BEZEL	89006	89006	89006	89006	89006	89006	89006	89006	89006	89006	89006
4	THERMOSTAT KNOB	89005	89005	89005	89005	89005	89005	89005	89005	89005	89005	89005
5	PILOT LIGHT	41033	41032	41032	41032	41033	41032	41032	41032	41032	41032	41032
6	BLACK GROMMET	101069	101069	101069	101069	101069	101069	101069	101069	101069	101069	101069
7	CAPILLARY TUBE RETAIN	89018	89018	89018	89018	89018	89018	89018	89018			
8	HEAT ELEMENT 120V,1800W	89010				89324						
	HEAT ELEMENT 230V,3000W		89011									
	HEAT ELEMENT 230V,4400W			89204								
	HEAT ELEMENT 230V,5500W				89304					89201	89203	
	HEAT ELEMENT, 230V, 5750W							89807	89844			
	HEAT ELEMENT 230V, 6500W						89804					89804
9	CAPILLARY BULB RETAINER	89000	89000	89000	89000	89000	89000	89000	89000	89000	89000	89000
10	8-32 X 3/8 PAN HD PH M/S	12389	12389	12389	12389	12389	12389	12389	12389	12389	12389	12389
11	HEX NUT #8-32 STAINLESS	89129	89129	89129	89129	89129	89129	89129	89129	89129	89129	89129



Power Head Components – Front View – Parts List

Item	Part Description	Part Number										
		8047D	8048D	8049D	8050D	8051D	8066	8068	8068FL	8073	8073BF	8075
1	POWER HEAD ASSY (Complete Assembly)	8060	8061	8063	8064	8062	8067	8069	8069FL	8074	8074BF	8067
2	HIGH LIMIT CONTROL/CAPI	89007	89007	89007	89007	89007	89007	89007	89007	89007	89007	89007
3	THERMOSTAT BEZEL	89006	89006	89006	89006	89006	89006	89006	89006	89006	89006	89006
4	THERMOSTAT KNOB	89005	89005	89005	89005	89005	89005	89005	89005	89005	89005	89005
5	PILOT LIGHT	41033	41032	41032	41032	41033	41032	41032	41032	41032	41032	41032
6	BLACK GROMMET	101069	101069	101069	101069	101069	101069	101069	101069	101069	101069	101069
7	CAPILLARY TUBE RETAIN	89018	89018	89018	89018	89018	89018	89018	89018			
8	HEAT ELEMENT 120V,1800W	89010				89324						
	HEAT ELEMENT 230V,3000W		89011									
	HEAT ELEMENT 230V,4400W			89204								
	HEAT ELEMENT 230V,5500W				89304					89201	89203	
	HEAT ELEMENT, 230V, 5750W							89807	89844			
	HEAT ELEMENT 230V, 6500W						89804					89804
9	CAPILLARY BULB RETAINER	89000	89000	89000	89000	89000	89000	89000	89000	89000	89000	89000
10	8-32 X 3/8 PAN HD PH M/S	12389	12389	12389	12389	12389	12389	12389	12389	12389	12389	12389
11	HEX NUT #8-32 STAINLESS	89129	89129	89129	89129	89129	89129	89129	89129	89129	89129	89129



Power Head Components – Front View – Parts List

Item	Part Description	Part Number										
		8047D	8048D	8049D	8050D	8051D	8066	8068	8068FL	8073	8073BF	8075
1	POWER HEAD ASSY (Complete Assembly)	8060	8061	8063	8064	8062	8067	8069	8069FL	8074	8074BF	8067
2	HIGH LIMIT CONTROL/CAPI	89007	89007	89007	89007	89007	89007	89007	89007	89007	89007	89007
3	THERMOSTAT BEZEL	89006	89006	89006	89006	89006	89006	89006	89006	89006	89006	89006
4	THERMOSTAT KNOB	89005	89005	89005	89005	89005	89005	89005	89005	89005	89005	89005
5	PILOT LIGHT	41033	41032	41032	41032	41033	41032	41032	41032	41032	41032	41032
6	BLACK GROMMET	101069	101069	101069	101069	101069	101069	101069	101069	101069	101069	101069
7	CAPILLARY TUBE RETAIN	89018	89018	89018	89018	89018	89018	89018	89018			
8	HEAT ELEMENT 120V,1800W	89010				89324						
	HEAT ELEMENT 230V,3000W		89011									
	HEAT ELEMENT 230V,4400W			89204								
	HEAT ELEMENT 230V,5500W				89304					89201	89203	
	HEAT ELEMENT, 230V, 5750W							89807	89844			
	HEAT ELEMENT 230V, 6500W						89804					89804
9	CAPILLARY BULB RETAINER	89000	89000	89000	89000	89000	89000	89000	89000	89000	89000	89000
10	8-32 X 3/8 PAN HD PH M/S	12389	12389	12389	12389	12389	12389	12389	12389	12389	12389	12389
11	HEX NUT #8-32 STAINLESS	89129	89129	89129	89129	89129	89129	89129	89129	89129	89129	89129



Power Head Components – Front View – Parts List

Item	Part Description	Part Number										
		8047D	8048D	8049D	8050D	8051D	8066	8068	8068FL	8073	8073BF	8075
1	POWER HEAD ASSY (Complete Assembly)	8060	8061	8063	8064	8062	8067	8069	8069FL	8074	8074BF	8067
2	HIGH LIMIT CONTROL/CAPI	89007	89007	89007	89007	89007	89007	89007	89007	89007	89007	89007
3	THERMOSTAT BEZEL	89006	89006	89006	89006	89006	89006	89006	89006	89006	89006	89006
4	THERMOSTAT KNOB	89005	89005	89005	89005	89005	89005	89005	89005	89005	89005	89005
5	PILOT LIGHT	41033	41032	41032	41032	41033	41032	41032	41032	41032	41032	41032
6	BLACK GROMMET	101069	101069	101069	101069	101069	101069	101069	101069	101069	101069	101069
7	CAPILLARY TUBE RETAIN	89018	89018	89018	89018	89018	89018	89018	89018			
8	HEAT ELEMENT 120V,1800W	89010				89324						
	HEAT ELEMENT 230V,3000W		89011									
	HEAT ELEMENT 230V,4400W			89204								
	HEAT ELEMENT 230V,5500W				89304					89201	89203	
	HEAT ELEMENT, 230V, 5750W							89807	89844			
	HEAT ELEMENT 230V, 6500W						89804					89804
9	CAPILLARY BULB RETAINER	89000	89000	89000	89000	89000	89000	89000	89000	89000	89000	89000
10	8-32 X 3/8 PAN HD PH M/S	12389	12389	12389	12389	12389	12389	12389	12389	12389	12389	12389
11	HEX NUT #8-32 STAINLESS	89129	89129	89129	89129	89129	89129	89129	89129	89129	89129	89129



Power Head Components – Front View – Parts List

Item	Part Description	Part Number										
		8047D	8048D	8049D	8050D	8051D	8066	8068	8068FL	8073	8073BF	8075
1	POWER HEAD ASSY (Complete Assembly)	8060	8061	8063	8064	8062	8067	8069	8069FL	8074	8074BF	8067
2	HIGH LIMIT CONTROL/CAPI	89007	89007	89007	89007	89007	89007	89007	89007	89007	89007	89007
3	THERMOSTAT BEZEL	89006	89006	89006	89006	89006	89006	89006	89006	89006	89006	89006
4	THERMOSTAT KNOB	89005	89005	89005	89005	89005	89005	89005	89005	89005	89005	89005
5	PILOT LIGHT	41033	41032	41032	41032	41033	41032	41032	41032	41032	41032	41032
6	BLACK GROMMET	101069	101069	101069	101069	101069	101069	101069	101069	101069	101069	101069
7	CAPILLARY TUBE RETAIN	89018	89018	89018	89018	89018	89018	89018	89018			
8	HEAT ELEMENT 120V,1800W	89010				89324						
	HEAT ELEMENT 230V,3000W		89011									
	HEAT ELEMENT 230V,4400W			89204								
	HEAT ELEMENT 230V,5500W				89304					89201	89203	
	HEAT ELEMENT, 230V, 5750W							89807	89844			
	HEAT ELEMENT 230V, 6500W						89804					89804
9	CAPILLARY BULB RETAINER	89000	89000	89000	89000	89000	89000	89000	89000	89000	89000	89000
10	8-32 X 3/8 PAN HD PH M/S	12389	12389	12389	12389	12389	12389	12389	12389	12389	12389	12389
11	HEX NUT #8-32 STAINLESS	89129	89129	89129	89129	89129	89129	89129	89129	89129	89129	89129



Power Head Components – Front View – Parts List

Item	Part Description	Part Number										
		8047D	8048D	8049D	8050D	8051D	8066	8068	8068FL	8073	8073BF	8075
1	POWER HEAD ASSY (Complete Assembly)	8060	8061	8063	8064	8062	8067	8069	8069FL	8074	8074BF	8067
2	HIGH LIMIT CONTROL/CAPI	89007	89007	89007	89007	89007	89007	89007	89007	89007	89007	89007
3	THERMOSTAT BEZEL	89006	89006	89006	89006	89006	89006	89006	89006	89006	89006	89006
4	THERMOSTAT KNOB	89005	89005	89005	89005	89005	89005	89005	89005	89005	89005	89005
5	PILOT LIGHT	41033	41032	41032	41032	41033	41032	41032	41032	41032	41032	41032
6	BLACK GROMMET	101069	101069	101069	101069	101069	101069	101069	101069	101069	101069	101069
7	CAPILLARY TUBE RETAIN	89018	89018	89018	89018	89018	89018	89018	89018			
8	HEAT ELEMENT 120V,1800W	89010				89324						
	HEAT ELEMENT 230V,3000W		89011									
	HEAT ELEMENT 230V,4400W			89204								
	HEAT ELEMENT 230V,5500W				89304					89201	89203	
	HEAT ELEMENT, 230V, 5750W							89807	89844			
	HEAT ELEMENT 230V, 6500W						89804					89804
9	CAPILLARY BULB RETAINER	89000	89000	89000	89000	89000	89000	89000	89000	89000	89000	89000
10	8-32 X 3/8 PAN HD PH M/S	12389	12389	12389	12389	12389	12389	12389	12389	12389	12389	12389
11	HEX NUT #8-32 STAINLESS	89129	89129	89129	89129	89129	89129	89129	89129	89129	89129	89129



Power Head Components – Front View – Parts List

Item	Part Description	Part Number										
		8047D	8048D	8049D	8050D	8051D	8066	8068	8068FL	8073	8073BF	8075
1	POWER HEAD ASSY (Complete Assembly)	8060	8061	8063	8064	8062	8067	8069	8069FL	8074	8074BF	8067
2	HIGH LIMIT CONTROL/CAPI	89007	89007	89007	89007	89007	89007	89007	89007	89007	89007	89007
3	THERMOSTAT BEZEL	89006	89006	89006	89006	89006	89006	89006	89006	89006	89006	89006
4	THERMOSTAT KNOB	89005	89005	89005	89005	89005	89005	89005	89005	89005	89005	89005
5	PILOT LIGHT	41033	41032	41032	41032	41033	41032	41032	41032	41032	41032	41032
6	BLACK GROMMET	101069	101069	101069	101069	101069	101069	101069	101069	101069	101069	101069
7	CAPILLARY TUBE RETAIN	89018	89018	89018	89018	89018	89018	89018	89018			
8	HEAT ELEMENT 120V,1800W	89010				89324						
	HEAT ELEMENT 230V,3000W		89011									
	HEAT ELEMENT 230V,4400W			89204								
	HEAT ELEMENT 230V,5500W				89304					89201	89203	
	HEAT ELEMENT, 230V, 5750W							89807	89844			
	HEAT ELEMENT 230V, 6500W						89804					89804
9	CAPILLARY BULB RETAINER	89000	89000	89000	89000	89000	89000	89000	89000	89000	89000	89000
10	8-32 X 3/8 PAN HD PH M/S	12389	12389	12389	12389	12389	12389	12389	12389	12389	12389	12389
11	HEX NUT #8-32 STAINLESS	89129	89129	89129	89129	89129	89129	89129	89129	89129	89129	89129



Power Head Components – Front View – Parts List

Item	Part Description	Part Number										
		8047D	8048D	8049D	8050D	8051D	8066	8068	8068FL	8073	8073BF	8075
1	POWER HEAD ASSY (Complete Assembly)	8060	8061	8063	8064	8062	8067	8069	8069FL	8074	8074BF	8067
2	HIGH LIMIT CONTROL/CAPI	89007	89007	89007	89007	89007	89007	89007	89007	89007	89007	89007
3	THERMOSTAT BEZEL	89006	89006	89006	89006	89006	89006	89006	89006	89006	89006	89006
4	THERMOSTAT KNOB	89005	89005	89005	89005	89005	89005	89005	89005	89005	89005	89005
5	PILOT LIGHT	41033	41032	41032	41032	41033	41032	41032	41032	41032	41032	41032
6	BLACK GROMMET	101069	101069	101069	101069	101069	101069	101069	101069	101069	101069	101069
7	CAPILLARY TUBE RETAIN	89018	89018	89018	89018	89018	89018	89018	89018			
8	HEAT ELEMENT 120V,1800W	89010				89324						
	HEAT ELEMENT 230V,3000W		89011									
	HEAT ELEMENT 230V,4400W			89204								
	HEAT ELEMENT 230V,5500W				89304					89201	89203	
	HEAT ELEMENT, 230V, 5750W							89807	89844			
	HEAT ELEMENT 230V, 6500W						89804					89804
9	CAPILLARY BULB RETAINER	89000	89000	89000	89000	89000	89000	89000	89000	89000	89000	89000
10	8-32 X 3/8 PAN HD PH M/S	12389	12389	12389	12389	12389	12389	12389	12389	12389	12389	12389
11	HEX NUT #8-32 STAINLESS	89129	89129	89129	89129	89129	89129	89129	89129	89129	89129	89129



Power Head Components – Front View – Parts List

Item	Part Description	Part Number										
		8047D	8048D	8049D	8050D	8051D	8066	8068	8068FL	8073	8073BF	8075
1	POWER HEAD ASSY (Complete Assembly)	8060	8061	8063	8064	8062	8067	8069	8069FL	8074	8074BF	8067
2	HIGH LIMIT CONTROL/CAPI	89007	89007	89007	89007	89007	89007	89007	89007	89007	89007	89007
3	THERMOSTAT BEZEL	89006	89006	89006	89006	89006	89006	89006	89006	89006	89006	89006
4	THERMOSTAT KNOB	89005	89005	89005	89005	89005	89005	89005	89005	89005	89005	89005
5	PILOT LIGHT	41033	41032	41032	41032	41033	41032	41032	41032	41032	41032	41032
6	BLACK GROMMET	101069	101069	101069	101069	101069	101069	101069	101069	101069	101069	101069
7	CAPILLARY TUBE RETAIN	89018	89018	89018	89018	89018	89018	89018	89018			
8	HEAT ELEMENT 120V,1800W	89010				89324						
	HEAT ELEMENT 230V,3000W		89011									
	HEAT ELEMENT 230V,4400W			89204								
	HEAT ELEMENT 230V,5500W				89304					89201	89203	
	HEAT ELEMENT, 230V, 5750W							89807	89844			
	HEAT ELEMENT 230V, 6500W						89804					89804
9	CAPILLARY BULB RETAINER	89000	89000	89000	89000	89000	89000	89000	89000	89000	89000	89000
10	8-32 X 3/8 PAN HD PH M/S	12389	12389	12389	12389	12389	12389	12389	12389	12389	12389	12389
11	HEX NUT #8-32 STAINLESS	89129	89129	89129	89129	89129	89129	89129	89129	89129	89129	89129



Power Head Components – Front View – Parts List

Item	Part Description	Part Number										
		8047D	8048D	8049D	8050D	8051D	8066	8068	8068FL	8073	8073BF	8075
1	POWER HEAD ASSY (Complete Assembly)	8060	8061	8063	8064	8062	8067	8069	8069FL	8074	8074BF	8067
2	HIGH LIMIT CONTROL/CAPI	89007	89007	89007	89007	89007	89007	89007	89007	89007	89007	89007
3	THERMOSTAT BEZEL	89006	89006	89006	89006	89006	89006	89006	89006	89006	89006	89006
4	THERMOSTAT KNOB	89005	89005	89005	89005	89005	89005	89005	89005	89005	89005	89005
5	PILOT LIGHT	41033	41032	41032	41032	41033	41032	41032	41032	41032	41032	41032
6	BLACK GROMMET	101069	101069	101069	101069	101069	101069	101069	101069	101069	101069	101069
7	CAPILLARY TUBE RETAIN	89018	89018	89018	89018	89018	89018	89018	89018			
8	HEAT ELEMENT 120V,1800W	89010				89324						
	HEAT ELEMENT 230V,3000W		89011									
	HEAT ELEMENT 230V,4400W			89204								
	HEAT ELEMENT 230V,5500W				89304					89201	89203	
	HEAT ELEMENT, 230V, 5750W							89807	89844			
	HEAT ELEMENT 230V, 6500W						89804					89804
9	CAPILLARY BULB RETAINER	89000	89000	89000	89000	89000	89000	89000	89000	89000	89000	89000
10	8-32 X 3/8 PAN HD PH M/S	12389	12389	12389	12389	12389	12389	12389	12389	12389	12389	12389
11	HEX NUT #8-32 STAINLESS	89129	89129	89129	89129	89129	89129	89129	89129	89129	89129	89129



Power Head Components – Front View – Parts List

Item	Part Description	Part Number										
		8047D	8048D	8049D	8050D	8051D	8066	8068	8068FL	8073	8073BF	8075
1	POWER HEAD ASSY (Complete Assembly)	8060	8061	8063	8064	8062	8067	8069	8069FL	8074	8074BF	8067
2	HIGH LIMIT CONTROL/CAPI	89007	89007	89007	89007	89007	89007	89007	89007	89007	89007	89007
3	THERMOSTAT BEZEL	89006	89006	89006	89006	89006	89006	89006	89006	89006	89006	89006
4	THERMOSTAT KNOB	89005	89005	89005	89005	89005	89005	89005	89005	89005	89005	89005
5	PILOT LIGHT	41033	41032	41032	41032	41033	41032	41032	41032	41032	41032	41032
6	BLACK GROMMET	101069	101069	101069	101069	101069	101069	101069	101069	101069	101069	101069
7	CAPILLARY TUBE RETAIN	89018	89018	89018	89018	89018	89018	89018	89018			
8	HEAT ELEMENT 120V,1800W	89010				89324						
	HEAT ELEMENT 230V,3000W		89011									
	HEAT ELEMENT 230V,4400W			89204								
	HEAT ELEMENT 230V,5500W				89304					89201	89203	
	HEAT ELEMENT, 230V, 5750W							89807	89844			
	HEAT ELEMENT 230V, 6500W						89804					89804
9	CAPILLARY BULB RETAINER	89000	89000	89000	89000	89000	89000	89000	89000	89000	89000	89000
10	8-32 X 3/8 PAN HD PH M/S	12389	12389	12389	12389	12389	12389	12389	12389	12389	12389	12389
11	HEX NUT #8-32 STAINLESS	89129	89129	89129	89129	89129	89129	89129	89129	89129	89129	89129



Power Head Components – Front View – Parts List

Item	Part Description	Part Number										
		8047D	8048D	8049D	8050D	8051D	8066	8068	8068FL	8073	8073BF	8075
1	POWER HEAD ASSY (Complete Assembly)	8060	8061	8063	8064	8062	8067	8069	8069FL	8074	8074BF	8067
2	HIGH LIMIT CONTROL/CAPI	89007	89007	89007	89007	89007	89007	89007	89007	89007	89007	89007
3	THERMOSTAT BEZEL	89006	89006	89006	89006	89006	89006	89006	89006	89006	89006	89006
4	THERMOSTAT KNOB	89005	89005	89005	89005	89005	89005	89005	89005	89005	89005	89005
5	PILOT LIGHT	41033	41032	41032	41032	41033	41032	41032	41032	41032	41032	41032
6	BLACK GROMMET	101069	101069	101069	101069	101069	101069	101069	101069	101069	101069	101069
7	CAPILLARY TUBE RETAIN	89018	89018	89018	89018	89018	89018	89018	89018			
8	HEAT ELEMENT 120V,1800W	89010				89324						
	HEAT ELEMENT 230V,3000W		89011									
	HEAT ELEMENT 230V,4400W			89204								
	HEAT ELEMENT 230V,5500W				89304					89201	89203	
	HEAT ELEMENT, 230V, 5750W							89807	89844			
	HEAT ELEMENT 230V, 6500W						89804					89804
9	CAPILLARY BULB RETAINER	89000	89000	89000	89000	89000	89000	89000	89000	89000	89000	89000
10	8-32 X 3/8 PAN HD PH M/S	12389	12389	12389	12389	12389	12389	12389	12389	12389	12389	12389
11	HEX NUT #8-32 STAINLESS	89129	89129	89129	89129	89129	89129	89129	89129	89129	89129	89129



Power Head Components – Front View – Parts List

Item	Part Description	Part Number										
		8047D	8048D	8049D	8050D	8051D	8066	8068	8068FL	8073	8073BF	8075
1	POWER HEAD ASSY (Complete Assembly)	8060	8061	8063	8064	8062	8067	8069	8069FL	8074	8074BF	8067
2	HIGH LIMIT CONTROL/CAPI	89007	89007	89007	89007	89007	89007	89007	89007	89007	89007	89007
3	THERMOSTAT BEZEL	89006	89006	89006	89006	89006	89006	89006	89006	89006	89006	89006
4	THERMOSTAT KNOB	89005	89005	89005	89005	89005	89005	89005	89005	89005	89005	89005
5	PILOT LIGHT	41033	41032	41032	41032	41033	41032	41032	41032	41032	41032	41032
6	BLACK GROMMET	101069	101069	101069	101069	101069	101069	101069	101069	101069	101069	101069
7	CAPILLARY TUBE RETAIN	89018	89018	89018	89018	89018	89018	89018	89018			
8	HEAT ELEMENT 120V,1800W	89010				89324						
	HEAT ELEMENT 230V,3000W		89011									
	HEAT ELEMENT 230V,4400W			89204								
	HEAT ELEMENT 230V,5500W				89304					89201	89203	
	HEAT ELEMENT, 230V, 5750W							89807	89844			
	HEAT ELEMENT 230V, 6500W						89804					89804
9	CAPILLARY BULB RETAINER	89000	89000	89000	89000	89000	89000	89000	89000	89000	89000	89000
10	8-32 X 3/8 PAN HD PH M/S	12389	12389	12389	12389	12389	12389	12389	12389	12389	12389	12389
11	HEX NUT #8-32 STAINLESS	89129	89129	89129	89129	89129	89129	89129	89129	89129	89129	89129



Power Head Components – Front View – Parts List

Item	Part Description	Part Number										
		8047D	8048D	8049D	8050D	8051D	8066	8068	8068FL	8073	8073BF	8075
1	POWER HEAD ASSY (Complete Assembly)	8060	8061	8063	8064	8062	8067	8069	8069FL	8074	8074BF	8067
2	HIGH LIMIT CONTROL/CAPI	89007	89007	89007	89007	89007	89007	89007	89007	89007	89007	89007
3	THERMOSTAT BEZEL	89006	89006	89006	89006	89006	89006	89006	89006	89006	89006	89006
4	THERMOSTAT KNOB	89005	89005	89005	89005	89005	89005	89005	89005	89005	89005	89005
5	PILOT LIGHT	41033	41032	41032	41032	41033	41032	41032	41032	41032	41032	41032
6	BLACK GROMMET	101069	101069	101069	101069	101069	101069	101069	101069	101069	101069	101069
7	CAPILLARY TUBE RETAIN	89018	89018	89018	89018	89018	89018	89018	89018			
8	HEAT ELEMENT 120V,1800W	89010				89324						
	HEAT ELEMENT 230V,3000W		89011									
	HEAT ELEMENT 230V,4400W			89204								
	HEAT ELEMENT 230V,5500W				89304					89201	89203	
	HEAT ELEMENT, 230V, 5750W							89807	89844			
	HEAT ELEMENT 230V, 6500W						89804					89804
9	CAPILLARY BULB RETAINER	89000	89000	89000	89000	89000	89000	89000	89000	89000	89000	89000
10	8-32 X 3/8 PAN HD PH M/S	12389	12389	12389	12389	12389	12389	12389	12389	12389	12389	12389
11	HEX NUT #8-32 STAINLESS	89129	89129	89129	89129	89129	89129	89129	89129	89129	89129	89129



Power Head Components – Front View – Parts List

Item	Part Description	Part Number										
		8047D	8048D	8049D	8050D	8051D	8066	8068	8068FL	8073	8073BF	8075
1	POWER HEAD ASSY (Complete Assembly)	8060	8061	8063	8064	8062	8067	8069	8069FL	8074	8074BF	8067
2	HIGH LIMIT CONTROL/CAPI	89007	89007	89007	89007	89007	89007	89007	89007	89007	89007	89007
3	THERMOSTAT BEZEL	89006	89006	89006	89006	89006	89006	89006	89006	89006	89006	89006
4	THERMOSTAT KNOB	89005	89005	89005	89005	89005	89005	89005	89005	89005	89005	89005
5	PILOT LIGHT	41033	41032	41032	41032	41033	41032	41032	41032	41032	41032	41032
6	BLACK GROMMET	101069	101069	101069	101069	101069	101069	101069	101069	101069	101069	101069
7	CAPILLARY TUBE RETAIN	89018	89018	89018	89018	89018	89018	89018	89018			
8	HEAT ELEMENT 120V,1800W	89010				89324						
	HEAT ELEMENT 230V,3000W		89011									
	HEAT ELEMENT 230V,4400W			89204								
	HEAT ELEMENT 230V,5500W				89304					89201	89203	
	HEAT ELEMENT, 230V, 5750W							89807	89844			
	HEAT ELEMENT 230V, 6500W						89804					89804
9	CAPILLARY BULB RETAINER	89000	89000	89000	89000	89000	89000	89000	89000	89000	89000	89000
10	8-32 X 3/8 PAN HD PH M/S	12389	12389	12389	12389	12389	12389	12389	12389	12389	12389	12389
11	HEX NUT #8-32 STAINLESS	89129	89129	89129	89129	89129	89129	89129	89129	89129	89129	89129



Power Head Components – Front View – Parts List

Item	Part Description	Part Number										
		8047D	8048D	8049D	8050D	8051D	8066	8068	8068FL	8073	8073BF	8075
1	POWER HEAD ASSY (Complete Assembly)	8060	8061	8063	8064	8062	8067	8069	8069FL	8074	8074BF	8067
2	HIGH LIMIT CONTROL/CAPI	89007	89007	89007	89007	89007	89007	89007	89007	89007	89007	89007
3	THERMOSTAT BEZEL	89006	89006	89006	89006	89006	89006	89006	89006	89006	89006	89006
4	THERMOSTAT KNOB	89005	89005	89005	89005	89005	89005	89005	89005	89005	89005	89005
5	PILOT LIGHT	41033	41032	41032	41032	41033	41032	41032	41032	41032	41032	41032
6	BLACK GROMMET	101069	101069	101069	101069	101069	101069	101069	101069	101069	101069	101069
7	CAPILLARY TUBE RETAIN	89018	89018	89018	89018	89018	89018	89018	89018			
8	HEAT ELEMENT 120V,1800W	89010				89324						
	HEAT ELEMENT 230V,3000W		89011									
	HEAT ELEMENT 230V,4400W			89204								
	HEAT ELEMENT 230V,5500W				89304					89201	89203	
	HEAT ELEMENT, 230V, 5750W							89807	89844			
	HEAT ELEMENT 230V, 6500W						89804					89804
9	CAPILLARY BULB RETAINER	89000	89000	89000	89000	89000	89000	89000	89000	89000	89000	89000
10	8-32 X 3/8 PAN HD PH M/S	12389	12389	12389	12389	12389	12389	12389	12389	12389	12389	12389
11	HEX NUT #8-32 STAINLESS	89129	89129	89129	89129	89129	89129	89129	89129	89129	89129	89129



Power Head Components – Front View – Parts List

Item	Part Description	Part Number										
		8047D	8048D	8049D	8050D	8051D	8066	8068	8068FL	8073	8073BF	8075
1	POWER HEAD ASSY (Complete Assembly)	8060	8061	8063	8064	8062	8067	8069	8069FL	8074	8074BF	8067
2	HIGH LIMIT CONTROL/CAPI	89007	89007	89007	89007	89007	89007	89007	89007	89007	89007	89007
3	THERMOSTAT BEZEL	89006	89006	89006	89006	89006	89006	89006	89006	89006	89006	89006
4	THERMOSTAT KNOB	89005	89005	89005	89005	89005	89005	89005	89005	89005	89005	89005
5	PILOT LIGHT	41033	41032	41032	41032	41033	41032	41032	41032	41032	41032	41032
6	BLACK GROMMET	101069	101069	101069	101069	101069	101069	101069	101069	101069	101069	101069
7	CAPILLARY TUBE RETAIN	89018	89018	89018	89018	89018	89018	89018	89018			
8	HEAT ELEMENT 120V,1800W	89010				89324						
	HEAT ELEMENT 230V,3000W		89011									
	HEAT ELEMENT 230V,4400W			89204								
	HEAT ELEMENT 230V,5500W				89304					89201	89203	
	HEAT ELEMENT, 230V, 5750W							89807	89844			
	HEAT ELEMENT 230V, 6500W						89804					89804
9	CAPILLARY BULB RETAINER	89000	89000	89000	89000	89000	89000	89000	89000	89000	89000	89000
10	8-32 X 3/8 PAN HD PH M/S	12389	12389	12389	12389	12389	12389	12389	12389	12389	12389	12389
11	HEX NUT #8-32 STAINLESS	89129	89129	89129	89129	89129	89129	89129	89129	89129	89129	89129



Power Head Components – Front View – Parts List

Item	Part Description	Part Number										
		8047D	8048D	8049D	8050D	8051D	8066	8068	8068FL	8073	8073BF	8075
1	POWER HEAD ASSY (Complete Assembly)	8060	8061	8063	8064	8062	8067	8069	8069FL	8074	8074BF	8067
2	HIGH LIMIT CONTROL/CAPI	89007	89007	89007	89007	89007	89007	89007	89007	89007	89007	89007
3	THERMOSTAT BEZEL	89006	89006	89006	89006	89006	89006	89006	89006	89006	89006	89006
4	THERMOSTAT KNOB	89005	89005	89005	89005	89005	89005	89005	89005	89005	89005	89005
5	PILOT LIGHT	41033	41032	41032	41032	41033	41032	41032	41032	41032	41032	41032
6	BLACK GROMMET	101069	101069	101069	101069	101069	101069	101069	101069	101069	101069	101069
7	CAPILLARY TUBE RETAIN	89018	89018	89018	89018	89018	89018	89018	89018			
8	HEAT ELEMENT 120V,1800W	89010				89324						
	HEAT ELEMENT 230V,3000W		89011									
	HEAT ELEMENT 230V,4400W			89204								
	HEAT ELEMENT 230V,5500W				89304					89201	89203	
	HEAT ELEMENT, 230V, 5750W							89807	89844			
	HEAT ELEMENT 230V, 6500W						89804					89804
9	CAPILLARY BULB RETAINER	89000	89000	89000	89000	89000	89000	89000	89000	89000	89000	89000
10	8-32 X 3/8 PAN HD PH M/S	12389	12389	12389	12389	12389	12389	12389	12389	12389	12389	12389
11	HEX NUT #8-32 STAINLESS	89129	89129	89129	89129	89129	89129	89129	89129	89129	89129	89129



Power Head Components – Front View – Parts List

Item	Part Description	Part Number										
		8047D	8048D	8049D	8050D	8051D	8066	8068	8068FL	8073	8073BF	8075
1	POWER HEAD ASSY (Complete Assembly)	8060	8061	8063	8064	8062	8067	8069	8069FL	8074	8074BF	8067
2	HIGH LIMIT CONTROL/CAPI	89007	89007	89007	89007	89007	89007	89007	89007	89007	89007	89007
3	THERMOSTAT BEZEL	89006	89006	89006	89006	89006	89006	89006	89006	89006	89006	89006
4	THERMOSTAT KNOB	89005	89005	89005	89005	89005	89005	89005	89005	89005	89005	89005
5	PILOT LIGHT	41033	41032	41032	41032	41033	41032	41032	41032	41032	41032	41032
6	BLACK GROMMET	101069	101069	101069	101069	101069	101069	101069	101069	101069	101069	101069
7	CAPILLARY TUBE RETAIN	89018	89018	89018	89018	89018	89018	89018	89018			
8	HEAT ELEMENT 120V,1800W	89010				89324						
	HEAT ELEMENT 230V,3000W		89011									
	HEAT ELEMENT 230V,4400W			89204								
	HEAT ELEMENT 230V,5500W				89304					89201	89203	
	HEAT ELEMENT, 230V, 5750W							89807	89844			
	HEAT ELEMENT 230V, 6500W						89804					89804
9	CAPILLARY BULB RETAINER	89000	89000	89000	89000	89000	89000	89000	89000	89000	89000	89000
10	8-32 X 3/8 PAN HD PH M/S	12389	12389	12389	12389	12389	12389	12389	12389	12389	12389	12389
11	HEX NUT #8-32 STAINLESS	89129	89129	89129	89129	89129	89129	89129	89129	89129	89129	89129



Power Head Components – Front View – Parts List

Item	Part Description	Part Number										
		8047D	8048D	8049D	8050D	8051D	8066	8068	8068FL	8073	8073BF	8075
1	POWER HEAD ASSY (Complete Assembly)	8060	8061	8063	8064	8062	8067	8069	8069FL	8074	8074BF	8067
2	HIGH LIMIT CONTROL/CAPI	89007	89007	89007	89007	89007	89007	89007	89007	89007	89007	89007
3	THERMOSTAT BEZEL	89006	89006	89006	89006	89006	89006	89006	89006	89006	89006	89006
4	THERMOSTAT KNOB	89005	89005	89005	89005	89005	89005	89005	89005	89005	89005	89005
5	PILOT LIGHT	41033	41032	41032	41032	41033	41032	41032	41032	41032	41032	41032
6	BLACK GROMMET	101069	101069	101069	101069	101069	101069	101069	101069	101069	101069	101069
7	CAPILLARY TUBE RETAIN	89018	89018	89018	89018	89018	89018	89018	89018			
8	HEAT ELEMENT 120V,1800W	89010				89324						
	HEAT ELEMENT 230V,3000W		89011									
	HEAT ELEMENT 230V,4400W			89204								
	HEAT ELEMENT 230V,5500W				89304					89201	89203	
	HEAT ELEMENT, 230V, 5750W							89807	89844			
	HEAT ELEMENT 230V, 6500W						89804					89804
9	CAPILLARY BULB RETAINER	89000	89000	89000	89000	89000	89000	89000	89000	89000	89000	89000
10	8-32 X 3/8 PAN HD PH M/S	12389	12389	12389	12389	12389	12389	12389	12389	12389	12389	12389
11	HEX NUT #8-32 STAINLESS	89129	89129	89129	89129	89129	89129	89129	89129	89129	89129	89129



Power Head Components – Front View – Parts List

Item	Part Description	Part Number										
		8047D	8048D	8049D	8050D	8051D	8066	8068	8068FL	8073	8073BF	8075
1	POWER HEAD ASSY (Complete Assembly)	8060	8061	8063	8064	8062	8067	8069	8069FL	8074	8074BF	8067
2	HIGH LIMIT CONTROL/CAPI	89007	89007	89007	89007	89007	89007	89007	89007	89007	89007	89007
3	THERMOSTAT BEZEL	89006	89006	89006	89006	89006	89006	89006	89006	89006	89006	89006
4	THERMOSTAT KNOB	89005	89005	89005	89005	89005	89005	89005	89005	89005	89005	89005
5	PILOT LIGHT	41033	41032	41032	41032	41033	41032	41032	41032	41032	41032	41032
6	BLACK GROMMET	101069	101069	101069	101069	101069	101069	101069	101069	101069	101069	101069
7	CAPILLARY TUBE RETAIN	89018	89018	89018	89018	89018	89018	89018	89018			
8	HEAT ELEMENT 120V,1800W	89010				89324						
	HEAT ELEMENT 230V,3000W		89011									
	HEAT ELEMENT 230V,4400W			89204								
	HEAT ELEMENT 230V,5500W				89304					89201	89203	
	HEAT ELEMENT, 230V, 5750W							89807	89844			
	HEAT ELEMENT 230V, 6500W						89804					89804
9	CAPILLARY BULB RETAINER	89000	89000	89000	89000	89000	89000	89000	89000	89000	89000	89000
10	8-32 X 3/8 PAN HD PH M/S	12389	12389	12389	12389	12389	12389	12389	12389	12389	12389	12389
11	HEX NUT #8-32 STAINLESS	89129	89129	89129	89129	89129	89129	89129	89129	89129	89129	89129



Power Head Components – Front View – Parts List

Item	Part Description	Part Number										
		8047D	8048D	8049D	8050D	8051D	8066	8068	8068FL	8073	8073BF	8075
1	POWER HEAD ASSY (Complete Assembly)	8060	8061	8063	8064	8062	8067	8069	8069FL	8074	8074BF	8067
2	HIGH LIMIT CONTROL/CAPI	89007	89007	89007	89007	89007	89007	89007	89007	89007	89007	89007
3	THERMOSTAT BEZEL	89006	89006	89006	89006	89006	89006	89006	89006	89006	89006	89006
4	THERMOSTAT KNOB	89005	89005	89005	89005	89005	89005	89005	89005	89005	89005	89005
5	PILOT LIGHT	41033	41032	41032	41032	41033	41032	41032	41032	41032	41032	41032
6	BLACK GROMMET	101069	101069	101069	101069	101069	101069	101069	101069	101069	101069	101069
7	CAPILLARY TUBE RETAIN	89018	89018	89018	89018	89018	89018	89018	89018			
8	HEAT ELEMENT 120V,1800W	89010				89324						
	HEAT ELEMENT 230V,3000W		89011									
	HEAT ELEMENT 230V,4400W			89204								
	HEAT ELEMENT 230V,5500W				89304					89201	89203	
	HEAT ELEMENT, 230V, 5750W							89807	89844			
	HEAT ELEMENT 230V, 6500W						89804					89804
9	CAPILLARY BULB RETAINER	89000	89000	89000	89000	89000	89000	89000	89000	89000	89000	89000
10	8-32 X 3/8 PAN HD PH M/S	12389	12389	12389	12389	12389	12389	12389	12389	12389	12389	12389
11	HEX NUT #8-32 STAINLESS	89129	89129	89129	89129	89129	89129	89129	89129	89129	89129	89129



Power Head Components – Front View – Parts List

Item	Part Description	Part Number										
		8047D	8048D	8049D	8050D	8051D	8066	8068	8068FL	8073	8073BF	8075
1	POWER HEAD ASSY (Complete Assembly)	8060	8061	8063	8064	8062	8067	8069	8069FL	8074	8074BF	8067
2	HIGH LIMIT CONTROL/CAPI	89007	89007	89007	89007	89007	89007	89007	89007	89007	89007	89007
3	THERMOSTAT BEZEL	89006	89006	89006	89006	89006	89006	89006	89006	89006	89006	89006
4	THERMOSTAT KNOB	89005	89005	89005	89005	89005	89005	89005	89005	89005	89005	89005
5	PILOT LIGHT	41033	41032	41032	41032	41033	41032	41032	41032	41032	41032	41032
6	BLACK GROMMET	101069	101069	101069	101069	101069	101069	101069	101069	101069	101069	101069
7	CAPILLARY TUBE RETAIN	89018	89018	89018	89018	89018	89018	89018	89018			
8	HEAT ELEMENT 120V,1800W	89010				89324						
	HEAT ELEMENT 230V,3000W		89011									
	HEAT ELEMENT 230V,4400W			89204								
	HEAT ELEMENT 230V,5500W				89304					89201	89203	
	HEAT ELEMENT, 230V, 5750W							89807	89844			
	HEAT ELEMENT 230V, 6500W						89804					89804
9	CAPILLARY BULB RETAINER	89000	89000	89000	89000	89000	89000	89000	89000	89000	89000	89000
10	8-32 X 3/8 PAN HD PH M/S	12389	12389	12389	12389	12389	12389	12389	12389	12389	12389	12389
11	HEX NUT #8-32 STAINLESS	89129	89129	89129	89129	89129	89129	89129	89129	89129	89129	89129



Power Head Components – Front View – Parts List

Item	Part Description	Part Number										
		8047D	8048D	8049D	8050D	8051D	8066	8068	8068FL	8073	8073BF	8075
1	POWER HEAD ASSY (Complete Assembly)	8060	8061	8063	8064	8062	8067	8069	8069FL	8074	8074BF	8067
2	HIGH LIMIT CONTROL/CAPI	89007	89007	89007	89007	89007	89007	89007	89007	89007	89007	89007
3	THERMOSTAT BEZEL	89006	89006	89006	89006	89006	89006	89006	89006	89006	89006	89006
4	THERMOSTAT KNOB	89005	89005	89005	89005	89005	89005	89005	89005	89005	89005	89005
5	PILOT LIGHT	41033	41032	41032	41032	41033	41032	41032	41032	41032	41032	41032
6	BLACK GROMMET	101069	101069	101069	101069	101069	101069	101069	101069	101069	101069	101069
7	CAPILLARY TUBE RETAIN	89018	89018	89018	89018	89018	89018	89018	89018			
8	HEAT ELEMENT 120V,1800W	89010				89324						
	HEAT ELEMENT 230V,3000W		89011									
	HEAT ELEMENT 230V,4400W			89204								
	HEAT ELEMENT 230V,5500W				89304					89201	89203	
	HEAT ELEMENT, 230V, 5750W							89807	89844			
	HEAT ELEMENT 230V, 6500W						89804					89804
9	CAPILLARY BULB RETAINER	89000	89000	89000	89000	89000	89000	89000	89000	89000	89000	89000
10	8-32 X 3/8 PAN HD PH M/S	12389	12389	12389	12389	12389	12389	12389	12389	12389	12389	12389
11	HEX NUT #8-32 STAINLESS	89129	89129	89129	89129	89129	89129	89129	89129	89129	89129	89129



Power Head Components – Front View – Parts List

Item	Part Description	Part Number										
		8047D	8048D	8049D	8050D	8051D	8066	8068	8068FL	8073	8073BF	8075
1	POWER HEAD ASSY (Complete Assembly)	8060	8061	8063	8064	8062	8067	8069	8069FL	8074	8074BF	8067
2	HIGH LIMIT CONTROL/CAPI	89007	89007	89007	89007	89007	89007	89007	89007	89007	89007	89007
3	THERMOSTAT BEZEL	89006	89006	89006	89006	89006	89006	89006	89006	89006	89006	89006
4	THERMOSTAT KNOB	89005	89005	89005	89005	89005	89005	89005	89005	89005	89005	89005
5	PILOT LIGHT	41033	41032	41032	41032	41033	41032	41032	41032	41032	41032	41032
6	BLACK GROMMET	101069	101069	101069	101069	101069	101069	101069	101069	101069	101069	101069
7	CAPILLARY TUBE RETAIN	89018	89018	89018	89018	89018	89018	89018	89018			
8	HEAT ELEMENT 120V,1800W	89010				89324						
	HEAT ELEMENT 230V,3000W		89011									
	HEAT ELEMENT 230V,4400W			89204								
	HEAT ELEMENT 230V,5500W				89304					89201	89203	
	HEAT ELEMENT, 230V, 5750W							89807	89844			
	HEAT ELEMENT 230V, 6500W						89804					89804
9	CAPILLARY BULB RETAINER	89000	89000	89000	89000	89000	89000	89000	89000	89000	89000	89000
10	8-32 X 3/8 PAN HD PH M/S	12389	12389	12389	12389	12389	12389	12389	12389	12389	12389	12389
11	HEX NUT #8-32 STAINLESS	89129	89129	89129	89129	89129	89129	89129	89129	89129	89129	89129



Power Head Components – Front View – Parts List

Item	Part Description	Part Number										
		8047D	8048D	8049D	8050D	8051D	8066	8068	8068FL	8073	8073BF	8075
1	POWER HEAD ASSY (Complete Assembly)	8060	8061	8063	8064	8062	8067	8069	8069FL	8074	8074BF	8067
2	HIGH LIMIT CONTROL/CAPI	89007	89007	89007	89007	89007	89007	89007	89007	89007	89007	89007
3	THERMOSTAT BEZEL	89006	89006	89006	89006	89006	89006	89006	89006	89006	89006	89006
4	THERMOSTAT KNOB	89005	89005	89005	89005	89005	89005	89005	89005	89005	89005	89005
5	PILOT LIGHT	41033	41032	41032	41032	41033	41032	41032	41032	41032	41032	41032
6	BLACK GROMMET	101069	101069	101069	101069	101069	101069	101069	101069	101069	101069	101069
7	CAPILLARY TUBE RETAIN	89018	89018	89018	89018	89018	89018	89018	89018			
8	HEAT ELEMENT 120V,1800W	89010				89324						
	HEAT ELEMENT 230V,3000W		89011									
	HEAT ELEMENT 230V,4400W			89204								
	HEAT ELEMENT 230V,5500W				89304					89201	89203	
	HEAT ELEMENT, 230V, 5750W							89807	89844			
	HEAT ELEMENT 230V, 6500W						89804					89804
9	CAPILLARY BULB RETAINER	89000	89000	89000	89000	89000	89000	89000	89000	89000	89000	89000
10	8-32 X 3/8 PAN HD PH M/S	12389	12389	12389	12389	12389	12389	12389	12389	12389	12389	12389
11	HEX NUT #8-32 STAINLESS	89129	89129	89129	89129	89129	89129	89129	89129	89129	89129	89129



Power Head Components – Front View – Parts List

Item	Part Description	Part Number										
		8047D	8048D	8049D	8050D	8051D	8066	8068	8068FL	8073	8073BF	8075
1	POWER HEAD ASSY (Complete Assembly)	8060	8061	8063	8064	8062	8067	8069	8069FL	8074	8074BF	8067
2	HIGH LIMIT CONTROL/CAPI	89007	89007	89007	89007	89007	89007	89007	89007	89007	89007	89007
3	THERMOSTAT BEZEL	89006	89006	89006	89006	89006	89006	89006	89006	89006	89006	89006
4	THERMOSTAT KNOB	89005	89005	89005	89005	89005	89005	89005	89005	89005	89005	89005
5	PILOT LIGHT	41033	41032	41032	41032	41033	41032	41032	41032	41032	41032	41032
6	BLACK GROMMET	101069	101069	101069	101069	101069	101069	101069	101069	101069	101069	101069
7	CAPILLARY TUBE RETAIN	89018	89018	89018	89018	89018	89018	89018	89018			
8	HEAT ELEMENT 120V,1800W	89010				89324						
	HEAT ELEMENT 230V,3000W		89011									
	HEAT ELEMENT 230V,4400W			89204								
	HEAT ELEMENT 230V,5500W				89304					89201	89203	
	HEAT ELEMENT, 230V, 5750W							89807	89844			
	HEAT ELEMENT 230V, 6500W						89804					89804
9	CAPILLARY BULB RETAINER	89000	89000	89000	89000	89000	89000	89000	89000	89000	89000	89000
10	8-32 X 3/8 PAN HD PH M/S	12389	12389	12389	12389	12389	12389	12389	12389	12389	12389	12389
11	HEX NUT #8-32 STAINLESS	89129	89129	89129	89129	89129	89129	89129	89129	89129	89129	89129



Power Head Components – Front View – Parts List

Item	Part Description	Part Number										
		8047D	8048D	8049D	8050D	8051D	8066	8068	8068FL	8073	8073BF	8075
1	POWER HEAD ASSY (Complete Assembly)	8060	8061	8063	8064	8062	8067	8069	8069FL	8074	8074BF	8067
2	HIGH LIMIT CONTROL/CAPI	89007	89007	89007	89007	89007	89007	89007	89007	89007	89007	89007
3	THERMOSTAT BEZEL	89006	89006	89006	89006	89006	89006	89006	89006	89006	89006	89006
4	THERMOSTAT KNOB	89005	89005	89005	89005	89005	89005	89005	89005	89005	89005	89005
5	PILOT LIGHT	41033	41032	41032	41032	41033	41032	41032	41032	41032	41032	41032
6	BLACK GROMMET	101069	101069	101069	101069	101069	101069	101069	101069	101069	101069	101069
7	CAPILLARY TUBE RETAIN	89018	89018	89018	89018	89018	89018	89018	89018			
8	HEAT ELEMENT 120V,1800W	89010				89324						
	HEAT ELEMENT 230V,3000W		89011									
	HEAT ELEMENT 230V,4400W			89204								
	HEAT ELEMENT 230V,5500W				89304					89201	89203	
	HEAT ELEMENT, 230V, 5750W							89807	89844			
	HEAT ELEMENT 230V, 6500W						89804					89804
9	CAPILLARY BULB RETAINER	89000	89000	89000	89000	89000	89000	89000	89000	89000	89000	89000
10	8-32 X 3/8 PAN HD PH M/S	12389	12389	12389	12389	12389	12389	12389	12389	12389	12389	12389
11	HEX NUT #8-32 STAINLESS	89129	89129	89129	89129	89129	89129	89129	89129	89129	89129	89129



Power Head Components – Front View – Parts List

Item	Part Description	Part Number										
		8047D	8048D	8049D	8050D	8051D	8066	8068	8068FL	8073	8073BF	8075
1	POWER HEAD ASSY (Complete Assembly)	8060	8061	8063	8064	8062	8067	8069	8069FL	8074	8074BF	8067
2	HIGH LIMIT CONTROL/CAPI	89007	89007	89007	89007	89007	89007	89007	89007	89007	89007	89007
3	THERMOSTAT BEZEL	89006	89006	89006	89006	89006	89006	89006	89006	89006	89006	89006
4	THERMOSTAT KNOB	89005	89005	89005	89005	89005	89005	89005	89005	89005	89005	89005
5	PILOT LIGHT	41033	41032	41032	41032	41033	41032	41032	41032	41032	41032	41032
6	BLACK GROMMET	101069	101069	101069	101069	101069	101069	101069	101069	101069	101069	101069
7	CAPILLARY TUBE RETAIN	89018	89018	89018	89018	89018	89018	89018	89018			
8	HEAT ELEMENT 120V,1800W	89010				89324						
	HEAT ELEMENT 230V,3000W		89011									
	HEAT ELEMENT 230V,4400W			89204								
	HEAT ELEMENT 230V,5500W				89304					89201	89203	
	HEAT ELEMENT, 230V, 5750W							89807	89844			
	HEAT ELEMENT 230V, 6500W						89804					89804
9	CAPILLARY BULB RETAINER	89000	89000	89000	89000	89000	89000	89000	89000	89000	89000	89000
10	8-32 X 3/8 PAN HD PH M/S	12389	12389	12389	12389	12389	12389	12389	12389	12389	12389	12389
11	HEX NUT #8-32 STAINLESS	89129	89129	89129	89129	89129	89129	89129	89129	89129	89129	89129



Power Head Components – Front View – Parts List

Item	Part Description	Part Number										
		8047D	8048D	8049D	8050D	8051D	8066	8068	8068FL	8073	8073BF	8075
1	POWER HEAD ASSY (Complete Assembly)	8060	8061	8063	8064	8062	8067	8069	8069FL	8074	8074BF	8067
2	HIGH LIMIT CONTROL/CAPI	89007	89007	89007	89007	89007	89007	89007	89007	89007	89007	89007
3	THERMOSTAT BEZEL	89006	89006	89006	89006	89006	89006	89006	89006	89006	89006	89006
4	THERMOSTAT KNOB	89005	89005	89005	89005	89005	89005	89005	89005	89005	89005	89005
5	PILOT LIGHT	41033	41032	41032	41032	41033	41032	41032	41032	41032	41032	41032
6	BLACK GROMMET	101069	101069	101069	101069	101069	101069	101069	101069	101069	101069	101069
7	CAPILLARY TUBE RETAIN	89018	89018	89018	89018	89018	89018	89018	89018			
8	HEAT ELEMENT 120V,1800W	89010				89324						
	HEAT ELEMENT 230V,3000W		89011									
	HEAT ELEMENT 230V,4400W			89204								
	HEAT ELEMENT 230V,5500W				89304					89201	89203	
	HEAT ELEMENT, 230V, 5750W							89807	89844			
	HEAT ELEMENT 230V, 6500W						89804					89804
9	CAPILLARY BULB RETAINER	89000	89000	89000	89000	89000	89000	89000	89000	89000	89000	89000
10	8-32 X 3/8 PAN HD PH M/S	12389	12389	12389	12389	12389	12389	12389	12389	12389	12389	12389
11	HEX NUT #8-32 STAINLESS	89129	89129	89129	89129	89129	89129	89129	89129	89129	89129	89129



Power Head Components – Front View – Parts List

Item	Part Description	Part Number										
		8047D	8048D	8049D	8050D	8051D	8066	8068	8068FL	8073	8073BF	8075
1	POWER HEAD ASSY (Complete Assembly)	8060	8061	8063	8064	8062	8067	8069	8069FL	8074	8074BF	8067
2	HIGH LIMIT CONTROL/CAPI	89007	89007	89007	89007	89007	89007	89007	89007	89007	89007	89007
3	THERMOSTAT BEZEL	89006	89006	89006	89006	89006	89006	89006	89006	89006	89006	89006
4	THERMOSTAT KNOB	89005	89005	89005	89005	89005	89005	89005	89005	89005	89005	89005
5	PILOT LIGHT	41033	41032	41032	41032	41033	41032	41032	41032	41032	41032	41032
6	BLACK GROMMET	101069	101069	101069	101069	101069	101069	101069	101069	101069	101069	101069
7	CAPILLARY TUBE RETAIN	89018	89018	89018	89018	89018	89018	89018	89018			
8	HEAT ELEMENT 120V,1800W	89010				89324						
	HEAT ELEMENT 230V,3000W		89011									
	HEAT ELEMENT 230V,4400W			89204								
	HEAT ELEMENT 230V,5500W				89304					89201	89203	
	HEAT ELEMENT, 230V, 5750W							89807	89844			
	HEAT ELEMENT 230V, 6500W						89804					89804
9	CAPILLARY BULB RETAINER	89000	89000	89000	89000	89000	89000	89000	89000	89000	89000	89000
10	8-32 X 3/8 PAN HD PH M/S	12389	12389	12389	12389	12389	12389	12389	12389	12389	12389	12389
11	HEX NUT #8-32 STAINLESS	89129	89129	89129	89129	89129	89129	89129	89129	89129	89129	89129



Power Head Components – Front View – Parts List

Item	Part Description	Part Number										
		8047D	8048D	8049D	8050D	8051D	8066	8068	8068FL	8073	8073BF	8075
1	POWER HEAD ASSY (Complete Assembly)	8060	8061	8063	8064	8062	8067	8069	8069FL	8074	8074BF	8067
2	HIGH LIMIT CONTROL/CAPI	89007	89007	89007	89007	89007	89007	89007	89007	89007	89007	89007
3	THERMOSTAT BEZEL	89006	89006	89006	89006	89006	89006	89006	89006	89006	89006	89006
4	THERMOSTAT KNOB	89005	89005	89005	89005	89005	89005	89005	89005	89005	89005	89005
5	PILOT LIGHT	41033	41032	41032	41032	41033	41032	41032	41032	41032	41032	41032
6	BLACK GROMMET	101069	101069	101069	101069	101069	101069	101069	101069	101069	101069	101069
7	CAPILLARY TUBE RETAIN	89018	89018	89018	89018	89018	89018	89018	89018			
8	HEAT ELEMENT 120V,1800W	89010				89324						
	HEAT ELEMENT 230V,3000W		89011									
	HEAT ELEMENT 230V,4400W			89204								
	HEAT ELEMENT 230V,5500W				89304					89201	89203	
	HEAT ELEMENT, 230V, 5750W							89807	89844			
	HEAT ELEMENT 230V, 6500W						89804					89804
9	CAPILLARY BULB RETAINER	89000	89000	89000	89000	89000	89000	89000	89000	89000	89000	89000
10	8-32 X 3/8 PAN HD PH M/S	12389	12389	12389	12389	12389	12389	12389	12389	12389	12389	12389
11	HEX NUT #8-32 STAINLESS	89129	89129	89129	89129	89129	89129	89129	89129	89129	89129	89129



Power Head Components – Front View – Parts List

Item	Part Description	Part Number										
		8047D	8048D	8049D	8050D	8051D	8066	8068	8068FL	8073	8073BF	8075
1	POWER HEAD ASSY (Complete Assembly)	8060	8061	8063	8064	8062	8067	8069	8069FL	8074	8074BF	8067
2	HIGH LIMIT CONTROL/CAPI	89007	89007	89007	89007	89007	89007	89007	89007	89007	89007	89007
3	THERMOSTAT BEZEL	89006	89006	89006	89006	89006	89006	89006	89006	89006	89006	89006
4	THERMOSTAT KNOB	89005	89005	89005	89005	89005	89005	89005	89005	89005	89005	89005
5	PILOT LIGHT	41033	41032	41032	41032	41033	41032	41032	41032	41032	41032	41032
6	BLACK GROMMET	101069	101069	101069	101069	101069	101069	101069	101069	101069	101069	101069
7	CAPILLARY TUBE RETAIN	89018	89018	89018	89018	89018	89018	89018	89018			
8	HEAT ELEMENT 120V,1800W	89010				89324						
	HEAT ELEMENT 230V,3000W		89011									
	HEAT ELEMENT 230V,4400W			89204								
	HEAT ELEMENT 230V,5500W				89304					89201	89203	
	HEAT ELEMENT, 230V, 5750W							89807	89844			
	HEAT ELEMENT 230V, 6500W						89804					89804
9	CAPILLARY BULB RETAINER	89000	89000	89000	89000	89000	89000	89000	89000	89000	89000	89000
10	8-32 X 3/8 PAN HD PH M/S	12389	12389	12389	12389	12389	12389	12389	12389	12389	12389	12389
11	HEX NUT #8-32 STAINLESS	89129	89129	89129	89129	89129	89129	89129	89129	89129	89129	89129



Power Head Components – Front View – Parts List

Item	Part Description	Part Number										
		8047D	8048D	8049D	8050D	8051D	8066	8068	8068FL	8073	8073BF	8075
1	POWER HEAD ASSY (Complete Assembly)	8060	8061	8063	8064	8062	8067	8069	8069FL	8074	8074BF	8067
2	HIGH LIMIT CONTROL/CAPI	89007	89007	89007	89007	89007	89007	89007	89007	89007	89007	89007
3	THERMOSTAT BEZEL	89006	89006	89006	89006	89006	89006	89006	89006	89006	89006	89006
4	THERMOSTAT KNOB	89005	89005	89005	89005	89005	89005	89005	89005	89005	89005	89005
5	PILOT LIGHT	41033	41032	41032	41032	41033	41032	41032	41032	41032	41032	41032
6	BLACK GROMMET	101069	101069	101069	101069	101069	101069	101069	101069	101069	101069	101069
7	CAPILLARY TUBE RETAIN	89018	89018	89018	89018	89018	89018	89018	89018			
8	HEAT ELEMENT 120V,1800W	89010				89324						
	HEAT ELEMENT 230V,3000W		89011									
	HEAT ELEMENT 230V,4400W			89204								
	HEAT ELEMENT 230V,5500W				89304					89201	89203	
	HEAT ELEMENT, 230V, 5750W							89807	89844			
	HEAT ELEMENT 230V, 6500W						89804					89804
9	CAPILLARY BULB RETAINER	89000	89000	89000	89000	89000	89000	89000	89000	89000	89000	89000
10	8-32 X 3/8 PAN HD PH M/S	12389	12389	12389	12389	12389	12389	12389	12389	12389	12389	12389
11	HEX NUT #8-32 STAINLESS	89129	89129	89129	89129	89129	89129	89129	89129	89129	89129	89129



Power Head Components – Front View – Parts List

Item	Part Description	Part Number										
		8047D	8048D	8049D	8050D	8051D	8066	8068	8068FL	8073	8073BF	8075
1	POWER HEAD ASSY (Complete Assembly)	8060	8061	8063	8064	8062	8067	8069	8069FL	8074	8074BF	8067
2	HIGH LIMIT CONTROL/CAPI	89007	89007	89007	89007	89007	89007	89007	89007	89007	89007	89007
3	THERMOSTAT BEZEL	89006	89006	89006	89006	89006	89006	89006	89006	89006	89006	89006
4	THERMOSTAT KNOB	89005	89005	89005	89005	89005	89005	89005	89005	89005	89005	89005
5	PILOT LIGHT	41033	41032	41032	41032	41033	41032	41032	41032	41032	41032	41032
6	BLACK GROMMET	101069	101069	101069	101069	101069	101069	101069	101069	101069	101069	101069
7	CAPILLARY TUBE RETAIN	89018	89018	89018	89018	89018	89018	89018	89018			
8	HEAT ELEMENT 120V,1800W	89010				89324						
	HEAT ELEMENT 230V,3000W		89011									
	HEAT ELEMENT 230V,4400W			89204								
	HEAT ELEMENT 230V,5500W				89304					89201	89203	
	HEAT ELEMENT, 230V, 5750W							89807	89844			
	HEAT ELEMENT 230V, 6500W						89804					89804
9	CAPILLARY BULB RETAINER	89000	89000	89000	89000	89000	89000	89000	89000	89000	89000	89000
10	8-32 X 3/8 PAN HD PH M/S	12389	12389	12389	12389	12389	12389	12389	12389	12389	12389	12389
11	HEX NUT #8-32 STAINLESS	89129	89129	89129	89129	89129	89129	89129	89129	89129	89129	89129



Power Head Components – Front View – Parts List

Item	Part Description	Part Number										
		8047D	8048D	8049D	8050D	8051D	8066	8068	8068FL	8073	8073BF	8075
1	POWER HEAD ASSY (Complete Assembly)	8060	8061	8063	8064	8062	8067	8069	8069FL	8074	8074BF	8067
2	HIGH LIMIT CONTROL/CAPI	89007	89007	89007	89007	89007	89007	89007	89007	89007	89007	89007
3	THERMOSTAT BEZEL	89006	89006	89006	89006	89006	89006	89006	89006	89006	89006	89006
4	THERMOSTAT KNOB	89005	89005	89005	89005	89005	89005	89005	89005	89005	89005	89005
5	PILOT LIGHT	41033	41032	41032	41032	41033	41032	41032	41032	41032	41032	41032
6	BLACK GROMMET	101069	101069	101069	101069	101069	101069	101069	101069	101069	101069	101069
7	CAPILLARY TUBE RETAIN	89018	89018	89018	89018	89018	89018	89018	89018			
8	HEAT ELEMENT 120V,1800W	89010				89324						
	HEAT ELEMENT 230V,3000W		89011									
	HEAT ELEMENT 230V,4400W			89204								
	HEAT ELEMENT 230V,5500W				89304					89201	89203	
	HEAT ELEMENT, 230V, 5750W							89807	89844			
	HEAT ELEMENT 230V, 6500W						89804					89804
9	CAPILLARY BULB RETAINER	89000	89000	89000	89000	89000	89000	89000	89000	89000	89000	89000
10	8-32 X 3/8 PAN HD PH M/S	12389	12389	12389	12389	12389	12389	12389	12389	12389	12389	12389
11	HEX NUT #8-32 STAINLESS	89129	89129	89129	89129	89129	89129	89129	89129	89129	89129	89129



Power Head Components – Front View – Parts List

Item	Part Description	Part Number										
		8047D	8048D	8049D	8050D	8051D	8066	8068	8068FL	8073	8073BF	8075
1	POWER HEAD ASSY (Complete Assembly)	8060	8061	8063	8064	8062	8067	8069	8069FL	8074	8074BF	8067
2	HIGH LIMIT CONTROL/CAPI	89007	89007	89007	89007	89007	89007	89007	89007	89007	89007	89007
3	THERMOSTAT BEZEL	89006	89006	89006	89006	89006	89006	89006	89006	89006	89006	89006
4	THERMOSTAT KNOB	89005	89005	89005	89005	89005	89005	89005	89005	89005	89005	89005
5	PILOT LIGHT	41033	41032	41032	41032	41033	41032	41032	41032	41032	41032	41032
6	BLACK GROMMET	101069	101069	101069	101069	101069	101069	101069	101069	101069	101069	101069
7	CAPILLARY TUBE RETAIN	89018	89018	89018	89018	89018	89018	89018	89018			
8	HEAT ELEMENT 120V,1800W	89010				89324						
	HEAT ELEMENT 230V,3000W		89011									
	HEAT ELEMENT 230V,4400W			89204								
	HEAT ELEMENT 230V,5500W				89304					89201	89203	
	HEAT ELEMENT, 230V, 5750W							89807	89844			
	HEAT ELEMENT 230V, 6500W						89804					89804
9	CAPILLARY BULB RETAINER	89000	89000	89000	89000	89000	89000	89000	89000	89000	89000	89000
10	8-32 X 3/8 PAN HD PH M/S	12389	12389	12389	12389	12389	12389	12389	12389	12389	12389	12389
11	HEX NUT #8-32 STAINLESS	89129	89129	89129	89129	89129	89129	89129	89129	89129	89129	89129



Power Head Components – Front View – Parts List

Item	Part Description	Part Number										
		8047D	8048D	8049D	8050D	8051D	8066	8068	8068FL	8073	8073BF	8075
1	POWER HEAD ASSY (Complete Assembly)	8060	8061	8063	8064	8062	8067	8069	8069FL	8074	8074BF	8067
2	HIGH LIMIT CONTROL/CAPI	89007	89007	89007	89007	89007	89007	89007	89007	89007	89007	89007
3	THERMOSTAT BEZEL	89006	89006	89006	89006	89006	89006	89006	89006	89006	89006	89006
4	THERMOSTAT KNOB	89005	89005	89005	89005	89005	89005	89005	89005	89005	89005	89005
5	PILOT LIGHT	41033	41032	41032	41032	41033	41032	41032	41032	41032	41032	41032
6	BLACK GROMMET	101069	101069	101069	101069	101069	101069	101069	101069	101069	101069	101069
7	CAPILLARY TUBE RETAIN	89018	89018	89018	89018	89018	89018	89018	89018			
8	HEAT ELEMENT 120V,1800W	89010				89324						
	HEAT ELEMENT 230V,3000W		89011									
	HEAT ELEMENT 230V,4400W			89204								
	HEAT ELEMENT 230V,5500W				89304					89201	89203	
	HEAT ELEMENT, 230V, 5750W							89807	89844			
	HEAT ELEMENT 230V, 6500W						89804					89804
9	CAPILLARY BULB RETAINER	89000	89000	89000	89000	89000	89000	89000	89000	89000	89000	89000
10	8-32 X 3/8 PAN HD PH M/S	12389	12389	12389	12389	12389	12389	12389	12389	12389	12389	12389
11	HEX NUT #8-32 STAINLESS	89129	89129	89129	89129	89129	89129	89129	89129	89129	89129	89129



Power Head Components – Front View – Parts List

Item	Part Description	Part Number										
		8047D	8048D	8049D	8050D	8051D	8066	8068	8068FL	8073	8073BF	8075
1	POWER HEAD ASSY (Complete Assembly)	8060	8061	8063	8064	8062	8067	8069	8069FL	8074	8074BF	8067
2	HIGH LIMIT CONTROL/CAPI	89007	89007	89007	89007	89007	89007	89007	89007	89007	89007	89007
3	THERMOSTAT BEZEL	89006	89006	89006	89006	89006	89006	89006	89006	89006	89006	89006
4	THERMOSTAT KNOB	89005	89005	89005	89005	89005	89005	89005	89005	89005	89005	89005
5	PILOT LIGHT	41033	41032	41032	41032	41033	41032	41032	41032	41032	41032	41032
6	BLACK GROMMET	101069	101069	101069	101069	101069	101069	101069	101069	101069	101069	101069
7	CAPILLARY TUBE RETAIN	89018	89018	89018	89018	89018	89018	89018	89018			
8	HEAT ELEMENT 120V,1800W	89010				89324						
	HEAT ELEMENT 230V,3000W		89011									
	HEAT ELEMENT 230V,4400W			89204								
	HEAT ELEMENT 230V,5500W				89304					89201	89203	
	HEAT ELEMENT, 230V, 5750W							89807	89844			
	HEAT ELEMENT 230V, 6500W						89804					89804
9	CAPILLARY BULB RETAINER	89000	89000	89000	89000	89000	89000	89000	89000	89000	89000	89000
10	8-32 X 3/8 PAN HD PH M/S	12389	12389	12389	12389	12389	12389	12389	12389	12389	12389	12389
11	HEX NUT #8-32 STAINLESS	89129	89129	89129	89129	89129	89129	89129	89129	89129	89129	89129



Power Head Components – Front View – Parts List

Item	Part Description	Part Number										
		8047D	8048D	8049D	8050D	8051D	8066	8068	8068FL	8073	8073BF	8075
1	POWER HEAD ASSY (Complete Assembly)	8060	8061	8063	8064	8062	8067	8069	8069FL	8074	8074BF	8067
2	HIGH LIMIT CONTROL/CAPI	89007	89007	89007	89007	89007	89007	89007	89007	89007	89007	89007
3	THERMOSTAT BEZEL	89006	89006	89006	89006	89006	89006	89006	89006	89006	89006	89006
4	THERMOSTAT KNOB	89005	89005	89005	89005	89005	89005	89005	89005	89005	89005	89005
5	PILOT LIGHT	41033	41032	41032	41032	41033	41032	41032	41032	41032	41032	41032
6	BLACK GROMMET	101069	101069	101069	101069	101069	101069	101069	101069	101069	101069	101069
7	CAPILLARY TUBE RETAIN	89018	89018	89018	89018	89018	89018	89018	89018			
8	HEAT ELEMENT 120V,1800W	89010				89324						
	HEAT ELEMENT 230V,3000W		89011									
	HEAT ELEMENT 230V,4400W			89204								
	HEAT ELEMENT 230V,5500W				89304					89201	89203	
	HEAT ELEMENT, 230V, 5750W							89807	89844			
	HEAT ELEMENT 230V, 6500W						89804					89804
9	CAPILLARY BULB RETAINER	89000	89000	89000	89000	89000	89000	89000	89000	89000	89000	89000
10	8-32 X 3/8 PAN HD PH M/S	12389	12389	12389	12389	12389	12389	12389	12389	12389	12389	12389
11	HEX NUT #8-32 STAINLESS	89129	89129	89129	89129	89129	89129	89129	89129	89129	89129	89129



Power Head Components – Front View – Parts List

Item	Part Description	Part Number										
		8047D	8048D	8049D	8050D	8051D	8066	8068	8068FL	8073	8073BF	8075
1	POWER HEAD ASSY (Complete Assembly)	8060	8061	8063	8064	8062	8067	8069	8069FL	8074	8074BF	8067
2	HIGH LIMIT CONTROL/CAPI	89007	89007	89007	89007	89007	89007	89007	89007	89007	89007	89007
3	THERMOSTAT BEZEL	89006	89006	89006	89006	89006	89006	89006	89006	89006	89006	89006
4	THERMOSTAT KNOB	89005	89005	89005	89005	89005	89005	89005	89005	89005	89005	89005
5	PILOT LIGHT	41033	41032	41032	41032	41033	41032	41032	41032	41032	41032	41032
6	BLACK GROMMET	101069	101069	101069	101069	101069	101069	101069	101069	101069	101069	101069
7	CAPILLARY TUBE RETAIN	89018	89018	89018	89018	89018	89018	89018	89018			
8	HEAT ELEMENT 120V,1800W	89010				89324						
	HEAT ELEMENT 230V,3000W		89011									
	HEAT ELEMENT 230V,4400W			89204								
	HEAT ELEMENT 230V,5500W				89304					89201	89203	
	HEAT ELEMENT, 230V, 5750W							89807	89844			
	HEAT ELEMENT 230V, 6500W						89804					89804
9	CAPILLARY BULB RETAINER	89000	89000	89000	89000	89000	89000	89000	89000	89000	89000	89000
10	8-32 X 3/8 PAN HD PH M/S	12389	12389	12389	12389	12389	12389	12389	12389	12389	12389	12389
11	HEX NUT #8-32 STAINLESS	89129	89129	89129	89129	89129	89129	89129	89129	89129	89129	89129



Power Head Components – Front View – Parts List

Item	Part Description	Part Number										
		8047D	8048D	8049D	8050D	8051D	8066	8068	8068FL	8073	8073BF	8075
1	POWER HEAD ASSY (Complete Assembly)	8060	8061	8063	8064	8062	8067	8069	8069FL	8074	8074BF	8067
2	HIGH LIMIT CONTROL/CAPI	89007	89007	89007	89007	89007	89007	89007	89007	89007	89007	89007
3	THERMOSTAT BEZEL	89006	89006	89006	89006	89006	89006	89006	89006	89006	89006	89006
4	THERMOSTAT KNOB	89005	89005	89005	89005	89005	89005	89005	89005	89005	89005	89005
5	PILOT LIGHT	41033	41032	41032	41032	41033	41032	41032	41032	41032	41032	41032
6	BLACK GROMMET	101069	101069	101069	101069	101069	101069	101069	101069	101069	101069	101069
7	CAPILLARY TUBE RETAIN	89018	89018	89018	89018	89018	89018	89018	89018			
8	HEAT ELEMENT 120V,1800W	89010				89324						
	HEAT ELEMENT 230V,3000W		89011									
	HEAT ELEMENT 230V,4400W			89204								
	HEAT ELEMENT 230V,5500W				89304					89201	89203	
	HEAT ELEMENT, 230V, 5750W							89807	89844			
	HEAT ELEMENT 230V, 6500W						89804					89804
9	CAPILLARY BULB RETAINER	89000	89000	89000	89000	89000	89000	89000	89000	89000	89000	89000
10	8-32 X 3/8 PAN HD PH M/S	12389	12389	12389	12389	12389	12389	12389	12389	12389	12389	12389
11	HEX NUT #8-32 STAINLESS	89129	89129	89129	89129	89129	89129	89129	89129	89129	89129	89129



Power Head Components – Front View – Parts List

Item	Part Description	Part Number										
		8047D	8048D	8049D	8050D	8051D	8066	8068	8068FL	8073	8073BF	8075
1	POWER HEAD ASSY (Complete Assembly)	8060	8061	8063	8064	8062	8067	8069	8069FL	8074	8074BF	8067
2	HIGH LIMIT CONTROL/CAPI	89007	89007	89007	89007	89007	89007	89007	89007	89007	89007	89007
3	THERMOSTAT BEZEL	89006	89006	89006	89006	89006	89006	89006	89006	89006	89006	89006
4	THERMOSTAT KNOB	89005	89005	89005	89005	89005	89005	89005	89005	89005	89005	89005
5	PILOT LIGHT	41033	41032	41032	41032	41033	41032	41032	41032	41032	41032	41032
6	BLACK GROMMET	101069	101069	101069	101069	101069	101069	101069	101069	101069	101069	101069
7	CAPILLARY TUBE RETAIN	89018	89018	89018	89018	89018	89018	89018	89018			
8	HEAT ELEMENT 120V,1800W	89010				89324						
	HEAT ELEMENT 230V,3000W		89011									
	HEAT ELEMENT 230V,4400W			89204								
	HEAT ELEMENT 230V,5500W				89304					89201	89203	
	HEAT ELEMENT, 230V, 5750W							89807	89844			
	HEAT ELEMENT 230V, 6500W						89804					89804
9	CAPILLARY BULB RETAINER	89000	89000	89000	89000	89000	89000	89000	89000	89000	89000	89000
10	8-32 X 3/8 PAN HD PH M/S	12389	12389	12389	12389	12389	12389	12389	12389	12389	12389	12389
11	HEX NUT #8-32 STAINLESS	89129	89129	89129	89129	89129	89129	89129	89129	89129	89129	89129



Power Head Components – Front View – Parts List

Item	Part Description	Part Number										
		8047D	8048D	8049D	8050D	8051D	8066	8068	8068FL	8073	8073BF	8075
1	POWER HEAD ASSY (Complete Assembly)	8060	8061	8063	8064	8062	8067	8069	8069FL	8074	8074BF	8067
2	HIGH LIMIT CONTROL/CAPI	89007	89007	89007	89007	89007	89007	89007	89007	89007	89007	89007
3	THERMOSTAT BEZEL	89006	89006	89006	89006	89006	89006	89006	89006	89006	89006	89006
4	THERMOSTAT KNOB	89005	89005	89005	89005	89005	89005	89005	89005	89005	89005	89005
5	PILOT LIGHT	41033	41032	41032	41032	41033	41032	41032	41032	41032	41032	41032
6	BLACK GROMMET	101069	101069	101069	101069	101069	101069	101069	101069	101069	101069	101069
7	CAPILLARY TUBE RETAIN	89018	89018	89018	89018	89018	89018	89018	89018			
8	HEAT ELEMENT 120V,1800W	89010				89324						
	HEAT ELEMENT 230V,3000W		89011									
	HEAT ELEMENT 230V,4400W			89204								
	HEAT ELEMENT 230V,5500W				89304					89201	89203	
	HEAT ELEMENT, 230V, 5750W							89807	89844			
	HEAT ELEMENT 230V, 6500W						89804					89804
9	CAPILLARY BULB RETAINER	89000	89000	89000	89000	89000	89000	89000	89000	89000	89000	89000
10	8-32 X 3/8 PAN HD PH M/S	12389	12389	12389	12389	12389	12389	12389	12389	12389	12389	12389
11	HEX NUT #8-32 STAINLESS	89129	89129	89129	89129	89129	89129	89129	89129	89129	89129	89129



Power Head Components – Front View – Parts List

Item	Part Description	Part Number										
		8047D	8048D	8049D	8050D	8051D	8066	8068	8068FL	8073	8073BF	8075
1	POWER HEAD ASSY (Complete Assembly)	8060	8061	8063	8064	8062	8067	8069	8069FL	8074	8074BF	8067
2	HIGH LIMIT CONTROL/CAPI	89007	89007	89007	89007	89007	89007	89007	89007	89007	89007	89007
3	THERMOSTAT BEZEL	89006	89006	89006	89006	89006	89006	89006	89006	89006	89006	89006
4	THERMOSTAT KNOB	89005	89005	89005	89005	89005	89005	89005	89005	89005	89005	89005
5	PILOT LIGHT	41033	41032	41032	41032	41033	41032	41032	41032	41032	41032	41032
6	BLACK GROMMET	101069	101069	101069	101069	101069	101069	101069	101069	101069	101069	101069
7	CAPILLARY TUBE RETAIN	89018	89018	89018	89018	89018	89018	89018	89018			
8	HEAT ELEMENT 120V,1800W	89010				89324						
	HEAT ELEMENT 230V,3000W		89011									
	HEAT ELEMENT 230V,4400W			89204								
	HEAT ELEMENT 230V,5500W				89304					89201	89203	
	HEAT ELEMENT, 230V, 5750W							89807	89844			
	HEAT ELEMENT 230V, 6500W						89804					89804
9	CAPILLARY BULB RETAINER	89000	89000	89000	89000	89000	89000	89000	89000	89000	89000	89000
10	8-32 X 3/8 PAN HD PH M/S	12389	12389	12389	12389	12389	12389	12389	12389	12389	12389	12389
11	HEX NUT #8-32 STAINLESS	89129	89129	89129	89129	89129	89129	89129	89129	89129	89129	89129



Power Head Components – Front View – Parts List

Item	Part Description	Part Number										
		8047D	8048D	8049D	8050D	8051D	8066	8068	8068FL	8073	8073BF	8075
1	POWER HEAD ASSY (Complete Assembly)	8060	8061	8063	8064	8062	8067	8069	8069FL	8074	8074BF	8067
2	HIGH LIMIT CONTROL/CAPI	89007	89007	89007	89007	89007	89007	89007	89007	89007	89007	89007
3	THERMOSTAT BEZEL	89006	89006	89006	89006	89006	89006	89006	89006	89006	89006	89006
4	THERMOSTAT KNOB	89005	89005	89005	89005	89005	89005	89005	89005	89005	89005	89005
5	PILOT LIGHT	41033	41032	41032	41032	41033	41032	41032	41032	41032	41032	41032
6	BLACK GROMMET	101069	101069	101069	101069	101069	101069	101069	101069	101069	101069	101069
7	CAPILLARY TUBE RETAIN	89018	89018	89018	89018	89018	89018	89018	89018			
8	HEAT ELEMENT 120V,1800W	89010				89324						
	HEAT ELEMENT 230V,3000W		89011									
	HEAT ELEMENT 230V,4400W			89204								
	HEAT ELEMENT 230V,5500W				89304					89201	89203	
	HEAT ELEMENT, 230V, 5750W							89807	89844			
	HEAT ELEMENT 230V, 6500W						89804					89804
9	CAPILLARY BULB RETAINER	89000	89000	89000	89000	89000	89000	89000	89000	89000	89000	89000
10	8-32 X 3/8 PAN HD PH M/S	12389	12389	12389	12389	12389	12389	12389	12389	12389	12389	12389
11	HEX NUT #8-32 STAINLESS	89129	89129	89129	89129	89129	89129	89129	89129	89129	89129	89129



Power Head Components – Front View – Parts List

Item	Part Description	Part Number										
		8047D	8048D	8049D	8050D	8051D	8066	8068	8068FL	8073	8073BF	8075
1	POWER HEAD ASSY (Complete Assembly)	8060	8061	8063	8064	8062	8067	8069	8069FL	8074	8074BF	8067
2	HIGH LIMIT CONTROL/CAPI	89007	89007	89007	89007	89007	89007	89007	89007	89007	89007	89007
3	THERMOSTAT BEZEL	89006	89006	89006	89006	89006	89006	89006	89006	89006	89006	89006
4	THERMOSTAT KNOB	89005	89005	89005	89005	89005	89005	89005	89005	89005	89005	89005
5	PILOT LIGHT	41033	41032	41032	41032	41033	41032	41032	41032	41032	41032	41032
6	BLACK GROMMET	101069	101069	101069	101069	101069	101069	101069	101069	101069	101069	101069
7	CAPILLARY TUBE RETAIN	89018	89018	89018	89018	89018	89018	89018	89018			
8	HEAT ELEMENT 120V,1800W	89010				89324						
	HEAT ELEMENT 230V,3000W		89011									
	HEAT ELEMENT 230V,4400W			89204								
	HEAT ELEMENT 230V,5500W				89304					89201	89203	
	HEAT ELEMENT, 230V, 5750W							89807	89844			
	HEAT ELEMENT 230V, 6500W						89804					89804
9	CAPILLARY BULB RETAINER	89000	89000	89000	89000	89000	89000	89000	89000	89000	89000	89000
10	8-32 X 3/8 PAN HD PH M/S	12389	12389	12389	12389	12389	12389	12389	12389	12389	12389	12389
11	HEX NUT #8-32 STAINLESS	89129	89129	89129	89129	89129	89129	89129	89129	89129	89129	89129



Power Head Components – Front View – Parts List

Item	Part Description	Part Number										
		8047D	8048D	8049D	8050D	8051D	8066	8068	8068FL	8073	8073BF	8075
1	POWER HEAD ASSY (Complete Assembly)	8060	8061	8063	8064	8062	8067	8069	8069FL	8074	8074BF	8067
2	HIGH LIMIT CONTROL/CAPI	89007	89007	89007	89007	89007	89007	89007	89007	89007	89007	89007
3	THERMOSTAT BEZEL	89006	89006	89006	89006	89006	89006	89006	89006	89006	89006	89006
4	THERMOSTAT KNOB	89005	89005	89005	89005	89005	89005	89005	89005	89005	89005	89005
5	PILOT LIGHT	41033	41032	41032	41032	41033	41032	41032	41032	41032	41032	41032
6	BLACK GROMMET	101069	101069	101069	101069	101069	101069	101069	101069	101069	101069	101069
7	CAPILLARY TUBE RETAIN	89018	89018	89018	89018	89018	89018	89018	89018			
8	HEAT ELEMENT 120V,1800W	89010				89324						
	HEAT ELEMENT 230V,3000W		89011									
	HEAT ELEMENT 230V,4400W			89204								
	HEAT ELEMENT 230V,5500W				89304					89201	89203	
	HEAT ELEMENT, 230V, 5750W							89807	89844			
	HEAT ELEMENT 230V, 6500W						89804					89804
9	CAPILLARY BULB RETAINER	89000	89000	89000	89000	89000	89000	89000	89000	89000	89000	89000
10	8-32 X 3/8 PAN HD PH M/S	12389	12389	12389	12389	12389	12389	12389	12389	12389	12389	12389
11	HEX NUT #8-32 STAINLESS	89129	89129	89129	89129	89129	89129	89129	89129	89129	89129	89129



Power Head Components – Front View – Parts List

Item	Part Description	Part Number										
		8047D	8048D	8049D	8050D	8051D	8066	8068	8068FL	8073	8073BF	8075
1	POWER HEAD ASSY (Complete Assembly)	8060	8061	8063	8064	8062	8067	8069	8069FL	8074	8074BF	8067
2	HIGH LIMIT CONTROL/CAPI	89007	89007	89007	89007	89007	89007	89007	89007	89007	89007	89007
3	THERMOSTAT BEZEL	89006	89006	89006	89006	89006	89006	89006	89006	89006	89006	89006
4	THERMOSTAT KNOB	89005	89005	89005	89005	89005	89005	89005	89005	89005	89005	89005
5	PILOT LIGHT	41033	41032	41032	41032	41033	41032	41032	41032	41032	41032	41032
6	BLACK GROMMET	101069	101069	101069	101069	101069	101069	101069	101069	101069	101069	101069
7	CAPILLARY TUBE RETAIN	89018	89018	89018	89018	89018	89018	89018	89018			
8	HEAT ELEMENT 120V,1800W	89010				89324						
	HEAT ELEMENT 230V,3000W		89011									
	HEAT ELEMENT 230V,4400W			89204								
	HEAT ELEMENT 230V,5500W				89304					89201	89203	
	HEAT ELEMENT, 230V, 5750W							89807	89844			
	HEAT ELEMENT 230V, 6500W						89804					89804
9	CAPILLARY BULB RETAINER	89000	89000	89000	89000	89000	89000	89000	89000	89000	89000	89000
10	8-32 X 3/8 PAN HD PH M/S	12389	12389	12389	12389	12389	12389	12389	12389	12389	12389	12389
11	HEX NUT #8-32 STAINLESS	89129	89129	89129	89129	89129	89129	89129	89129	89129	89129	89129



Power Head Components – Front View – Parts List

Item	Part Description	Part Number										
		8047D	8048D	8049D	8050D	8051D	8066	8068	8068FL	8073	8073BF	8075
1	POWER HEAD ASSY (Complete Assembly)	8060	8061	8063	8064	8062	8067	8069	8069FL	8074	8074BF	8067
2	HIGH LIMIT CONTROL/CAPI	89007	89007	89007	89007	89007	89007	89007	89007	89007	89007	89007
3	THERMOSTAT BEZEL	89006	89006	89006	89006	89006	89006	89006	89006	89006	89006	89006
4	THERMOSTAT KNOB	89005	89005	89005	89005	89005	89005	89005	89005	89005	89005	89005
5	PILOT LIGHT	41033	41032	41032	41032	41033	41032	41032	41032	41032	41032	41032
6	BLACK GROMMET	101069	101069	101069	101069	101069	101069	101069	101069	101069	101069	101069
7	CAPILLARY TUBE RETAIN	89018	89018	89018	89018	89018	89018	89018	89018			
8	HEAT ELEMENT 120V,1800W	89010				89324						
	HEAT ELEMENT 230V,3000W		89011									
	HEAT ELEMENT 230V,4400W			89204								
	HEAT ELEMENT 230V,5500W				89304					89201	89203	
	HEAT ELEMENT, 230V, 5750W							89807	89844			
	HEAT ELEMENT 230V, 6500W						89804					89804
9	CAPILLARY BULB RETAINER	89000	89000	89000	89000	89000	89000	89000	89000	89000	89000	89000
10	8-32 X 3/8 PAN HD PH M/S	12389	12389	12389	12389	12389	12389	12389	12389	12389	12389	12389
11	HEX NUT #8-32 STAINLESS	89129	89129	89129	89129	89129	89129	89129	89129	89129	89129	89129



Power Head Components – Front View – Parts List

Item	Part Description	Part Number										
		8047D	8048D	8049D	8050D	8051D	8066	8068	8068FL	8073	8073BF	8075
1	POWER HEAD ASSY (Complete Assembly)	8060	8061	8063	8064	8062	8067	8069	8069FL	8074	8074BF	8067
2	HIGH LIMIT CONTROL/CAPI	89007	89007	89007	89007	89007	89007	89007	89007	89007	89007	89007
3	THERMOSTAT BEZEL	89006	89006	89006	89006	89006	89006	89006	89006	89006	89006	89006
4	THERMOSTAT KNOB	89005	89005	89005	89005	89005	89005	89005	89005	89005	89005	89005
5	PILOT LIGHT	41033	41032	41032	41032	41033	41032	41032	41032	41032	41032	41032
6	BLACK GROMMET	101069	101069	101069	101069	101069	101069	101069	101069	101069	101069	101069
7	CAPILLARY TUBE RETAIN	89018	89018	89018	89018	89018	89018	89018	89018			
8	HEAT ELEMENT 120V,1800W	89010				89324						
	HEAT ELEMENT 230V,3000W		89011									
	HEAT ELEMENT 230V,4400W			89204								
	HEAT ELEMENT 230V,5500W				89304					89201	89203	
	HEAT ELEMENT, 230V, 5750W							89807	89844			
	HEAT ELEMENT 230V, 6500W						89804					89804
9	CAPILLARY BULB RETAINER	89000	89000	89000	89000	89000	89000	89000	89000	89000	89000	89000
10	8-32 X 3/8 PAN HD PH M/S	12389	12389	12389	12389	12389	12389	12389	12389	12389	12389	12389
11	HEX NUT #8-32 STAINLESS	89129	89129	89129	89129	89129	89129	89129	89129	89129	89129	89129



Power Head Components – Front View – Parts List

Item	Part Description	Part Number										
		8047D	8048D	8049D	8050D	8051D	8066	8068	8068FL	8073	8073BF	8075
1	POWER HEAD ASSY (Complete Assembly)	8060	8061	8063	8064	8062	8067	8069	8069FL	8074	8074BF	8067
2	HIGH LIMIT CONTROL/CAPI	89007	89007	89007	89007	89007	89007	89007	89007	89007	89007	89007
3	THERMOSTAT BEZEL	89006	89006	89006	89006	89006	89006	89006	89006	89006	89006	89006
4	THERMOSTAT KNOB	89005	89005	89005	89005	89005	89005	89005	89005	89005	89005	89005
5	PILOT LIGHT	41033	41032	41032	41032	41033	41032	41032	41032	41032	41032	41032
6	BLACK GROMMET	101069	101069	101069	101069	101069	101069	101069	101069	101069	101069	101069
7	CAPILLARY TUBE RETAIN	89018	89018	89018	89018	89018	89018	89018	89018			
8	HEAT ELEMENT 120V,1800W	89010				89324						
	HEAT ELEMENT 230V,3000W		89011									
	HEAT ELEMENT 230V,4400W			89204								
	HEAT ELEMENT 230V,5500W				89304					89201	89203	
	HEAT ELEMENT, 230V, 5750W							89807	89844			
	HEAT ELEMENT 230V, 6500W						89804					89804
9	CAPILLARY BULB RETAINER	89000	89000	89000	89000	89000	89000	89000	89000	89000	89000	89000
10	8-32 X 3/8 PAN HD PH M/S	12389	12389	12389	12389	12389	12389	12389	12389	12389	12389	12389
11	HEX NUT #8-32 STAINLESS	89129	89129	89129	89129	89129	89129	89129	89129	89129	89129	89129



Power Head Components – Front View – Parts List

Item	Part Description	Part Number										
		8047D	8048D	8049D	8050D	8051D	8066	8068	8068FL	8073	8073BF	8075
1	POWER HEAD ASSY (Complete Assembly)	8060	8061	8063	8064	8062	8067	8069	8069FL	8074	8074BF	8067
2	HIGH LIMIT CONTROL/CAPI	89007	89007	89007	89007	89007	89007	89007	89007	89007	89007	89007
3	THERMOSTAT BEZEL	89006	89006	89006	89006	89006	89006	89006	89006	89006	89006	89006
4	THERMOSTAT KNOB	89005	89005	89005	89005	89005	89005	89005	89005	89005	89005	89005
5	PILOT LIGHT	41033	41032	41032	41032	41033	41032	41032	41032	41032	41032	41032
6	BLACK GROMMET	101069	101069	101069	101069	101069	101069	101069	101069	101069	101069	101069
7	CAPILLARY TUBE RETAIN	89018	89018	89018	89018	89018	89018	89018	89018			
8	HEAT ELEMENT 120V,1800W	89010				89324						
	HEAT ELEMENT 230V,3000W		89011									
	HEAT ELEMENT 230V,4400W			89204								
	HEAT ELEMENT 230V,5500W				89304					89201	89203	
	HEAT ELEMENT, 230V, 5750W							89807	89844			
	HEAT ELEMENT 230V, 6500W						89804					89804
9	CAPILLARY BULB RETAINER	89000	89000	89000	89000	89000	89000	89000	89000	89000	89000	89000
10	8-32 X 3/8 PAN HD PH M/S	12389	12389	12389	12389	12389	12389	12389	12389	12389	12389	12389
11	HEX NUT #8-32 STAINLESS	89129	89129	89129	89129	89129	89129	89129	89129	89129	89129	89129



Power Head Components – Front View – Parts List

Item	Part Description	Part Number										
		8047D	8048D	8049D	8050D	8051D	8066	8068	8068FL	8073	8073BF	8075
1	POWER HEAD ASSY (Complete Assembly)	8060	8061	8063	8064	8062	8067	8069	8069FL	8074	8074BF	8067
2	HIGH LIMIT CONTROL/CAPI	89007	89007	89007	89007	89007	89007	89007	89007	89007	89007	89007
3	THERMOSTAT BEZEL	89006	89006	89006	89006	89006	89006	89006	89006	89006	89006	89006
4	THERMOSTAT KNOB	89005	89005	89005	89005	89005	89005	89005	89005	89005	89005	89005
5	PILOT LIGHT	41033	41032	41032	41032	41033	41032	41032	41032	41032	41032	41032
6	BLACK GROMMET	101069	101069	101069	101069	101069	101069	101069	101069	101069	101069	101069
7	CAPILLARY TUBE RETAIN	89018	89018	89018	89018	89018	89018	89018	89018			
8	HEAT ELEMENT 120V,1800W	89010				89324						
	HEAT ELEMENT 230V,3000W		89011									
	HEAT ELEMENT 230V,4400W			89204								
	HEAT ELEMENT 230V,5500W				89304					89201	89203	
	HEAT ELEMENT, 230V, 5750W							89807	89844			
	HEAT ELEMENT 230V, 6500W						89804					89804
9	CAPILLARY BULB RETAINER	89000	89000	89000	89000	89000	89000	89000	89000	89000	89000	89000
10	8-32 X 3/8 PAN HD PH M/S	12389	12389	12389	12389	12389	12389	12389	12389	12389	12389	12389
11	HEX NUT #8-32 STAINLESS	89129	89129	89129	89129	89129	89129	89129	89129	89129	89129	89129



Power Head Components – Front View – Parts List

Item	Part Description	Part Number										
		8047D	8048D	8049D	8050D	8051D	8066	8068	8068FL	8073	8073BF	8075
1	POWER HEAD ASSY (Complete Assembly)	8060	8061	8063	8064	8062	8067	8069	8069FL	8074	8074BF	8067
2	HIGH LIMIT CONTROL/CAPI	89007	89007	89007	89007	89007	89007	89007	89007	89007	89007	89007
3	THERMOSTAT BEZEL	89006	89006	89006	89006	89006	89006	89006	89006	89006	89006	89006
4	THERMOSTAT KNOB	89005	89005	89005	89005	89005	89005	89005	89005	89005	89005	89005
5	PILOT LIGHT	41033	41032	41032	41032	41033	41032	41032	41032	41032	41032	41032
6	BLACK GROMMET	101069	101069	101069	101069	101069	101069	101069	101069	101069	101069	101069
7	CAPILLARY TUBE RETAIN	89018	89018	89018	89018	89018	89018	89018	89018			
8	HEAT ELEMENT 120V,1800W	89010				89324						
	HEAT ELEMENT 230V,3000W		89011									
	HEAT ELEMENT 230V,4400W			89204								
	HEAT ELEMENT 230V,5500W				89304					89201	89203	
	HEAT ELEMENT, 230V, 5750W							89807	89844			
	HEAT ELEMENT 230V, 6500W						89804					89804
9	CAPILLARY BULB RETAINER	89000	89000	89000	89000	89000	89000	89000	89000	89000	89000	89000
10	8-32 X 3/8 PAN HD PH M/S	12389	12389	12389	12389	12389	12389	12389	12389	12389	12389	12389
11	HEX NUT #8-32 STAINLESS	89129	89129	89129	89129	89129	89129	89129	89129	89129	89129	89129



Power Head Components – Front View – Parts List

Item	Part Description	Part Number										
		8047D	8048D	8049D	8050D	8051D	8066	8068	8068FL	8073	8073BF	8075
1	POWER HEAD ASSY (Complete Assembly)	8060	8061	8063	8064	8062	8067	8069	8069FL	8074	8074BF	8067
2	HIGH LIMIT CONTROL/CAPI	89007	89007	89007	89007	89007	89007	89007	89007	89007	89007	89007
3	THERMOSTAT BEZEL	89006	89006	89006	89006	89006	89006	89006	89006	89006	89006	89006
4	THERMOSTAT KNOB	89005	89005	89005	89005	89005	89005	89005	89005	89005	89005	89005
5	PILOT LIGHT	41033	41032	41032	41032	41033	41032	41032	41032	41032	41032	41032
6	BLACK GROMMET	101069	101069	101069	101069	101069	101069	101069	101069	101069	101069	101069
7	CAPILLARY TUBE RETAIN	89018	89018	89018	89018	89018	89018	89018	89018			
8	HEAT ELEMENT 120V,1800W	89010				89324						
	HEAT ELEMENT 230V,3000W		89011									
	HEAT ELEMENT 230V,4400W			89204								
	HEAT ELEMENT 230V,5500W				89304					89201	89203	
	HEAT ELEMENT, 230V, 5750W							89807	89844			
	HEAT ELEMENT 230V, 6500W						89804					89804
9	CAPILLARY BULB RETAINER	89000	89000	89000	89000	89000	89000	89000	89000	89000	89000	89000
10	8-32 X 3/8 PAN HD PH M/S	12389	12389	12389	12389	12389	12389	12389	12389	12389	12389	12389
11	HEX NUT #8-32 STAINLESS	89129	89129	89129	89129	89129	89129	89129	89129	89129	89129	89129



Power Head Components – Front View – Parts List

Item	Part Description	Part Number										
		8047D	8048D	8049D	8050D	8051D	8066	8068	8068FL	8073	8073BF	8075
1	POWER HEAD ASSY (Complete Assembly)	8060	8061	8063	8064	8062	8067	8069	8069FL	8074	8074BF	8067
2	HIGH LIMIT CONTROL/CAPI	89007	89007	89007	89007	89007	89007	89007	89007	89007	89007	89007
3	THERMOSTAT BEZEL	89006	89006	89006	89006	89006	89006	89006	89006	89006	89006	89006
4	THERMOSTAT KNOB	89005	89005	89005	89005	89005	89005	89005	89005	89005	89005	89005
5	PILOT LIGHT	41033	41032	41032	41032	41033	41032	41032	41032	41032	41032	41032
6	BLACK GROMMET	101069	101069	101069	101069	101069	101069	101069	101069	101069	101069	101069
7	CAPILLARY TUBE RETAIN	89018	89018	89018	89018	89018	89018	89018	89018			
8	HEAT ELEMENT 120V,1800W	89010				89324						
	HEAT ELEMENT 230V,3000W		89011									
	HEAT ELEMENT 230V,4400W			89204								
	HEAT ELEMENT 230V,5500W				89304					89201	89203	
	HEAT ELEMENT, 230V, 5750W							89807	89844			
	HEAT ELEMENT 230V, 6500W						89804					89804
9	CAPILLARY BULB RETAINER	89000	89000	89000	89000	89000	89000	89000	89000	89000	89000	89000
10	8-32 X 3/8 PAN HD PH M/S	12389	12389	12389	12389	12389	12389	12389	12389	12389	12389	12389
11	HEX NUT #8-32 STAINLESS	89129	89129	89129	89129	89129	89129	89129	89129	89129	89129	89129



Power Head Components – Front View – Parts List

Item	Part Description	Part Number										
		8047D	8048D	8049D	8050D	8051D	8066	8068	8068FL	8073	8073BF	8075
1	POWER HEAD ASSY (Complete Assembly)	8060	8061	8063	8064	8062	8067	8069	8069FL	8074	8074BF	8067
2	HIGH LIMIT CONTROL/CAPI	89007	89007	89007	89007	89007	89007	89007	89007	89007	89007	89007
3	THERMOSTAT BEZEL	89006	89006	89006	89006	89006	89006	89006	89006	89006	89006	89006
4	THERMOSTAT KNOB	89005	89005	89005	89005	89005	89005	89005	89005	89005	89005	89005
5	PILOT LIGHT	41033	41032	41032	41032	41033	41032	41032	41032	41032	41032	41032
6	BLACK GROMMET	101069	101069	101069	101069	101069	101069	101069	101069	101069	101069	101069
7	CAPILLARY TUBE RETAIN	89018	89018	89018	89018	89018	89018	89018	89018			
8	HEAT ELEMENT 120V,1800W	89010				89324						
	HEAT ELEMENT 230V,3000W		89011									
	HEAT ELEMENT 230V,4400W			89204								
	HEAT ELEMENT 230V,5500W				89304					89201	89203	
	HEAT ELEMENT, 230V, 5750W							89807	89844			
	HEAT ELEMENT 230V, 6500W						89804					89804
9	CAPILLARY BULB RETAINER	89000	89000	89000	89000	89000	89000	89000	89000	89000	89000	89000
10	8-32 X 3/8 PAN HD PH M/S	12389	12389	12389	12389	12389	12389	12389	12389	12389	12389	12389
11	HEX NUT #8-32 STAINLESS	89129	89129	89129	89129	89129	89129	89129	89129	89129	89129	89129



Power Head Components – Front View – Parts List

Item	Part Description	Part Number										
		8047D	8048D	8049D	8050D	8051D	8066	8068	8068FL	8073	8073BF	8075
1	POWER HEAD ASSY (Complete Assembly)	8060	8061	8063	8064	8062	8067	8069	8069FL	8074	8074BF	8067
2	HIGH LIMIT CONTROL/CAPI	89007	89007	89007	89007	89007	89007	89007	89007	89007	89007	89007
3	THERMOSTAT BEZEL	89006	89006	89006	89006	89006	89006	89006	89006	89006	89006	89006
4	THERMOSTAT KNOB	89005	89005	89005	89005	89005	89005	89005	89005	89005	89005	89005
5	PILOT LIGHT	41033	41032	41032	41032	41033	41032	41032	41032	41032	41032	41032
6	BLACK GROMMET	101069	101069	101069	101069	101069	101069	101069	101069	101069	101069	101069
7	CAPILLARY TUBE RETAIN	89018	89018	89018	89018	89018	89018	89018	89018			
8	HEAT ELEMENT 120V,1800W	89010				89324						
	HEAT ELEMENT 230V,3000W		89011									
	HEAT ELEMENT 230V,4400W			89204								
	HEAT ELEMENT 230V,5500W				89304					89201	89203	
	HEAT ELEMENT, 230V, 5750W							89807	89844			
	HEAT ELEMENT 230V, 6500W						89804					89804
9	CAPILLARY BULB RETAINER	89000	89000	89000	89000	89000	89000	89000	89000	89000	89000	89000
10	8-32 X 3/8 PAN HD PH M/S	12389	12389	12389	12389	12389	12389	12389	12389	12389	12389	12389
11	HEX NUT #8-32 STAINLESS	89129	89129	89129	89129	89129	89129	89129	89129	89129	89129	89129



Power Head Components – Front View – Parts List

Item	Part Description	Part Number										
		8047D	8048D	8049D	8050D	8051D	8066	8068	8068FL	8073	8073BF	8075
1	POWER HEAD ASSY (Complete Assembly)	8060	8061	8063	8064	8062	8067	8069	8069FL	8074	8074BF	8067
2	HIGH LIMIT CONTROL/CAPI	89007	89007	89007	89007	89007	89007	89007	89007	89007	89007	89007
3	THERMOSTAT BEZEL	89006	89006	89006	89006	89006	89006	89006	89006	89006	89006	89006
4	THERMOSTAT KNOB	89005	89005	89005	89005	89005	89005	89005	89005	89005	89005	89005
5	PILOT LIGHT	41033	41032	41032	41032	41033	41032	41032	41032	41032	41032	41032
6	BLACK GROMMET	101069	101069	101069	101069	101069	101069	101069	101069	101069	101069	101069
7	CAPILLARY TUBE RETAIN	89018	89018	89018	89018	89018	89018	89018	89018			
8	HEAT ELEMENT 120V,1800W	89010				89324						
	HEAT ELEMENT 230V,3000W		89011									
	HEAT ELEMENT 230V,4400W			89204								
	HEAT ELEMENT 230V,5500W				89304					89201	89203	
	HEAT ELEMENT, 230V, 5750W							89807	89844			
	HEAT ELEMENT 230V, 6500W						89804					89804
9	CAPILLARY BULB RETAINER	89000	89000	89000	89000	89000	89000	89000	89000	89000	89000	89000
10	8-32 X 3/8 PAN HD PH M/S	12389	12389	12389	12389	12389	12389	12389	12389	12389	12389	12389
11	HEX NUT #8-32 STAINLESS	89129	89129	89129	89129	89129	89129	89129	89129	89129	89129	89129



Power Head Components – Front View – Parts List

Item	Part Description	Part Number										
		8047D	8048D	8049D	8050D	8051D	8066	8068	8068FL	8073	8073BF	8075
1	POWER HEAD ASSY (Complete Assembly)	8060	8061	8063	8064	8062	8067	8069	8069FL	8074	8074BF	8067
2	HIGH LIMIT CONTROL/CAPI	89007	89007	89007	89007	89007	89007	89007	89007	89007	89007	89007
3	THERMOSTAT BEZEL	89006	89006	89006	89006	89006	89006	89006	89006	89006	89006	89006
4	THERMOSTAT KNOB	89005	89005	89005	89005	89005	89005	89005	89005	89005	89005	89005
5	PILOT LIGHT	41033	41032	41032	41032	41033	41032	41032	41032	41032	41032	41032
6	BLACK GROMMET	101069	101069	101069	101069	101069	101069	101069	101069	101069	101069	101069
7	CAPILLARY TUBE RETAIN	89018	89018	89018	89018	89018	89018	89018	89018			
8	HEAT ELEMENT 120V,1800W	89010				89324						
	HEAT ELEMENT 230V,3000W		89011									
	HEAT ELEMENT 230V,4400W			89204								
	HEAT ELEMENT 230V,5500W				89304					89201	89203	
	HEAT ELEMENT, 230V, 5750W							89807	89844			
	HEAT ELEMENT 230V, 6500W						89804					89804
9	CAPILLARY BULB RETAINER	89000	89000	89000	89000	89000	89000	89000	89000	89000	89000	89000
10	8-32 X 3/8 PAN HD PH M/S	12389	12389	12389	12389	12389	12389	12389	12389	12389	12389	12389
11	HEX NUT #8-32 STAINLESS	89129	89129	89129	89129	89129	89129	89129	89129	89129	89129	89129



Power Head Components – Front View – Parts List

Item	Part Description	Part Number										
		8047D	8048D	8049D	8050D	8051D	8066	8068	8068FL	8073	8073BF	8075
1	POWER HEAD ASSY (Complete Assembly)	8060	8061	8063	8064	8062	8067	8069	8069FL	8074	8074BF	8067
2	HIGH LIMIT CONTROL/CAPI	89007	89007	89007	89007	89007	89007	89007	89007	89007	89007	89007
3	THERMOSTAT BEZEL	89006	89006	89006	89006	89006	89006	89006	89006	89006	89006	89006
4	THERMOSTAT KNOB	89005	89005	89005	89005	89005	89005	89005	89005	89005	89005	89005
5	PILOT LIGHT	41033	41032	41032	41032	41033	41032	41032	41032	41032	41032	41032
6	BLACK GROMMET	101069	101069	101069	101069	101069	101069	101069	101069	101069	101069	101069
7	CAPILLARY TUBE RETAIN	89018	89018	89018	89018	89018	89018	89018	89018			
8	HEAT ELEMENT 120V,1800W	89010				89324						
	HEAT ELEMENT 230V,3000W		89011									
	HEAT ELEMENT 230V,4400W			89204								
	HEAT ELEMENT 230V,5500W				89304					89201	89203	
	HEAT ELEMENT, 230V, 5750W							89807	89844			
	HEAT ELEMENT 230V, 6500W						89804					89804
9	CAPILLARY BULB RETAINER	89000	89000	89000	89000	89000	89000	89000	89000	89000	89000	89000
10	8-32 X 3/8 PAN HD PH M/S	12389	12389	12389	12389	12389	12389	12389	12389	12389	12389	12389
11	HEX NUT #8-32 STAINLESS	89129	89129	89129	89129	89129	89129	89129	89129	89129	89129	89129



Power Head Components – Front View – Parts List

Item	Part Description	Part Number										
		8047D	8048D	8049D	8050D	8051D	8066	8068	8068FL	8073	8073BF	8075
1	POWER HEAD ASSY (Complete Assembly)	8060	8061	8063	8064	8062	8067	8069	8069FL	8074	8074BF	8067
2	HIGH LIMIT CONTROL/CAPI	89007	89007	89007	89007	89007	89007	89007	89007	89007	89007	89007
3	THERMOSTAT BEZEL	89006	89006	89006	89006	89006	89006	89006	89006	89006	89006	89006
4	THERMOSTAT KNOB	89005	89005	89005	89005	89005	89005	89005	89005	89005	89005	89005
5	PILOT LIGHT	41033	41032	41032	41032	41033	41032	41032	41032	41032	41032	41032
6	BLACK GROMMET	101069	101069	101069	101069	101069	101069	101069	101069	101069	101069	101069
7	CAPILLARY TUBE RETAIN	89018	89018	89018	89018	89018	89018	89018	89018			
8	HEAT ELEMENT 120V,1800W	89010				89324						
	HEAT ELEMENT 230V,3000W		89011									
	HEAT ELEMENT 230V,4400W			89204								
	HEAT ELEMENT 230V,5500W				89304					89201	89203	
	HEAT ELEMENT, 230V, 5750W							89807	89844			
	HEAT ELEMENT 230V, 6500W						89804					89804
9	CAPILLARY BULB RETAINER	89000	89000	89000	89000	89000	89000	89000	89000	89000	89000	89000
10	8-32 X 3/8 PAN HD PH M/S	12389	12389	12389	12389	12389	12389	12389	12389	12389	12389	12389
11	HEX NUT #8-32 STAINLESS	89129	89129	89129	89129	89129	89129	89129	89129	89129	89129	89129



Power Head Components – Front View – Parts List

Item	Part Description	Part Number										
		8047D	8048D	8049D	8050D	8051D	8066	8068	8068FL	8073	8073BF	8075
1	POWER HEAD ASSY (Complete Assembly)	8060	8061	8063	8064	8062	8067	8069	8069FL	8074	8074BF	8067
2	HIGH LIMIT CONTROL/CAPI	89007	89007	89007	89007	89007	89007	89007	89007	89007	89007	89007
3	THERMOSTAT BEZEL	89006	89006	89006	89006	89006	89006	89006	89006	89006	89006	89006
4	THERMOSTAT KNOB	89005	89005	89005	89005	89005	89005	89005	89005	89005	89005	89005
5	PILOT LIGHT	41033	41032	41032	41032	41033	41032	41032	41032	41032	41032	41032
6	BLACK GROMMET	101069	101069	101069	101069	101069	101069	101069	101069	101069	101069	101069
7	CAPILLARY TUBE RETAIN	89018	89018	89018	89018	89018	89018	89018	89018			
8	HEAT ELEMENT 120V,1800W	89010				89324						
	HEAT ELEMENT 230V,3000W		89011									
	HEAT ELEMENT 230V,4400W			89204								
	HEAT ELEMENT 230V,5500W				89304					89201	89203	
	HEAT ELEMENT, 230V, 5750W							89807	89844			
	HEAT ELEMENT 230V, 6500W						89804					89804
9	CAPILLARY BULB RETAINER	89000	89000	89000	89000	89000	89000	89000	89000	89000	89000	89000
10	8-32 X 3/8 PAN HD PH M/S	12389	12389	12389	12389	12389	12389	12389	12389	12389	12389	12389
11	HEX NUT #8-32 STAINLESS	89129	89129	89129	89129	89129	89129	89129	89129	89129	89129	89129



Power Head Components – Front View – Parts List

Item	Part Description	Part Number										
		8047D	8048D	8049D	8050D	8051D	8066	8068	8068FL	8073	8073BF	8075
1	POWER HEAD ASSY (Complete Assembly)	8060	8061	8063	8064	8062	8067	8069	8069FL	8074	8074BF	8067
2	HIGH LIMIT CONTROL/CAPI	89007	89007	89007	89007	89007	89007	89007	89007	89007	89007	89007
3	THERMOSTAT BEZEL	89006	89006	89006	89006	89006	89006	89006	89006	89006	89006	89006
4	THERMOSTAT KNOB	89005	89005	89005	89005	89005	89005	89005	89005	89005	89005	89005
5	PILOT LIGHT	41033	41032	41032	41032	41033	41032	41032	41032	41032	41032	41032
6	BLACK GROMMET	101069	101069	101069	101069	101069	101069	101069	101069	101069	101069	101069
7	CAPILLARY TUBE RETAIN	89018	89018	89018	89018	89018	89018	89018	89018			
8	HEAT ELEMENT 120V,1800W	89010				89324						
	HEAT ELEMENT 230V,3000W		89011									
	HEAT ELEMENT 230V,4400W			89204								
	HEAT ELEMENT 230V,5500W				89304					89201	89203	
	HEAT ELEMENT, 230V, 5750W							89807	89844			
	HEAT ELEMENT 230V, 6500W						89804					89804
9	CAPILLARY BULB RETAINER	89000	89000	89000	89000	89000	89000	89000	89000	89000	89000	89000
10	8-32 X 3/8 PAN HD PH M/S	12389	12389	12389	12389	12389	12389	12389	12389	12389	12389	12389
11	HEX NUT #8-32 STAINLESS	89129	89129	89129	89129	89129	89129	89129	89129	89129	89129	89129



Power Head Components – Front View – Parts List

Item	Part Description	Part Number										
		8047D	8048D	8049D	8050D	8051D	8066	8068	8068FL	8073	8073BF	8075
1	POWER HEAD ASSY (Complete Assembly)	8060	8061	8063	8064	8062	8067	8069	8069FL	8074	8074BF	8067
2	HIGH LIMIT CONTROL/CAPI	89007	89007	89007	89007	89007	89007	89007	89007	89007	89007	89007
3	THERMOSTAT BEZEL	89006	89006	89006	89006	89006	89006	89006	89006	89006	89006	89006
4	THERMOSTAT KNOB	89005	89005	89005	89005	89005	89005	89005	89005	89005	89005	89005
5	PILOT LIGHT	41033	41032	41032	41032	41033	41032	41032	41032	41032	41032	41032
6	BLACK GROMMET	101069	101069	101069	101069	101069	101069	101069	101069	101069	101069	101069
7	CAPILLARY TUBE RETAIN	89018	89018	89018	89018	89018	89018	89018	89018			
8	HEAT ELEMENT 120V,1800W	89010				89324						
	HEAT ELEMENT 230V,3000W		89011									
	HEAT ELEMENT 230V,4400W			89204								
	HEAT ELEMENT 230V,5500W				89304					89201	89203	
	HEAT ELEMENT, 230V, 5750W							89807	89844			
	HEAT ELEMENT 230V, 6500W						89804					89804
9	CAPILLARY BULB RETAINER	89000	89000	89000	89000	89000	89000	89000	89000	89000	89000	89000
10	8-32 X 3/8 PAN HD PH M/S	12389	12389	12389	12389	12389	12389	12389	12389	12389	12389	12389
11	HEX NUT #8-32 STAINLESS	89129	89129	89129	89129	89129	89129	89129	89129	89129	89129	89129



Power Head Components – Front View – Parts List

Item	Part Description	Part Number										
		8047D	8048D	8049D	8050D	8051D	8066	8068	8068FL	8073	8073BF	8075
1	POWER HEAD ASSY (Complete Assembly)	8060	8061	8063	8064	8062	8067	8069	8069FL	8074	8074BF	8067
2	HIGH LIMIT CONTROL/CAPI	89007	89007	89007	89007	89007	89007	89007	89007	89007	89007	89007
3	THERMOSTAT BEZEL	89006	89006	89006	89006	89006	89006	89006	89006	89006	89006	89006
4	THERMOSTAT KNOB	89005	89005	89005	89005	89005	89005	89005	89005	89005	89005	89005
5	PILOT LIGHT	41033	41032	41032	41032	41033	41032	41032	41032	41032	41032	41032
6	BLACK GROMMET	101069	101069	101069	101069	101069	101069	101069	101069	101069	101069	101069
7	CAPILLARY TUBE RETAIN	89018	89018	89018	89018	89018	89018	89018	89018			
8	HEAT ELEMENT 120V,1800W	89010				89324						
	HEAT ELEMENT 230V,3000W		89011									
	HEAT ELEMENT 230V,4400W			89204								
	HEAT ELEMENT 230V,5500W				89304					89201	89203	
	HEAT ELEMENT, 230V, 5750W							89807	89844			
	HEAT ELEMENT 230V, 6500W						89804					89804
9	CAPILLARY BULB RETAINER	89000	89000	89000	89000	89000	89000	89000	89000	89000	89000	89000
10	8-32 X 3/8 PAN HD PH M/S	12389	12389	12389	12389	12389	12389	12389	12389	12389	12389	12389
11	HEX NUT #8-32 STAINLESS	89129	89129	89129	89129	89129	89129	89129	89129	89129	89129	89129



Power Head Components – Front View – Parts List

Item	Part Description	Part Number										
		8047D	8048D	8049D	8050D	8051D	8066	8068	8068FL	8073	8073BF	8075
1	POWER HEAD ASSY (Complete Assembly)	8060	8061	8063	8064	8062	8067	8069	8069FL	8074	8074BF	8067
2	HIGH LIMIT CONTROL/CAPI	89007	89007	89007	89007	89007	89007	89007	89007	89007	89007	89007
3	THERMOSTAT BEZEL	89006	89006	89006	89006	89006	89006	89006	89006	89006	89006	89006
4	THERMOSTAT KNOB	89005	89005	89005	89005	89005	89005	89005	89005	89005	89005	89005
5	PILOT LIGHT	41033	41032	41032	41032	41033	41032	41032	41032	41032	41032	41032
6	BLACK GROMMET	101069	101069	101069	101069	101069	101069	101069	101069	101069	101069	101069
7	CAPILLARY TUBE RETAIN	89018	89018	89018	89018	89018	89018	89018	89018			
8	HEAT ELEMENT 120V,1800W	89010				89324						
	HEAT ELEMENT 230V,3000W		89011									
	HEAT ELEMENT 230V,4400W			89204								
	HEAT ELEMENT 230V,5500W				89304					89201	89203	
	HEAT ELEMENT, 230V, 5750W							89807	89844			
	HEAT ELEMENT 230V, 6500W						89804					89804
9	CAPILLARY BULB RETAINER	89000	89000	89000	89000	89000	89000	89000	89000	89000	89000	89000
10	8-32 X 3/8 PAN HD PH M/S	12389	12389	12389	12389	12389	12389	12389	12389	12389	12389	12389
11	HEX NUT #8-32 STAINLESS	89129	89129	89129	89129	89129	89129	89129	89129	89129	89129	89129



Power Head Components – Front View – Parts List

Item	Part Description	Part Number										
		8047D	8048D	8049D	8050D	8051D	8066	8068	8068FL	8073	8073BF	8075
1	POWER HEAD ASSY (Complete Assembly)	8060	8061	8063	8064	8062	8067	8069	8069FL	8074	8074BF	8067
2	HIGH LIMIT CONTROL/CAPI	89007	89007	89007	89007	89007	89007	89007	89007	89007	89007	89007
3	THERMOSTAT BEZEL	89006	89006	89006	89006	89006	89006	89006	89006	89006	89006	89006
4	THERMOSTAT KNOB	89005	89005	89005	89005	89005	89005	89005	89005	89005	89005	89005
5	PILOT LIGHT	41033	41032	41032	41032	41033	41032	41032	41032	41032	41032	41032
6	BLACK GROMMET	101069	101069	101069	101069	101069	101069	101069	101069	101069	101069	101069
7	CAPILLARY TUBE RETAIN	89018	89018	89018	89018	89018	89018	89018	89018			
8	HEAT ELEMENT 120V,1800W	89010				89324						
	HEAT ELEMENT 230V,3000W		89011									
	HEAT ELEMENT 230V,4400W			89204								
	HEAT ELEMENT 230V,5500W				89304					89201	89203	
	HEAT ELEMENT, 230V, 5750W							89807	89844			
	HEAT ELEMENT 230V, 6500W						89804					89804
9	CAPILLARY BULB RETAINER	89000	89000	89000	89000	89000	89000	89000	89000	89000	89000	89000
10	8-32 X 3/8 PAN HD PH M/S	12389	12389	12389	12389	12389	12389	12389	12389	12389	12389	12389
11	HEX NUT #8-32 STAINLESS	89129	89129	89129	89129	89129	89129	89129	89129	89129	89129	89129



Power Head Components – Front View – Parts List

Item	Part Description	Part Number										
		8047D	8048D	8049D	8050D	8051D	8066	8068	8068FL	8073	8073BF	8075
1	POWER HEAD ASSY (Complete Assembly)	8060	8061	8063	8064	8062	8067	8069	8069FL	8074	8074BF	8067
2	HIGH LIMIT CONTROL/CAPI	89007	89007	89007	89007	89007	89007	89007	89007	89007	89007	89007
3	THERMOSTAT BEZEL	89006	89006	89006	89006	89006	89006	89006	89006	89006	89006	89006
4	THERMOSTAT KNOB	89005	89005	89005	89005	89005	89005	89005	89005	89005	89005	89005
5	PILOT LIGHT	41033	41032	41032	41032	41033	41032	41032	41032	41032	41032	41032
6	BLACK GROMMET	101069	101069	101069	101069	101069	101069	101069	101069	101069	101069	101069
7	CAPILLARY TUBE RETAIN	89018	89018	89018	89018	89018	89018	89018	89018			
8	HEAT ELEMENT 120V,1800W	89010				89324						
	HEAT ELEMENT 230V,3000W		89011									
	HEAT ELEMENT 230V,4400W			89204								
	HEAT ELEMENT 230V,5500W				89304					89201	89203	
	HEAT ELEMENT, 230V, 5750W							89807	89844			
	HEAT ELEMENT 230V, 6500W						89804					89804
9	CAPILLARY BULB RETAINER	89000	89000	89000	89000	89000	89000	89000	89000	89000	89000	89000
10	8-32 X 3/8 PAN HD PH M/S	12389	12389	12389	12389	12389	12389	12389	12389	12389	12389	12389
11	HEX NUT #8-32 STAINLESS	89129	89129	89129	89129	89129	89129	89129	89129	89129	89129	89129



Power Head Components – Front View – Parts List

Item	Part Description	Part Number										
		8047D	8048D	8049D	8050D	8051D	8066	8068	8068FL	8073	8073BF	8075
1	POWER HEAD ASSY (Complete Assembly)	8060	8061	8063	8064	8062	8067	8069	8069FL	8074	8074BF	8067
2	HIGH LIMIT CONTROL/CAPI	89007	89007	89007	89007	89007	89007	89007	89007	89007	89007	89007
3	THERMOSTAT BEZEL	89006	89006	89006	89006	89006	89006	89006	89006	89006	89006	89006
4	THERMOSTAT KNOB	89005	89005	89005	89005	89005	89005	89005	89005	89005	89005	89005
5	PILOT LIGHT	41033	41032	41032	41032	41033	41032	41032	41032	41032	41032	41032
6	BLACK GROMMET	101069	101069	101069	101069	101069	101069	101069	101069	101069	101069	101069
7	CAPILLARY TUBE RETAIN	89018	89018	89018	89018	89018	89018	89018	89018			
8	HEAT ELEMENT 120V,1800W	89010				89324						
	HEAT ELEMENT 230V,3000W		89011									
	HEAT ELEMENT 230V,4400W			89204								
	HEAT ELEMENT 230V,5500W				89304					89201	89203	
	HEAT ELEMENT, 230V, 5750W							89807	89844			
	HEAT ELEMENT 230V, 6500W						89804					89804
9	CAPILLARY BULB RETAINER	89000	89000	89000	89000	89000	89000	89000	89000	89000	89000	89000
10	8-32 X 3/8 PAN HD PH M/S	12389	12389	12389	12389	12389	12389	12389	12389	12389	12389	12389
11	HEX NUT #8-32 STAINLESS	89129	89129	89129	89129	89129	89129	89129	89129	89129	89129	89129



Power Head Components – Front View – Parts List

Item	Part Description	Part Number										
		8047D	8048D	8049D	8050D	8051D	8066	8068	8068FL	8073	8073BF	8075
1	POWER HEAD ASSY (Complete Assembly)	8060	8061	8063	8064	8062	8067	8069	8069FL	8074	8074BF	8067
2	HIGH LIMIT CONTROL/CAPI	89007	89007	89007	89007	89007	89007	89007	89007	89007	89007	89007
3	THERMOSTAT BEZEL	89006	89006	89006	89006	89006	89006	89006	89006	89006	89006	89006
4	THERMOSTAT KNOB	89005	89005	89005	89005	89005	89005	89005	89005	89005	89005	89005
5	PILOT LIGHT	41033	41032	41032	41032	41033	41032	41032	41032	41032	41032	41032
6	BLACK GROMMET	101069	101069	101069	101069	101069	101069	101069	101069	101069	101069	101069
7	CAPILLARY TUBE RETAIN	89018	89018	89018	89018	89018	89018	89018	89018			
8	HEAT ELEMENT 120V,1800W	89010				89324						
	HEAT ELEMENT 230V,3000W		89011									
	HEAT ELEMENT 230V,4400W			89204								
	HEAT ELEMENT 230V,5500W				89304					89201	89203	
	HEAT ELEMENT, 230V, 5750W							89807	89844			
	HEAT ELEMENT 230V, 6500W						89804					89804
9	CAPILLARY BULB RETAINER	89000	89000	89000	89000	89000	89000	89000	89000	89000	89000	89000
10	8-32 X 3/8 PAN HD PH M/S	12389	12389	12389	12389	12389	12389	12389	12389	12389	12389	12389
11	HEX NUT #8-32 STAINLESS	89129	89129	89129	89129	89129	89129	89129	89129	89129	89129	89129



Power Head Components – Front View – Parts List

Item	Part Description	Part Number										
		8047D	8048D	8049D	8050D	8051D	8066	8068	8068FL	8073	8073BF	8075
1	POWER HEAD ASSY (Complete Assembly)	8060	8061	8063	8064	8062	8067	8069	8069FL	8074	8074BF	8067
2	HIGH LIMIT CONTROL/CAPI	89007	89007	89007	89007	89007	89007	89007	89007	89007	89007	89007
3	THERMOSTAT BEZEL	89006	89006	89006	89006	89006	89006	89006	89006	89006	89006	89006
4	THERMOSTAT KNOB	89005	89005	89005	89005	89005	89005	89005	89005	89005	89005	89005
5	PILOT LIGHT	41033	41032	41032	41032	41033	41032	41032	41032	41032	41032	41032
6	BLACK GROMMET	101069	101069	101069	101069	101069	101069	101069	101069	101069	101069	101069
7	CAPILLARY TUBE RETAIN	89018	89018	89018	89018	89018	89018	89018	89018			
8	HEAT ELEMENT 120V,1800W	89010				89324						
	HEAT ELEMENT 230V,3000W		89011									
	HEAT ELEMENT 230V,4400W			89204								
	HEAT ELEMENT 230V,5500W				89304					89201	89203	
	HEAT ELEMENT, 230V, 5750W							89807	89844			
	HEAT ELEMENT 230V, 6500W						89804					89804
9	CAPILLARY BULB RETAINER	89000	89000	89000	89000	89000	89000	89000	89000	89000	89000	89000
10	8-32 X 3/8 PAN HD PH M/S	12389	12389	12389	12389	12389	12389	12389	12389	12389	12389	12389
11	HEX NUT #8-32 STAINLESS	89129	89129	89129	89129	89129	89129	89129	89129	89129	89129	89129



Power Head Components – Front View – Parts List

Item	Part Description	Part Number										
		8047D	8048D	8049D	8050D	8051D	8066	8068	8068FL	8073	8073BF	8075
1	POWER HEAD ASSY (Complete Assembly)	8060	8061	8063	8064	8062	8067	8069	8069FL	8074	8074BF	8067
2	HIGH LIMIT CONTROL/CAPI	89007	89007	89007	89007	89007	89007	89007	89007	89007	89007	89007
3	THERMOSTAT BEZEL	89006	89006	89006	89006	89006	89006	89006	89006	89006	89006	89006
4	THERMOSTAT KNOB	89005	89005	89005	89005	89005	89005	89005	89005	89005	89005	89005
5	PILOT LIGHT	41033	41032	41032	41032	41033	41032	41032	41032	41032	41032	41032
6	BLACK GROMMET	101069	101069	101069	101069	101069	101069	101069	101069	101069	101069	101069
7	CAPILLARY TUBE RETAIN	89018	89018	89018	89018	89018	89018	89018	89018			
8	HEAT ELEMENT 120V,1800W	89010				89324						
	HEAT ELEMENT 230V,3000W		89011									
	HEAT ELEMENT 230V,4400W			89204								
	HEAT ELEMENT 230V,5500W				89304					89201	89203	
	HEAT ELEMENT, 230V, 5750W							89807	89844			
	HEAT ELEMENT 230V, 6500W						89804					89804
9	CAPILLARY BULB RETAINER	89000	89000	89000	89000	89000	89000	89000	89000	89000	89000	89000
10	8-32 X 3/8 PAN HD PH M/S	12389	12389	12389	12389	12389	12389	12389	12389	12389	12389	12389
11	HEX NUT #8-32 STAINLESS	89129	89129	89129	89129	89129	89129	89129	89129	89129	89129	89129



Power Head Components – Front View – Parts List

Item	Part Description	Part Number										
		8047D	8048D	8049D	8050D	8051D	8066	8068	8068FL	8073	8073BF	8075
1	POWER HEAD ASSY (Complete Assembly)	8060	8061	8063	8064	8062	8067	8069	8069FL	8074	8074BF	8067
2	HIGH LIMIT CONTROL/CAPI	89007	89007	89007	89007	89007	89007	89007	89007	89007	89007	89007
3	THERMOSTAT BEZEL	89006	89006	89006	89006	89006	89006	89006	89006	89006	89006	89006
4	THERMOSTAT KNOB	89005	89005	89005	89005	89005	89005	89005	89005	89005	89005	89005
5	PILOT LIGHT	41033	41032	41032	41032	41033	41032	41032	41032	41032	41032	41032
6	BLACK GROMMET	101069	101069	101069	101069	101069	101069	101069	101069	101069	101069	101069
7	CAPILLARY TUBE RETAIN	89018	89018	89018	89018	89018	89018	89018	89018			
8	HEAT ELEMENT 120V,1800W	89010				89324						
	HEAT ELEMENT 230V,3000W		89011									
	HEAT ELEMENT 230V,4400W			89204								
	HEAT ELEMENT 230V,5500W				89304					89201	89203	
	HEAT ELEMENT, 230V, 5750W							89807	89844			
	HEAT ELEMENT 230V, 6500W						89804					89804
9	CAPILLARY BULB RETAINER	89000	89000	89000	89000	89000	89000	89000	89000	89000	89000	89000
10	8-32 X 3/8 PAN HD PH M/S	12389	12389	12389	12389	12389	12389	12389	12389	12389	12389	12389
11	HEX NUT #8-32 STAINLESS	89129	89129	89129	89129	89129	89129	89129	89129	89129	89129	89129



Power Head Components – Front View – Parts List

Item	Part Description	Part Number										
		8047D	8048D	8049D	8050D	8051D	8066	8068	8068FL	8073	8073BF	8075
1	POWER HEAD ASSY (Complete Assembly)	8060	8061	8063	8064	8062	8067	8069	8069FL	8074	8074BF	8067
2	HIGH LIMIT CONTROL/CAPI	89007	89007	89007	89007	89007	89007	89007	89007	89007	89007	89007
3	THERMOSTAT BEZEL	89006	89006	89006	89006	89006	89006	89006	89006	89006	89006	89006
4	THERMOSTAT KNOB	89005	89005	89005	89005	89005	89005	89005	89005	89005	89005	89005
5	PILOT LIGHT	41033	41032	41032	41032	41033	41032	41032	41032	41032	41032	41032
6	BLACK GROMMET	101069	101069	101069	101069	101069	101069	101069	101069	101069	101069	101069
7	CAPILLARY TUBE RETAIN	89018	89018	89018	89018	89018	89018	89018	89018			
8	HEAT ELEMENT 120V,1800W	89010				89324						
	HEAT ELEMENT 230V,3000W		89011									
	HEAT ELEMENT 230V,4400W			89204								
	HEAT ELEMENT 230V,5500W				89304					89201	89203	
	HEAT ELEMENT, 230V, 5750W							89807	89844			
	HEAT ELEMENT 230V, 6500W						89804					89804
9	CAPILLARY BULB RETAINER	89000	89000	89000	89000	89000	89000	89000	89000	89000	89000	89000
10	8-32 X 3/8 PAN HD PH M/S	12389	12389	12389	12389	12389	12389	12389	12389	12389	12389	12389
11	HEX NUT #8-32 STAINLESS	89129	89129	89129	89129	89129	89129	89129	89129	89129	89129	89129



Power Head Components – Front View – Parts List

Item	Part Description	Part Number										
		8047D	8048D	8049D	8050D	8051D	8066	8068	8068FL	8073	8073BF	8075
1	POWER HEAD ASSY (Complete Assembly)	8060	8061	8063	8064	8062	8067	8069	8069FL	8074	8074BF	8067
2	HIGH LIMIT CONTROL/CAPI	89007	89007	89007	89007	89007	89007	89007	89007	89007	89007	89007
3	THERMOSTAT BEZEL	89006	89006	89006	89006	89006	89006	89006	89006	89006	89006	89006
4	THERMOSTAT KNOB	89005	89005	89005	89005	89005	89005	89005	89005	89005	89005	89005
5	PILOT LIGHT	41033	41032	41032	41032	41033	41032	41032	41032	41032	41032	41032
6	BLACK GROMMET	101069	101069	101069	101069	101069	101069	101069	101069	101069	101069	101069
7	CAPILLARY TUBE RETAIN	89018	89018	89018	89018	89018	89018	89018	89018			
8	HEAT ELEMENT 120V,1800W	89010				89324						
	HEAT ELEMENT 230V,3000W		89011									
	HEAT ELEMENT 230V,4400W			89204								
	HEAT ELEMENT 230V,5500W				89304					89201	89203	
	HEAT ELEMENT, 230V, 5750W							89807	89844			
	HEAT ELEMENT 230V, 6500W						89804					89804
9	CAPILLARY BULB RETAINER	89000	89000	89000	89000	89000	89000	89000	89000	89000	89000	89000
10	8-32 X 3/8 PAN HD PH M/S	12389	12389	12389	12389	12389	12389	12389	12389	12389	12389	12389
11	HEX NUT #8-32 STAINLESS	89129	89129	89129	89129	89129	89129	89129	89129	89129	89129	89129



Power Head Components – Front View – Parts List

Item	Part Description	Part Number										
		8047D	8048D	8049D	8050D	8051D	8066	8068	8068FL	8073	8073BF	8075
1	POWER HEAD ASSY (Complete Assembly)	8060	8061	8063	8064	8062	8067	8069	8069FL	8074	8074BF	8067
2	HIGH LIMIT CONTROL/CAPI	89007	89007	89007	89007	89007	89007	89007	89007	89007	89007	89007
3	THERMOSTAT BEZEL	89006	89006	89006	89006	89006	89006	89006	89006	89006	89006	89006
4	THERMOSTAT KNOB	89005	89005	89005	89005	89005	89005	89005	89005	89005	89005	89005
5	PILOT LIGHT	41033	41032	41032	41032	41033	41032	41032	41032	41032	41032	41032
6	BLACK GROMMET	101069	101069	101069	101069	101069	101069	101069	101069	101069	101069	101069
7	CAPILLARY TUBE RETAIN	89018	89018	89018	89018	89018	89018	89018	89018			
8	HEAT ELEMENT 120V,1800W	89010				89324						
	HEAT ELEMENT 230V,3000W		89011									
	HEAT ELEMENT 230V,4400W			89204								
	HEAT ELEMENT 230V,5500W				89304					89201	89203	
	HEAT ELEMENT, 230V, 5750W							89807	89844			
	HEAT ELEMENT 230V, 6500W						89804					89804
9	CAPILLARY BULB RETAINER	89000	89000	89000	89000	89000	89000	89000	89000	89000	89000	89000
10	8-32 X 3/8 PAN HD PH M/S	12389	12389	12389	12389	12389	12389	12389	12389	12389	12389	12389
11	HEX NUT #8-32 STAINLESS	89129	89129	89129	89129	89129	89129	89129	89129	89129	89129	89129



Power Head Components – Front View – Parts List

Item	Part Description	Part Number										
		8047D	8048D	8049D	8050D	8051D	8066	8068	8068FL	8073	8073BF	8075
1	POWER HEAD ASSY (Complete Assembly)	8060	8061	8063	8064	8062	8067	8069	8069FL	8074	8074BF	8067
2	HIGH LIMIT CONTROL/CAPI	89007	89007	89007	89007	89007	89007	89007	89007	89007	89007	89007
3	THERMOSTAT BEZEL	89006	89006	89006	89006	89006	89006	89006	89006	89006	89006	89006
4	THERMOSTAT KNOB	89005	89005	89005	89005	89005	89005	89005	89005	89005	89005	89005
5	PILOT LIGHT	41033	41032	41032	41032	41033	41032	41032	41032	41032	41032	41032
6	BLACK GROMMET	101069	101069	101069	101069	101069	101069	101069	101069	101069	101069	101069
7	CAPILLARY TUBE RETAIN	89018	89018	89018	89018	89018	89018	89018	89018			
8	HEAT ELEMENT 120V,1800W	89010				89324						
	HEAT ELEMENT 230V,3000W		89011									
	HEAT ELEMENT 230V,4400W			89204								
	HEAT ELEMENT 230V,5500W				89304					89201	89203	
	HEAT ELEMENT, 230V, 5750W							89807	89844			
	HEAT ELEMENT 230V, 6500W						89804					89804
9	CAPILLARY BULB RETAINER	89000	89000	89000	89000	89000	89000	89000	89000	89000	89000	89000
10	8-32 X 3/8 PAN HD PH M/S	12389	12389	12389	12389	12389	12389	12389	12389	12389	12389	12389
11	HEX NUT #8-32 STAINLESS	89129	89129	89129	89129	89129	89129	89129	89129	89129	89129	89129



Power Head Components – Front View – Parts List

Item	Part Description	Part Number										
		8047D	8048D	8049D	8050D	8051D	8066	8068	8068FL	8073	8073BF	8075
1	POWER HEAD ASSY (Complete Assembly)	8060	8061	8063	8064	8062	8067	8069	8069FL	8074	8074BF	8067
2	HIGH LIMIT CONTROL/CAPI	89007	89007	89007	89007	89007	89007	89007	89007	89007	89007	89007
3	THERMOSTAT BEZEL	89006	89006	89006	89006	89006	89006	89006	89006	89006	89006	89006
4	THERMOSTAT KNOB	89005	89005	89005	89005	89005	89005	89005	89005	89005	89005	89005
5	PILOT LIGHT	41033	41032	41032	41032	41033	41032	41032	41032	41032	41032	41032
6	BLACK GROMMET	101069	101069	101069	101069	101069	101069	101069	101069	101069	101069	101069
7	CAPILLARY TUBE RETAIN	89018	89018	89018	89018	89018	89018	89018	89018			
8	HEAT ELEMENT 120V,1800W	89010				89324						
	HEAT ELEMENT 230V,3000W		89011									
	HEAT ELEMENT 230V,4400W			89204								
	HEAT ELEMENT 230V,5500W				89304					89201	89203	
	HEAT ELEMENT, 230V, 5750W							89807	89844			
	HEAT ELEMENT 230V, 6500W						89804					89804
9	CAPILLARY BULB RETAINER	89000	89000	89000	89000	89000	89000	89000	89000	89000	89000	89000
10	8-32 X 3/8 PAN HD PH M/S	12389	12389	12389	12389	12389	12389	12389	12389	12389	12389	12389
11	HEX NUT #8-32 STAINLESS	89129	89129	89129	89129	89129	89129	89129	89129	89129	89129	89129



Power Head Components – Front View – Parts List

Item	Part Description	Part Number										
		8047D	8048D	8049D	8050D	8051D	8066	8068	8068FL	8073	8073BF	8075
1	POWER HEAD ASSY (Complete Assembly)	8060	8061	8063	8064	8062	8067	8069	8069FL	8074	8074BF	8067
2	HIGH LIMIT CONTROL/CAPI	89007	89007	89007	89007	89007	89007	89007	89007	89007	89007	89007
3	THERMOSTAT BEZEL	89006	89006	89006	89006	89006	89006	89006	89006	89006	89006	89006
4	THERMOSTAT KNOB	89005	89005	89005	89005	89005	89005	89005	89005	89005	89005	89005
5	PILOT LIGHT	41033	41032	41032	41032	41033	41032	41032	41032	41032	41032	41032
6	BLACK GROMMET	101069	101069	101069	101069	101069	101069	101069	101069	101069	101069	101069
7	CAPILLARY TUBE RETAIN	89018	89018	89018	89018	89018	89018	89018	89018			
8	HEAT ELEMENT 120V,1800W	89010				89324						
	HEAT ELEMENT 230V,3000W		89011									
	HEAT ELEMENT 230V,4400W			89204								
	HEAT ELEMENT 230V,5500W				89304					89201	89203	
	HEAT ELEMENT, 230V, 5750W							89807	89844			
	HEAT ELEMENT 230V, 6500W						89804					89804
9	CAPILLARY BULB RETAINER	89000	89000	89000	89000	89000	89000	89000	89000	89000	89000	89000
10	8-32 X 3/8 PAN HD PH M/S	12389	12389	12389	12389	12389	12389	12389	12389	12389	12389	12389
11	HEX NUT #8-32 STAINLESS	89129	89129	89129	89129	89129	89129	89129	89129	89129	89129	89129



Power Head Components – Front View – Parts List

Item	Part Description	Part Number										
		8047D	8048D	8049D	8050D	8051D	8066	8068	8068FL	8073	8073BF	8075
1	POWER HEAD ASSY (Complete Assembly)	8060	8061	8063	8064	8062	8067	8069	8069FL	8074	8074BF	8067
2	HIGH LIMIT CONTROL/CAPI	89007	89007	89007	89007	89007	89007	89007	89007	89007	89007	89007
3	THERMOSTAT BEZEL	89006	89006	89006	89006	89006	89006	89006	89006	89006	89006	89006
4	THERMOSTAT KNOB	89005	89005	89005	89005	89005	89005	89005	89005	89005	89005	89005
5	PILOT LIGHT	41033	41032	41032	41032	41033	41032	41032	41032	41032	41032	41032
6	BLACK GROMMET	101069	101069	101069	101069	101069	101069	101069	101069	101069	101069	101069
7	CAPILLARY TUBE RETAIN	89018	89018	89018	89018	89018	89018	89018	89018			
8	HEAT ELEMENT 120V,1800W	89010				89324						
	HEAT ELEMENT 230V,3000W		89011									
	HEAT ELEMENT 230V,4400W			89204								
	HEAT ELEMENT 230V,5500W				89304					89201	89203	
	HEAT ELEMENT, 230V, 5750W							89807	89844			
	HEAT ELEMENT 230V, 6500W						89804					89804
9	CAPILLARY BULB RETAINER	89000	89000	89000	89000	89000	89000	89000	89000	89000	89000	89000
10	8-32 X 3/8 PAN HD PH M/S	12389	12389	12389	12389	12389	12389	12389	12389	12389	12389	12389
11	HEX NUT #8-32 STAINLESS	89129	89129	89129	89129	89129	89129	89129	89129	89129	89129	89129



Power Head Components – Front View – Parts List

Item	Part Description	Part Number										
		8047D	8048D	8049D	8050D	8051D	8066	8068	8068FL	8073	8073BF	8075
1	POWER HEAD ASSY (Complete Assembly)	8060	8061	8063	8064	8062	8067	8069	8069FL	8074	8074BF	8067
2	HIGH LIMIT CONTROL/CAPI	89007	89007	89007	89007	89007	89007	89007	89007	89007	89007	89007
3	THERMOSTAT BEZEL	89006	89006	89006	89006	89006	89006	89006	89006	89006	89006	89006
4	THERMOSTAT KNOB	89005	89005	89005	89005	89005	89005	89005	89005	89005	89005	89005
5	PILOT LIGHT	41033	41032	41032	41032	41033	41032	41032	41032	41032	41032	41032
6	BLACK GROMMET	101069	101069	101069	101069	101069	101069	101069	101069	101069	101069	101069
7	CAPILLARY TUBE RETAIN	89018	89018	89018	89018	89018	89018	89018	89018			
8	HEAT ELEMENT 120V,1800W	89010				89324						
	HEAT ELEMENT 230V,3000W		89011									
	HEAT ELEMENT 230V,4400W			89204								
	HEAT ELEMENT 230V,5500W				89304					89201	89203	
	HEAT ELEMENT, 230V, 5750W							89807	89844			
	HEAT ELEMENT 230V, 6500W						89804					89804
9	CAPILLARY BULB RETAINER	89000	89000	89000	89000	89000	89000	89000	89000	89000	89000	89000
10	8-32 X 3/8 PAN HD PH M/S	12389	12389	12389	12389	12389	12389	12389	12389	12389	12389	12389
11	HEX NUT #8-32 STAINLESS	89129	89129	89129	89129	89129	89129	89129	89129	89129	89129	89129



Power Head Components – Front View – Parts List

Item	Part Description	Part Number										
		8047D	8048D	8049D	8050D	8051D	8066	8068	8068FL	8073	8073BF	8075
1	POWER HEAD ASSY (Complete Assembly)	8060	8061	8063	8064	8062	8067	8069	8069FL	8074	8074BF	8067
2	HIGH LIMIT CONTROL/CAPI	89007	89007	89007	89007	89007	89007	89007	89007	89007	89007	89007
3	THERMOSTAT BEZEL	89006	89006	89006	89006	89006	89006	89006	89006	89006	89006	89006
4	THERMOSTAT KNOB	89005	89005	89005	89005	89005	89005	89005	89005	89005	89005	89005
5	PILOT LIGHT	41033	41032	41032	41032	41033	41032	41032	41032	41032	41032	41032
6	BLACK GROMMET	101069	101069	101069	101069	101069	101069	101069	101069	101069	101069	101069
7	CAPILLARY TUBE RETAIN	89018	89018	89018	89018	89018	89018	89018	89018			
8	HEAT ELEMENT 120V,1800W	89010				89324						
	HEAT ELEMENT 230V,3000W		89011									
	HEAT ELEMENT 230V,4400W			89204								
	HEAT ELEMENT 230V,5500W				89304					89201	89203	
	HEAT ELEMENT, 230V, 5750W							89807	89844			
	HEAT ELEMENT 230V, 6500W						89804					89804
9	CAPILLARY BULB RETAINER	89000	89000	89000	89000	89000	89000	89000	89000	89000	89000	89000
10	8-32 X 3/8 PAN HD PH M/S	12389	12389	12389	12389	12389	12389	12389	12389	12389	12389	12389
11	HEX NUT #8-32 STAINLESS	89129	89129	89129	89129	89129	89129	89129	89129	89129	89129	89129



Power Head Components – Front View – Parts List

Item	Part Description	Part Number										
		8047D	8048D	8049D	8050D	8051D	8066	8068	8068FL	8073	8073BF	8075
1	POWER HEAD ASSY (Complete Assembly)	8060	8061	8063	8064	8062	8067	8069	8069FL	8074	8074BF	8067
2	HIGH LIMIT CONTROL/CAPI	89007	89007	89007	89007	89007	89007	89007	89007	89007	89007	89007
3	THERMOSTAT BEZEL	89006	89006	89006	89006	89006	89006	89006	89006	89006	89006	89006
4	THERMOSTAT KNOB	89005	89005	89005	89005	89005	89005	89005	89005	89005	89005	89005
5	PILOT LIGHT	41033	41032	41032	41032	41033	41032	41032	41032	41032	41032	41032
6	BLACK GROMMET	101069	101069	101069	101069	101069	101069	101069	101069	101069	101069	101069
7	CAPILLARY TUBE RETAIN	89018	89018	89018	89018	89018	89018	89018	89018			
8	HEAT ELEMENT 120V,1800W	89010				89324						
	HEAT ELEMENT 230V,3000W		89011									
	HEAT ELEMENT 230V,4400W			89204								
	HEAT ELEMENT 230V,5500W				89304					89201	89203	
	HEAT ELEMENT, 230V, 5750W							89807	89844			
	HEAT ELEMENT 230V, 6500W						89804					89804
9	CAPILLARY BULB RETAINER	89000	89000	89000	89000	89000	89000	89000	89000	89000	89000	89000
10	8-32 X 3/8 PAN HD PH M/S	12389	12389	12389	12389	12389	12389	12389	12389	12389	12389	12389
11	HEX NUT #8-32 STAINLESS	89129	89129	89129	89129	89129	89129	89129	89129	89129	89129	89129



Power Head Components – Front View – Parts List

Item	Part Description	Part Number										
		8047D	8048D	8049D	8050D	8051D	8066	8068	8068FL	8073	8073BF	8075
1	POWER HEAD ASSY (Complete Assembly)	8060	8061	8063	8064	8062	8067	8069	8069FL	8074	8074BF	8067
2	HIGH LIMIT CONTROL/CAPI	89007	89007	89007	89007	89007	89007	89007	89007	89007	89007	89007
3	THERMOSTAT BEZEL	89006	89006	89006	89006	89006	89006	89006	89006	89006	89006	89006
4	THERMOSTAT KNOB	89005	89005	89005	89005	89005	89005	89005	89005	89005	89005	89005
5	PILOT LIGHT	41033	41032	41032	41032	41033	41032	41032	41032	41032	41032	41032
6	BLACK GROMMET	101069	101069	101069	101069	101069	101069	101069	101069	101069	101069	101069
7	CAPILLARY TUBE RETAIN	89018	89018	89018	89018	89018	89018	89018	89018			
8	HEAT ELEMENT 120V,1800W	89010				89324						
	HEAT ELEMENT 230V,3000W		89011									
	HEAT ELEMENT 230V,4400W			89204								
	HEAT ELEMENT 230V,5500W				89304					89201	89203	
	HEAT ELEMENT, 230V, 5750W							89807	89844			
	HEAT ELEMENT 230V, 6500W						89804					89804
9	CAPILLARY BULB RETAINER	89000	89000	89000	89000	89000	89000	89000	89000	89000	89000	89000
10	8-32 X 3/8 PAN HD PH M/S	12389	12389	12389	12389	12389	12389	12389	12389	12389	12389	12389
11	HEX NUT #8-32 STAINLESS	89129	89129	89129	89129	89129	89129	89129	89129	89129	89129	89129



Power Head Components – Front View – Parts List

Item	Part Description	Part Number										
		8047D	8048D	8049D	8050D	8051D	8066	8068	8068FL	8073	8073BF	8075
1	POWER HEAD ASSY (Complete Assembly)	8060	8061	8063	8064	8062	8067	8069	8069FL	8074	8074BF	8067
2	HIGH LIMIT CONTROL/CAPI	89007	89007	89007	89007	89007	89007	89007	89007	89007	89007	89007
3	THERMOSTAT BEZEL	89006	89006	89006	89006	89006	89006	89006	89006	89006	89006	89006
4	THERMOSTAT KNOB	89005	89005	89005	89005	89005	89005	89005	89005	89005	89005	89005
5	PILOT LIGHT	41033	41032	41032	41032	41033	41032	41032	41032	41032	41032	41032
6	BLACK GROMMET	101069	101069	101069	101069	101069	101069	101069	101069	101069	101069	101069
7	CAPILLARY TUBE RETAIN	89018	89018	89018	89018	89018	89018	89018	89018			
8	HEAT ELEMENT 120V,1800W	89010				89324						
	HEAT ELEMENT 230V,3000W		89011									
	HEAT ELEMENT 230V,4400W			89204								
	HEAT ELEMENT 230V,5500W				89304					89201	89203	
	HEAT ELEMENT, 230V, 5750W							89807	89844			
	HEAT ELEMENT 230V, 6500W						89804					89804
9	CAPILLARY BULB RETAINER	89000	89000	89000	89000	89000	89000	89000	89000	89000	89000	89000
10	8-32 X 3/8 PAN HD PH M/S	12389	12389	12389	12389	12389	12389	12389	12389	12389	12389	12389
11	HEX NUT #8-32 STAINLESS	89129	89129	89129	89129	89129	89129	89129	89129	89129	89129	89129



Power Head Components – Front View – Parts List

Item	Part Description	Part Number										
		8047D	8048D	8049D	8050D	8051D	8066	8068	8068FL	8073	8073BF	8075
1	POWER HEAD ASSY (Complete Assembly)	8060	8061	8063	8064	8062	8067	8069	8069FL	8074	8074BF	8067
2	HIGH LIMIT CONTROL/CAPI	89007	89007	89007	89007	89007	89007	89007	89007	89007	89007	89007
3	THERMOSTAT BEZEL	89006	89006	89006	89006	89006	89006	89006	89006	89006	89006	89006
4	THERMOSTAT KNOB	89005	89005	89005	89005	89005	89005	89005	89005	89005	89005	89005
5	PILOT LIGHT	41033	41032	41032	41032	41033	41032	41032	41032	41032	41032	41032
6	BLACK GROMMET	101069	101069	101069	101069	101069	101069	101069	101069	101069	101069	101069
7	CAPILLARY TUBE RETAIN	89018	89018	89018	89018	89018	89018	89018	89018			
8	HEAT ELEMENT 120V,1800W	89010				89324						
	HEAT ELEMENT 230V,3000W		89011									
	HEAT ELEMENT 230V,4400W			89204								
	HEAT ELEMENT 230V,5500W				89304					89201	89203	
	HEAT ELEMENT, 230V, 5750W							89807	89844			
	HEAT ELEMENT 230V, 6500W						89804					89804
9	CAPILLARY BULB RETAINER	89000	89000	89000	89000	89000	89000	89000	89000	89000	89000	89000
10	8-32 X 3/8 PAN HD PH M/S	12389	12389	12389	12389	12389	12389	12389	12389	12389	12389	12389
11	HEX NUT #8-32 STAINLESS	89129	89129	89129	89129	89129	89129	89129	89129	89129	89129	89129



Power Head Components – Front View – Parts List

Item	Part Description	Part Number										
		8047D	8048D	8049D	8050D	8051D	8066	8068	8068FL	8073	8073BF	8075
1	POWER HEAD ASSY (Complete Assembly)	8060	8061	8063	8064	8062	8067	8069	8069FL	8074	8074BF	8067
2	HIGH LIMIT CONTROL/CAPI	89007	89007	89007	89007	89007	89007	89007	89007	89007	89007	89007
3	THERMOSTAT BEZEL	89006	89006	89006	89006	89006	89006	89006	89006	89006	89006	89006
4	THERMOSTAT KNOB	89005	89005	89005	89005	89005	89005	89005	89005	89005	89005	89005
5	PILOT LIGHT	41033	41032	41032	41032	41033	41032	41032	41032	41032	41032	41032
6	BLACK GROMMET	101069	101069	101069	101069	101069	101069	101069	101069	101069	101069	101069
7	CAPILLARY TUBE RETAIN	89018	89018	89018	89018	89018	89018	89018	89018			
8	HEAT ELEMENT 120V,1800W	89010				89324						
	HEAT ELEMENT 230V,3000W		89011									
	HEAT ELEMENT 230V,4400W			89204								
	HEAT ELEMENT 230V,5500W				89304					89201	89203	
	HEAT ELEMENT, 230V, 5750W							89807	89844			
	HEAT ELEMENT 230V, 6500W						89804					89804
9	CAPILLARY BULB RETAINER	89000	89000	89000	89000	89000	89000	89000	89000	89000	89000	89000
10	8-32 X 3/8 PAN HD PH M/S	12389	12389	12389	12389	12389	12389	12389	12389	12389	12389	12389
11	HEX NUT #8-32 STAINLESS	89129	89129	89129	89129	89129	89129	89129	89129	89129	89129	89129



Power Head Components – Front View – Parts List

Item	Part Description	Part Number										
		8047D	8048D	8049D	8050D	8051D	8066	8068	8068FL	8073	8073BF	8075
1	POWER HEAD ASSY (Complete Assembly)	8060	8061	8063	8064	8062	8067	8069	8069FL	8074	8074BF	8067
2	HIGH LIMIT CONTROL/CAPI	89007	89007	89007	89007	89007	89007	89007	89007	89007	89007	89007
3	THERMOSTAT BEZEL	89006	89006	89006	89006	89006	89006	89006	89006	89006	89006	89006
4	THERMOSTAT KNOB	89005	89005	89005	89005	89005	89005	89005	89005	89005	89005	89005
5	PILOT LIGHT	41033	41032	41032	41032	41033	41032	41032	41032	41032	41032	41032
6	BLACK GROMMET	101069	101069	101069	101069	101069	101069	101069	101069	101069	101069	101069
7	CAPILLARY TUBE RETAIN	89018	89018	89018	89018	89018	89018	89018	89018			
8	HEAT ELEMENT 120V,1800W	89010				89324						
	HEAT ELEMENT 230V,3000W		89011									
	HEAT ELEMENT 230V,4400W			89204								
	HEAT ELEMENT 230V,5500W				89304					89201	89203	
	HEAT ELEMENT, 230V, 5750W							89807	89844			
	HEAT ELEMENT 230V, 6500W						89804					89804
9	CAPILLARY BULB RETAINER	89000	89000	89000	89000	89000	89000	89000	89000	89000	89000	89000
10	8-32 X 3/8 PAN HD PH M/S	12389	12389	12389	12389	12389	12389	12389	12389	12389	12389	12389
11	HEX NUT #8-32 STAINLESS	89129	89129	89129	89129	89129	89129	89129	89129	89129	89129	89129



Power Head Components – Front View – Parts List

Item	Part Description	Part Number										
		8047D	8048D	8049D	8050D	8051D	8066	8068	8068FL	8073	8073BF	8075
1	POWER HEAD ASSY (Complete Assembly)	8060	8061	8063	8064	8062	8067	8069	8069FL	8074	8074BF	8067
2	HIGH LIMIT CONTROL/CAPI	89007	89007	89007	89007	89007	89007	89007	89007	89007	89007	89007
3	THERMOSTAT BEZEL	89006	89006	89006	89006	89006	89006	89006	89006	89006	89006	89006
4	THERMOSTAT KNOB	89005	89005	89005	89005	89005	89005	89005	89005	89005	89005	89005
5	PILOT LIGHT	41033	41032	41032	41032	41033	41032	41032	41032	41032	41032	41032
6	BLACK GROMMET	101069	101069	101069	101069	101069	101069	101069	101069	101069	101069	101069
7	CAPILLARY TUBE RETAIN	89018	89018	89018	89018	89018	89018	89018	89018			
8	HEAT ELEMENT 120V,1800W	89010				89324						
	HEAT ELEMENT 230V,3000W		89011									
	HEAT ELEMENT 230V,4400W			89204								
	HEAT ELEMENT 230V,5500W				89304					89201	89203	
	HEAT ELEMENT, 230V, 5750W							89807	89844			
	HEAT ELEMENT 230V, 6500W						89804					89804
9	CAPILLARY BULB RETAINER	89000	89000	89000	89000	89000	89000	89000	89000	89000	89000	89000
10	8-32 X 3/8 PAN HD PH M/S	12389	12389	12389	12389	12389	12389	12389	12389	12389	12389	12389
11	HEX NUT #8-32 STAINLESS	89129	89129	89129	89129	89129	89129	89129	89129	89129	89129	89129



Power Head Components – Front View – Parts List

Item	Part Description	Part Number										
		8047D	8048D	8049D	8050D	8051D	8066	8068	8068FL	8073	8073BF	8075
1	POWER HEAD ASSY (Complete Assembly)	8060	8061	8063	8064	8062	8067	8069	8069FL	8074	8074BF	8067
2	HIGH LIMIT CONTROL/CAPI	89007	89007	89007	89007	89007	89007	89007	89007	89007	89007	89007
3	THERMOSTAT BEZEL	89006	89006	89006	89006	89006	89006	89006	89006	89006	89006	89006
4	THERMOSTAT KNOB	89005	89005	89005	89005	89005	89005	89005	89005	89005	89005	89005
5	PILOT LIGHT	41033	41032	41032	41032	41033	41032	41032	41032	41032	41032	41032
6	BLACK GROMMET	101069	101069	101069	101069	101069	101069	101069	101069	101069	101069	101069
7	CAPILLARY TUBE RETAIN	89018	89018	89018	89018	89018	89018	89018	89018			
8	HEAT ELEMENT 120V,1800W	89010				89324						
	HEAT ELEMENT 230V,3000W		89011									
	HEAT ELEMENT 230V,4400W			89204								
	HEAT ELEMENT 230V,5500W				89304					89201	89203	
	HEAT ELEMENT, 230V, 5750W							89807	89844			
	HEAT ELEMENT 230V, 6500W						89804					89804
9	CAPILLARY BULB RETAINER	89000	89000	89000	89000	89000	89000	89000	89000	89000	89000	89000
10	8-32 X 3/8 PAN HD PH M/S	12389	12389	12389	12389	12389	12389	12389	12389	12389	12389	12389
11	HEX NUT #8-32 STAINLESS	89129	89129	89129	89129	89129	89129	89129	89129	89129	89129	89129



Power Head Components – Front View – Parts List

Item	Part Description	Part Number										
		8047D	8048D	8049D	8050D	8051D	8066	8068	8068FL	8073	8073BF	8075
1	POWER HEAD ASSY (Complete Assembly)	8060	8061	8063	8064	8062	8067	8069	8069FL	8074	8074BF	8067
2	HIGH LIMIT CONTROL/CAPI	89007	89007	89007	89007	89007	89007	89007	89007	89007	89007	89007
3	THERMOSTAT BEZEL	89006	89006	89006	89006	89006	89006	89006	89006	89006	89006	89006
4	THERMOSTAT KNOB	89005	89005	89005	89005	89005	89005	89005	89005	89005	89005	89005
5	PILOT LIGHT	41033	41032	41032	41032	41033	41032	41032	41032	41032	41032	41032
6	BLACK GROMMET	101069	101069	101069	101069	101069	101069	101069	101069	101069	101069	101069
7	CAPILLARY TUBE RETAIN	89018	89018	89018	89018	89018	89018	89018	89018			
8	HEAT ELEMENT 120V,1800W	89010				89324						
	HEAT ELEMENT 230V,3000W		89011									
	HEAT ELEMENT 230V,4400W			89204								
	HEAT ELEMENT 230V,5500W				89304					89201	89203	
	HEAT ELEMENT, 230V, 5750W							89807	89844			
	HEAT ELEMENT 230V, 6500W						89804					89804
9	CAPILLARY BULB RETAINER	89000	89000	89000	89000	89000	89000	89000	89000	89000	89000	89000
10	8-32 X 3/8 PAN HD PH M/S	12389	12389	12389	12389	12389	12389	12389	12389	12389	12389	12389
11	HEX NUT #8-32 STAINLESS	89129	89129	89129	89129	89129	89129	89129	89129	89129	89129	89129



Power Head Components – Front View – Parts List

Item	Part Description	Part Number										
		8047D	8048D	8049D	8050D	8051D	8066	8068	8068FL	8073	8073BF	8075
1	POWER HEAD ASSY (Complete Assembly)	8060	8061	8063	8064	8062	8067	8069	8069FL	8074	8074BF	8067
2	HIGH LIMIT CONTROL/CAPI	89007	89007	89007	89007	89007	89007	89007	89007	89007	89007	89007
3	THERMOSTAT BEZEL	89006	89006	89006	89006	89006	89006	89006	89006	89006	89006	89006
4	THERMOSTAT KNOB	89005	89005	89005	89005	89005	89005	89005	89005	89005	89005	89005
5	PILOT LIGHT	41033	41032	41032	41032	41033	41032	41032	41032	41032	41032	41032
6	BLACK GROMMET	101069	101069	101069	101069	101069	101069	101069	101069	101069	101069	101069
7	CAPILLARY TUBE RETAIN	89018	89018	89018	89018	89018	89018	89018	89018			
8	HEAT ELEMENT 120V,1800W	89010				89324						
	HEAT ELEMENT 230V,3000W		89011									
	HEAT ELEMENT 230V,4400W			89204								
	HEAT ELEMENT 230V,5500W				89304					89201	89203	
	HEAT ELEMENT, 230V, 5750W							89807	89844			
	HEAT ELEMENT 230V, 6500W						89804					89804
9	CAPILLARY BULB RETAINER	89000	89000	89000	89000	89000	89000	89000	89000	89000	89000	89000
10	8-32 X 3/8 PAN HD PH M/S	12389	12389	12389	12389	12389	12389	12389	12389	12389	12389	12389
11	HEX NUT #8-32 STAINLESS	89129	89129	89129	89129	89129	89129	89129	89129	89129	89129	89129



Power Head Components – Front View – Parts List

Item	Part Description	Part Number										
		8047D	8048D	8049D	8050D	8051D	8066	8068	8068FL	8073	8073BF	8075
1	POWER HEAD ASSY (Complete Assembly)	8060	8061	8063	8064	8062	8067	8069	8069FL	8074	8074BF	8067
2	HIGH LIMIT CONTROL/CAPI	89007	89007	89007	89007	89007	89007	89007	89007	89007	89007	89007
3	THERMOSTAT BEZEL	89006	89006	89006	89006	89006	89006	89006	89006	89006	89006	89006
4	THERMOSTAT KNOB	89005	89005	89005	89005	89005	89005	89005	89005	89005	89005	89005
5	PILOT LIGHT	41033	41032	41032	41032	41033	41032	41032	41032	41032	41032	41032
6	BLACK GROMMET	101069	101069	101069	101069	101069	101069	101069	101069	101069	101069	101069
7	CAPILLARY TUBE RETAIN	89018	89018	89018	89018	89018	89018	89018	89018			
8	HEAT ELEMENT 120V,1800W	89010				89324						
	HEAT ELEMENT 230V,3000W		89011									
	HEAT ELEMENT 230V,4400W			89204								
	HEAT ELEMENT 230V,5500W				89304					89201	89203	
	HEAT ELEMENT, 230V, 5750W							89807	89844			
	HEAT ELEMENT 230V, 6500W						89804					89804
9	CAPILLARY BULB RETAINER	89000	89000	89000	89000	89000	89000	89000	89000	89000	89000	89000
10	8-32 X 3/8 PAN HD PH M/S	12389	12389	12389	12389	12389	12389	12389	12389	12389	12389	12389
11	HEX NUT #8-32 STAINLESS	89129	89129	89129	89129	89129	89129	89129	89129	89129	89129	89129



Power Head Components – Front View – Parts List

Item	Part Description	Part Number										
		8047D	8048D	8049D	8050D	8051D	8066	8068	8068FL	8073	8073BF	8075
1	POWER HEAD ASSY (Complete Assembly)	8060	8061	8063	8064	8062	8067	8069	8069FL	8074	8074BF	8067
2	HIGH LIMIT CONTROL/CAPI	89007	89007	89007	89007	89007	89007	89007	89007	89007	89007	89007
3	THERMOSTAT BEZEL	89006	89006	89006	89006	89006	89006	89006	89006	89006	89006	89006
4	THERMOSTAT KNOB	89005	89005	89005	89005	89005	89005	89005	89005	89005	89005	89005
5	PILOT LIGHT	41033	41032	41032	41032	41033	41032	41032	41032	41032	41032	41032
6	BLACK GROMMET	101069	101069	101069	101069	101069	101069	101069	101069	101069	101069	101069
7	CAPILLARY TUBE RETAIN	89018	89018	89018	89018	89018	89018	89018	89018			
8	HEAT ELEMENT 120V,1800W	89010				89324						
	HEAT ELEMENT 230V,3000W		89011									
	HEAT ELEMENT 230V,4400W			89204								
	HEAT ELEMENT 230V,5500W				89304					89201	89203	
	HEAT ELEMENT, 230V, 5750W							89807	89844			
	HEAT ELEMENT 230V, 6500W						89804					89804
9	CAPILLARY BULB RETAINER	89000	89000	89000	89000	89000	89000	89000	89000	89000	89000	89000
10	8-32 X 3/8 PAN HD PH M/S	12389	12389	12389	12389	12389	12389	12389	12389	12389	12389	12389
11	HEX NUT #8-32 STAINLESS	89129	89129	89129	89129	89129	89129	89129	89129	89129	89129	89129



Power Head Components – Front View – Parts List

Item	Part Description	Part Number										
		8047D	8048D	8049D	8050D	8051D	8066	8068	8068FL	8073	8073BF	8075
1	POWER HEAD ASSY (Complete Assembly)	8060	8061	8063	8064	8062	8067	8069	8069FL	8074	8074BF	8067
2	HIGH LIMIT CONTROL/CAPI	89007	89007	89007	89007	89007	89007	89007	89007	89007	89007	89007
3	THERMOSTAT BEZEL	89006	89006	89006	89006	89006	89006	89006	89006	89006	89006	89006
4	THERMOSTAT KNOB	89005	89005	89005	89005	89005	89005	89005	89005	89005	89005	89005
5	PILOT LIGHT	41033	41032	41032	41032	41033	41032	41032	41032	41032	41032	41032
6	BLACK GROMMET	101069	101069	101069	101069	101069	101069	101069	101069	101069	101069	101069
7	CAPILLARY TUBE RETAIN	89018	89018	89018	89018	89018	89018	89018	89018			
8	HEAT ELEMENT 120V,1800W	89010				89324						
	HEAT ELEMENT 230V,3000W		89011									
	HEAT ELEMENT 230V,4400W			89204								
	HEAT ELEMENT 230V,5500W				89304					89201	89203	
	HEAT ELEMENT, 230V, 5750W							89807	89844			
	HEAT ELEMENT 230V, 6500W						89804					89804
9	CAPILLARY BULB RETAINER	89000	89000	89000	89000	89000	89000	89000	89000	89000	89000	89000
10	8-32 X 3/8 PAN HD PH M/S	12389	12389	12389	12389	12389	12389	12389	12389	12389	12389	12389
11	HEX NUT #8-32 STAINLESS	89129	89129	89129	89129	89129	89129	89129	89129	89129	89129	89129



Power Head Components – Front View – Parts List

Item	Part Description	Part Number										
		8047D	8048D	8049D	8050D	8051D	8066	8068	8068FL	8073	8073BF	8075
1	POWER HEAD ASSY (Complete Assembly)	8060	8061	8063	8064	8062	8067	8069	8069FL	8074	8074BF	8067
2	HIGH LIMIT CONTROL/CAPI	89007	89007	89007	89007	89007	89007	89007	89007	89007	89007	89007
3	THERMOSTAT BEZEL	89006	89006	89006	89006	89006	89006	89006	89006	89006	89006	89006
4	THERMOSTAT KNOB	89005	89005	89005	89005	89005	89005	89005	89005	89005	89005	89005
5	PILOT LIGHT	41033	41032	41032	41032	41033	41032	41032	41032	41032	41032	41032
6	BLACK GROMMET	101069	101069	101069	101069	101069	101069	101069	101069	101069	101069	101069
7	CAPILLARY TUBE RETAIN	89018	89018	89018	89018	89018	89018	89018	89018			
8	HEAT ELEMENT 120V,1800W	89010				89324						
	HEAT ELEMENT 230V,3000W		89011									
	HEAT ELEMENT 230V,4400W			89204								
	HEAT ELEMENT 230V,5500W				89304					89201	89203	
	HEAT ELEMENT, 230V, 5750W							89807	89844			
	HEAT ELEMENT 230V, 6500W						89804					89804
9	CAPILLARY BULB RETAINER	89000	89000	89000	89000	89000	89000	89000	89000	89000	89000	89000
10	8-32 X 3/8 PAN HD PH M/S	12389	12389	12389	12389	12389	12389	12389	12389	12389	12389	12389
11	HEX NUT #8-32 STAINLESS	89129	89129	89129	89129	89129	89129	89129	89129	89129	89129	89129



Power Head Components – Front View – Parts List

Item	Part Description	Part Number										
		8047D	8048D	8049D	8050D	8051D	8066	8068	8068FL	8073	8073BF	8075
1	POWER HEAD ASSY (Complete Assembly)	8060	8061	8063	8064	8062	8067	8069	8069FL	8074	8074BF	8067
2	HIGH LIMIT CONTROL/CAPI	89007	89007	89007	89007	89007	89007	89007	89007	89007	89007	89007
3	THERMOSTAT BEZEL	89006	89006	89006	89006	89006	89006	89006	89006	89006	89006	89006
4	THERMOSTAT KNOB	89005	89005	89005	89005	89005	89005	89005	89005	89005	89005	89005
5	PILOT LIGHT	41033	41032	41032	41032	41033	41032	41032	41032	41032	41032	41032
6	BLACK GROMMET	101069	101069	101069	101069	101069	101069	101069	101069	101069	101069	101069
7	CAPILLARY TUBE RETAIN	89018	89018	89018	89018	89018	89018	89018	89018			
8	HEAT ELEMENT 120V,1800W	89010				89324						
	HEAT ELEMENT 230V,3000W		89011									
	HEAT ELEMENT 230V,4400W			89204								
	HEAT ELEMENT 230V,5500W				89304					89201	89203	
	HEAT ELEMENT, 230V, 5750W							89807	89844			
	HEAT ELEMENT 230V, 6500W						89804					89804
9	CAPILLARY BULB RETAINER	89000	89000	89000	89000	89000	89000	89000	89000	89000	89000	89000
10	8-32 X 3/8 PAN HD PH M/S	12389	12389	12389	12389	12389	12389	12389	12389	12389	12389	12389
11	HEX NUT #8-32 STAINLESS	89129	89129	89129	89129	89129	89129	89129	89129	89129	89129	89129



Power Head Components – Front View – Parts List

Item	Part Description	Part Number										
		8047D	8048D	8049D	8050D	8051D	8066	8068	8068FL	8073	8073BF	8075
1	POWER HEAD ASSY (Complete Assembly)	8060	8061	8063	8064	8062	8067	8069	8069FL	8074	8074BF	8067
2	HIGH LIMIT CONTROL/CAPI	89007	89007	89007	89007	89007	89007	89007	89007	89007	89007	89007
3	THERMOSTAT BEZEL	89006	89006	89006	89006	89006	89006	89006	89006	89006	89006	89006
4	THERMOSTAT KNOB	89005	89005	89005	89005	89005	89005	89005	89005	89005	89005	89005
5	PILOT LIGHT	41033	41032	41032	41032	41033	41032	41032	41032	41032	41032	41032
6	BLACK GROMMET	101069	101069	101069	101069	101069	101069	101069	101069	101069	101069	101069
7	CAPILLARY TUBE RETAIN	89018	89018	89018	89018	89018	89018	89018	89018			
8	HEAT ELEMENT 120V,1800W	89010				89324						
	HEAT ELEMENT 230V,3000W		89011									
	HEAT ELEMENT 230V,4400W			89204								
	HEAT ELEMENT 230V,5500W				89304					89201	89203	
	HEAT ELEMENT, 230V, 5750W							89807	89844			
	HEAT ELEMENT 230V, 6500W						89804					89804
9	CAPILLARY BULB RETAINER	89000	89000	89000	89000	89000	89000	89000	89000	89000	89000	89000
10	8-32 X 3/8 PAN HD PH M/S	12389	12389	12389	12389	12389	12389	12389	12389	12389	12389	12389
11	HEX NUT #8-32 STAINLESS	89129	89129	89129	89129	89129	89129	89129	89129	89129	89129	89129



Power Head Components – Front View – Parts List

Item	Part Description	Part Number										
		8047D	8048D	8049D	8050D	8051D	8066	8068	8068FL	8073	8073BF	8075
1	POWER HEAD ASSY (Complete Assembly)	8060	8061	8063	8064	8062	8067	8069	8069FL	8074	8074BF	8067
2	HIGH LIMIT CONTROL/CAPI	89007	89007	89007	89007	89007	89007	89007	89007	89007	89007	89007
3	THERMOSTAT BEZEL	89006	89006	89006	89006	89006	89006	89006	89006	89006	89006	89006
4	THERMOSTAT KNOB	89005	89005	89005	89005	89005	89005	89005	89005	89005	89005	89005
5	PILOT LIGHT	41033	41032	41032	41032	41033	41032	41032	41032	41032	41032	41032
6	BLACK GROMMET	101069	101069	101069	101069	101069	101069	101069	101069	101069	101069	101069
7	CAPILLARY TUBE RETAIN	89018	89018	89018	89018	89018	89018	89018	89018			
8	HEAT ELEMENT 120V,1800W	89010				89324						
	HEAT ELEMENT 230V,3000W		89011									
	HEAT ELEMENT 230V,4400W			89204								
	HEAT ELEMENT 230V,5500W				89304					89201	89203	
	HEAT ELEMENT, 230V, 5750W							89807	89844			
	HEAT ELEMENT 230V, 6500W						89804					89804
9	CAPILLARY BULB RETAINER	89000	89000	89000	89000	89000	89000	89000	89000	89000	89000	89000
10	8-32 X 3/8 PAN HD PH M/S	12389	12389	12389	12389	12389	12389	12389	12389	12389	12389	12389
11	HEX NUT #8-32 STAINLESS	89129	89129	89129	89129	89129	89129	89129	89129	89129	89129	89129



Power Head Components – Front View – Parts List

Item	Part Description	Part Number										
		8047D	8048D	8049D	8050D	8051D	8066	8068	8068FL	8073	8073BF	8075
1	POWER HEAD ASSY (Complete Assembly)	8060	8061	8063	8064	8062	8067	8069	8069FL	8074	8074BF	8067
2	HIGH LIMIT CONTROL/CAPI	89007	89007	89007	89007	89007	89007	89007	89007	89007	89007	89007
3	THERMOSTAT BEZEL	89006	89006	89006	89006	89006	89006	89006	89006	89006	89006	89006
4	THERMOSTAT KNOB	89005	89005	89005	89005	89005	89005	89005	89005	89005	89005	89005
5	PILOT LIGHT	41033	41032	41032	41032	41033	41032	41032	41032	41032	41032	41032
6	BLACK GROMMET	101069	101069	101069	101069	101069	101069	101069	101069	101069	101069	101069
7	CAPILLARY TUBE RETAIN	89018	89018	89018	89018	89018	89018	89018	89018			
8	HEAT ELEMENT 120V,1800W	89010				89324						
	HEAT ELEMENT 230V,3000W		89011									
	HEAT ELEMENT 230V,4400W			89204								
	HEAT ELEMENT 230V,5500W				89304					89201	89203	
	HEAT ELEMENT, 230V, 5750W							89807	89844			
	HEAT ELEMENT 230V, 6500W						89804					89804
9	CAPILLARY BULB RETAINER	89000	89000	89000	89000	89000	89000	89000	89000	89000	89000	89000
10	8-32 X 3/8 PAN HD PH M/S	12389	12389	12389	12389	12389	12389	12389	12389	12389	12389	12389
11	HEX NUT #8-32 STAINLESS	89129	89129	89129	89129	89129	89129	89129	89129	89129	89129	89129



Power Head Components – Front View – Parts List

Item	Part Description	Part Number										
		8047D	8048D	8049D	8050D	8051D	8066	8068	8068FL	8073	8073BF	8075
1	POWER HEAD ASSY (Complete Assembly)	8060	8061	8063	8064	8062	8067	8069	8069FL	8074	8074BF	8067
2	HIGH LIMIT CONTROL/CAPI	89007	89007	89007	89007	89007	89007	89007	89007	89007	89007	89007
3	THERMOSTAT BEZEL	89006	89006	89006	89006	89006	89006	89006	89006	89006	89006	89006
4	THERMOSTAT KNOB	89005	89005	89005	89005	89005	89005	89005	89005	89005	89005	89005
5	PILOT LIGHT	41033	41032	41032	41032	41033	41032	41032	41032	41032	41032	41032
6	BLACK GROMMET	101069	101069	101069	101069	101069	101069	101069	101069	101069	101069	101069
7	CAPILLARY TUBE RETAIN	89018	89018	89018	89018	89018	89018	89018	89018			
8	HEAT ELEMENT 120V,1800W	89010				89324						
	HEAT ELEMENT 230V,3000W		89011									
	HEAT ELEMENT 230V,4400W			89204								
	HEAT ELEMENT 230V,5500W				89304					89201	89203	
	HEAT ELEMENT, 230V, 5750W							89807	89844			
	HEAT ELEMENT 230V, 6500W						89804					89804
9	CAPILLARY BULB RETAINER	89000	89000	89000	89000	89000	89000	89000	89000	89000	89000	89000
10	8-32 X 3/8 PAN HD PH M/S	12389	12389	12389	12389	12389	12389	12389	12389	12389	12389	12389
11	HEX NUT #8-32 STAINLESS	89129	89129	89129	89129	89129	89129	89129	89129	89129	89129	89129



Power Head Components – Front View – Parts List

Item	Part Description	Part Number										
		8047D	8048D	8049D	8050D	8051D	8066	8068	8068FL	8073	8073BF	8075
1	POWER HEAD ASSY (Complete Assembly)	8060	8061	8063	8064	8062	8067	8069	8069FL	8074	8074BF	8067
2	HIGH LIMIT CONTROL/CAPI	89007	89007	89007	89007	89007	89007	89007	89007	89007	89007	89007
3	THERMOSTAT BEZEL	89006	89006	89006	89006	89006	89006	89006	89006	89006	89006	89006
4	THERMOSTAT KNOB	89005	89005	89005	89005	89005	89005	89005	89005	89005	89005	89005
5	PILOT LIGHT	41033	41032	41032	41032	41033	41032	41032	41032	41032	41032	41032
6	BLACK GROMMET	101069	101069	101069	101069	101069	101069	101069	101069	101069	101069	101069
7	CAPILLARY TUBE RETAIN	89018	89018	89018	89018	89018	89018	89018	89018			
8	HEAT ELEMENT 120V,1800W	89010				89324						
	HEAT ELEMENT 230V,3000W		89011									
	HEAT ELEMENT 230V,4400W			89204								
	HEAT ELEMENT 230V,5500W				89304					89201	89203	
	HEAT ELEMENT, 230V, 5750W							89807	89844			
	HEAT ELEMENT 230V, 6500W						89804					89804
9	CAPILLARY BULB RETAINER	89000	89000	89000	89000	89000	89000	89000	89000	89000	89000	89000
10	8-32 X 3/8 PAN HD PH M/S	12389	12389	12389	12389	12389	12389	12389	12389	12389	12389	12389
11	HEX NUT #8-32 STAINLESS	89129	89129	89129	89129	89129	89129	89129	89129	89129	89129	89129




Power Head Components – Front View – Parts List

Item	Part Description	Part Number										
		8047D	8048D	8049D	8050D	8051D	8066	8068	8068FL	8073	8073BF	8075
1	POWER HEAD ASSY (Complete Assembly)	8060	8061	8063	8064	8062	8067	8069	8069FL	8074	8074BF	8067
2	HIGH LIMIT CONTROL/CAPI	89007	89007	89007	89007	89007	89007	89007	89007	89007	89007	89007
3	THERMOSTAT BEZEL	89006	89006	89006	89006	89006	89006	89006	89006	89006	89006	89006
4	THERMOSTAT KNOB	89005	89005	89005	89005	89005	89005	89005	89005	89005	89005	89005
5	PILOT LIGHT	41033	41032	41032	41032	41033	41032	41032	41032	41032	41032	41032
6	BLACK GROMMET	101069	101069	101069	101069	101069	101069	101069	101069	101069	101069	101069
7	CAPILLARY TUBE RETAIN	89018	89018	89018	89018	89018	89018	89018	89018			
8	HEAT ELEMENT 120V,1800W	89010				89324						
	HEAT ELEMENT 230V,3000W		89011									
	HEAT ELEMENT 230V,4400W			89204								
	HEAT ELEMENT 230V,5500W				89304					89201	89203	
	HEAT ELEMENT, 230V, 5750W							89807	89844			
	HEAT ELEMENT 230V, 6500W						89804					89804
9	CAPILLARY BULB RETAINER	89000	89000	89000	89000	89000	89000	89000	89000	89000	89000	89000
10	8-32 X 3/8 PAN HD PH M/S	12389	12389	12389	12389	12389	12389	12389	12389	12389	12389	12389
11	HEX NUT #8-32 STAINLESS	89129	89129	89129	89129	89129	89129	89129	89129	89129	89129	89129



Power Head Components – Back View

General image shown for parts reference only (varies by model).




***CAUTION: If supply cord is damaged, it must be replaced by Gold Medal Products Co., its service agent, or similarly qualified persons in order to avoid a hazard.**

Item	Part Description	Part Number										
		8047D	8048D	8049D	8050D	8051D	8066	8068	8068FL	8073	8073BF	8075
1	SCREW #8-32X3/8 PAN HD PH	74141	74141	74141	74141	74141	74141	74141	74141	74141	74141	74141
2	REAR COVER CONTROL BOX	89019	89019	89326	89205	89326	89829	89838	89838	89205	89205	89829
3	STRAIN RELIEF	82227	89045	89017	89017	89045	82227	89045	89045	89017	89017	82227
4	ACTUATOR SWITCH BRKT	89039	89039	89039	89039	89039	89039	89039	89039	89039	89039	89039
5	SWITCH, LIMIT 15 AMP	89043	89043	89043	89043	89043	89043	89043	89043	89043	89043	89043
6	8-32 SERRATED FLANGE NUT	61151	61151	61151	61151	61151	61151	61151	61151	61151	61151	61151
7	SQUARE FLANGED RECEPTACLE	49224	49224	49224	49224	49224	49224	49224	49224	49224	49224	49224
8*	LEAD-IN CORD ASSY	89173	89172	89171	89170	89173	89169	89170	89170	89170	89170	89169



Power Head Components – Back View

General image shown for parts reference only (varies by model).




***CAUTION:** If supply cord is damaged, it must be replaced by Gold Medal Products Co., its service agent, or similarly qualified persons in order to avoid a hazard.

Item	Part Description	Part Number										
		8047D	8048D	8049D	8050D	8051D	8066	8068	8068FL	8073	8073BF	8075
1	SCREW #8-32X3/8 PAN HD PH	74141	74141	74141	74141	74141	74141	74141	74141	74141	74141	74141
2	REAR COVER CONTROL BOX	89019	89019	89326	89205	89326	89829	89838	89838	89205	89205	89829
3	STRAIN RELIEF	82227	89045	89017	89017	89045	82227	89045	89045	89017	89017	82227
4	ACTUATOR SWITCH BRKT	89039	89039	89039	89039	89039	89039	89039	89039	89039	89039	89039
5	SWITCH, LIMIT 15 AMP	89043	89043	89043	89043	89043	89043	89043	89043	89043	89043	89043
6	8-32 SERRATED FLANGE NUT	61151	61151	61151	61151	61151	61151	61151	61151	61151	61151	61151
7	SQUARE FLANGED RECEPTACLE	49224	49224	49224	49224	49224	49224	49224	49224	49224	49224	49224
8*	LEAD-IN CORD ASSY	89173	89172	89171	89170	89173	89169	89170	89170	89170	89170	89169



Power Head Components – Back View

General image shown for parts reference only (varies by model).



See Safety Label Section


***CAUTION: If supply cord is damaged, it must be replaced by Gold Medal Products Co., its service agent, or similarly qualified persons in order to avoid a hazard.**

Item	Part Description	Part Number										
		8047D	8048D	8049D	8050D	8051D	8066	8068	8068FL	8073	8073BF	8075
1	SCREW #8-32X3/8 PAN HD PH	74141	74141	74141	74141	74141	74141	74141	74141	74141	74141	74141
2	REAR COVER CONTROL BOX	89019	89019	89326	89205	89326	89829	89838	89838	89205	89205	89829
3	STRAIN RELIEF	82227	89045	89017	89017	89045	82227	89045	89045	89017	89017	82227
4	ACTUATOR SWITCH BRKT	89039	89039	89039	89039	89039	89039	89039	89039	89039	89039	89039
5	SWITCH, LIMIT 15 AMP	89043	89043	89043	89043	89043	89043	89043	89043	89043	89043	89043
6	8-32 SERRATED FLANGE NUT	61151	61151	61151	61151	61151	61151	61151	61151	61151	61151	61151
7	SQUARE FLANGED RECEPTACLE	49224	49224	49224	49224	49224	49224	49224	49224	49224	49224	49224
8*	LEAD-IN CORD ASSY	89173	89172	89171	89170	89173	89169	89170	89170	89170	89170	89169



Power Head Components – Back View

General image shown for parts reference only (varies by model).




***CAUTION:** If supply cord is damaged, it must be replaced by Gold Medal Products Co., its service agent, or similarly qualified persons in order to avoid a hazard.

Item	Part Description	Part Number										
		8047D	8048D	8049D	8050D	8051D	8066	8068	8068FL	8073	8073BF	8075
1	SCREW #8-32X3/8 PAN HD PH	74141	74141	74141	74141	74141	74141	74141	74141	74141	74141	74141
2	REAR COVER CONTROL BOX	89019	89019	89326	89205	89326	89829	89838	89838	89205	89205	89829
3	STRAIN RELIEF	82227	89045	89017	89017	89045	82227	89045	89045	89017	89017	82227
4	ACTUATOR SWITCH BRKT	89039	89039	89039	89039	89039	89039	89039	89039	89039	89039	89039
5	SWITCH, LIMIT 15 AMP	89043	89043	89043	89043	89043	89043	89043	89043	89043	89043	89043
6	8-32 SERRATED FLANGE NUT	61151	61151	61151	61151	61151	61151	61151	61151	61151	61151	61151
7	SQUARE FLANGED RECEPTACLE	49224	49224	49224	49224	49224	49224	49224	49224	49224	49224	49224
8*	LEAD-IN CORD ASSY	89173	89172	89171	89170	89173	89169	89170	89170	89170	89170	89169



Power Head Components – Back View

General image shown for parts reference only (varies by model).



See Safety Label Section


***CAUTION: If supply cord is damaged, it must be replaced by Gold Medal Products Co., its service agent, or similarly qualified persons in order to avoid a hazard.**

Item	Part Description	Part Number										
		8047D	8048D	8049D	8050D	8051D	8066	8068	8068FL	8073	8073BF	8075
1	SCREW #8-32X3/8 PAN HD PH	74141	74141	74141	74141	74141	74141	74141	74141	74141	74141	74141
2	REAR COVER CONTROL BOX	89019	89019	89326	89205	89326	89829	89838	89838	89205	89205	89829
3	STRAIN RELIEF	82227	89045	89017	89017	89045	82227	89045	89045	89017	89017	82227
4	ACTUATOR SWITCH BRKT	89039	89039	89039	89039	89039	89039	89039	89039	89039	89039	89039
5	SWITCH, LIMIT 15 AMP	89043	89043	89043	89043	89043	89043	89043	89043	89043	89043	89043
6	8-32 SERRATED FLANGE NUT	61151	61151	61151	61151	61151	61151	61151	61151	61151	61151	61151
7	SQUARE FLANGED RECEPTACLE	49224	49224	49224	49224	49224	49224	49224	49224	49224	49224	49224
8*	LEAD-IN CORD ASSY	89173	89172	89171	89170	89173	89169	89170	89170	89170	89170	89169



Power Head Components – Back View

General image shown for parts reference only (varies by model).




***CAUTION:** If supply cord is damaged, it must be replaced by Gold Medal Products Co., its service agent, or similarly qualified persons in order to avoid a hazard.

Item	Part Description	Part Number										
		8047D	8048D	8049D	8050D	8051D	8066	8068	8068FL	8073	8073BF	8075
1	SCREW #8-32X3/8 PAN HD PH	74141	74141	74141	74141	74141	74141	74141	74141	74141	74141	74141
2	REAR COVER CONTROL BOX	89019	89019	89326	89205	89326	89829	89838	89838	89205	89205	89829
3	STRAIN RELIEF	82227	89045	89017	89017	89045	82227	89045	89045	89017	89017	82227
4	ACTUATOR SWITCH BRKT	89039	89039	89039	89039	89039	89039	89039	89039	89039	89039	89039
5	SWITCH, LIMIT 15 AMP	89043	89043	89043	89043	89043	89043	89043	89043	89043	89043	89043
6	8-32 SERRATED FLANGE NUT	61151	61151	61151	61151	61151	61151	61151	61151	61151	61151	61151
7	SQUARE FLANGED RECEPTACLE	49224	49224	49224	49224	49224	49224	49224	49224	49224	49224	49224
8*	LEAD-IN CORD ASSY	89173	89172	89171	89170	89173	89169	89170	89170	89170	89170	89169



Power Head Components – Back View

General image shown for parts reference only (varies by model).




***CAUTION:** If supply cord is damaged, it must be replaced by Gold Medal Products Co., its service agent, or similarly qualified persons in order to avoid a hazard.

Item	Part Description	Part Number										
		8047D	8048D	8049D	8050D	8051D	8066	8068	8068FL	8073	8073BF	8075
1	SCREW #8-32X3/8 PAN HD PH	74141	74141	74141	74141	74141	74141	74141	74141	74141	74141	74141
2	REAR COVER CONTROL BOX	89019	89019	89326	89205	89326	89829	89838	89838	89205	89205	89829
3	STRAIN RELIEF	82227	89045	89017	89017	89045	82227	89045	89045	89017	89017	82227
4	ACTUATOR SWITCH BRKT	89039	89039	89039	89039	89039	89039	89039	89039	89039	89039	89039
5	SWITCH, LIMIT 15 AMP	89043	89043	89043	89043	89043	89043	89043	89043	89043	89043	89043
6	8-32 SERRATED FLANGE NUT	61151	61151	61151	61151	61151	61151	61151	61151	61151	61151	61151
7	SQUARE FLANGED RECEPTACLE	49224	49224	49224	49224	49224	49224	49224	49224	49224	49224	49224
8*	LEAD-IN CORD ASSY	89173	89172	89171	89170	89173	89169	89170	89170	89170	89170	89169



Power Head Components – Back View

General image shown for parts reference only (varies by model).




***CAUTION:** If supply cord is damaged, it must be replaced by Gold Medal Products Co., its service agent, or similarly qualified persons in order to avoid a hazard.

Item	Part Description	Part Number										
		8047D	8048D	8049D	8050D	8051D	8066	8068	8068FL	8073	8073BF	8075
1	SCREW #8-32X3/8 PAN HD PH	74141	74141	74141	74141	74141	74141	74141	74141	74141	74141	74141
2	REAR COVER CONTROL BOX	89019	89019	89326	89205	89326	89829	89838	89838	89205	89205	89829
3	STRAIN RELIEF	82227	89045	89017	89017	89045	82227	89045	89045	89017	89017	82227
4	ACTUATOR SWITCH BRKT	89039	89039	89039	89039	89039	89039	89039	89039	89039	89039	89039
5	SWITCH, LIMIT 15 AMP	89043	89043	89043	89043	89043	89043	89043	89043	89043	89043	89043
6	8-32 SERRATED FLANGE NUT	61151	61151	61151	61151	61151	61151	61151	61151	61151	61151	61151
7	SQUARE FLANGED RECEPTACLE	49224	49224	49224	49224	49224	49224	49224	49224	49224	49224	49224
8*	LEAD-IN CORD ASSY	89173	89172	89171	89170	89173	89169	89170	89170	89170	89170	89169



Power Head Components – Back View

General image shown for parts reference only (varies by model).




***CAUTION:** If supply cord is damaged, it must be replaced by Gold Medal Products Co., its service agent, or similarly qualified persons in order to avoid a hazard.

Item	Part Description	Part Number										
		8047D	8048D	8049D	8050D	8051D	8066	8068	8068FL	8073	8073BF	8075
1	SCREW #8-32X3/8 PAN HD PH	74141	74141	74141	74141	74141	74141	74141	74141	74141	74141	74141
2	REAR COVER CONTROL BOX	89019	89019	89326	89205	89326	89829	89838	89838	89205	89205	89829
3	STRAIN RELIEF	82227	89045	89017	89017	89045	82227	89045	89045	89017	89017	82227
4	ACTUATOR SWITCH BRKT	89039	89039	89039	89039	89039	89039	89039	89039	89039	89039	89039
5	SWITCH, LIMIT 15 AMP	89043	89043	89043	89043	89043	89043	89043	89043	89043	89043	89043
6	8-32 SERRATED FLANGE NUT	61151	61151	61151	61151	61151	61151	61151	61151	61151	61151	61151
7	SQUARE FLANGED RECEPTACLE	49224	49224	49224	49224	49224	49224	49224	49224	49224	49224	49224
8*	LEAD-IN CORD ASSY	89173	89172	89171	89170	89173	89169	89170	89170	89170	89170	89169



Power Head Components – Back View

General image shown for parts reference only (varies by model).




***CAUTION: If supply cord is damaged, it must be replaced by Gold Medal Products Co., its service agent, or similarly qualified persons in order to avoid a hazard.**

Item	Part Description	Part Number										
		8047D	8048D	8049D	8050D	8051D	8066	8068	8068FL	8073	8073BF	8075
1	SCREW #8-32X3/8 PAN HD PH	74141	74141	74141	74141	74141	74141	74141	74141	74141	74141	74141
2	REAR COVER CONTROL BOX	89019	89019	89326	89205	89326	89829	89838	89838	89205	89205	89829
3	STRAIN RELIEF	82227	89045	89017	89017	89045	82227	89045	89045	89017	89017	82227
4	ACTUATOR SWITCH BRKT	89039	89039	89039	89039	89039	89039	89039	89039	89039	89039	89039
5	SWITCH, LIMIT 15 AMP	89043	89043	89043	89043	89043	89043	89043	89043	89043	89043	89043
6	8-32 SERRATED FLANGE NUT	61151	61151	61151	61151	61151	61151	61151	61151	61151	61151	61151
7	SQUARE FLANGED RECEPTACLE	49224	49224	49224	49224	49224	49224	49224	49224	49224	49224	49224
8*	LEAD-IN CORD ASSY	89173	89172	89171	89170	89173	89169	89170	89170	89170	89170	89169



Power Head Components – Back View

General image shown for parts reference only (varies by model).




***CAUTION:** If supply cord is damaged, it must be replaced by Gold Medal Products Co., its service agent, or similarly qualified persons in order to avoid a hazard.

Item	Part Description	Part Number										
		8047D	8048D	8049D	8050D	8051D	8066	8068	8068FL	8073	8073BF	8075
1	SCREW #8-32X3/8 PAN HD PH	74141	74141	74141	74141	74141	74141	74141	74141	74141	74141	74141
2	REAR COVER CONTROL BOX	89019	89019	89326	89205	89326	89829	89838	89838	89205	89205	89829
3	STRAIN RELIEF	82227	89045	89017	89017	89045	82227	89045	89045	89017	89017	82227
4	ACTUATOR SWITCH BRKT	89039	89039	89039	89039	89039	89039	89039	89039	89039	89039	89039
5	SWITCH, LIMIT 15 AMP	89043	89043	89043	89043	89043	89043	89043	89043	89043	89043	89043
6	8-32 SERRATED FLANGE NUT	61151	61151	61151	61151	61151	61151	61151	61151	61151	61151	61151
7	SQUARE FLANGED RECEPTACLE	49224	49224	49224	49224	49224	49224	49224	49224	49224	49224	49224
8*	LEAD-IN CORD ASSY	89173	89172	89171	89170	89173	89169	89170	89170	89170	89170	89169



Power Head Components – Back View

General image shown for parts reference only (varies by model).




***CAUTION:** If supply cord is damaged, it must be replaced by Gold Medal Products Co., its service agent, or similarly qualified persons in order to avoid a hazard.

Item	Part Description	Part Number										
		8047D	8048D	8049D	8050D	8051D	8066	8068	8068FL	8073	8073BF	8075
1	SCREW #8-32X3/8 PAN HD PH	74141	74141	74141	74141	74141	74141	74141	74141	74141	74141	74141
2	REAR COVER CONTROL BOX	89019	89019	89326	89205	89326	89829	89838	89838	89205	89205	89829
3	STRAIN RELIEF	82227	89045	89017	89017	89045	82227	89045	89045	89017	89017	82227
4	ACTUATOR SWITCH BRKT	89039	89039	89039	89039	89039	89039	89039	89039	89039	89039	89039
5	SWITCH, LIMIT 15 AMP	89043	89043	89043	89043	89043	89043	89043	89043	89043	89043	89043
6	8-32 SERRATED FLANGE NUT	61151	61151	61151	61151	61151	61151	61151	61151	61151	61151	61151
7	SQUARE FLANGED RECEPTACLE	49224	49224	49224	49224	49224	49224	49224	49224	49224	49224	49224
8*	LEAD-IN CORD ASSY	89173	89172	89171	89170	89173	89169	89170	89170	89170	89170	89169



Power Head Components – Back View

General image shown for parts reference only (varies by model).




***CAUTION:** If supply cord is damaged, it must be replaced by Gold Medal Products Co., its service agent, or similarly qualified persons in order to avoid a hazard.

Item	Part Description	Part Number										
		8047D	8048D	8049D	8050D	8051D	8066	8068	8068FL	8073	8073BF	8075
1	SCREW #8-32X3/8 PAN HD PH	74141	74141	74141	74141	74141	74141	74141	74141	74141	74141	74141
2	REAR COVER CONTROL BOX	89019	89019	89326	89205	89326	89829	89838	89838	89205	89205	89829
3	STRAIN RELIEF	82227	89045	89017	89017	89045	82227	89045	89045	89017	89017	82227
4	ACTUATOR SWITCH BRKT	89039	89039	89039	89039	89039	89039	89039	89039	89039	89039	89039
5	SWITCH, LIMIT 15 AMP	89043	89043	89043	89043	89043	89043	89043	89043	89043	89043	89043
6	8-32 SERRATED FLANGE NUT	61151	61151	61151	61151	61151	61151	61151	61151	61151	61151	61151
7	SQUARE FLANGED RECEPTACLE	49224	49224	49224	49224	49224	49224	49224	49224	49224	49224	49224
8*	LEAD-IN CORD ASSY	89173	89172	89171	89170	89173	89169	89170	89170	89170	89170	89169



Power Head Components – Back View

General image shown for parts reference only (varies by model).




***CAUTION:** If supply cord is damaged, it must be replaced by Gold Medal Products Co., its service agent, or similarly qualified persons in order to avoid a hazard.

Item	Part Description	Part Number										
		8047D	8048D	8049D	8050D	8051D	8066	8068	8068FL	8073	8073BF	8075
1	SCREW #8-32X3/8 PAN HD PH	74141	74141	74141	74141	74141	74141	74141	74141	74141	74141	74141
2	REAR COVER CONTROL BOX	89019	89019	89326	89205	89326	89829	89838	89838	89205	89205	89829
3	STRAIN RELIEF	82227	89045	89017	89017	89045	82227	89045	89045	89017	89017	82227
4	ACTUATOR SWITCH BRKT	89039	89039	89039	89039	89039	89039	89039	89039	89039	89039	89039
5	SWITCH, LIMIT 15 AMP	89043	89043	89043	89043	89043	89043	89043	89043	89043	89043	89043
6	8-32 SERRATED FLANGE NUT	61151	61151	61151	61151	61151	61151	61151	61151	61151	61151	61151
7	SQUARE FLANGED RECEPTACLE	49224	49224	49224	49224	49224	49224	49224	49224	49224	49224	49224
8*	LEAD-IN CORD ASSY	89173	89172	89171	89170	89173	89169	89170	89170	89170	89170	89169



Power Head Components – Back View

General image shown for parts reference only (varies by model).




***CAUTION:** If supply cord is damaged, it must be replaced by Gold Medal Products Co., its service agent, or similarly qualified persons in order to avoid a hazard.

Item	Part Description	Part Number										
		8047D	8048D	8049D	8050D	8051D	8066	8068	8068FL	8073	8073BF	8075
1	SCREW #8-32X3/8 PAN HD PH	74141	74141	74141	74141	74141	74141	74141	74141	74141	74141	74141
2	REAR COVER CONTROL BOX	89019	89019	89326	89205	89326	89829	89838	89838	89205	89205	89829
3	STRAIN RELIEF	82227	89045	89017	89017	89045	82227	89045	89045	89017	89017	82227
4	ACTUATOR SWITCH BRKT	89039	89039	89039	89039	89039	89039	89039	89039	89039	89039	89039
5	SWITCH, LIMIT 15 AMP	89043	89043	89043	89043	89043	89043	89043	89043	89043	89043	89043
6	8-32 SERRATED FLANGE NUT	61151	61151	61151	61151	61151	61151	61151	61151	61151	61151	61151
7	SQUARE FLANGED RECEPTACLE	49224	49224	49224	49224	49224	49224	49224	49224	49224	49224	49224
8*	LEAD-IN CORD ASSY	89173	89172	89171	89170	89173	89169	89170	89170	89170	89170	89169



Power Head Components – Back View

General image shown for parts reference only (varies by model).




***CAUTION:** If supply cord is damaged, it must be replaced by Gold Medal Products Co., its service agent, or similarly qualified persons in order to avoid a hazard.

Item	Part Description	Part Number										
		8047D	8048D	8049D	8050D	8051D	8066	8068	8068FL	8073	8073BF	8075
1	SCREW #8-32X3/8 PAN HD PH	74141	74141	74141	74141	74141	74141	74141	74141	74141	74141	74141
2	REAR COVER CONTROL BOX	89019	89019	89326	89205	89326	89829	89838	89838	89205	89205	89829
3	STRAIN RELIEF	82227	89045	89017	89017	89045	82227	89045	89045	89017	89017	82227
4	ACTUATOR SWITCH BRKT	89039	89039	89039	89039	89039	89039	89039	89039	89039	89039	89039
5	SWITCH, LIMIT 15 AMP	89043	89043	89043	89043	89043	89043	89043	89043	89043	89043	89043
6	8-32 SERRATED FLANGE NUT	61151	61151	61151	61151	61151	61151	61151	61151	61151	61151	61151
7	SQUARE FLANGED RECEPTACLE	49224	49224	49224	49224	49224	49224	49224	49224	49224	49224	49224
8*	LEAD-IN CORD ASSY	89173	89172	89171	89170	89173	89169	89170	89170	89170	89170	89169



Power Head Components – Back View

General image shown for parts reference only (varies by model).



See Safety Label Section


***CAUTION: If supply cord is damaged, it must be replaced by Gold Medal Products Co., its service agent, or similarly qualified persons in order to avoid a hazard.**

Item	Part Description	Part Number										
		8047D	8048D	8049D	8050D	8051D	8066	8068	8068FL	8073	8073BF	8075
1	SCREW #8-32X3/8 PAN HD PH	74141	74141	74141	74141	74141	74141	74141	74141	74141	74141	74141
2	REAR COVER CONTROL BOX	89019	89019	89326	89205	89326	89829	89838	89838	89205	89205	89829
3	STRAIN RELIEF	82227	89045	89017	89017	89045	82227	89045	89045	89017	89017	82227
4	ACTUATOR SWITCH BRKT	89039	89039	89039	89039	89039	89039	89039	89039	89039	89039	89039
5	SWITCH, LIMIT 15 AMP	89043	89043	89043	89043	89043	89043	89043	89043	89043	89043	89043
6	8-32 SERRATED FLANGE NUT	61151	61151	61151	61151	61151	61151	61151	61151	61151	61151	61151
7	SQUARE FLANGED RECEPTACLE	49224	49224	49224	49224	49224	49224	49224	49224	49224	49224	49224
8*	LEAD-IN CORD ASSY	89173	89172	89171	89170	89173	89169	89170	89170	89170	89170	89169



Power Head Components – Back View

General image shown for parts reference only (varies by model).




***CAUTION: If supply cord is damaged, it must be replaced by Gold Medal Products Co., its service agent, or similarly qualified persons in order to avoid a hazard.**

Item	Part Description	Part Number										
		8047D	8048D	8049D	8050D	8051D	8066	8068	8068FL	8073	8073BF	8075
1	SCREW #8-32X3/8 PAN HD PH	74141	74141	74141	74141	74141	74141	74141	74141	74141	74141	74141
2	REAR COVER CONTROL BOX	89019	89019	89326	89205	89326	89829	89838	89838	89205	89205	89829
3	STRAIN RELIEF	82227	89045	89017	89017	89045	82227	89045	89045	89017	89017	82227
4	ACTUATOR SWITCH BRKT	89039	89039	89039	89039	89039	89039	89039	89039	89039	89039	89039
5	SWITCH, LIMIT 15 AMP	89043	89043	89043	89043	89043	89043	89043	89043	89043	89043	89043
6	8-32 SERRATED FLANGE NUT	61151	61151	61151	61151	61151	61151	61151	61151	61151	61151	61151
7	SQUARE FLANGED RECEPTACLE	49224	49224	49224	49224	49224	49224	49224	49224	49224	49224	49224
8*	LEAD-IN CORD ASSY	89173	89172	89171	89170	89173	89169	89170	89170	89170	89170	89169



Power Head Components – Back View

General image shown for parts reference only (varies by model).




***CAUTION:** If supply cord is damaged, it must be replaced by Gold Medal Products Co., its service agent, or similarly qualified persons in order to avoid a hazard.

Item	Part Description	Part Number										
		8047D	8048D	8049D	8050D	8051D	8066	8068	8068FL	8073	8073BF	8075
1	SCREW #8-32X3/8 PAN HD PH	74141	74141	74141	74141	74141	74141	74141	74141	74141	74141	74141
2	REAR COVER CONTROL BOX	89019	89019	89326	89205	89326	89829	89838	89838	89205	89205	89829
3	STRAIN RELIEF	82227	89045	89017	89017	89045	82227	89045	89045	89017	89017	82227
4	ACTUATOR SWITCH BRKT	89039	89039	89039	89039	89039	89039	89039	89039	89039	89039	89039
5	SWITCH, LIMIT 15 AMP	89043	89043	89043	89043	89043	89043	89043	89043	89043	89043	89043
6	8-32 SERRATED FLANGE NUT	61151	61151	61151	61151	61151	61151	61151	61151	61151	61151	61151
7	SQUARE FLANGED RECEPTACLE	49224	49224	49224	49224	49224	49224	49224	49224	49224	49224	49224
8*	LEAD-IN CORD ASSY	89173	89172	89171	89170	89173	89169	89170	89170	89170	89170	89169



Power Head Components – Back View

General image shown for parts reference only (varies by model).




***CAUTION: If supply cord is damaged, it must be replaced by Gold Medal Products Co., its service agent, or similarly qualified persons in order to avoid a hazard.**

Item	Part Description	Part Number										
		8047D	8048D	8049D	8050D	8051D	8066	8068	8068FL	8073	8073BF	8075
1	SCREW #8-32X3/8 PAN HD PH	74141	74141	74141	74141	74141	74141	74141	74141	74141	74141	74141
2	REAR COVER CONTROL BOX	89019	89019	89326	89205	89326	89829	89838	89838	89205	89205	89829
3	STRAIN RELIEF	82227	89045	89017	89017	89045	82227	89045	89045	89017	89017	82227
4	ACTUATOR SWITCH BRKT	89039	89039	89039	89039	89039	89039	89039	89039	89039	89039	89039
5	SWITCH, LIMIT 15 AMP	89043	89043	89043	89043	89043	89043	89043	89043	89043	89043	89043
6	8-32 SERRATED FLANGE NUT	61151	61151	61151	61151	61151	61151	61151	61151	61151	61151	61151
7	SQUARE FLANGED RECEPTACLE	49224	49224	49224	49224	49224	49224	49224	49224	49224	49224	49224
8*	LEAD-IN CORD ASSY	89173	89172	89171	89170	89173	89169	89170	89170	89170	89170	89169



Power Head Components – Back View

General image shown for parts reference only (varies by model).




***CAUTION: If supply cord is damaged, it must be replaced by Gold Medal Products Co., its service agent, or similarly qualified persons in order to avoid a hazard.**

Item	Part Description	Part Number										
		8047D	8048D	8049D	8050D	8051D	8066	8068	8068FL	8073	8073BF	8075
1	SCREW #8-32X3/8 PAN HD PH	74141	74141	74141	74141	74141	74141	74141	74141	74141	74141	74141
2	REAR COVER CONTROL BOX	89019	89019	89326	89205	89326	89829	89838	89838	89205	89205	89829
3	STRAIN RELIEF	82227	89045	89017	89017	89045	82227	89045	89045	89017	89017	82227
4	ACTUATOR SWITCH BRKT	89039	89039	89039	89039	89039	89039	89039	89039	89039	89039	89039
5	SWITCH, LIMIT 15 AMP	89043	89043	89043	89043	89043	89043	89043	89043	89043	89043	89043
6	8-32 SERRATED FLANGE NUT	61151	61151	61151	61151	61151	61151	61151	61151	61151	61151	61151
7	SQUARE FLANGED RECEPTACLE	49224	49224	49224	49224	49224	49224	49224	49224	49224	49224	49224
8*	LEAD-IN CORD ASSY	89173	89172	89171	89170	89173	89169	89170	89170	89170	89170	89169



Power Head Components – Back View

General image shown for parts reference only (varies by model).




***CAUTION:** If supply cord is damaged, it must be replaced by Gold Medal Products Co., its service agent, or similarly qualified persons in order to avoid a hazard.

Item	Part Description	Part Number										
		8047D	8048D	8049D	8050D	8051D	8066	8068	8068FL	8073	8073BF	8075
1	SCREW #8-32X3/8 PAN HD PH	74141	74141	74141	74141	74141	74141	74141	74141	74141	74141	74141
2	REAR COVER CONTROL BOX	89019	89019	89326	89205	89326	89829	89838	89838	89205	89205	89829
3	STRAIN RELIEF	82227	89045	89017	89017	89045	82227	89045	89045	89017	89017	82227
4	ACTUATOR SWITCH BRKT	89039	89039	89039	89039	89039	89039	89039	89039	89039	89039	89039
5	SWITCH, LIMIT 15 AMP	89043	89043	89043	89043	89043	89043	89043	89043	89043	89043	89043
6	8-32 SERRATED FLANGE NUT	61151	61151	61151	61151	61151	61151	61151	61151	61151	61151	61151
7	SQUARE FLANGED RECEPTACLE	49224	49224	49224	49224	49224	49224	49224	49224	49224	49224	49224
8*	LEAD-IN CORD ASSY	89173	89172	89171	89170	89173	89169	89170	89170	89170	89170	89169



Power Head Components – Back View

General image shown for parts reference only (varies by model).




***CAUTION:** If supply cord is damaged, it must be replaced by Gold Medal Products Co., its service agent, or similarly qualified persons in order to avoid a hazard.

Item	Part Description	Part Number										
		8047D	8048D	8049D	8050D	8051D	8066	8068	8068FL	8073	8073BF	8075
1	SCREW #8-32X3/8 PAN HD PH	74141	74141	74141	74141	74141	74141	74141	74141	74141	74141	74141
2	REAR COVER CONTROL BOX	89019	89019	89326	89205	89326	89829	89838	89838	89205	89205	89829
3	STRAIN RELIEF	82227	89045	89017	89017	89045	82227	89045	89045	89017	89017	82227
4	ACTUATOR SWITCH BRKT	89039	89039	89039	89039	89039	89039	89039	89039	89039	89039	89039
5	SWITCH, LIMIT 15 AMP	89043	89043	89043	89043	89043	89043	89043	89043	89043	89043	89043
6	8-32 SERRATED FLANGE NUT	61151	61151	61151	61151	61151	61151	61151	61151	61151	61151	61151
7	SQUARE FLANGED RECEPTACLE	49224	49224	49224	49224	49224	49224	49224	49224	49224	49224	49224
8*	LEAD-IN CORD ASSY	89173	89172	89171	89170	89173	89169	89170	89170	89170	89170	89169



Power Head Components – Back View

General image shown for parts reference only (varies by model).




***CAUTION: If supply cord is damaged, it must be replaced by Gold Medal Products Co., its service agent, or similarly qualified persons in order to avoid a hazard.**

Item	Part Description	Part Number										
		8047D	8048D	8049D	8050D	8051D	8066	8068	8068FL	8073	8073BF	8075
1	SCREW #8-32X3/8 PAN HD PH	74141	74141	74141	74141	74141	74141	74141	74141	74141	74141	74141
2	REAR COVER CONTROL BOX	89019	89019	89326	89205	89326	89829	89838	89838	89205	89205	89829
3	STRAIN RELIEF	82227	89045	89017	89017	89045	82227	89045	89045	89017	89017	82227
4	ACTUATOR SWITCH BRKT	89039	89039	89039	89039	89039	89039	89039	89039	89039	89039	89039
5	SWITCH, LIMIT 15 AMP	89043	89043	89043	89043	89043	89043	89043	89043	89043	89043	89043
6	8-32 SERRATED FLANGE NUT	61151	61151	61151	61151	61151	61151	61151	61151	61151	61151	61151
7	SQUARE FLANGED RECEPTACLE	49224	49224	49224	49224	49224	49224	49224	49224	49224	49224	49224
8*	LEAD-IN CORD ASSY	89173	89172	89171	89170	89173	89169	89170	89170	89170	89170	89169



Power Head Components – Back View

General image shown for parts reference only (varies by model).




***CAUTION:** If supply cord is damaged, it must be replaced by Gold Medal Products Co., its service agent, or similarly qualified persons in order to avoid a hazard.

Item	Part Description	Part Number										
		8047D	8048D	8049D	8050D	8051D	8066	8068	8068FL	8073	8073BF	8075
1	SCREW #8-32X3/8 PAN HD PH	74141	74141	74141	74141	74141	74141	74141	74141	74141	74141	74141
2	REAR COVER CONTROL BOX	89019	89019	89326	89205	89326	89829	89838	89838	89205	89205	89829
3	STRAIN RELIEF	82227	89045	89017	89017	89045	82227	89045	89045	89017	89017	82227
4	ACTUATOR SWITCH BRKT	89039	89039	89039	89039	89039	89039	89039	89039	89039	89039	89039
5	SWITCH, LIMIT 15 AMP	89043	89043	89043	89043	89043	89043	89043	89043	89043	89043	89043
6	8-32 SERRATED FLANGE NUT	61151	61151	61151	61151	61151	61151	61151	61151	61151	61151	61151
7	SQUARE FLANGED RECEPTACLE	49224	49224	49224	49224	49224	49224	49224	49224	49224	49224	49224
8*	LEAD-IN CORD ASSY	89173	89172	89171	89170	89173	89169	89170	89170	89170	89170	89169



Power Head Components – Back View

General image shown for parts reference only (varies by model).




***CAUTION:** If supply cord is damaged, it must be replaced by Gold Medal Products Co., its service agent, or similarly qualified persons in order to avoid a hazard.

Item	Part Description	Part Number										
		8047D	8048D	8049D	8050D	8051D	8066	8068	8068FL	8073	8073BF	8075
1	SCREW #8-32X3/8 PAN HD PH	74141	74141	74141	74141	74141	74141	74141	74141	74141	74141	74141
2	REAR COVER CONTROL BOX	89019	89019	89326	89205	89326	89829	89838	89838	89205	89205	89829
3	STRAIN RELIEF	82227	89045	89017	89017	89045	82227	89045	89045	89017	89017	82227
4	ACTUATOR SWITCH BRKT	89039	89039	89039	89039	89039	89039	89039	89039	89039	89039	89039
5	SWITCH, LIMIT 15 AMP	89043	89043	89043	89043	89043	89043	89043	89043	89043	89043	89043
6	8-32 SERRATED FLANGE NUT	61151	61151	61151	61151	61151	61151	61151	61151	61151	61151	61151
7	SQUARE FLANGED RECEPTACLE	49224	49224	49224	49224	49224	49224	49224	49224	49224	49224	49224
8*	LEAD-IN CORD ASSY	89173	89172	89171	89170	89173	89169	89170	89170	89170	89170	89169



Power Head Components – Back View

General image shown for parts reference only (varies by model).




***CAUTION:** If supply cord is damaged, it must be replaced by Gold Medal Products Co., its service agent, or similarly qualified persons in order to avoid a hazard.

Item	Part Description	Part Number										
		8047D	8048D	8049D	8050D	8051D	8066	8068	8068FL	8073	8073BF	8075
1	SCREW #8-32X3/8 PAN HD PH	74141	74141	74141	74141	74141	74141	74141	74141	74141	74141	74141
2	REAR COVER CONTROL BOX	89019	89019	89326	89205	89326	89829	89838	89838	89205	89205	89829
3	STRAIN RELIEF	82227	89045	89017	89017	89045	82227	89045	89045	89017	89017	82227
4	ACTUATOR SWITCH BRKT	89039	89039	89039	89039	89039	89039	89039	89039	89039	89039	89039
5	SWITCH, LIMIT 15 AMP	89043	89043	89043	89043	89043	89043	89043	89043	89043	89043	89043
6	8-32 SERRATED FLANGE NUT	61151	61151	61151	61151	61151	61151	61151	61151	61151	61151	61151
7	SQUARE FLANGED RECEPTACLE	49224	49224	49224	49224	49224	49224	49224	49224	49224	49224	49224
8*	LEAD-IN CORD ASSY	89173	89172	89171	89170	89173	89169	89170	89170	89170	89170	89169



Power Head Components – Back View

General image shown for parts reference only (varies by model).




***CAUTION:** If supply cord is damaged, it must be replaced by Gold Medal Products Co., its service agent, or similarly qualified persons in order to avoid a hazard.

Item	Part Description	Part Number										
		8047D	8048D	8049D	8050D	8051D	8066	8068	8068FL	8073	8073BF	8075
1	SCREW #8-32X3/8 PAN HD PH	74141	74141	74141	74141	74141	74141	74141	74141	74141	74141	74141
2	REAR COVER CONTROL BOX	89019	89019	89326	89205	89326	89829	89838	89838	89205	89205	89829
3	STRAIN RELIEF	82227	89045	89017	89017	89045	82227	89045	89045	89017	89017	82227
4	ACTUATOR SWITCH BRKT	89039	89039	89039	89039	89039	89039	89039	89039	89039	89039	89039
5	SWITCH, LIMIT 15 AMP	89043	89043	89043	89043	89043	89043	89043	89043	89043	89043	89043
6	8-32 SERRATED FLANGE NUT	61151	61151	61151	61151	61151	61151	61151	61151	61151	61151	61151
7	SQUARE FLANGED RECEPTACLE	49224	49224	49224	49224	49224	49224	49224	49224	49224	49224	49224
8*	LEAD-IN CORD ASSY	89173	89172	89171	89170	89173	89169	89170	89170	89170	89170	89169



Power Head Components – Back View

General image shown for parts reference only (varies by model).



See Safety Label Section


***CAUTION: If supply cord is damaged, it must be replaced by Gold Medal Products Co., its service agent, or similarly qualified persons in order to avoid a hazard.**

Item	Part Description	Part Number										
		8047D	8048D	8049D	8050D	8051D	8066	8068	8068FL	8073	8073BF	8075
1	SCREW #8-32X3/8 PAN HD PH	74141	74141	74141	74141	74141	74141	74141	74141	74141	74141	74141
2	REAR COVER CONTROL BOX	89019	89019	89326	89205	89326	89829	89838	89838	89205	89205	89829
3	STRAIN RELIEF	82227	89045	89017	89017	89045	82227	89045	89045	89017	89017	82227
4	ACTUATOR SWITCH BRKT	89039	89039	89039	89039	89039	89039	89039	89039	89039	89039	89039
5	SWITCH, LIMIT 15 AMP	89043	89043	89043	89043	89043	89043	89043	89043	89043	89043	89043
6	8-32 SERRATED FLANGE NUT	61151	61151	61151	61151	61151	61151	61151	61151	61151	61151	61151
7	SQUARE FLANGED RECEPTACLE	49224	49224	49224	49224	49224	49224	49224	49224	49224	49224	49224
8*	LEAD-IN CORD ASSY	89173	89172	89171	89170	89173	89169	89170	89170	89170	89170	89169



Power Head Components – Back View

General image shown for parts reference only (varies by model).




***CAUTION:** If supply cord is damaged, it must be replaced by Gold Medal Products Co., its service agent, or similarly qualified persons in order to avoid a hazard.

Item	Part Description	Part Number										
		8047D	8048D	8049D	8050D	8051D	8066	8068	8068FL	8073	8073BF	8075
1	SCREW #8-32X3/8 PAN HD PH	74141	74141	74141	74141	74141	74141	74141	74141	74141	74141	74141
2	REAR COVER CONTROL BOX	89019	89019	89326	89205	89326	89829	89838	89838	89205	89205	89829
3	STRAIN RELIEF	82227	89045	89017	89017	89045	82227	89045	89045	89017	89017	82227
4	ACTUATOR SWITCH BRKT	89039	89039	89039	89039	89039	89039	89039	89039	89039	89039	89039
5	SWITCH, LIMIT 15 AMP	89043	89043	89043	89043	89043	89043	89043	89043	89043	89043	89043
6	8-32 SERRATED FLANGE NUT	61151	61151	61151	61151	61151	61151	61151	61151	61151	61151	61151
7	SQUARE FLANGED RECEPTACLE	49224	49224	49224	49224	49224	49224	49224	49224	49224	49224	49224
8*	LEAD-IN CORD ASSY	89173	89172	89171	89170	89173	89169	89170	89170	89170	89170	89169



Power Head Components – Back View

General image shown for parts reference only (varies by model).




***CAUTION:** If supply cord is damaged, it must be replaced by Gold Medal Products Co., its service agent, or similarly qualified persons in order to avoid a hazard.

Item	Part Description	Part Number										
		8047D	8048D	8049D	8050D	8051D	8066	8068	8068FL	8073	8073BF	8075
1	SCREW #8-32X3/8 PAN HD PH	74141	74141	74141	74141	74141	74141	74141	74141	74141	74141	74141
2	REAR COVER CONTROL BOX	89019	89019	89326	89205	89326	89829	89838	89838	89205	89205	89829
3	STRAIN RELIEF	82227	89045	89017	89017	89045	82227	89045	89045	89017	89017	82227
4	ACTUATOR SWITCH BRKT	89039	89039	89039	89039	89039	89039	89039	89039	89039	89039	89039
5	SWITCH, LIMIT 15 AMP	89043	89043	89043	89043	89043	89043	89043	89043	89043	89043	89043
6	8-32 SERRATED FLANGE NUT	61151	61151	61151	61151	61151	61151	61151	61151	61151	61151	61151
7	SQUARE FLANGED RECEPTACLE	49224	49224	49224	49224	49224	49224	49224	49224	49224	49224	49224
8*	LEAD-IN CORD ASSY	89173	89172	89171	89170	89173	89169	89170	89170	89170	89170	89169



Power Head Components – Back View

General image shown for parts reference only (varies by model).




***CAUTION:** If supply cord is damaged, it must be replaced by Gold Medal Products Co., its service agent, or similarly qualified persons in order to avoid a hazard.

Item	Part Description	Part Number										
		8047D	8048D	8049D	8050D	8051D	8066	8068	8068FL	8073	8073BF	8075
1	SCREW #8-32X3/8 PAN HD PH	74141	74141	74141	74141	74141	74141	74141	74141	74141	74141	74141
2	REAR COVER CONTROL BOX	89019	89019	89326	89205	89326	89829	89838	89838	89205	89205	89829
3	STRAIN RELIEF	82227	89045	89017	89017	89045	82227	89045	89045	89017	89017	82227
4	ACTUATOR SWITCH BRKT	89039	89039	89039	89039	89039	89039	89039	89039	89039	89039	89039
5	SWITCH, LIMIT 15 AMP	89043	89043	89043	89043	89043	89043	89043	89043	89043	89043	89043
6	8-32 SERRATED FLANGE NUT	61151	61151	61151	61151	61151	61151	61151	61151	61151	61151	61151
7	SQUARE FLANGED RECEPTACLE	49224	49224	49224	49224	49224	49224	49224	49224	49224	49224	49224
8*	LEAD-IN CORD ASSY	89173	89172	89171	89170	89173	89169	89170	89170	89170	89170	89169



Power Head Components – Back View

General image shown for parts reference only (varies by model).




***CAUTION:** If supply cord is damaged, it must be replaced by Gold Medal Products Co., its service agent, or similarly qualified persons in order to avoid a hazard.

Item	Part Description	Part Number										
		8047D	8048D	8049D	8050D	8051D	8066	8068	8068FL	8073	8073BF	8075
1	SCREW #8-32X3/8 PAN HD PH	74141	74141	74141	74141	74141	74141	74141	74141	74141	74141	74141
2	REAR COVER CONTROL BOX	89019	89019	89326	89205	89326	89829	89838	89838	89205	89205	89829
3	STRAIN RELIEF	82227	89045	89017	89017	89045	82227	89045	89045	89017	89017	82227
4	ACTUATOR SWITCH BRKT	89039	89039	89039	89039	89039	89039	89039	89039	89039	89039	89039
5	SWITCH, LIMIT 15 AMP	89043	89043	89043	89043	89043	89043	89043	89043	89043	89043	89043
6	8-32 SERRATED FLANGE NUT	61151	61151	61151	61151	61151	61151	61151	61151	61151	61151	61151
7	SQUARE FLANGED RECEPTACLE	49224	49224	49224	49224	49224	49224	49224	49224	49224	49224	49224
8*	LEAD-IN CORD ASSY	89173	89172	89171	89170	89173	89169	89170	89170	89170	89170	89169



Power Head Components – Back View

General image shown for parts reference only (varies by model).




***CAUTION:** If supply cord is damaged, it must be replaced by Gold Medal Products Co., its service agent, or similarly qualified persons in order to avoid a hazard.

Item	Part Description	Part Number										
		8047D	8048D	8049D	8050D	8051D	8066	8068	8068FL	8073	8073BF	8075
1	SCREW #8-32X3/8 PAN HD PH	74141	74141	74141	74141	74141	74141	74141	74141	74141	74141	74141
2	REAR COVER CONTROL BOX	89019	89019	89326	89205	89326	89829	89838	89838	89205	89205	89829
3	STRAIN RELIEF	82227	89045	89017	89017	89045	82227	89045	89045	89017	89017	82227
4	ACTUATOR SWITCH BRKT	89039	89039	89039	89039	89039	89039	89039	89039	89039	89039	89039
5	SWITCH, LIMIT 15 AMP	89043	89043	89043	89043	89043	89043	89043	89043	89043	89043	89043
6	8-32 SERRATED FLANGE NUT	61151	61151	61151	61151	61151	61151	61151	61151	61151	61151	61151
7	SQUARE FLANGED RECEPTACLE	49224	49224	49224	49224	49224	49224	49224	49224	49224	49224	49224
8*	LEAD-IN CORD ASSY	89173	89172	89171	89170	89173	89169	89170	89170	89170	89170	89169



Power Head Components – Back View

General image shown for parts reference only (varies by model).




***CAUTION:** If supply cord is damaged, it must be replaced by Gold Medal Products Co., its service agent, or similarly qualified persons in order to avoid a hazard.

Item	Part Description	Part Number										
		8047D	8048D	8049D	8050D	8051D	8066	8068	8068FL	8073	8073BF	8075
1	SCREW #8-32X3/8 PAN HD PH	74141	74141	74141	74141	74141	74141	74141	74141	74141	74141	74141
2	REAR COVER CONTROL BOX	89019	89019	89326	89205	89326	89829	89838	89838	89205	89205	89829
3	STRAIN RELIEF	82227	89045	89017	89017	89045	82227	89045	89045	89017	89017	82227
4	ACTUATOR SWITCH BRKT	89039	89039	89039	89039	89039	89039	89039	89039	89039	89039	89039
5	SWITCH, LIMIT 15 AMP	89043	89043	89043	89043	89043	89043	89043	89043	89043	89043	89043
6	8-32 SERRATED FLANGE NUT	61151	61151	61151	61151	61151	61151	61151	61151	61151	61151	61151
7	SQUARE FLANGED RECEPTACLE	49224	49224	49224	49224	49224	49224	49224	49224	49224	49224	49224
8*	LEAD-IN CORD ASSY	89173	89172	89171	89170	89173	89169	89170	89170	89170	89170	89169



Power Head Components – Back View

General image shown for parts reference only (varies by model).




***CAUTION: If supply cord is damaged, it must be replaced by Gold Medal Products Co., its service agent, or similarly qualified persons in order to avoid a hazard.**

Item	Part Description	Part Number										
		8047D	8048D	8049D	8050D	8051D	8066	8068	8068FL	8073	8073BF	8075
1	SCREW #8-32X3/8 PAN HD PH	74141	74141	74141	74141	74141	74141	74141	74141	74141	74141	74141
2	REAR COVER CONTROL BOX	89019	89019	89326	89205	89326	89829	89838	89838	89205	89205	89829
3	STRAIN RELIEF	82227	89045	89017	89017	89045	82227	89045	89045	89017	89017	82227
4	ACTUATOR SWITCH BRKT	89039	89039	89039	89039	89039	89039	89039	89039	89039	89039	89039
5	SWITCH, LIMIT 15 AMP	89043	89043	89043	89043	89043	89043	89043	89043	89043	89043	89043
6	8-32 SERRATED FLANGE NUT	61151	61151	61151	61151	61151	61151	61151	61151	61151	61151	61151
7	SQUARE FLANGED RECEPTACLE	49224	49224	49224	49224	49224	49224	49224	49224	49224	49224	49224
8*	LEAD-IN CORD ASSY	89173	89172	89171	89170	89173	89169	89170	89170	89170	89170	89169



Power Head Components – Back View

General image shown for parts reference only (varies by model).




***CAUTION:** If supply cord is damaged, it must be replaced by Gold Medal Products Co., its service agent, or similarly qualified persons in order to avoid a hazard.

Item	Part Description	Part Number										
		8047D	8048D	8049D	8050D	8051D	8066	8068	8068FL	8073	8073BF	8075
1	SCREW #8-32X3/8 PAN HD PH	74141	74141	74141	74141	74141	74141	74141	74141	74141	74141	74141
2	REAR COVER CONTROL BOX	89019	89019	89326	89205	89326	89829	89838	89838	89205	89205	89829
3	STRAIN RELIEF	82227	89045	89017	89017	89045	82227	89045	89045	89017	89017	82227
4	ACTUATOR SWITCH BRKT	89039	89039	89039	89039	89039	89039	89039	89039	89039	89039	89039
5	SWITCH, LIMIT 15 AMP	89043	89043	89043	89043	89043	89043	89043	89043	89043	89043	89043
6	8-32 SERRATED FLANGE NUT	61151	61151	61151	61151	61151	61151	61151	61151	61151	61151	61151
7	SQUARE FLANGED RECEPTACLE	49224	49224	49224	49224	49224	49224	49224	49224	49224	49224	49224
8*	LEAD-IN CORD ASSY	89173	89172	89171	89170	89173	89169	89170	89170	89170	89170	89169



Power Head Components – Back View

General image shown for parts reference only (varies by model).




***CAUTION:** If supply cord is damaged, it must be replaced by Gold Medal Products Co., its service agent, or similarly qualified persons in order to avoid a hazard.

Item	Part Description	Part Number										
		8047D	8048D	8049D	8050D	8051D	8066	8068	8068FL	8073	8073BF	8075
1	SCREW #8-32X3/8 PAN HD PH	74141	74141	74141	74141	74141	74141	74141	74141	74141	74141	74141
2	REAR COVER CONTROL BOX	89019	89019	89326	89205	89326	89829	89838	89838	89205	89205	89829
3	STRAIN RELIEF	82227	89045	89017	89017	89045	82227	89045	89045	89017	89017	82227
4	ACTUATOR SWITCH BRKT	89039	89039	89039	89039	89039	89039	89039	89039	89039	89039	89039
5	SWITCH, LIMIT 15 AMP	89043	89043	89043	89043	89043	89043	89043	89043	89043	89043	89043
6	8-32 SERRATED FLANGE NUT	61151	61151	61151	61151	61151	61151	61151	61151	61151	61151	61151
7	SQUARE FLANGED RECEPTACLE	49224	49224	49224	49224	49224	49224	49224	49224	49224	49224	49224
8*	LEAD-IN CORD ASSY	89173	89172	89171	89170	89173	89169	89170	89170	89170	89170	89169



Power Head Components – Back View

General image shown for parts reference only (varies by model).



See Safety Label Section


***CAUTION: If supply cord is damaged, it must be replaced by Gold Medal Products Co., its service agent, or similarly qualified persons in order to avoid a hazard.**

Item	Part Description	Part Number										
		8047D	8048D	8049D	8050D	8051D	8066	8068	8068FL	8073	8073BF	8075
1	SCREW #8-32X3/8 PAN HD PH	74141	74141	74141	74141	74141	74141	74141	74141	74141	74141	74141
2	REAR COVER CONTROL BOX	89019	89019	89326	89205	89326	89829	89838	89838	89205	89205	89829
3	STRAIN RELIEF	82227	89045	89017	89017	89045	82227	89045	89045	89017	89017	82227
4	ACTUATOR SWITCH BRKT	89039	89039	89039	89039	89039	89039	89039	89039	89039	89039	89039
5	SWITCH, LIMIT 15 AMP	89043	89043	89043	89043	89043	89043	89043	89043	89043	89043	89043
6	8-32 SERRATED FLANGE NUT	61151	61151	61151	61151	61151	61151	61151	61151	61151	61151	61151
7	SQUARE FLANGED RECEPTACLE	49224	49224	49224	49224	49224	49224	49224	49224	49224	49224	49224
8*	LEAD-IN CORD ASSY	89173	89172	89171	89170	89173	89169	89170	89170	89170	89170	89169



Power Head Components – Back View

General image shown for parts reference only (varies by model).




***CAUTION: If supply cord is damaged, it must be replaced by Gold Medal Products Co., its service agent, or similarly qualified persons in order to avoid a hazard.**

Item	Part Description	Part Number										
		8047D	8048D	8049D	8050D	8051D	8066	8068	8068FL	8073	8073BF	8075
1	SCREW #8-32X3/8 PAN HD PH	74141	74141	74141	74141	74141	74141	74141	74141	74141	74141	74141
2	REAR COVER CONTROL BOX	89019	89019	89326	89205	89326	89829	89838	89838	89205	89205	89829
3	STRAIN RELIEF	82227	89045	89017	89017	89045	82227	89045	89045	89017	89017	82227
4	ACTUATOR SWITCH BRKT	89039	89039	89039	89039	89039	89039	89039	89039	89039	89039	89039
5	SWITCH, LIMIT 15 AMP	89043	89043	89043	89043	89043	89043	89043	89043	89043	89043	89043
6	8-32 SERRATED FLANGE NUT	61151	61151	61151	61151	61151	61151	61151	61151	61151	61151	61151
7	SQUARE FLANGED RECEPTACLE	49224	49224	49224	49224	49224	49224	49224	49224	49224	49224	49224
8*	LEAD-IN CORD ASSY	89173	89172	89171	89170	89173	89169	89170	89170	89170	89170	89169



Power Head Components – Back View

General image shown for parts reference only (varies by model).




***CAUTION:** If supply cord is damaged, it must be replaced by Gold Medal Products Co., its service agent, or similarly qualified persons in order to avoid a hazard.

Item	Part Description	Part Number										
		8047D	8048D	8049D	8050D	8051D	8066	8068	8068FL	8073	8073BF	8075
1	SCREW #8-32X3/8 PAN HD PH	74141	74141	74141	74141	74141	74141	74141	74141	74141	74141	74141
2	REAR COVER CONTROL BOX	89019	89019	89326	89205	89326	89829	89838	89838	89205	89205	89829
3	STRAIN RELIEF	82227	89045	89017	89017	89045	82227	89045	89045	89017	89017	82227
4	ACTUATOR SWITCH BRKT	89039	89039	89039	89039	89039	89039	89039	89039	89039	89039	89039
5	SWITCH, LIMIT 15 AMP	89043	89043	89043	89043	89043	89043	89043	89043	89043	89043	89043
6	8-32 SERRATED FLANGE NUT	61151	61151	61151	61151	61151	61151	61151	61151	61151	61151	61151
7	SQUARE FLANGED RECEPTACLE	49224	49224	49224	49224	49224	49224	49224	49224	49224	49224	49224
8*	LEAD-IN CORD ASSY	89173	89172	89171	89170	89173	89169	89170	89170	89170	89170	89169



Power Head Components – Back View

General image shown for parts reference only (varies by model).




***CAUTION: If supply cord is damaged, it must be replaced by Gold Medal Products Co., its service agent, or similarly qualified persons in order to avoid a hazard.**

Item	Part Description	Part Number										
		8047D	8048D	8049D	8050D	8051D	8066	8068	8068FL	8073	8073BF	8075
1	SCREW #8-32X3/8 PAN HD PH	74141	74141	74141	74141	74141	74141	74141	74141	74141	74141	74141
2	REAR COVER CONTROL BOX	89019	89019	89326	89205	89326	89829	89838	89838	89205	89205	89829
3	STRAIN RELIEF	82227	89045	89017	89017	89045	82227	89045	89045	89017	89017	82227
4	ACTUATOR SWITCH BRKT	89039	89039	89039	89039	89039	89039	89039	89039	89039	89039	89039
5	SWITCH, LIMIT 15 AMP	89043	89043	89043	89043	89043	89043	89043	89043	89043	89043	89043
6	8-32 SERRATED FLANGE NUT	61151	61151	61151	61151	61151	61151	61151	61151	61151	61151	61151
7	SQUARE FLANGED RECEPTACLE	49224	49224	49224	49224	49224	49224	49224	49224	49224	49224	49224
8*	LEAD-IN CORD ASSY	89173	89172	89171	89170	89173	89169	89170	89170	89170	89170	89169



Power Head Components – Back View

General image shown for parts reference only (varies by model).




***CAUTION:** If supply cord is damaged, it must be replaced by Gold Medal Products Co., its service agent, or similarly qualified persons in order to avoid a hazard.

Item	Part Description	Part Number										
		8047D	8048D	8049D	8050D	8051D	8066	8068	8068FL	8073	8073BF	8075
1	SCREW #8-32X3/8 PAN HD PH	74141	74141	74141	74141	74141	74141	74141	74141	74141	74141	74141
2	REAR COVER CONTROL BOX	89019	89019	89326	89205	89326	89829	89838	89838	89205	89205	89829
3	STRAIN RELIEF	82227	89045	89017	89017	89045	82227	89045	89045	89017	89017	82227
4	ACTUATOR SWITCH BRKT	89039	89039	89039	89039	89039	89039	89039	89039	89039	89039	89039
5	SWITCH, LIMIT 15 AMP	89043	89043	89043	89043	89043	89043	89043	89043	89043	89043	89043
6	8-32 SERRATED FLANGE NUT	61151	61151	61151	61151	61151	61151	61151	61151	61151	61151	61151
7	SQUARE FLANGED RECEPTACLE	49224	49224	49224	49224	49224	49224	49224	49224	49224	49224	49224
8*	LEAD-IN CORD ASSY	89173	89172	89171	89170	89173	89169	89170	89170	89170	89170	89169



Power Head Components – Back View

General image shown for parts reference only (varies by model).




***CAUTION: If supply cord is damaged, it must be replaced by Gold Medal Products Co., its service agent, or similarly qualified persons in order to avoid a hazard.**

Item	Part Description	Part Number										
		8047D	8048D	8049D	8050D	8051D	8066	8068	8068FL	8073	8073BF	8075
1	SCREW #8-32X3/8 PAN HD PH	74141	74141	74141	74141	74141	74141	74141	74141	74141	74141	74141
2	REAR COVER CONTROL BOX	89019	89019	89326	89205	89326	89829	89838	89838	89205	89205	89829
3	STRAIN RELIEF	82227	89045	89017	89017	89045	82227	89045	89045	89017	89017	82227
4	ACTUATOR SWITCH BRKT	89039	89039	89039	89039	89039	89039	89039	89039	89039	89039	89039
5	SWITCH, LIMIT 15 AMP	89043	89043	89043	89043	89043	89043	89043	89043	89043	89043	89043
6	8-32 SERRATED FLANGE NUT	61151	61151	61151	61151	61151	61151	61151	61151	61151	61151	61151
7	SQUARE FLANGED RECEPTACLE	49224	49224	49224	49224	49224	49224	49224	49224	49224	49224	49224
8*	LEAD-IN CORD ASSY	89173	89172	89171	89170	89173	89169	89170	89170	89170	89170	89169



Power Head Components – Back View

General image shown for parts reference only (varies by model).




***CAUTION:** If supply cord is damaged, it must be replaced by Gold Medal Products Co., its service agent, or similarly qualified persons in order to avoid a hazard.

Item	Part Description	Part Number										
		8047D	8048D	8049D	8050D	8051D	8066	8068	8068FL	8073	8073BF	8075
1	SCREW #8-32X3/8 PAN HD PH	74141	74141	74141	74141	74141	74141	74141	74141	74141	74141	74141
2	REAR COVER CONTROL BOX	89019	89019	89326	89205	89326	89829	89838	89838	89205	89205	89829
3	STRAIN RELIEF	82227	89045	89017	89017	89045	82227	89045	89045	89017	89017	82227
4	ACTUATOR SWITCH BRKT	89039	89039	89039	89039	89039	89039	89039	89039	89039	89039	89039
5	SWITCH, LIMIT 15 AMP	89043	89043	89043	89043	89043	89043	89043	89043	89043	89043	89043
6	8-32 SERRATED FLANGE NUT	61151	61151	61151	61151	61151	61151	61151	61151	61151	61151	61151
7	SQUARE FLANGED RECEPTACLE	49224	49224	49224	49224	49224	49224	49224	49224	49224	49224	49224
8*	LEAD-IN CORD ASSY	89173	89172	89171	89170	89173	89169	89170	89170	89170	89170	89169



Power Head Components – Back View

General image shown for parts reference only (varies by model).




***CAUTION:** If supply cord is damaged, it must be replaced by Gold Medal Products Co., its service agent, or similarly qualified persons in order to avoid a hazard.

Item	Part Description	Part Number										
		8047D	8048D	8049D	8050D	8051D	8066	8068	8068FL	8073	8073BF	8075
1	SCREW #8-32X3/8 PAN HD PH	74141	74141	74141	74141	74141	74141	74141	74141	74141	74141	74141
2	REAR COVER CONTROL BOX	89019	89019	89326	89205	89326	89829	89838	89838	89205	89205	89829
3	STRAIN RELIEF	82227	89045	89017	89017	89045	82227	89045	89045	89017	89017	82227
4	ACTUATOR SWITCH BRKT	89039	89039	89039	89039	89039	89039	89039	89039	89039	89039	89039
5	SWITCH, LIMIT 15 AMP	89043	89043	89043	89043	89043	89043	89043	89043	89043	89043	89043
6	8-32 SERRATED FLANGE NUT	61151	61151	61151	61151	61151	61151	61151	61151	61151	61151	61151
7	SQUARE FLANGED RECEPTACLE	49224	49224	49224	49224	49224	49224	49224	49224	49224	49224	49224
8*	LEAD-IN CORD ASSY	89173	89172	89171	89170	89173	89169	89170	89170	89170	89170	89169



Power Head Components – Back View

General image shown for parts reference only (varies by model).




***CAUTION:** If supply cord is damaged, it must be replaced by Gold Medal Products Co., its service agent, or similarly qualified persons in order to avoid a hazard.

Item	Part Description	Part Number										
		8047D	8048D	8049D	8050D	8051D	8066	8068	8068FL	8073	8073BF	8075
1	SCREW #8-32X3/8 PAN HD PH	74141	74141	74141	74141	74141	74141	74141	74141	74141	74141	74141
2	REAR COVER CONTROL BOX	89019	89019	89326	89205	89326	89829	89838	89838	89205	89205	89829
3	STRAIN RELIEF	82227	89045	89017	89017	89045	82227	89045	89045	89017	89017	82227
4	ACTUATOR SWITCH BRKT	89039	89039	89039	89039	89039	89039	89039	89039	89039	89039	89039
5	SWITCH, LIMIT 15 AMP	89043	89043	89043	89043	89043	89043	89043	89043	89043	89043	89043
6	8-32 SERRATED FLANGE NUT	61151	61151	61151	61151	61151	61151	61151	61151	61151	61151	61151
7	SQUARE FLANGED RECEPTACLE	49224	49224	49224	49224	49224	49224	49224	49224	49224	49224	49224
8*	LEAD-IN CORD ASSY	89173	89172	89171	89170	89173	89169	89170	89170	89170	89170	89169



Power Head Components – Back View

General image shown for parts reference only (varies by model).




***CAUTION:** If supply cord is damaged, it must be replaced by Gold Medal Products Co., its service agent, or similarly qualified persons in order to avoid a hazard.

Item	Part Description	Part Number										
		8047D	8048D	8049D	8050D	8051D	8066	8068	8068FL	8073	8073BF	8075
1	SCREW #8-32X3/8 PAN HD PH	74141	74141	74141	74141	74141	74141	74141	74141	74141	74141	74141
2	REAR COVER CONTROL BOX	89019	89019	89326	89205	89326	89829	89838	89838	89205	89205	89829
3	STRAIN RELIEF	82227	89045	89017	89017	89045	82227	89045	89045	89017	89017	82227
4	ACTUATOR SWITCH BRKT	89039	89039	89039	89039	89039	89039	89039	89039	89039	89039	89039
5	SWITCH, LIMIT 15 AMP	89043	89043	89043	89043	89043	89043	89043	89043	89043	89043	89043
6	8-32 SERRATED FLANGE NUT	61151	61151	61151	61151	61151	61151	61151	61151	61151	61151	61151
7	SQUARE FLANGED RECEPTACLE	49224	49224	49224	49224	49224	49224	49224	49224	49224	49224	49224
8*	LEAD-IN CORD ASSY	89173	89172	89171	89170	89173	89169	89170	89170	89170	89170	89169



Power Head Components – Back View

General image shown for parts reference only (varies by model).




***CAUTION:** If supply cord is damaged, it must be replaced by Gold Medal Products Co., its service agent, or similarly qualified persons in order to avoid a hazard.

Item	Part Description	Part Number										
		8047D	8048D	8049D	8050D	8051D	8066	8068	8068FL	8073	8073BF	8075
1	SCREW #8-32X3/8 PAN HD PH	74141	74141	74141	74141	74141	74141	74141	74141	74141	74141	74141
2	REAR COVER CONTROL BOX	89019	89019	89326	89205	89326	89829	89838	89838	89205	89205	89829
3	STRAIN RELIEF	82227	89045	89017	89017	89045	82227	89045	89045	89017	89017	82227
4	ACTUATOR SWITCH BRKT	89039	89039	89039	89039	89039	89039	89039	89039	89039	89039	89039
5	SWITCH, LIMIT 15 AMP	89043	89043	89043	89043	89043	89043	89043	89043	89043	89043	89043
6	8-32 SERRATED FLANGE NUT	61151	61151	61151	61151	61151	61151	61151	61151	61151	61151	61151
7	SQUARE FLANGED RECEPTACLE	49224	49224	49224	49224	49224	49224	49224	49224	49224	49224	49224
8*	LEAD-IN CORD ASSY	89173	89172	89171	89170	89173	89169	89170	89170	89170	89170	89169



Power Head Components – Back View

General image shown for parts reference only (varies by model).




***CAUTION:** If supply cord is damaged, it must be replaced by Gold Medal Products Co., its service agent, or similarly qualified persons in order to avoid a hazard.

Item	Part Description	Part Number										
		8047D	8048D	8049D	8050D	8051D	8066	8068	8068FL	8073	8073BF	8075
1	SCREW #8-32X3/8 PAN HD PH	74141	74141	74141	74141	74141	74141	74141	74141	74141	74141	74141
2	REAR COVER CONTROL BOX	89019	89019	89326	89205	89326	89829	89838	89838	89205	89205	89829
3	STRAIN RELIEF	82227	89045	89017	89017	89045	82227	89045	89045	89017	89017	82227
4	ACTUATOR SWITCH BRKT	89039	89039	89039	89039	89039	89039	89039	89039	89039	89039	89039
5	SWITCH, LIMIT 15 AMP	89043	89043	89043	89043	89043	89043	89043	89043	89043	89043	89043
6	8-32 SERRATED FLANGE NUT	61151	61151	61151	61151	61151	61151	61151	61151	61151	61151	61151
7	SQUARE FLANGED RECEPTACLE	49224	49224	49224	49224	49224	49224	49224	49224	49224	49224	49224
8*	LEAD-IN CORD ASSY	89173	89172	89171	89170	89173	89169	89170	89170	89170	89170	89169



Power Head Components – Back View

General image shown for parts reference only (varies by model).




***CAUTION:** If supply cord is damaged, it must be replaced by Gold Medal Products Co., its service agent, or similarly qualified persons in order to avoid a hazard.

Item	Part Description	Part Number										
		8047D	8048D	8049D	8050D	8051D	8066	8068	8068FL	8073	8073BF	8075
1	SCREW #8-32X3/8 PAN HD PH	74141	74141	74141	74141	74141	74141	74141	74141	74141	74141	74141
2	REAR COVER CONTROL BOX	89019	89019	89326	89205	89326	89829	89838	89838	89205	89205	89829
3	STRAIN RELIEF	82227	89045	89017	89017	89045	82227	89045	89045	89017	89017	82227
4	ACTUATOR SWITCH BRKT	89039	89039	89039	89039	89039	89039	89039	89039	89039	89039	89039
5	SWITCH, LIMIT 15 AMP	89043	89043	89043	89043	89043	89043	89043	89043	89043	89043	89043
6	8-32 SERRATED FLANGE NUT	61151	61151	61151	61151	61151	61151	61151	61151	61151	61151	61151
7	SQUARE FLANGED RECEPTACLE	49224	49224	49224	49224	49224	49224	49224	49224	49224	49224	49224
8*	LEAD-IN CORD ASSY	89173	89172	89171	89170	89173	89169	89170	89170	89170	89170	89169



Power Head Components – Back View

General image shown for parts reference only (varies by model).




***CAUTION:** If supply cord is damaged, it must be replaced by Gold Medal Products Co., its service agent, or similarly qualified persons in order to avoid a hazard.

Item	Part Description	Part Number										
		8047D	8048D	8049D	8050D	8051D	8066	8068	8068FL	8073	8073BF	8075
1	SCREW #8-32X3/8 PAN HD PH	74141	74141	74141	74141	74141	74141	74141	74141	74141	74141	74141
2	REAR COVER CONTROL BOX	89019	89019	89326	89205	89326	89829	89838	89838	89205	89205	89829
3	STRAIN RELIEF	82227	89045	89017	89017	89045	82227	89045	89045	89017	89017	82227
4	ACTUATOR SWITCH BRKT	89039	89039	89039	89039	89039	89039	89039	89039	89039	89039	89039
5	SWITCH, LIMIT 15 AMP	89043	89043	89043	89043	89043	89043	89043	89043	89043	89043	89043
6	8-32 SERRATED FLANGE NUT	61151	61151	61151	61151	61151	61151	61151	61151	61151	61151	61151
7	SQUARE FLANGED RECEPTACLE	49224	49224	49224	49224	49224	49224	49224	49224	49224	49224	49224
8*	LEAD-IN CORD ASSY	89173	89172	89171	89170	89173	89169	89170	89170	89170	89170	89169



Power Head Components – Back View

General image shown for parts reference only (varies by model).



See Safety Label Section


***CAUTION: If supply cord is damaged, it must be replaced by Gold Medal Products Co., its service agent, or similarly qualified persons in order to avoid a hazard.**

Item	Part Description	Part Number										
		8047D	8048D	8049D	8050D	8051D	8066	8068	8068FL	8073	8073BF	8075
1	SCREW #8-32X3/8 PAN HD PH	74141	74141	74141	74141	74141	74141	74141	74141	74141	74141	74141
2	REAR COVER CONTROL BOX	89019	89019	89326	89205	89326	89829	89838	89838	89205	89205	89829
3	STRAIN RELIEF	82227	89045	89017	89017	89045	82227	89045	89045	89017	89017	82227
4	ACTUATOR SWITCH BRKT	89039	89039	89039	89039	89039	89039	89039	89039	89039	89039	89039
5	SWITCH, LIMIT 15 AMP	89043	89043	89043	89043	89043	89043	89043	89043	89043	89043	89043
6	8-32 SERRATED FLANGE NUT	61151	61151	61151	61151	61151	61151	61151	61151	61151	61151	61151
7	SQUARE FLANGED RECEPTACLE	49224	49224	49224	49224	49224	49224	49224	49224	49224	49224	49224
8*	LEAD-IN CORD ASSY	89173	89172	89171	89170	89173	89169	89170	89170	89170	89170	89169



Power Head Components – Back View

General image shown for parts reference only (varies by model).




***CAUTION: If supply cord is damaged, it must be replaced by Gold Medal Products Co., its service agent, or similarly qualified persons in order to avoid a hazard.**

Item	Part Description	Part Number										
		8047D	8048D	8049D	8050D	8051D	8066	8068	8068FL	8073	8073BF	8075
1	SCREW #8-32X3/8 PAN HD PH	74141	74141	74141	74141	74141	74141	74141	74141	74141	74141	74141
2	REAR COVER CONTROL BOX	89019	89019	89326	89205	89326	89829	89838	89838	89205	89205	89829
3	STRAIN RELIEF	82227	89045	89017	89017	89045	82227	89045	89045	89017	89017	82227
4	ACTUATOR SWITCH BRKT	89039	89039	89039	89039	89039	89039	89039	89039	89039	89039	89039
5	SWITCH, LIMIT 15 AMP	89043	89043	89043	89043	89043	89043	89043	89043	89043	89043	89043
6	8-32 SERRATED FLANGE NUT	61151	61151	61151	61151	61151	61151	61151	61151	61151	61151	61151
7	SQUARE FLANGED RECEPTACLE	49224	49224	49224	49224	49224	49224	49224	49224	49224	49224	49224
8*	LEAD-IN CORD ASSY	89173	89172	89171	89170	89173	89169	89170	89170	89170	89170	89169



Power Head Components – Back View

General image shown for parts reference only (varies by model).




***CAUTION:** If supply cord is damaged, it must be replaced by Gold Medal Products Co., its service agent, or similarly qualified persons in order to avoid a hazard.

Item	Part Description	Part Number										
		8047D	8048D	8049D	8050D	8051D	8066	8068	8068FL	8073	8073BF	8075
1	SCREW #8-32X3/8 PAN HD PH	74141	74141	74141	74141	74141	74141	74141	74141	74141	74141	74141
2	REAR COVER CONTROL BOX	89019	89019	89326	89205	89326	89829	89838	89838	89205	89205	89829
3	STRAIN RELIEF	82227	89045	89017	89017	89045	82227	89045	89045	89017	89017	82227
4	ACTUATOR SWITCH BRKT	89039	89039	89039	89039	89039	89039	89039	89039	89039	89039	89039
5	SWITCH, LIMIT 15 AMP	89043	89043	89043	89043	89043	89043	89043	89043	89043	89043	89043
6	8-32 SERRATED FLANGE NUT	61151	61151	61151	61151	61151	61151	61151	61151	61151	61151	61151
7	SQUARE FLANGED RECEPTACLE	49224	49224	49224	49224	49224	49224	49224	49224	49224	49224	49224
8*	LEAD-IN CORD ASSY	89173	89172	89171	89170	89173	89169	89170	89170	89170	89170	89169



Power Head Components – Back View

General image shown for parts reference only (varies by model).




***CAUTION:** If supply cord is damaged, it must be replaced by Gold Medal Products Co., its service agent, or similarly qualified persons in order to avoid a hazard.

Item	Part Description	Part Number										
		8047D	8048D	8049D	8050D	8051D	8066	8068	8068FL	8073	8073BF	8075
1	SCREW #8-32X3/8 PAN HD PH	74141	74141	74141	74141	74141	74141	74141	74141	74141	74141	74141
2	REAR COVER CONTROL BOX	89019	89019	89326	89205	89326	89829	89838	89838	89205	89205	89829
3	STRAIN RELIEF	82227	89045	89017	89017	89045	82227	89045	89045	89017	89017	82227
4	ACTUATOR SWITCH BRKT	89039	89039	89039	89039	89039	89039	89039	89039	89039	89039	89039
5	SWITCH, LIMIT 15 AMP	89043	89043	89043	89043	89043	89043	89043	89043	89043	89043	89043
6	8-32 SERRATED FLANGE NUT	61151	61151	61151	61151	61151	61151	61151	61151	61151	61151	61151
7	SQUARE FLANGED RECEPTACLE	49224	49224	49224	49224	49224	49224	49224	49224	49224	49224	49224
8*	LEAD-IN CORD ASSY	89173	89172	89171	89170	89173	89169	89170	89170	89170	89170	89169



Power Head Components – Back View

General image shown for parts reference only (varies by model).




***CAUTION:** If supply cord is damaged, it must be replaced by Gold Medal Products Co., its service agent, or similarly qualified persons in order to avoid a hazard.

Item	Part Description	Part Number										
		8047D	8048D	8049D	8050D	8051D	8066	8068	8068FL	8073	8073BF	8075
1	SCREW #8-32X3/8 PAN HD PH	74141	74141	74141	74141	74141	74141	74141	74141	74141	74141	74141
2	REAR COVER CONTROL BOX	89019	89019	89326	89205	89326	89829	89838	89838	89205	89205	89829
3	STRAIN RELIEF	82227	89045	89017	89017	89045	82227	89045	89045	89017	89017	82227
4	ACTUATOR SWITCH BRKT	89039	89039	89039	89039	89039	89039	89039	89039	89039	89039	89039
5	SWITCH, LIMIT 15 AMP	89043	89043	89043	89043	89043	89043	89043	89043	89043	89043	89043
6	8-32 SERRATED FLANGE NUT	61151	61151	61151	61151	61151	61151	61151	61151	61151	61151	61151
7	SQUARE FLANGED RECEPTACLE	49224	49224	49224	49224	49224	49224	49224	49224	49224	49224	49224
8*	LEAD-IN CORD ASSY	89173	89172	89171	89170	89173	89169	89170	89170	89170	89170	89169



Power Head Components – Back View

General image shown for parts reference only (varies by model).




***CAUTION:** If supply cord is damaged, it must be replaced by Gold Medal Products Co., its service agent, or similarly qualified persons in order to avoid a hazard.

Item	Part Description	Part Number										
		8047D	8048D	8049D	8050D	8051D	8066	8068	8068FL	8073	8073BF	8075
1	SCREW #8-32X3/8 PAN HD PH	74141	74141	74141	74141	74141	74141	74141	74141	74141	74141	74141
2	REAR COVER CONTROL BOX	89019	89019	89326	89205	89326	89829	89838	89838	89205	89205	89829
3	STRAIN RELIEF	82227	89045	89017	89017	89045	82227	89045	89045	89017	89017	82227
4	ACTUATOR SWITCH BRKT	89039	89039	89039	89039	89039	89039	89039	89039	89039	89039	89039
5	SWITCH, LIMIT 15 AMP	89043	89043	89043	89043	89043	89043	89043	89043	89043	89043	89043
6	8-32 SERRATED FLANGE NUT	61151	61151	61151	61151	61151	61151	61151	61151	61151	61151	61151
7	SQUARE FLANGED RECEPTACLE	49224	49224	49224	49224	49224	49224	49224	49224	49224	49224	49224
8*	LEAD-IN CORD ASSY	89173	89172	89171	89170	89173	89169	89170	89170	89170	89170	89169



Power Head Components – Back View

General image shown for parts reference only (varies by model).




***CAUTION:** If supply cord is damaged, it must be replaced by Gold Medal Products Co., its service agent, or similarly qualified persons in order to avoid a hazard.

Item	Part Description	Part Number										
		8047D	8048D	8049D	8050D	8051D	8066	8068	8068FL	8073	8073BF	8075
1	SCREW #8-32X3/8 PAN HD PH	74141	74141	74141	74141	74141	74141	74141	74141	74141	74141	74141
2	REAR COVER CONTROL BOX	89019	89019	89326	89205	89326	89829	89838	89838	89205	89205	89829
3	STRAIN RELIEF	82227	89045	89017	89017	89045	82227	89045	89045	89017	89017	82227
4	ACTUATOR SWITCH BRKT	89039	89039	89039	89039	89039	89039	89039	89039	89039	89039	89039
5	SWITCH, LIMIT 15 AMP	89043	89043	89043	89043	89043	89043	89043	89043	89043	89043	89043
6	8-32 SERRATED FLANGE NUT	61151	61151	61151	61151	61151	61151	61151	61151	61151	61151	61151
7	SQUARE FLANGED RECEPTACLE	49224	49224	49224	49224	49224	49224	49224	49224	49224	49224	49224
8*	LEAD-IN CORD ASSY	89173	89172	89171	89170	89173	89169	89170	89170	89170	89170	89169



Power Head Components – Back View

General image shown for parts reference only (varies by model).




***CAUTION: If supply cord is damaged, it must be replaced by Gold Medal Products Co., its service agent, or similarly qualified persons in order to avoid a hazard.**

Item	Part Description	Part Number										
		8047D	8048D	8049D	8050D	8051D	8066	8068	8068FL	8073	8073BF	8075
1	SCREW #8-32X3/8 PAN HD PH	74141	74141	74141	74141	74141	74141	74141	74141	74141	74141	74141
2	REAR COVER CONTROL BOX	89019	89019	89326	89205	89326	89829	89838	89838	89205	89205	89829
3	STRAIN RELIEF	82227	89045	89017	89017	89045	82227	89045	89045	89017	89017	82227
4	ACTUATOR SWITCH BRKT	89039	89039	89039	89039	89039	89039	89039	89039	89039	89039	89039
5	SWITCH, LIMIT 15 AMP	89043	89043	89043	89043	89043	89043	89043	89043	89043	89043	89043
6	8-32 SERRATED FLANGE NUT	61151	61151	61151	61151	61151	61151	61151	61151	61151	61151	61151
7	SQUARE FLANGED RECEPTACLE	49224	49224	49224	49224	49224	49224	49224	49224	49224	49224	49224
8*	LEAD-IN CORD ASSY	89173	89172	89171	89170	89173	89169	89170	89170	89170	89170	89169



Power Head Components – Back View

General image shown for parts reference only (varies by model).




***CAUTION:** If supply cord is damaged, it must be replaced by Gold Medal Products Co., its service agent, or similarly qualified persons in order to avoid a hazard.

Item	Part Description	Part Number										
		8047D	8048D	8049D	8050D	8051D	8066	8068	8068FL	8073	8073BF	8075
1	SCREW #8-32X3/8 PAN HD PH	74141	74141	74141	74141	74141	74141	74141	74141	74141	74141	74141
2	REAR COVER CONTROL BOX	89019	89019	89326	89205	89326	89829	89838	89838	89205	89205	89829
3	STRAIN RELIEF	82227	89045	89017	89017	89045	82227	89045	89045	89017	89017	82227
4	ACTUATOR SWITCH BRKT	89039	89039	89039	89039	89039	89039	89039	89039	89039	89039	89039
5	SWITCH, LIMIT 15 AMP	89043	89043	89043	89043	89043	89043	89043	89043	89043	89043	89043
6	8-32 SERRATED FLANGE NUT	61151	61151	61151	61151	61151	61151	61151	61151	61151	61151	61151
7	SQUARE FLANGED RECEPTACLE	49224	49224	49224	49224	49224	49224	49224	49224	49224	49224	49224
8*	LEAD-IN CORD ASSY	89173	89172	89171	89170	89173	89169	89170	89170	89170	89170	89169



Power Head Components – Back View

General image shown for parts reference only (varies by model).




***CAUTION:** If supply cord is damaged, it must be replaced by Gold Medal Products Co., its service agent, or similarly qualified persons in order to avoid a hazard.

Item	Part Description	Part Number										
		8047D	8048D	8049D	8050D	8051D	8066	8068	8068FL	8073	8073BF	8075
1	SCREW #8-32X3/8 PAN HD PH	74141	74141	74141	74141	74141	74141	74141	74141	74141	74141	74141
2	REAR COVER CONTROL BOX	89019	89019	89326	89205	89326	89829	89838	89838	89205	89205	89829
3	STRAIN RELIEF	82227	89045	89017	89017	89045	82227	89045	89045	89017	89017	82227
4	ACTUATOR SWITCH BRKT	89039	89039	89039	89039	89039	89039	89039	89039	89039	89039	89039
5	SWITCH, LIMIT 15 AMP	89043	89043	89043	89043	89043	89043	89043	89043	89043	89043	89043
6	8-32 SERRATED FLANGE NUT	61151	61151	61151	61151	61151	61151	61151	61151	61151	61151	61151
7	SQUARE FLANGED RECEPTACLE	49224	49224	49224	49224	49224	49224	49224	49224	49224	49224	49224
8*	LEAD-IN CORD ASSY	89173	89172	89171	89170	89173	89169	89170	89170	89170	89170	89169



Power Head Components – Back View

General image shown for parts reference only (varies by model).




***CAUTION:** If supply cord is damaged, it must be replaced by Gold Medal Products Co., its service agent, or similarly qualified persons in order to avoid a hazard.

Item	Part Description	Part Number										
		8047D	8048D	8049D	8050D	8051D	8066	8068	8068FL	8073	8073BF	8075
1	SCREW #8-32X3/8 PAN HD PH	74141	74141	74141	74141	74141	74141	74141	74141	74141	74141	74141
2	REAR COVER CONTROL BOX	89019	89019	89326	89205	89326	89829	89838	89838	89205	89205	89829
3	STRAIN RELIEF	82227	89045	89017	89017	89045	82227	89045	89045	89017	89017	82227
4	ACTUATOR SWITCH BRKT	89039	89039	89039	89039	89039	89039	89039	89039	89039	89039	89039
5	SWITCH, LIMIT 15 AMP	89043	89043	89043	89043	89043	89043	89043	89043	89043	89043	89043
6	8-32 SERRATED FLANGE NUT	61151	61151	61151	61151	61151	61151	61151	61151	61151	61151	61151
7	SQUARE FLANGED RECEPTACLE	49224	49224	49224	49224	49224	49224	49224	49224	49224	49224	49224
8*	LEAD-IN CORD ASSY	89173	89172	89171	89170	89173	89169	89170	89170	89170	89170	89169



Power Head Components – Back View

General image shown for parts reference only (varies by model).




***CAUTION:** If supply cord is damaged, it must be replaced by Gold Medal Products Co., its service agent, or similarly qualified persons in order to avoid a hazard.

Item	Part Description	Part Number										
		8047D	8048D	8049D	8050D	8051D	8066	8068	8068FL	8073	8073BF	8075
1	SCREW #8-32X3/8 PAN HD PH	74141	74141	74141	74141	74141	74141	74141	74141	74141	74141	74141
2	REAR COVER CONTROL BOX	89019	89019	89326	89205	89326	89829	89838	89838	89205	89205	89829
3	STRAIN RELIEF	82227	89045	89017	89017	89045	82227	89045	89045	89017	89017	82227
4	ACTUATOR SWITCH BRKT	89039	89039	89039	89039	89039	89039	89039	89039	89039	89039	89039
5	SWITCH, LIMIT 15 AMP	89043	89043	89043	89043	89043	89043	89043	89043	89043	89043	89043
6	8-32 SERRATED FLANGE NUT	61151	61151	61151	61151	61151	61151	61151	61151	61151	61151	61151
7	SQUARE FLANGED RECEPTACLE	49224	49224	49224	49224	49224	49224	49224	49224	49224	49224	49224
8*	LEAD-IN CORD ASSY	89173	89172	89171	89170	89173	89169	89170	89170	89170	89170	89169



Power Head Components – Back View

General image shown for parts reference only (varies by model).




***CAUTION:** If supply cord is damaged, it must be replaced by Gold Medal Products Co., its service agent, or similarly qualified persons in order to avoid a hazard.

Item	Part Description	Part Number										
		8047D	8048D	8049D	8050D	8051D	8066	8068	8068FL	8073	8073BF	8075
1	SCREW #8-32X3/8 PAN HD PH	74141	74141	74141	74141	74141	74141	74141	74141	74141	74141	74141
2	REAR COVER CONTROL BOX	89019	89019	89326	89205	89326	89829	89838	89838	89205	89205	89829
3	STRAIN RELIEF	82227	89045	89017	89017	89045	82227	89045	89045	89017	89017	82227
4	ACTUATOR SWITCH BRKT	89039	89039	89039	89039	89039	89039	89039	89039	89039	89039	89039
5	SWITCH, LIMIT 15 AMP	89043	89043	89043	89043	89043	89043	89043	89043	89043	89043	89043
6	8-32 SERRATED FLANGE NUT	61151	61151	61151	61151	61151	61151	61151	61151	61151	61151	61151
7	SQUARE FLANGED RECEPTACLE	49224	49224	49224	49224	49224	49224	49224	49224	49224	49224	49224
8*	LEAD-IN CORD ASSY	89173	89172	89171	89170	89173	89169	89170	89170	89170	89170	89169



Power Head Components – Back View

General image shown for parts reference only (varies by model).




***CAUTION: If supply cord is damaged, it must be replaced by Gold Medal Products Co., its service agent, or similarly qualified persons in order to avoid a hazard.**

Item	Part Description	Part Number										
		8047D	8048D	8049D	8050D	8051D	8066	8068	8068FL	8073	8073BF	8075
1	SCREW #8-32X3/8 PAN HD PH	74141	74141	74141	74141	74141	74141	74141	74141	74141	74141	74141
2	REAR COVER CONTROL BOX	89019	89019	89326	89205	89326	89829	89838	89838	89205	89205	89829
3	STRAIN RELIEF	82227	89045	89017	89017	89045	82227	89045	89045	89017	89017	82227
4	ACTUATOR SWITCH BRKT	89039	89039	89039	89039	89039	89039	89039	89039	89039	89039	89039
5	SWITCH, LIMIT 15 AMP	89043	89043	89043	89043	89043	89043	89043	89043	89043	89043	89043
6	8-32 SERRATED FLANGE NUT	61151	61151	61151	61151	61151	61151	61151	61151	61151	61151	61151
7	SQUARE FLANGED RECEPTACLE	49224	49224	49224	49224	49224	49224	49224	49224	49224	49224	49224
8*	LEAD-IN CORD ASSY	89173	89172	89171	89170	89173	89169	89170	89170	89170	89170	89169



Power Head Components – Back View

General image shown for parts reference only (varies by model).




***CAUTION:** If supply cord is damaged, it must be replaced by Gold Medal Products Co., its service agent, or similarly qualified persons in order to avoid a hazard.

Item	Part Description	Part Number										
		8047D	8048D	8049D	8050D	8051D	8066	8068	8068FL	8073	8073BF	8075
1	SCREW #8-32X3/8 PAN HD PH	74141	74141	74141	74141	74141	74141	74141	74141	74141	74141	74141
2	REAR COVER CONTROL BOX	89019	89019	89326	89205	89326	89829	89838	89838	89205	89205	89829
3	STRAIN RELIEF	82227	89045	89017	89017	89045	82227	89045	89045	89017	89017	82227
4	ACTUATOR SWITCH BRKT	89039	89039	89039	89039	89039	89039	89039	89039	89039	89039	89039
5	SWITCH, LIMIT 15 AMP	89043	89043	89043	89043	89043	89043	89043	89043	89043	89043	89043
6	8-32 SERRATED FLANGE NUT	61151	61151	61151	61151	61151	61151	61151	61151	61151	61151	61151
7	SQUARE FLANGED RECEPTACLE	49224	49224	49224	49224	49224	49224	49224	49224	49224	49224	49224
8*	LEAD-IN CORD ASSY	89173	89172	89171	89170	89173	89169	89170	89170	89170	89170	89169



Power Head Components – Back View

General image shown for parts reference only (varies by model).




***CAUTION:** If supply cord is damaged, it must be replaced by Gold Medal Products Co., its service agent, or similarly qualified persons in order to avoid a hazard.

Item	Part Description	Part Number										
		8047D	8048D	8049D	8050D	8051D	8066	8068	8068FL	8073	8073BF	8075
1	SCREW #8-32X3/8 PAN HD PH	74141	74141	74141	74141	74141	74141	74141	74141	74141	74141	74141
2	REAR COVER CONTROL BOX	89019	89019	89326	89205	89326	89829	89838	89838	89205	89205	89829
3	STRAIN RELIEF	82227	89045	89017	89017	89045	82227	89045	89045	89017	89017	82227
4	ACTUATOR SWITCH BRKT	89039	89039	89039	89039	89039	89039	89039	89039	89039	89039	89039
5	SWITCH, LIMIT 15 AMP	89043	89043	89043	89043	89043	89043	89043	89043	89043	89043	89043
6	8-32 SERRATED FLANGE NUT	61151	61151	61151	61151	61151	61151	61151	61151	61151	61151	61151
7	SQUARE FLANGED RECEPTACLE	49224	49224	49224	49224	49224	49224	49224	49224	49224	49224	49224
8*	LEAD-IN CORD ASSY	89173	89172	89171	89170	89173	89169	89170	89170	89170	89170	89169



Power Head Components – Back View

General image shown for parts reference only (varies by model).




***CAUTION: If supply cord is damaged, it must be replaced by Gold Medal Products Co., its service agent, or similarly qualified persons in order to avoid a hazard.**

Item	Part Description	Part Number										
		8047D	8048D	8049D	8050D	8051D	8066	8068	8068FL	8073	8073BF	8075
1	SCREW #8-32X3/8 PAN HD PH	74141	74141	74141	74141	74141	74141	74141	74141	74141	74141	74141
2	REAR COVER CONTROL BOX	89019	89019	89326	89205	89326	89829	89838	89838	89205	89205	89829
3	STRAIN RELIEF	82227	89045	89017	89017	89045	82227	89045	89045	89017	89017	82227
4	ACTUATOR SWITCH BRKT	89039	89039	89039	89039	89039	89039	89039	89039	89039	89039	89039
5	SWITCH, LIMIT 15 AMP	89043	89043	89043	89043	89043	89043	89043	89043	89043	89043	89043
6	8-32 SERRATED FLANGE NUT	61151	61151	61151	61151	61151	61151	61151	61151	61151	61151	61151
7	SQUARE FLANGED RECEPTACLE	49224	49224	49224	49224	49224	49224	49224	49224	49224	49224	49224
8*	LEAD-IN CORD ASSY	89173	89172	89171	89170	89173	89169	89170	89170	89170	89170	89169



Power Head Components – Back View

General image shown for parts reference only (varies by model).



See Safety Label Section


***CAUTION:** If supply cord is damaged, it must be replaced by Gold Medal Products Co., its service agent, or similarly qualified persons in order to avoid a hazard.

Item	Part Description	Part Number										
		8047D	8048D	8049D	8050D	8051D	8066	8068	8068FL	8073	8073BF	8075
1	SCREW #8-32X3/8 PAN HD PH	74141	74141	74141	74141	74141	74141	74141	74141	74141	74141	74141
2	REAR COVER CONTROL BOX	89019	89019	89326	89205	89326	89829	89838	89838	89205	89205	89829
3	STRAIN RELIEF	82227	89045	89017	89017	89045	82227	89045	89045	89017	89017	82227
4	ACTUATOR SWITCH BRKT	89039	89039	89039	89039	89039	89039	89039	89039	89039	89039	89039
5	SWITCH, LIMIT 15 AMP	89043	89043	89043	89043	89043	89043	89043	89043	89043	89043	89043
6	8-32 SERRATED FLANGE NUT	61151	61151	61151	61151	61151	61151	61151	61151	61151	61151	61151
7	SQUARE FLANGED RECEPTACLE	49224	49224	49224	49224	49224	49224	49224	49224	49224	49224	49224
8*	LEAD-IN CORD ASSY	89173	89172	89171	89170	89173	89169	89170	89170	89170	89170	89169



Power Head Components – Back View

General image shown for parts reference only (varies by model).




***CAUTION:** If supply cord is damaged, it must be replaced by Gold Medal Products Co., its service agent, or similarly qualified persons in order to avoid a hazard.

Item	Part Description	Part Number										
		8047D	8048D	8049D	8050D	8051D	8066	8068	8068FL	8073	8073BF	8075
1	SCREW #8-32X3/8 PAN HD PH	74141	74141	74141	74141	74141	74141	74141	74141	74141	74141	74141
2	REAR COVER CONTROL BOX	89019	89019	89326	89205	89326	89829	89838	89838	89205	89205	89829
3	STRAIN RELIEF	82227	89045	89017	89017	89045	82227	89045	89045	89017	89017	82227
4	ACTUATOR SWITCH BRKT	89039	89039	89039	89039	89039	89039	89039	89039	89039	89039	89039
5	SWITCH, LIMIT 15 AMP	89043	89043	89043	89043	89043	89043	89043	89043	89043	89043	89043
6	8-32 SERRATED FLANGE NUT	61151	61151	61151	61151	61151	61151	61151	61151	61151	61151	61151
7	SQUARE FLANGED RECEPTACLE	49224	49224	49224	49224	49224	49224	49224	49224	49224	49224	49224
8*	LEAD-IN CORD ASSY	89173	89172	89171	89170	89173	89169	89170	89170	89170	89170	89169



Power Head Components – Back View

General image shown for parts reference only (varies by model).




***CAUTION: If supply cord is damaged, it must be replaced by Gold Medal Products Co., its service agent, or similarly qualified persons in order to avoid a hazard.**

Item	Part Description	Part Number										
		8047D	8048D	8049D	8050D	8051D	8066	8068	8068FL	8073	8073BF	8075
1	SCREW #8-32X3/8 PAN HD PH	74141	74141	74141	74141	74141	74141	74141	74141	74141	74141	74141
2	REAR COVER CONTROL BOX	89019	89019	89326	89205	89326	89829	89838	89838	89205	89205	89829
3	STRAIN RELIEF	82227	89045	89017	89017	89045	82227	89045	89045	89017	89017	82227
4	ACTUATOR SWITCH BRKT	89039	89039	89039	89039	89039	89039	89039	89039	89039	89039	89039
5	SWITCH, LIMIT 15 AMP	89043	89043	89043	89043	89043	89043	89043	89043	89043	89043	89043
6	8-32 SERRATED FLANGE NUT	61151	61151	61151	61151	61151	61151	61151	61151	61151	61151	61151
7	SQUARE FLANGED RECEPTACLE	49224	49224	49224	49224	49224	49224	49224	49224	49224	49224	49224
8*	LEAD-IN CORD ASSY	89173	89172	89171	89170	89173	89169	89170	89170	89170	89170	89169



Power Head Components – Back View

General image shown for parts reference only (varies by model).




***CAUTION:** If supply cord is damaged, it must be replaced by Gold Medal Products Co., its service agent, or similarly qualified persons in order to avoid a hazard.

Item	Part Description	Part Number										
		8047D	8048D	8049D	8050D	8051D	8066	8068	8068FL	8073	8073BF	8075
1	SCREW #8-32X3/8 PAN HD PH	74141	74141	74141	74141	74141	74141	74141	74141	74141	74141	74141
2	REAR COVER CONTROL BOX	89019	89019	89326	89205	89326	89829	89838	89838	89205	89205	89829
3	STRAIN RELIEF	82227	89045	89017	89017	89045	82227	89045	89045	89017	89017	82227
4	ACTUATOR SWITCH BRKT	89039	89039	89039	89039	89039	89039	89039	89039	89039	89039	89039
5	SWITCH, LIMIT 15 AMP	89043	89043	89043	89043	89043	89043	89043	89043	89043	89043	89043
6	8-32 SERRATED FLANGE NUT	61151	61151	61151	61151	61151	61151	61151	61151	61151	61151	61151
7	SQUARE FLANGED RECEPTACLE	49224	49224	49224	49224	49224	49224	49224	49224	49224	49224	49224
8*	LEAD-IN CORD ASSY	89173	89172	89171	89170	89173	89169	89170	89170	89170	89170	89169



Power Head Components – Back View

General image shown for parts reference only (varies by model).




***CAUTION:** If supply cord is damaged, it must be replaced by Gold Medal Products Co., its service agent, or similarly qualified persons in order to avoid a hazard.

Item	Part Description	Part Number										
		8047D	8048D	8049D	8050D	8051D	8066	8068	8068FL	8073	8073BF	8075
1	SCREW #8-32X3/8 PAN HD PH	74141	74141	74141	74141	74141	74141	74141	74141	74141	74141	74141
2	REAR COVER CONTROL BOX	89019	89019	89326	89205	89326	89829	89838	89838	89205	89205	89829
3	STRAIN RELIEF	82227	89045	89017	89017	89045	82227	89045	89045	89017	89017	82227
4	ACTUATOR SWITCH BRKT	89039	89039	89039	89039	89039	89039	89039	89039	89039	89039	89039
5	SWITCH, LIMIT 15 AMP	89043	89043	89043	89043	89043	89043	89043	89043	89043	89043	89043
6	8-32 SERRATED FLANGE NUT	61151	61151	61151	61151	61151	61151	61151	61151	61151	61151	61151
7	SQUARE FLANGED RECEPTACLE	49224	49224	49224	49224	49224	49224	49224	49224	49224	49224	49224
8*	LEAD-IN CORD ASSY	89173	89172	89171	89170	89173	89169	89170	89170	89170	89170	89169



Power Head Components – Back View

General image shown for parts reference only (varies by model).




***CAUTION: If supply cord is damaged, it must be replaced by Gold Medal Products Co., its service agent, or similarly qualified persons in order to avoid a hazard.**

Item	Part Description	Part Number										
		8047D	8048D	8049D	8050D	8051D	8066	8068	8068FL	8073	8073BF	8075
1	SCREW #8-32X3/8 PAN HD PH	74141	74141	74141	74141	74141	74141	74141	74141	74141	74141	74141
2	REAR COVER CONTROL BOX	89019	89019	89326	89205	89326	89829	89838	89838	89205	89205	89829
3	STRAIN RELIEF	82227	89045	89017	89017	89045	82227	89045	89045	89017	89017	82227
4	ACTUATOR SWITCH BRKT	89039	89039	89039	89039	89039	89039	89039	89039	89039	89039	89039
5	SWITCH, LIMIT 15 AMP	89043	89043	89043	89043	89043	89043	89043	89043	89043	89043	89043
6	8-32 SERRATED FLANGE NUT	61151	61151	61151	61151	61151	61151	61151	61151	61151	61151	61151
7	SQUARE FLANGED RECEPTACLE	49224	49224	49224	49224	49224	49224	49224	49224	49224	49224	49224
8*	LEAD-IN CORD ASSY	89173	89172	89171	89170	89173	89169	89170	89170	89170	89170	89169



Power Head Components – Back View

General image shown for parts reference only (varies by model).




***CAUTION: If supply cord is damaged, it must be replaced by Gold Medal Products Co., its service agent, or similarly qualified persons in order to avoid a hazard.**

Item	Part Description	Part Number										
		8047D	8048D	8049D	8050D	8051D	8066	8068	8068FL	8073	8073BF	8075
1	SCREW #8-32X3/8 PAN HD PH	74141	74141	74141	74141	74141	74141	74141	74141	74141	74141	74141
2	REAR COVER CONTROL BOX	89019	89019	89326	89205	89326	89829	89838	89838	89205	89205	89829
3	STRAIN RELIEF	82227	89045	89017	89017	89045	82227	89045	89045	89017	89017	82227
4	ACTUATOR SWITCH BRKT	89039	89039	89039	89039	89039	89039	89039	89039	89039	89039	89039
5	SWITCH, LIMIT 15 AMP	89043	89043	89043	89043	89043	89043	89043	89043	89043	89043	89043
6	8-32 SERRATED FLANGE NUT	61151	61151	61151	61151	61151	61151	61151	61151	61151	61151	61151
7	SQUARE FLANGED RECEPTACLE	49224	49224	49224	49224	49224	49224	49224	49224	49224	49224	49224
8*	LEAD-IN CORD ASSY	89173	89172	89171	89170	89173	89169	89170	89170	89170	89170	89169



Power Head Components – Back View

General image shown for parts reference only (varies by model).




***CAUTION:** If supply cord is damaged, it must be replaced by Gold Medal Products Co., its service agent, or similarly qualified persons in order to avoid a hazard.

Item	Part Description	Part Number										
		8047D	8048D	8049D	8050D	8051D	8066	8068	8068FL	8073	8073BF	8075
1	SCREW #8-32X3/8 PAN HD PH	74141	74141	74141	74141	74141	74141	74141	74141	74141	74141	74141
2	REAR COVER CONTROL BOX	89019	89019	89326	89205	89326	89829	89838	89838	89205	89205	89829
3	STRAIN RELIEF	82227	89045	89017	89017	89045	82227	89045	89045	89017	89017	82227
4	ACTUATOR SWITCH BRKT	89039	89039	89039	89039	89039	89039	89039	89039	89039	89039	89039
5	SWITCH, LIMIT 15 AMP	89043	89043	89043	89043	89043	89043	89043	89043	89043	89043	89043
6	8-32 SERRATED FLANGE NUT	61151	61151	61151	61151	61151	61151	61151	61151	61151	61151	61151
7	SQUARE FLANGED RECEPTACLE	49224	49224	49224	49224	49224	49224	49224	49224	49224	49224	49224
8*	LEAD-IN CORD ASSY	89173	89172	89171	89170	89173	89169	89170	89170	89170	89170	89169



Power Head Components – Back View

General image shown for parts reference only (varies by model).




***CAUTION:** If supply cord is damaged, it must be replaced by Gold Medal Products Co., its service agent, or similarly qualified persons in order to avoid a hazard.

Item	Part Description	Part Number										
		8047D	8048D	8049D	8050D	8051D	8066	8068	8068FL	8073	8073BF	8075
1	SCREW #8-32X3/8 PAN HD PH	74141	74141	74141	74141	74141	74141	74141	74141	74141	74141	74141
2	REAR COVER CONTROL BOX	89019	89019	89326	89205	89326	89829	89838	89838	89205	89205	89829
3	STRAIN RELIEF	82227	89045	89017	89017	89045	82227	89045	89045	89017	89017	82227
4	ACTUATOR SWITCH BRKT	89039	89039	89039	89039	89039	89039	89039	89039	89039	89039	89039
5	SWITCH, LIMIT 15 AMP	89043	89043	89043	89043	89043	89043	89043	89043	89043	89043	89043
6	8-32 SERRATED FLANGE NUT	61151	61151	61151	61151	61151	61151	61151	61151	61151	61151	61151
7	SQUARE FLANGED RECEPTACLE	49224	49224	49224	49224	49224	49224	49224	49224	49224	49224	49224
8*	LEAD-IN CORD ASSY	89173	89172	89171	89170	89173	89169	89170	89170	89170	89170	89169



Power Head Components – Back View

General image shown for parts reference only (varies by model).




***CAUTION:** If supply cord is damaged, it must be replaced by Gold Medal Products Co., its service agent, or similarly qualified persons in order to avoid a hazard.

Item	Part Description	Part Number										
		8047D	8048D	8049D	8050D	8051D	8066	8068	8068FL	8073	8073BF	8075
1	SCREW #8-32X3/8 PAN HD PH	74141	74141	74141	74141	74141	74141	74141	74141	74141	74141	74141
2	REAR COVER CONTROL BOX	89019	89019	89326	89205	89326	89829	89838	89838	89205	89205	89829
3	STRAIN RELIEF	82227	89045	89017	89017	89045	82227	89045	89045	89017	89017	82227
4	ACTUATOR SWITCH BRKT	89039	89039	89039	89039	89039	89039	89039	89039	89039	89039	89039
5	SWITCH, LIMIT 15 AMP	89043	89043	89043	89043	89043	89043	89043	89043	89043	89043	89043
6	8-32 SERRATED FLANGE NUT	61151	61151	61151	61151	61151	61151	61151	61151	61151	61151	61151
7	SQUARE FLANGED RECEPTACLE	49224	49224	49224	49224	49224	49224	49224	49224	49224	49224	49224
8*	LEAD-IN CORD ASSY	89173	89172	89171	89170	89173	89169	89170	89170	89170	89170	89169



Power Head Components – Back View

General image shown for parts reference only (varies by model).




***CAUTION: If supply cord is damaged, it must be replaced by Gold Medal Products Co., its service agent, or similarly qualified persons in order to avoid a hazard.**

Item	Part Description	Part Number										
		8047D	8048D	8049D	8050D	8051D	8066	8068	8068FL	8073	8073BF	8075
1	SCREW #8-32X3/8 PAN HD PH	74141	74141	74141	74141	74141	74141	74141	74141	74141	74141	74141
2	REAR COVER CONTROL BOX	89019	89019	89326	89205	89326	89829	89838	89838	89205	89205	89829
3	STRAIN RELIEF	82227	89045	89017	89017	89045	82227	89045	89045	89017	89017	82227
4	ACTUATOR SWITCH BRKT	89039	89039	89039	89039	89039	89039	89039	89039	89039	89039	89039
5	SWITCH, LIMIT 15 AMP	89043	89043	89043	89043	89043	89043	89043	89043	89043	89043	89043
6	8-32 SERRATED FLANGE NUT	61151	61151	61151	61151	61151	61151	61151	61151	61151	61151	61151
7	SQUARE FLANGED RECEPTACLE	49224	49224	49224	49224	49224	49224	49224	49224	49224	49224	49224
8*	LEAD-IN CORD ASSY	89173	89172	89171	89170	89173	89169	89170	89170	89170	89170	89169



Power Head Components – Back View

General image shown for parts reference only (varies by model).




***CAUTION:** If supply cord is damaged, it must be replaced by Gold Medal Products Co., its service agent, or similarly qualified persons in order to avoid a hazard.

Item	Part Description	Part Number										
		8047D	8048D	8049D	8050D	8051D	8066	8068	8068FL	8073	8073BF	8075
1	SCREW #8-32X3/8 PAN HD PH	74141	74141	74141	74141	74141	74141	74141	74141	74141	74141	74141
2	REAR COVER CONTROL BOX	89019	89019	89326	89205	89326	89829	89838	89838	89205	89205	89829
3	STRAIN RELIEF	82227	89045	89017	89017	89045	82227	89045	89045	89017	89017	82227
4	ACTUATOR SWITCH BRKT	89039	89039	89039	89039	89039	89039	89039	89039	89039	89039	89039
5	SWITCH, LIMIT 15 AMP	89043	89043	89043	89043	89043	89043	89043	89043	89043	89043	89043
6	8-32 SERRATED FLANGE NUT	61151	61151	61151	61151	61151	61151	61151	61151	61151	61151	61151
7	SQUARE FLANGED RECEPTACLE	49224	49224	49224	49224	49224	49224	49224	49224	49224	49224	49224
8*	LEAD-IN CORD ASSY	89173	89172	89171	89170	89173	89169	89170	89170	89170	89170	89169



Power Head Components – Back View

General image shown for parts reference only (varies by model).




***CAUTION:** If supply cord is damaged, it must be replaced by Gold Medal Products Co., its service agent, or similarly qualified persons in order to avoid a hazard.

Item	Part Description	Part Number										
		8047D	8048D	8049D	8050D	8051D	8066	8068	8068FL	8073	8073BF	8075
1	SCREW #8-32X3/8 PAN HD PH	74141	74141	74141	74141	74141	74141	74141	74141	74141	74141	74141
2	REAR COVER CONTROL BOX	89019	89019	89326	89205	89326	89829	89838	89838	89205	89205	89829
3	STRAIN RELIEF	82227	89045	89017	89017	89045	82227	89045	89045	89017	89017	82227
4	ACTUATOR SWITCH BRKT	89039	89039	89039	89039	89039	89039	89039	89039	89039	89039	89039
5	SWITCH, LIMIT 15 AMP	89043	89043	89043	89043	89043	89043	89043	89043	89043	89043	89043
6	8-32 SERRATED FLANGE NUT	61151	61151	61151	61151	61151	61151	61151	61151	61151	61151	61151
7	SQUARE FLANGED RECEPTACLE	49224	49224	49224	49224	49224	49224	49224	49224	49224	49224	49224
8*	LEAD-IN CORD ASSY	89173	89172	89171	89170	89173	89169	89170	89170	89170	89170	89169



Power Head Components – Back View

General image shown for parts reference only (varies by model).




***CAUTION:** If supply cord is damaged, it must be replaced by Gold Medal Products Co., its service agent, or similarly qualified persons in order to avoid a hazard.

Item	Part Description	Part Number										
		8047D	8048D	8049D	8050D	8051D	8066	8068	8068FL	8073	8073BF	8075
1	SCREW #8-32X3/8 PAN HD PH	74141	74141	74141	74141	74141	74141	74141	74141	74141	74141	74141
2	REAR COVER CONTROL BOX	89019	89019	89326	89205	89326	89829	89838	89838	89205	89205	89829
3	STRAIN RELIEF	82227	89045	89017	89017	89045	82227	89045	89045	89017	89017	82227
4	ACTUATOR SWITCH BRKT	89039	89039	89039	89039	89039	89039	89039	89039	89039	89039	89039
5	SWITCH, LIMIT 15 AMP	89043	89043	89043	89043	89043	89043	89043	89043	89043	89043	89043
6	8-32 SERRATED FLANGE NUT	61151	61151	61151	61151	61151	61151	61151	61151	61151	61151	61151
7	SQUARE FLANGED RECEPTACLE	49224	49224	49224	49224	49224	49224	49224	49224	49224	49224	49224
8*	LEAD-IN CORD ASSY	89173	89172	89171	89170	89173	89169	89170	89170	89170	89170	89169



Power Head Components – Back View

General image shown for parts reference only (varies by model).




***CAUTION:** If supply cord is damaged, it must be replaced by Gold Medal Products Co., its service agent, or similarly qualified persons in order to avoid a hazard.

Item	Part Description	Part Number										
		8047D	8048D	8049D	8050D	8051D	8066	8068	8068FL	8073	8073BF	8075
1	SCREW #8-32X3/8 PAN HD PH	74141	74141	74141	74141	74141	74141	74141	74141	74141	74141	74141
2	REAR COVER CONTROL BOX	89019	89019	89326	89205	89326	89829	89838	89838	89205	89205	89829
3	STRAIN RELIEF	82227	89045	89017	89017	89045	82227	89045	89045	89017	89017	82227
4	ACTUATOR SWITCH BRKT	89039	89039	89039	89039	89039	89039	89039	89039	89039	89039	89039
5	SWITCH, LIMIT 15 AMP	89043	89043	89043	89043	89043	89043	89043	89043	89043	89043	89043
6	8-32 SERRATED FLANGE NUT	61151	61151	61151	61151	61151	61151	61151	61151	61151	61151	61151
7	SQUARE FLANGED RECEPTACLE	49224	49224	49224	49224	49224	49224	49224	49224	49224	49224	49224
8*	LEAD-IN CORD ASSY	89173	89172	89171	89170	89173	89169	89170	89170	89170	89170	89169



Power Head Components – Back View

General image shown for parts reference only (varies by model).




***CAUTION:** If supply cord is damaged, it must be replaced by Gold Medal Products Co., its service agent, or similarly qualified persons in order to avoid a hazard.

Item	Part Description	Part Number										
		8047D	8048D	8049D	8050D	8051D	8066	8068	8068FL	8073	8073BF	8075
1	SCREW #8-32X3/8 PAN HD PH	74141	74141	74141	74141	74141	74141	74141	74141	74141	74141	74141
2	REAR COVER CONTROL BOX	89019	89019	89326	89205	89326	89829	89838	89838	89205	89205	89829
3	STRAIN RELIEF	82227	89045	89017	89017	89045	82227	89045	89045	89017	89017	82227
4	ACTUATOR SWITCH BRKT	89039	89039	89039	89039	89039	89039	89039	89039	89039	89039	89039
5	SWITCH, LIMIT 15 AMP	89043	89043	89043	89043	89043	89043	89043	89043	89043	89043	89043
6	8-32 SERRATED FLANGE NUT	61151	61151	61151	61151	61151	61151	61151	61151	61151	61151	61151
7	SQUARE FLANGED RECEPTACLE	49224	49224	49224	49224	49224	49224	49224	49224	49224	49224	49224
8*	LEAD-IN CORD ASSY	89173	89172	89171	89170	89173	89169	89170	89170	89170	89170	89169



Power Head Components – Back View

General image shown for parts reference only (varies by model).




***CAUTION:** If supply cord is damaged, it must be replaced by Gold Medal Products Co., its service agent, or similarly qualified persons in order to avoid a hazard.

Item	Part Description	Part Number										
		8047D	8048D	8049D	8050D	8051D	8066	8068	8068FL	8073	8073BF	8075
1	SCREW #8-32X3/8 PAN HD PH	74141	74141	74141	74141	74141	74141	74141	74141	74141	74141	74141
2	REAR COVER CONTROL BOX	89019	89019	89326	89205	89326	89829	89838	89838	89205	89205	89829
3	STRAIN RELIEF	82227	89045	89017	89017	89045	82227	89045	89045	89017	89017	82227
4	ACTUATOR SWITCH BRKT	89039	89039	89039	89039	89039	89039	89039	89039	89039	89039	89039
5	SWITCH, LIMIT 15 AMP	89043	89043	89043	89043	89043	89043	89043	89043	89043	89043	89043
6	8-32 SERRATED FLANGE NUT	61151	61151	61151	61151	61151	61151	61151	61151	61151	61151	61151
7	SQUARE FLANGED RECEPTACLE	49224	49224	49224	49224	49224	49224	49224	49224	49224	49224	49224
8*	LEAD-IN CORD ASSY	89173	89172	89171	89170	89173	89169	89170	89170	89170	89170	89169




Power Head Components – Interior View



Item	Part Description	Part Number										
		8047D	8048D	8049D	8050D	8051D	8066	8068	8068FL	8073	8073BF	8075
1	BLACK KNOB #10-32	89012	89012	89012	89012	89012	89012	89012	89012	89012	89012	89012
2	BLACK GROMMET	101069	101069	101069	101069	101069	101069	101069	101069	101069	101069	101069
3	PILOT LIGHT	41033	41032	41032	41032	41033	41032	41032	41032	41032	41032	41032
4	THERMOSTAT/TEMP. CONTROL	89004	89004	89004	89004	89004	89004	89004	89004	89004	89004	89004
5	RELAY	55503	55503EX	89803	89803	55219	89803	55503EX	55503EX	89803	89803	89803
6	HIGH LIMIT CONTROL/CAP	89007	89007	89007	89007	89007	89007	89007	89007	89007	89007	89007
7	INSULATOR LIMIT SWITCH	89037	89037	89037	89037	89037	89037	89037	89037	89037	89037	89037
8	BRKT LIMIT SWITCH FRYERS	89038	89038	89038	89038	89038	89038	89038	89038	89038	89038	89038
9	SWITCH, LIMIT 15 AMP	89043	89043	89043	89043	89043	89043	89043	89043	89043	89043	89043




Power Head Components – Interior View



Item	Part Description	Part Number										
		8047D	8048D	8049D	8050D	8051D	8066	8068	8068FL	8073	8073BF	8075
1	BLACK KNOB #10-32	89012	89012	89012	89012	89012	89012	89012	89012	89012	89012	89012
2	BLACK GROMMET	101069	101069	101069	101069	101069	101069	101069	101069	101069	101069	101069
3	PILOT LIGHT	41033	41032	41032	41032	41033	41032	41032	41032	41032	41032	41032
4	THERMOSTAT/TEMP. CONTROL	89004	89004	89004	89004	89004	89004	89004	89004	89004	89004	89004
5	RELAY	55503	55503EX	89803	89803	55219	89803	55503EX	55503EX	89803	89803	89803
6	HIGH LIMIT CONTROL/CAP	89007	89007	89007	89007	89007	89007	89007	89007	89007	89007	89007
7	INSULATOR LIMIT SWITCH	89037	89037	89037	89037	89037	89037	89037	89037	89037	89037	89037
8	BRKT LIMIT SWITCH FRYERS	89038	89038	89038	89038	89038	89038	89038	89038	89038	89038	89038
9	SWITCH, LIMIT 15 AMP	89043	89043	89043	89043	89043	89043	89043	89043	89043	89043	89043




Power Head Components – Interior View



Item	Part Description	Part Number										
		8047D	8048D	8049D	8050D	8051D	8066	8068	8068FL	8073	8073BF	8075
1	BLACK KNOB #10-32	89012	89012	89012	89012	89012	89012	89012	89012	89012	89012	89012
2	BLACK GROMMET	101069	101069	101069	101069	101069	101069	101069	101069	101069	101069	101069
3	PILOT LIGHT	41033	41032	41032	41032	41033	41032	41032	41032	41032	41032	41032
4	THERMOSTAT/TEMP. CONTROL	89004	89004	89004	89004	89004	89004	89004	89004	89004	89004	89004
5	RELAY	55503	55503EX	89803	89803	55219	89803	55503EX	55503EX	89803	89803	89803
6	HIGH LIMIT CONTROL/CAP	89007	89007	89007	89007	89007	89007	89007	89007	89007	89007	89007
7	INSULATOR LIMIT SWITCH	89037	89037	89037	89037	89037	89037	89037	89037	89037	89037	89037
8	BRKT LIMIT SWITCH FRYERS	89038	89038	89038	89038	89038	89038	89038	89038	89038	89038	89038
9	SWITCH, LIMIT 15 AMP	89043	89043	89043	89043	89043	89043	89043	89043	89043	89043	89043




Power Head Components – Interior View



Item	Part Description	Part Number										
		8047D	8048D	8049D	8050D	8051D	8066	8068	8068FL	8073	8073BF	8075
1	BLACK KNOB #10-32	89012	89012	89012	89012	89012	89012	89012	89012	89012	89012	89012
2	BLACK GROMMET	101069	101069	101069	101069	101069	101069	101069	101069	101069	101069	101069
3	PILOT LIGHT	41033	41032	41032	41032	41033	41032	41032	41032	41032	41032	41032
4	THERMOSTAT/TEMP. CONTROL	89004	89004	89004	89004	89004	89004	89004	89004	89004	89004	89004
5	RELAY	55503	55503EX	89803	89803	55219	89803	55503EX	55503EX	89803	89803	89803
6	HIGH LIMIT CONTROL/CAP	89007	89007	89007	89007	89007	89007	89007	89007	89007	89007	89007
7	INSULATOR LIMIT SWITCH	89037	89037	89037	89037	89037	89037	89037	89037	89037	89037	89037
8	BRKT LIMIT SWITCH FRYERS	89038	89038	89038	89038	89038	89038	89038	89038	89038	89038	89038
9	SWITCH, LIMIT 15 AMP	89043	89043	89043	89043	89043	89043	89043	89043	89043	89043	89043




Power Head Components – Interior View



Item	Part Description	Part Number										
		8047D	8048D	8049D	8050D	8051D	8066	8068	8068FL	8073	8073BF	8075
1	BLACK KNOB #10-32	89012	89012	89012	89012	89012	89012	89012	89012	89012	89012	89012
2	BLACK GROMMET	101069	101069	101069	101069	101069	101069	101069	101069	101069	101069	101069
3	PILOT LIGHT	41033	41032	41032	41032	41033	41032	41032	41032	41032	41032	41032
4	THERMOSTAT/TEMP. CONTROL	89004	89004	89004	89004	89004	89004	89004	89004	89004	89004	89004
5	RELAY	55503	55503EX	89803	89803	55219	89803	55503EX	55503EX	89803	89803	89803
6	HIGH LIMIT CONTROL/CAP	89007	89007	89007	89007	89007	89007	89007	89007	89007	89007	89007
7	INSULATOR LIMIT SWITCH	89037	89037	89037	89037	89037	89037	89037	89037	89037	89037	89037
8	BRKT LIMIT SWITCH FRYERS	89038	89038	89038	89038	89038	89038	89038	89038	89038	89038	89038
9	SWITCH, LIMIT 15 AMP	89043	89043	89043	89043	89043	89043	89043	89043	89043	89043	89043




Power Head Components – Interior View



Item	Part Description	Part Number										
		8047D	8048D	8049D	8050D	8051D	8066	8068	8068FL	8073	8073BF	8075
1	BLACK KNOB #10-32	89012	89012	89012	89012	89012	89012	89012	89012	89012	89012	89012
2	BLACK GROMMET	101069	101069	101069	101069	101069	101069	101069	101069	101069	101069	101069
3	PILOT LIGHT	41033	41032	41032	41032	41033	41032	41032	41032	41032	41032	41032
4	THERMOSTAT/TEMP. CONTROL	89004	89004	89004	89004	89004	89004	89004	89004	89004	89004	89004
5	RELAY	55503	55503EX	89803	89803	55219	89803	55503EX	55503EX	89803	89803	89803
6	HIGH LIMIT CONTROL/CAP	89007	89007	89007	89007	89007	89007	89007	89007	89007	89007	89007
7	INSULATOR LIMIT SWITCH	89037	89037	89037	89037	89037	89037	89037	89037	89037	89037	89037
8	BRKT LIMIT SWITCH FRYERS	89038	89038	89038	89038	89038	89038	89038	89038	89038	89038	89038
9	SWITCH, LIMIT 15 AMP	89043	89043	89043	89043	89043	89043	89043	89043	89043	89043	89043




Power Head Components – Interior View



Item	Part Description	Part Number										
		8047D	8048D	8049D	8050D	8051D	8066	8068	8068FL	8073	8073BF	8075
1	BLACK KNOB #10-32	89012	89012	89012	89012	89012	89012	89012	89012	89012	89012	89012
2	BLACK GROMMET	101069	101069	101069	101069	101069	101069	101069	101069	101069	101069	101069
3	PILOT LIGHT	41033	41032	41032	41032	41033	41032	41032	41032	41032	41032	41032
4	THERMOSTAT/TEMP. CONTROL	89004	89004	89004	89004	89004	89004	89004	89004	89004	89004	89004
5	RELAY	55503	55503EX	89803	89803	55219	89803	55503EX	55503EX	89803	89803	89803
6	HIGH LIMIT CONTROL/CAP	89007	89007	89007	89007	89007	89007	89007	89007	89007	89007	89007
7	INSULATOR LIMIT SWITCH	89037	89037	89037	89037	89037	89037	89037	89037	89037	89037	89037
8	BRKT LIMIT SWITCH FRYERS	89038	89038	89038	89038	89038	89038	89038	89038	89038	89038	89038
9	SWITCH, LIMIT 15 AMP	89043	89043	89043	89043	89043	89043	89043	89043	89043	89043	89043




Power Head Components – Interior View



Item	Part Description	Part Number										
		8047D	8048D	8049D	8050D	8051D	8066	8068	8068FL	8073	8073BF	8075
1	BLACK KNOB #10-32	89012	89012	89012	89012	89012	89012	89012	89012	89012	89012	89012
2	BLACK GROMMET	101069	101069	101069	101069	101069	101069	101069	101069	101069	101069	101069
3	PILOT LIGHT	41033	41032	41032	41032	41033	41032	41032	41032	41032	41032	41032
4	THERMOSTAT/TEMP. CONTROL	89004	89004	89004	89004	89004	89004	89004	89004	89004	89004	89004
5	RELAY	55503	55503EX	89803	89803	55219	89803	55503EX	55503EX	89803	89803	89803
6	HIGH LIMIT CONTROL/CAP	89007	89007	89007	89007	89007	89007	89007	89007	89007	89007	89007
7	INSULATOR LIMIT SWITCH	89037	89037	89037	89037	89037	89037	89037	89037	89037	89037	89037
8	BRKT LIMIT SWITCH FRYERS	89038	89038	89038	89038	89038	89038	89038	89038	89038	89038	89038
9	SWITCH, LIMIT 15 AMP	89043	89043	89043	89043	89043	89043	89043	89043	89043	89043	89043




Power Head Components – Interior View



Item	Part Description	Part Number										
		8047D	8048D	8049D	8050D	8051D	8066	8068	8068FL	8073	8073BF	8075
1	BLACK KNOB #10-32	89012	89012	89012	89012	89012	89012	89012	89012	89012	89012	89012
2	BLACK GROMMET	101069	101069	101069	101069	101069	101069	101069	101069	101069	101069	101069
3	PILOT LIGHT	41033	41032	41032	41032	41033	41032	41032	41032	41032	41032	41032
4	THERMOSTAT/TEMP. CONTROL	89004	89004	89004	89004	89004	89004	89004	89004	89004	89004	89004
5	RELAY	55503	55503EX	89803	89803	55219	89803	55503EX	55503EX	89803	89803	89803
6	HIGH LIMIT CONTROL/CAP	89007	89007	89007	89007	89007	89007	89007	89007	89007	89007	89007
7	INSULATOR LIMIT SWITCH	89037	89037	89037	89037	89037	89037	89037	89037	89037	89037	89037
8	BRKT LIMIT SWITCH FRYERS	89038	89038	89038	89038	89038	89038	89038	89038	89038	89038	89038
9	SWITCH, LIMIT 15 AMP	89043	89043	89043	89043	89043	89043	89043	89043	89043	89043	89043




Power Head Components – Interior View



Item	Part Description	Part Number										
		8047D	8048D	8049D	8050D	8051D	8066	8068	8068FL	8073	8073BF	8075
1	BLACK KNOB #10-32	89012	89012	89012	89012	89012	89012	89012	89012	89012	89012	89012
2	BLACK GROMMET	101069	101069	101069	101069	101069	101069	101069	101069	101069	101069	101069
3	PILOT LIGHT	41033	41032	41032	41032	41033	41032	41032	41032	41032	41032	41032
4	THERMOSTAT/TEMP. CONTROL	89004	89004	89004	89004	89004	89004	89004	89004	89004	89004	89004
5	RELAY	55503	55503EX	89803	89803	55219	89803	55503EX	55503EX	89803	89803	89803
6	HIGH LIMIT CONTROL/CAP	89007	89007	89007	89007	89007	89007	89007	89007	89007	89007	89007
7	INSULATOR LIMIT SWITCH	89037	89037	89037	89037	89037	89037	89037	89037	89037	89037	89037
8	BRKT LIMIT SWITCH FRYERS	89038	89038	89038	89038	89038	89038	89038	89038	89038	89038	89038
9	SWITCH, LIMIT 15 AMP	89043	89043	89043	89043	89043	89043	89043	89043	89043	89043	89043




Power Head Components – Interior View



Item	Part Description	Part Number										
		8047D	8048D	8049D	8050D	8051D	8066	8068	8068FL	8073	8073BF	8075
1	BLACK KNOB #10-32	89012	89012	89012	89012	89012	89012	89012	89012	89012	89012	89012
2	BLACK GROMMET	101069	101069	101069	101069	101069	101069	101069	101069	101069	101069	101069
3	PILOT LIGHT	41033	41032	41032	41032	41033	41032	41032	41032	41032	41032	41032
4	THERMOSTAT/TEMP. CONTROL	89004	89004	89004	89004	89004	89004	89004	89004	89004	89004	89004
5	RELAY	55503	55503EX	89803	89803	55219	89803	55503EX	55503EX	89803	89803	89803
6	HIGH LIMIT CONTROL/CAP	89007	89007	89007	89007	89007	89007	89007	89007	89007	89007	89007
7	INSULATOR LIMIT SWITCH	89037	89037	89037	89037	89037	89037	89037	89037	89037	89037	89037
8	BRKT LIMIT SWITCH FRYERS	89038	89038	89038	89038	89038	89038	89038	89038	89038	89038	89038
9	SWITCH, LIMIT 15 AMP	89043	89043	89043	89043	89043	89043	89043	89043	89043	89043	89043




Power Head Components – Interior View



Item	Part Description	Part Number										
		8047D	8048D	8049D	8050D	8051D	8066	8068	8068FL	8073	8073BF	8075
1	BLACK KNOB #10-32	89012	89012	89012	89012	89012	89012	89012	89012	89012	89012	89012
2	BLACK GROMMET	101069	101069	101069	101069	101069	101069	101069	101069	101069	101069	101069
3	PILOT LIGHT	41033	41032	41032	41032	41033	41032	41032	41032	41032	41032	41032
4	THERMOSTAT/TEMP. CONTROL	89004	89004	89004	89004	89004	89004	89004	89004	89004	89004	89004
5	RELAY	55503	55503EX	89803	89803	55219	89803	55503EX	55503EX	89803	89803	89803
6	HIGH LIMIT CONTROL/CAP	89007	89007	89007	89007	89007	89007	89007	89007	89007	89007	89007
7	INSULATOR LIMIT SWITCH	89037	89037	89037	89037	89037	89037	89037	89037	89037	89037	89037
8	BRKT LIMIT SWITCH FRYERS	89038	89038	89038	89038	89038	89038	89038	89038	89038	89038	89038
9	SWITCH, LIMIT 15 AMP	89043	89043	89043	89043	89043	89043	89043	89043	89043	89043	89043




Power Head Components – Interior View



Item	Part Description	Part Number										
		8047D	8048D	8049D	8050D	8051D	8066	8068	8068FL	8073	8073BF	8075
1	BLACK KNOB #10-32	89012	89012	89012	89012	89012	89012	89012	89012	89012	89012	89012
2	BLACK GROMMET	101069	101069	101069	101069	101069	101069	101069	101069	101069	101069	101069
3	PILOT LIGHT	41033	41032	41032	41032	41033	41032	41032	41032	41032	41032	41032
4	THERMOSTAT/TEMP. CONTROL	89004	89004	89004	89004	89004	89004	89004	89004	89004	89004	89004
5	RELAY	55503	55503EX	89803	89803	55219	89803	55503EX	55503EX	89803	89803	89803
6	HIGH LIMIT CONTROL/CAP	89007	89007	89007	89007	89007	89007	89007	89007	89007	89007	89007
7	INSULATOR LIMIT SWITCH	89037	89037	89037	89037	89037	89037	89037	89037	89037	89037	89037
8	BRKT LIMIT SWITCH FRYERS	89038	89038	89038	89038	89038	89038	89038	89038	89038	89038	89038
9	SWITCH, LIMIT 15 AMP	89043	89043	89043	89043	89043	89043	89043	89043	89043	89043	89043




Power Head Components – Interior View



Item	Part Description	Part Number										
		8047D	8048D	8049D	8050D	8051D	8066	8068	8068FL	8073	8073BF	8075
1	BLACK KNOB #10-32	89012	89012	89012	89012	89012	89012	89012	89012	89012	89012	89012
2	BLACK GROMMET	101069	101069	101069	101069	101069	101069	101069	101069	101069	101069	101069
3	PILOT LIGHT	41033	41032	41032	41032	41033	41032	41032	41032	41032	41032	41032
4	THERMOSTAT/TEMP. CONTROL	89004	89004	89004	89004	89004	89004	89004	89004	89004	89004	89004
5	RELAY	55503	55503EX	89803	89803	55219	89803	55503EX	55503EX	89803	89803	89803
6	HIGH LIMIT CONTROL/CAP	89007	89007	89007	89007	89007	89007	89007	89007	89007	89007	89007
7	INSULATOR LIMIT SWITCH	89037	89037	89037	89037	89037	89037	89037	89037	89037	89037	89037
8	BRKT LIMIT SWITCH FRYERS	89038	89038	89038	89038	89038	89038	89038	89038	89038	89038	89038
9	SWITCH, LIMIT 15 AMP	89043	89043	89043	89043	89043	89043	89043	89043	89043	89043	89043




Power Head Components – Interior View



Item	Part Description	Part Number										
		8047D	8048D	8049D	8050D	8051D	8066	8068	8068FL	8073	8073BF	8075
1	BLACK KNOB #10-32	89012	89012	89012	89012	89012	89012	89012	89012	89012	89012	89012
2	BLACK GROMMET	101069	101069	101069	101069	101069	101069	101069	101069	101069	101069	101069
3	PILOT LIGHT	41033	41032	41032	41032	41033	41032	41032	41032	41032	41032	41032
4	THERMOSTAT/TEMP. CONTROL	89004	89004	89004	89004	89004	89004	89004	89004	89004	89004	89004
5	RELAY	55503	55503EX	89803	89803	55219	89803	55503EX	55503EX	89803	89803	89803
6	HIGH LIMIT CONTROL/CAP	89007	89007	89007	89007	89007	89007	89007	89007	89007	89007	89007
7	INSULATOR LIMIT SWITCH	89037	89037	89037	89037	89037	89037	89037	89037	89037	89037	89037
8	BRKT LIMIT SWITCH FRYERS	89038	89038	89038	89038	89038	89038	89038	89038	89038	89038	89038
9	SWITCH, LIMIT 15 AMP	89043	89043	89043	89043	89043	89043	89043	89043	89043	89043	89043




Power Head Components – Interior View



Item	Part Description	Part Number										
		8047D	8048D	8049D	8050D	8051D	8066	8068	8068FL	8073	8073BF	8075
1	BLACK KNOB #10-32	89012	89012	89012	89012	89012	89012	89012	89012	89012	89012	89012
2	BLACK GROMMET	101069	101069	101069	101069	101069	101069	101069	101069	101069	101069	101069
3	PILOT LIGHT	41033	41032	41032	41032	41033	41032	41032	41032	41032	41032	41032
4	THERMOSTAT/TEMP. CONTROL	89004	89004	89004	89004	89004	89004	89004	89004	89004	89004	89004
5	RELAY	55503	55503EX	89803	89803	55219	89803	55503EX	55503EX	89803	89803	89803
6	HIGH LIMIT CONTROL/CAP	89007	89007	89007	89007	89007	89007	89007	89007	89007	89007	89007
7	INSULATOR LIMIT SWITCH	89037	89037	89037	89037	89037	89037	89037	89037	89037	89037	89037
8	BRKT LIMIT SWITCH FRYERS	89038	89038	89038	89038	89038	89038	89038	89038	89038	89038	89038
9	SWITCH, LIMIT 15 AMP	89043	89043	89043	89043	89043	89043	89043	89043	89043	89043	89043




Power Head Components – Interior View



Item	Part Description	Part Number										
		8047D	8048D	8049D	8050D	8051D	8066	8068	8068FL	8073	8073BF	8075
1	BLACK KNOB #10-32	89012	89012	89012	89012	89012	89012	89012	89012	89012	89012	89012
2	BLACK GROMMET	101069	101069	101069	101069	101069	101069	101069	101069	101069	101069	101069
3	PILOT LIGHT	41033	41032	41032	41032	41033	41032	41032	41032	41032	41032	41032
4	THERMOSTAT/TEMP. CONTROL	89004	89004	89004	89004	89004	89004	89004	89004	89004	89004	89004
5	RELAY	55503	55503EX	89803	89803	55219	89803	55503EX	55503EX	89803	89803	89803
6	HIGH LIMIT CONTROL/CAP	89007	89007	89007	89007	89007	89007	89007	89007	89007	89007	89007
7	INSULATOR LIMIT SWITCH	89037	89037	89037	89037	89037	89037	89037	89037	89037	89037	89037
8	BRKT LIMIT SWITCH FRYERS	89038	89038	89038	89038	89038	89038	89038	89038	89038	89038	89038
9	SWITCH, LIMIT 15 AMP	89043	89043	89043	89043	89043	89043	89043	89043	89043	89043	89043




Power Head Components – Interior View



Item	Part Description	Part Number										
		8047D	8048D	8049D	8050D	8051D	8066	8068	8068FL	8073	8073BF	8075
1	BLACK KNOB #10-32	89012	89012	89012	89012	89012	89012	89012	89012	89012	89012	89012
2	BLACK GROMMET	101069	101069	101069	101069	101069	101069	101069	101069	101069	101069	101069
3	PILOT LIGHT	41033	41032	41032	41032	41033	41032	41032	41032	41032	41032	41032
4	THERMOSTAT/TEMP. CONTROL	89004	89004	89004	89004	89004	89004	89004	89004	89004	89004	89004
5	RELAY	55503	55503EX	89803	89803	55219	89803	55503EX	55503EX	89803	89803	89803
6	HIGH LIMIT CONTROL/CAP	89007	89007	89007	89007	89007	89007	89007	89007	89007	89007	89007
7	INSULATOR LIMIT SWITCH	89037	89037	89037	89037	89037	89037	89037	89037	89037	89037	89037
8	BRKT LIMIT SWITCH FRYERS	89038	89038	89038	89038	89038	89038	89038	89038	89038	89038	89038
9	SWITCH, LIMIT 15 AMP	89043	89043	89043	89043	89043	89043	89043	89043	89043	89043	89043




Power Head Components – Interior View



Item	Part Description	Part Number										
		8047D	8048D	8049D	8050D	8051D	8066	8068	8068FL	8073	8073BF	8075
1	BLACK KNOB #10-32	89012	89012	89012	89012	89012	89012	89012	89012	89012	89012	89012
2	BLACK GROMMET	101069	101069	101069	101069	101069	101069	101069	101069	101069	101069	101069
3	PILOT LIGHT	41033	41032	41032	41032	41033	41032	41032	41032	41032	41032	41032
4	THERMOSTAT/TEMP. CONTROL	89004	89004	89004	89004	89004	89004	89004	89004	89004	89004	89004
5	RELAY	55503	55503EX	89803	89803	55219	89803	55503EX	55503EX	89803	89803	89803
6	HIGH LIMIT CONTROL/CAP	89007	89007	89007	89007	89007	89007	89007	89007	89007	89007	89007
7	INSULATOR LIMIT SWITCH	89037	89037	89037	89037	89037	89037	89037	89037	89037	89037	89037
8	BRKT LIMIT SWITCH FRYERS	89038	89038	89038	89038	89038	89038	89038	89038	89038	89038	89038
9	SWITCH, LIMIT 15 AMP	89043	89043	89043	89043	89043	89043	89043	89043	89043	89043	89043




Power Head Components – Interior View



Item	Part Description	Part Number										
		8047D	8048D	8049D	8050D	8051D	8066	8068	8068FL	8073	8073BF	8075
1	BLACK KNOB #10-32	89012	89012	89012	89012	89012	89012	89012	89012	89012	89012	89012
2	BLACK GROMMET	101069	101069	101069	101069	101069	101069	101069	101069	101069	101069	101069
3	PILOT LIGHT	41033	41032	41032	41032	41033	41032	41032	41032	41032	41032	41032
4	THERMOSTAT/TEMP. CONTROL	89004	89004	89004	89004	89004	89004	89004	89004	89004	89004	89004
5	RELAY	55503	55503EX	89803	89803	55219	89803	55503EX	55503EX	89803	89803	89803
6	HIGH LIMIT CONTROL/CAP	89007	89007	89007	89007	89007	89007	89007	89007	89007	89007	89007
7	INSULATOR LIMIT SWITCH	89037	89037	89037	89037	89037	89037	89037	89037	89037	89037	89037
8	BRKT LIMIT SWITCH FRYERS	89038	89038	89038	89038	89038	89038	89038	89038	89038	89038	89038
9	SWITCH, LIMIT 15 AMP	89043	89043	89043	89043	89043	89043	89043	89043	89043	89043	89043




Power Head Components – Interior View



Item	Part Description	Part Number										
		8047D	8048D	8049D	8050D	8051D	8066	8068	8068FL	8073	8073BF	8075
1	BLACK KNOB #10-32	89012	89012	89012	89012	89012	89012	89012	89012	89012	89012	89012
2	BLACK GROMMET	101069	101069	101069	101069	101069	101069	101069	101069	101069	101069	101069
3	PILOT LIGHT	41033	41032	41032	41032	41033	41032	41032	41032	41032	41032	41032
4	THERMOSTAT/TEMP. CONTROL	89004	89004	89004	89004	89004	89004	89004	89004	89004	89004	89004
5	RELAY	55503	55503EX	89803	89803	55219	89803	55503EX	55503EX	89803	89803	89803
6	HIGH LIMIT CONTROL/CAP	89007	89007	89007	89007	89007	89007	89007	89007	89007	89007	89007
7	INSULATOR LIMIT SWITCH	89037	89037	89037	89037	89037	89037	89037	89037	89037	89037	89037
8	BRKT LIMIT SWITCH FRYERS	89038	89038	89038	89038	89038	89038	89038	89038	89038	89038	89038
9	SWITCH, LIMIT 15 AMP	89043	89043	89043	89043	89043	89043	89043	89043	89043	89043	89043




Power Head Components – Interior View



Item	Part Description	Part Number										
		8047D	8048D	8049D	8050D	8051D	8066	8068	8068FL	8073	8073BF	8075
1	BLACK KNOB #10-32	89012	89012	89012	89012	89012	89012	89012	89012	89012	89012	89012
2	BLACK GROMMET	101069	101069	101069	101069	101069	101069	101069	101069	101069	101069	101069
3	PILOT LIGHT	41033	41032	41032	41032	41033	41032	41032	41032	41032	41032	41032
4	THERMOSTAT/TEMP. CONTROL	89004	89004	89004	89004	89004	89004	89004	89004	89004	89004	89004
5	RELAY	55503	55503EX	89803	89803	55219	89803	55503EX	55503EX	89803	89803	89803
6	HIGH LIMIT CONTROL/CAP	89007	89007	89007	89007	89007	89007	89007	89007	89007	89007	89007
7	INSULATOR LIMIT SWITCH	89037	89037	89037	89037	89037	89037	89037	89037	89037	89037	89037
8	BRKT LIMIT SWITCH FRYERS	89038	89038	89038	89038	89038	89038	89038	89038	89038	89038	89038
9	SWITCH, LIMIT 15 AMP	89043	89043	89043	89043	89043	89043	89043	89043	89043	89043	89043




Power Head Components – Interior View



Item	Part Description	Part Number										
		8047D	8048D	8049D	8050D	8051D	8066	8068	8068FL	8073	8073BF	8075
1	BLACK KNOB #10-32	89012	89012	89012	89012	89012	89012	89012	89012	89012	89012	89012
2	BLACK GROMMET	101069	101069	101069	101069	101069	101069	101069	101069	101069	101069	101069
3	PILOT LIGHT	41033	41032	41032	41032	41033	41032	41032	41032	41032	41032	41032
4	THERMOSTAT/TEMP. CONTROL	89004	89004	89004	89004	89004	89004	89004	89004	89004	89004	89004
5	RELAY	55503	55503EX	89803	89803	55219	89803	55503EX	55503EX	89803	89803	89803
6	HIGH LIMIT CONTROL/CAP	89007	89007	89007	89007	89007	89007	89007	89007	89007	89007	89007
7	INSULATOR LIMIT SWITCH	89037	89037	89037	89037	89037	89037	89037	89037	89037	89037	89037
8	BRKT LIMIT SWITCH FRYERS	89038	89038	89038	89038	89038	89038	89038	89038	89038	89038	89038
9	SWITCH, LIMIT 15 AMP	89043	89043	89043	89043	89043	89043	89043	89043	89043	89043	89043




Power Head Components – Interior View



Item	Part Description	Part Number										
		8047D	8048D	8049D	8050D	8051D	8066	8068	8068FL	8073	8073BF	8075
1	BLACK KNOB #10-32	89012	89012	89012	89012	89012	89012	89012	89012	89012	89012	89012
2	BLACK GROMMET	101069	101069	101069	101069	101069	101069	101069	101069	101069	101069	101069
3	PILOT LIGHT	41033	41032	41032	41032	41033	41032	41032	41032	41032	41032	41032
4	THERMOSTAT/TEMP. CONTROL	89004	89004	89004	89004	89004	89004	89004	89004	89004	89004	89004
5	RELAY	55503	55503EX	89803	89803	55219	89803	55503EX	55503EX	89803	89803	89803
6	HIGH LIMIT CONTROL/CAP	89007	89007	89007	89007	89007	89007	89007	89007	89007	89007	89007
7	INSULATOR LIMIT SWITCH	89037	89037	89037	89037	89037	89037	89037	89037	89037	89037	89037
8	BRKT LIMIT SWITCH FRYERS	89038	89038	89038	89038	89038	89038	89038	89038	89038	89038	89038
9	SWITCH, LIMIT 15 AMP	89043	89043	89043	89043	89043	89043	89043	89043	89043	89043	89043




Power Head Components – Interior View



Item	Part Description	Part Number										
		8047D	8048D	8049D	8050D	8051D	8066	8068	8068FL	8073	8073BF	8075
1	BLACK KNOB #10-32	89012	89012	89012	89012	89012	89012	89012	89012	89012	89012	89012
2	BLACK GROMMET	101069	101069	101069	101069	101069	101069	101069	101069	101069	101069	101069
3	PILOT LIGHT	41033	41032	41032	41032	41033	41032	41032	41032	41032	41032	41032
4	THERMOSTAT/TEMP. CONTROL	89004	89004	89004	89004	89004	89004	89004	89004	89004	89004	89004
5	RELAY	55503	55503EX	89803	89803	55219	89803	55503EX	55503EX	89803	89803	89803
6	HIGH LIMIT CONTROL/CAP	89007	89007	89007	89007	89007	89007	89007	89007	89007	89007	89007
7	INSULATOR LIMIT SWITCH	89037	89037	89037	89037	89037	89037	89037	89037	89037	89037	89037
8	BRKT LIMIT SWITCH FRYERS	89038	89038	89038	89038	89038	89038	89038	89038	89038	89038	89038
9	SWITCH, LIMIT 15 AMP	89043	89043	89043	89043	89043	89043	89043	89043	89043	89043	89043




Power Head Components – Interior View



Item	Part Description	Part Number										
		8047D	8048D	8049D	8050D	8051D	8066	8068	8068FL	8073	8073BF	8075
1	BLACK KNOB #10-32	89012	89012	89012	89012	89012	89012	89012	89012	89012	89012	89012
2	BLACK GROMMET	101069	101069	101069	101069	101069	101069	101069	101069	101069	101069	101069
3	PILOT LIGHT	41033	41032	41032	41032	41033	41032	41032	41032	41032	41032	41032
4	THERMOSTAT/TEMP. CONTROL	89004	89004	89004	89004	89004	89004	89004	89004	89004	89004	89004
5	RELAY	55503	55503EX	89803	89803	55219	89803	55503EX	55503EX	89803	89803	89803
6	HIGH LIMIT CONTROL/CAP	89007	89007	89007	89007	89007	89007	89007	89007	89007	89007	89007
7	INSULATOR LIMIT SWITCH	89037	89037	89037	89037	89037	89037	89037	89037	89037	89037	89037
8	BRKT LIMIT SWITCH FRYERS	89038	89038	89038	89038	89038	89038	89038	89038	89038	89038	89038
9	SWITCH, LIMIT 15 AMP	89043	89043	89043	89043	89043	89043	89043	89043	89043	89043	89043




Power Head Components – Interior View



Item	Part Description	Part Number										
		8047D	8048D	8049D	8050D	8051D	8066	8068	8068FL	8073	8073BF	8075
1	BLACK KNOB #10-32	89012	89012	89012	89012	89012	89012	89012	89012	89012	89012	89012
2	BLACK GROMMET	101069	101069	101069	101069	101069	101069	101069	101069	101069	101069	101069
3	PILOT LIGHT	41033	41032	41032	41032	41033	41032	41032	41032	41032	41032	41032
4	THERMOSTAT/TEMP. CONTROL	89004	89004	89004	89004	89004	89004	89004	89004	89004	89004	89004
5	RELAY	55503	55503EX	89803	89803	55219	89803	55503EX	55503EX	89803	89803	89803
6	HIGH LIMIT CONTROL/CAP	89007	89007	89007	89007	89007	89007	89007	89007	89007	89007	89007
7	INSULATOR LIMIT SWITCH	89037	89037	89037	89037	89037	89037	89037	89037	89037	89037	89037
8	BRKT LIMIT SWITCH FRYERS	89038	89038	89038	89038	89038	89038	89038	89038	89038	89038	89038
9	SWITCH, LIMIT 15 AMP	89043	89043	89043	89043	89043	89043	89043	89043	89043	89043	89043




Power Head Components – Interior View



Item	Part Description	Part Number										
		8047D	8048D	8049D	8050D	8051D	8066	8068	8068FL	8073	8073BF	8075
1	BLACK KNOB #10-32	89012	89012	89012	89012	89012	89012	89012	89012	89012	89012	89012
2	BLACK GROMMET	101069	101069	101069	101069	101069	101069	101069	101069	101069	101069	101069
3	PILOT LIGHT	41033	41032	41032	41032	41033	41032	41032	41032	41032	41032	41032
4	THERMOSTAT/TEMP. CONTROL	89004	89004	89004	89004	89004	89004	89004	89004	89004	89004	89004
5	RELAY	55503	55503EX	89803	89803	55219	89803	55503EX	55503EX	89803	89803	89803
6	HIGH LIMIT CONTROL/CAP	89007	89007	89007	89007	89007	89007	89007	89007	89007	89007	89007
7	INSULATOR LIMIT SWITCH	89037	89037	89037	89037	89037	89037	89037	89037	89037	89037	89037
8	BRKT LIMIT SWITCH FRYERS	89038	89038	89038	89038	89038	89038	89038	89038	89038	89038	89038
9	SWITCH, LIMIT 15 AMP	89043	89043	89043	89043	89043	89043	89043	89043	89043	89043	89043




Power Head Components – Interior View



Item	Part Description	Part Number										
		8047D	8048D	8049D	8050D	8051D	8066	8068	8068FL	8073	8073BF	8075
1	BLACK KNOB #10-32	89012	89012	89012	89012	89012	89012	89012	89012	89012	89012	89012
2	BLACK GROMMET	101069	101069	101069	101069	101069	101069	101069	101069	101069	101069	101069
3	PILOT LIGHT	41033	41032	41032	41032	41033	41032	41032	41032	41032	41032	41032
4	THERMOSTAT/TEMP. CONTROL	89004	89004	89004	89004	89004	89004	89004	89004	89004	89004	89004
5	RELAY	55503	55503EX	89803	89803	55219	89803	55503EX	55503EX	89803	89803	89803
6	HIGH LIMIT CONTROL/CAP	89007	89007	89007	89007	89007	89007	89007	89007	89007	89007	89007
7	INSULATOR LIMIT SWITCH	89037	89037	89037	89037	89037	89037	89037	89037	89037	89037	89037
8	BRKT LIMIT SWITCH FRYERS	89038	89038	89038	89038	89038	89038	89038	89038	89038	89038	89038
9	SWITCH, LIMIT 15 AMP	89043	89043	89043	89043	89043	89043	89043	89043	89043	89043	89043




Power Head Components – Interior View



Item	Part Description	Part Number										
		8047D	8048D	8049D	8050D	8051D	8066	8068	8068FL	8073	8073BF	8075
1	BLACK KNOB #10-32	89012	89012	89012	89012	89012	89012	89012	89012	89012	89012	89012
2	BLACK GROMMET	101069	101069	101069	101069	101069	101069	101069	101069	101069	101069	101069
3	PILOT LIGHT	41033	41032	41032	41032	41033	41032	41032	41032	41032	41032	41032
4	THERMOSTAT/TEMP. CONTROL	89004	89004	89004	89004	89004	89004	89004	89004	89004	89004	89004
5	RELAY	55503	55503EX	89803	89803	55219	89803	55503EX	55503EX	89803	89803	89803
6	HIGH LIMIT CONTROL/CAP	89007	89007	89007	89007	89007	89007	89007	89007	89007	89007	89007
7	INSULATOR LIMIT SWITCH	89037	89037	89037	89037	89037	89037	89037	89037	89037	89037	89037
8	BRKT LIMIT SWITCH FRYERS	89038	89038	89038	89038	89038	89038	89038	89038	89038	89038	89038
9	SWITCH, LIMIT 15 AMP	89043	89043	89043	89043	89043	89043	89043	89043	89043	89043	89043




Power Head Components – Interior View



Item	Part Description	Part Number										
		8047D	8048D	8049D	8050D	8051D	8066	8068	8068FL	8073	8073BF	8075
1	BLACK KNOB #10-32	89012	89012	89012	89012	89012	89012	89012	89012	89012	89012	89012
2	BLACK GROMMET	101069	101069	101069	101069	101069	101069	101069	101069	101069	101069	101069
3	PILOT LIGHT	41033	41032	41032	41032	41033	41032	41032	41032	41032	41032	41032
4	THERMOSTAT/TEMP. CONTROL	89004	89004	89004	89004	89004	89004	89004	89004	89004	89004	89004
5	RELAY	55503	55503EX	89803	89803	55219	89803	55503EX	55503EX	89803	89803	89803
6	HIGH LIMIT CONTROL/CAP	89007	89007	89007	89007	89007	89007	89007	89007	89007	89007	89007
7	INSULATOR LIMIT SWITCH	89037	89037	89037	89037	89037	89037	89037	89037	89037	89037	89037
8	BRKT LIMIT SWITCH FRYERS	89038	89038	89038	89038	89038	89038	89038	89038	89038	89038	89038
9	SWITCH, LIMIT 15 AMP	89043	89043	89043	89043	89043	89043	89043	89043	89043	89043	89043




Power Head Components – Interior View



Item	Part Description	Part Number										
		8047D	8048D	8049D	8050D	8051D	8066	8068	8068FL	8073	8073BF	8075
1	BLACK KNOB #10-32	89012	89012	89012	89012	89012	89012	89012	89012	89012	89012	89012
2	BLACK GROMMET	101069	101069	101069	101069	101069	101069	101069	101069	101069	101069	101069
3	PILOT LIGHT	41033	41032	41032	41032	41033	41032	41032	41032	41032	41032	41032
4	THERMOSTAT/TEMP. CONTROL	89004	89004	89004	89004	89004	89004	89004	89004	89004	89004	89004
5	RELAY	55503	55503EX	89803	89803	55219	89803	55503EX	55503EX	89803	89803	89803
6	HIGH LIMIT CONTROL/CAP	89007	89007	89007	89007	89007	89007	89007	89007	89007	89007	89007
7	INSULATOR LIMIT SWITCH	89037	89037	89037	89037	89037	89037	89037	89037	89037	89037	89037
8	BRKT LIMIT SWITCH FRYERS	89038	89038	89038	89038	89038	89038	89038	89038	89038	89038	89038
9	SWITCH, LIMIT 15 AMP	89043	89043	89043	89043	89043	89043	89043	89043	89043	89043	89043




Power Head Components – Interior View



Item	Part Description	Part Number										
		8047D	8048D	8049D	8050D	8051D	8066	8068	8068FL	8073	8073BF	8075
1	BLACK KNOB #10-32	89012	89012	89012	89012	89012	89012	89012	89012	89012	89012	89012
2	BLACK GROMMET	101069	101069	101069	101069	101069	101069	101069	101069	101069	101069	101069
3	PILOT LIGHT	41033	41032	41032	41032	41033	41032	41032	41032	41032	41032	41032
4	THERMOSTAT/TEMP. CONTROL	89004	89004	89004	89004	89004	89004	89004	89004	89004	89004	89004
5	RELAY	55503	55503EX	89803	89803	55219	89803	55503EX	55503EX	89803	89803	89803
6	HIGH LIMIT CONTROL/CAP	89007	89007	89007	89007	89007	89007	89007	89007	89007	89007	89007
7	INSULATOR LIMIT SWITCH	89037	89037	89037	89037	89037	89037	89037	89037	89037	89037	89037
8	BRKT LIMIT SWITCH FRYERS	89038	89038	89038	89038	89038	89038	89038	89038	89038	89038	89038
9	SWITCH, LIMIT 15 AMP	89043	89043	89043	89043	89043	89043	89043	89043	89043	89043	89043




Power Head Components – Interior View



Item	Part Description	Part Number										
		8047D	8048D	8049D	8050D	8051D	8066	8068	8068FL	8073	8073BF	8075
1	BLACK KNOB #10-32	89012	89012	89012	89012	89012	89012	89012	89012	89012	89012	89012
2	BLACK GROMMET	101069	101069	101069	101069	101069	101069	101069	101069	101069	101069	101069
3	PILOT LIGHT	41033	41032	41032	41032	41033	41032	41032	41032	41032	41032	41032
4	THERMOSTAT/TEMP. CONTROL	89004	89004	89004	89004	89004	89004	89004	89004	89004	89004	89004
5	RELAY	55503	55503EX	89803	89803	55219	89803	55503EX	55503EX	89803	89803	89803
6	HIGH LIMIT CONTROL/CAP	89007	89007	89007	89007	89007	89007	89007	89007	89007	89007	89007
7	INSULATOR LIMIT SWITCH	89037	89037	89037	89037	89037	89037	89037	89037	89037	89037	89037
8	BRKT LIMIT SWITCH FRYERS	89038	89038	89038	89038	89038	89038	89038	89038	89038	89038	89038
9	SWITCH, LIMIT 15 AMP	89043	89043	89043	89043	89043	89043	89043	89043	89043	89043	89043




Power Head Components – Interior View



Item	Part Description	Part Number										
		8047D	8048D	8049D	8050D	8051D	8066	8068	8068FL	8073	8073BF	8075
1	BLACK KNOB #10-32	89012	89012	89012	89012	89012	89012	89012	89012	89012	89012	89012
2	BLACK GROMMET	101069	101069	101069	101069	101069	101069	101069	101069	101069	101069	101069
3	PILOT LIGHT	41033	41032	41032	41032	41033	41032	41032	41032	41032	41032	41032
4	THERMOSTAT/TEMP. CONTROL	89004	89004	89004	89004	89004	89004	89004	89004	89004	89004	89004
5	RELAY	55503	55503EX	89803	89803	55219	89803	55503EX	55503EX	89803	89803	89803
6	HIGH LIMIT CONTROL/CAP	89007	89007	89007	89007	89007	89007	89007	89007	89007	89007	89007
7	INSULATOR LIMIT SWITCH	89037	89037	89037	89037	89037	89037	89037	89037	89037	89037	89037
8	BRKT LIMIT SWITCH FRYERS	89038	89038	89038	89038	89038	89038	89038	89038	89038	89038	89038
9	SWITCH, LIMIT 15 AMP	89043	89043	89043	89043	89043	89043	89043	89043	89043	89043	89043




Power Head Components – Interior View



Item	Part Description	Part Number										
		8047D	8048D	8049D	8050D	8051D	8066	8068	8068FL	8073	8073BF	8075
1	BLACK KNOB #10-32	89012	89012	89012	89012	89012	89012	89012	89012	89012	89012	89012
2	BLACK GROMMET	101069	101069	101069	101069	101069	101069	101069	101069	101069	101069	101069
3	PILOT LIGHT	41033	41032	41032	41032	41033	41032	41032	41032	41032	41032	41032
4	THERMOSTAT/TEMP. CONTROL	89004	89004	89004	89004	89004	89004	89004	89004	89004	89004	89004
5	RELAY	55503	55503EX	89803	89803	55219	89803	55503EX	55503EX	89803	89803	89803
6	HIGH LIMIT CONTROL/CAP	89007	89007	89007	89007	89007	89007	89007	89007	89007	89007	89007
7	INSULATOR LIMIT SWITCH	89037	89037	89037	89037	89037	89037	89037	89037	89037	89037	89037
8	BRKT LIMIT SWITCH FRYERS	89038	89038	89038	89038	89038	89038	89038	89038	89038	89038	89038
9	SWITCH, LIMIT 15 AMP	89043	89043	89043	89043	89043	89043	89043	89043	89043	89043	89043




Power Head Components – Interior View



Item	Part Description	Part Number										
		8047D	8048D	8049D	8050D	8051D	8066	8068	8068FL	8073	8073BF	8075
1	BLACK KNOB #10-32	89012	89012	89012	89012	89012	89012	89012	89012	89012	89012	89012
2	BLACK GROMMET	101069	101069	101069	101069	101069	101069	101069	101069	101069	101069	101069
3	PILOT LIGHT	41033	41032	41032	41032	41033	41032	41032	41032	41032	41032	41032
4	THERMOSTAT/TEMP. CONTROL	89004	89004	89004	89004	89004	89004	89004	89004	89004	89004	89004
5	RELAY	55503	55503EX	89803	89803	55219	89803	55503EX	55503EX	89803	89803	89803
6	HIGH LIMIT CONTROL/CAP	89007	89007	89007	89007	89007	89007	89007	89007	89007	89007	89007
7	INSULATOR LIMIT SWITCH	89037	89037	89037	89037	89037	89037	89037	89037	89037	89037	89037
8	BRKT LIMIT SWITCH FRYERS	89038	89038	89038	89038	89038	89038	89038	89038	89038	89038	89038
9	SWITCH, LIMIT 15 AMP	89043	89043	89043	89043	89043	89043	89043	89043	89043	89043	89043




Power Head Components – Interior View



Item	Part Description	Part Number										
		8047D	8048D	8049D	8050D	8051D	8066	8068	8068FL	8073	8073BF	8075
1	BLACK KNOB #10-32	89012	89012	89012	89012	89012	89012	89012	89012	89012	89012	89012
2	BLACK GROMMET	101069	101069	101069	101069	101069	101069	101069	101069	101069	101069	101069
3	PILOT LIGHT	41033	41032	41032	41032	41033	41032	41032	41032	41032	41032	41032
4	THERMOSTAT/TEMP. CONTROL	89004	89004	89004	89004	89004	89004	89004	89004	89004	89004	89004
5	RELAY	55503	55503EX	89803	89803	55219	89803	55503EX	55503EX	89803	89803	89803
6	HIGH LIMIT CONTROL/CAP	89007	89007	89007	89007	89007	89007	89007	89007	89007	89007	89007
7	INSULATOR LIMIT SWITCH	89037	89037	89037	89037	89037	89037	89037	89037	89037	89037	89037
8	BRKT LIMIT SWITCH FRYERS	89038	89038	89038	89038	89038	89038	89038	89038	89038	89038	89038
9	SWITCH, LIMIT 15 AMP	89043	89043	89043	89043	89043	89043	89043	89043	89043	89043	89043




Power Head Components – Interior View



Item	Part Description	Part Number										
		8047D	8048D	8049D	8050D	8051D	8066	8068	8068FL	8073	8073BF	8075
1	BLACK KNOB #10-32	89012	89012	89012	89012	89012	89012	89012	89012	89012	89012	89012
2	BLACK GROMMET	101069	101069	101069	101069	101069	101069	101069	101069	101069	101069	101069
3	PILOT LIGHT	41033	41032	41032	41032	41033	41032	41032	41032	41032	41032	41032
4	THERMOSTAT/TEMP. CONTROL	89004	89004	89004	89004	89004	89004	89004	89004	89004	89004	89004
5	RELAY	55503	55503EX	89803	89803	55219	89803	55503EX	55503EX	89803	89803	89803
6	HIGH LIMIT CONTROL/CAP	89007	89007	89007	89007	89007	89007	89007	89007	89007	89007	89007
7	INSULATOR LIMIT SWITCH	89037	89037	89037	89037	89037	89037	89037	89037	89037	89037	89037
8	BRKT LIMIT SWITCH FRYERS	89038	89038	89038	89038	89038	89038	89038	89038	89038	89038	89038
9	SWITCH, LIMIT 15 AMP	89043	89043	89043	89043	89043	89043	89043	89043	89043	89043	89043




Power Head Components – Interior View



Item	Part Description	Part Number										
		8047D	8048D	8049D	8050D	8051D	8066	8068	8068FL	8073	8073BF	8075
1	BLACK KNOB #10-32	89012	89012	89012	89012	89012	89012	89012	89012	89012	89012	89012
2	BLACK GROMMET	101069	101069	101069	101069	101069	101069	101069	101069	101069	101069	101069
3	PILOT LIGHT	41033	41032	41032	41032	41033	41032	41032	41032	41032	41032	41032
4	THERMOSTAT/TEMP. CONTROL	89004	89004	89004	89004	89004	89004	89004	89004	89004	89004	89004
5	RELAY	55503	55503EX	89803	89803	55219	89803	55503EX	55503EX	89803	89803	89803
6	HIGH LIMIT CONTROL/CAP	89007	89007	89007	89007	89007	89007	89007	89007	89007	89007	89007
7	INSULATOR LIMIT SWITCH	89037	89037	89037	89037	89037	89037	89037	89037	89037	89037	89037
8	BRKT LIMIT SWITCH FRYERS	89038	89038	89038	89038	89038	89038	89038	89038	89038	89038	89038
9	SWITCH, LIMIT 15 AMP	89043	89043	89043	89043	89043	89043	89043	89043	89043	89043	89043




Power Head Components – Interior View



Item	Part Description	Part Number										
		8047D	8048D	8049D	8050D	8051D	8066	8068	8068FL	8073	8073BF	8075
1	BLACK KNOB #10-32	89012	89012	89012	89012	89012	89012	89012	89012	89012	89012	89012
2	BLACK GROMMET	101069	101069	101069	101069	101069	101069	101069	101069	101069	101069	101069
3	PILOT LIGHT	41033	41032	41032	41032	41033	41032	41032	41032	41032	41032	41032
4	THERMOSTAT/TEMP. CONTROL	89004	89004	89004	89004	89004	89004	89004	89004	89004	89004	89004
5	RELAY	55503	55503EX	89803	89803	55219	89803	55503EX	55503EX	89803	89803	89803
6	HIGH LIMIT CONTROL/CAP	89007	89007	89007	89007	89007	89007	89007	89007	89007	89007	89007
7	INSULATOR LIMIT SWITCH	89037	89037	89037	89037	89037	89037	89037	89037	89037	89037	89037
8	BRKT LIMIT SWITCH FRYERS	89038	89038	89038	89038	89038	89038	89038	89038	89038	89038	89038
9	SWITCH, LIMIT 15 AMP	89043	89043	89043	89043	89043	89043	89043	89043	89043	89043	89043




Power Head Components – Interior View



Item	Part Description	Part Number										
		8047D	8048D	8049D	8050D	8051D	8066	8068	8068FL	8073	8073BF	8075
1	BLACK KNOB #10-32	89012	89012	89012	89012	89012	89012	89012	89012	89012	89012	89012
2	BLACK GROMMET	101069	101069	101069	101069	101069	101069	101069	101069	101069	101069	101069
3	PILOT LIGHT	41033	41032	41032	41032	41033	41032	41032	41032	41032	41032	41032
4	THERMOSTAT/TEMP. CONTROL	89004	89004	89004	89004	89004	89004	89004	89004	89004	89004	89004
5	RELAY	55503	55503EX	89803	89803	55219	89803	55503EX	55503EX	89803	89803	89803
6	HIGH LIMIT CONTROL/CAP	89007	89007	89007	89007	89007	89007	89007	89007	89007	89007	89007
7	INSULATOR LIMIT SWITCH	89037	89037	89037	89037	89037	89037	89037	89037	89037	89037	89037
8	BRKT LIMIT SWITCH FRYERS	89038	89038	89038	89038	89038	89038	89038	89038	89038	89038	89038
9	SWITCH, LIMIT 15 AMP	89043	89043	89043	89043	89043	89043	89043	89043	89043	89043	89043




Power Head Components – Interior View



Item	Part Description	Part Number										
		8047D	8048D	8049D	8050D	8051D	8066	8068	8068FL	8073	8073BF	8075
1	BLACK KNOB #10-32	89012	89012	89012	89012	89012	89012	89012	89012	89012	89012	89012
2	BLACK GROMMET	101069	101069	101069	101069	101069	101069	101069	101069	101069	101069	101069
3	PILOT LIGHT	41033	41032	41032	41032	41033	41032	41032	41032	41032	41032	41032
4	THERMOSTAT/TEMP. CONTROL	89004	89004	89004	89004	89004	89004	89004	89004	89004	89004	89004
5	RELAY	55503	55503EX	89803	89803	55219	89803	55503EX	55503EX	89803	89803	89803
6	HIGH LIMIT CONTROL/CAP	89007	89007	89007	89007	89007	89007	89007	89007	89007	89007	89007
7	INSULATOR LIMIT SWITCH	89037	89037	89037	89037	89037	89037	89037	89037	89037	89037	89037
8	BRKT LIMIT SWITCH FRYERS	89038	89038	89038	89038	89038	89038	89038	89038	89038	89038	89038
9	SWITCH, LIMIT 15 AMP	89043	89043	89043	89043	89043	89043	89043	89043	89043	89043	89043




Power Head Components – Interior View



Item	Part Description	Part Number										
		8047D	8048D	8049D	8050D	8051D	8066	8068	8068FL	8073	8073BF	8075
1	BLACK KNOB #10-32	89012	89012	89012	89012	89012	89012	89012	89012	89012	89012	89012
2	BLACK GROMMET	101069	101069	101069	101069	101069	101069	101069	101069	101069	101069	101069
3	PILOT LIGHT	41033	41032	41032	41032	41033	41032	41032	41032	41032	41032	41032
4	THERMOSTAT/TEMP. CONTROL	89004	89004	89004	89004	89004	89004	89004	89004	89004	89004	89004
5	RELAY	55503	55503EX	89803	89803	55219	89803	55503EX	55503EX	89803	89803	89803
6	HIGH LIMIT CONTROL/CAP	89007	89007	89007	89007	89007	89007	89007	89007	89007	89007	89007
7	INSULATOR LIMIT SWITCH	89037	89037	89037	89037	89037	89037	89037	89037	89037	89037	89037
8	BRKT LIMIT SWITCH FRYERS	89038	89038	89038	89038	89038	89038	89038	89038	89038	89038	89038
9	SWITCH, LIMIT 15 AMP	89043	89043	89043	89043	89043	89043	89043	89043	89043	89043	89043




Power Head Components – Interior View



Item	Part Description	Part Number										
		8047D	8048D	8049D	8050D	8051D	8066	8068	8068FL	8073	8073BF	8075
1	BLACK KNOB #10-32	89012	89012	89012	89012	89012	89012	89012	89012	89012	89012	89012
2	BLACK GROMMET	101069	101069	101069	101069	101069	101069	101069	101069	101069	101069	101069
3	PILOT LIGHT	41033	41032	41032	41032	41033	41032	41032	41032	41032	41032	41032
4	THERMOSTAT/TEMP. CONTROL	89004	89004	89004	89004	89004	89004	89004	89004	89004	89004	89004
5	RELAY	55503	55503EX	89803	89803	55219	89803	55503EX	55503EX	89803	89803	89803
6	HIGH LIMIT CONTROL/CAP	89007	89007	89007	89007	89007	89007	89007	89007	89007	89007	89007
7	INSULATOR LIMIT SWITCH	89037	89037	89037	89037	89037	89037	89037	89037	89037	89037	89037
8	BRKT LIMIT SWITCH FRYERS	89038	89038	89038	89038	89038	89038	89038	89038	89038	89038	89038
9	SWITCH, LIMIT 15 AMP	89043	89043	89043	89043	89043	89043	89043	89043	89043	89043	89043




Power Head Components – Interior View



Item	Part Description	Part Number										
		8047D	8048D	8049D	8050D	8051D	8066	8068	8068FL	8073	8073BF	8075
1	BLACK KNOB #10-32	89012	89012	89012	89012	89012	89012	89012	89012	89012	89012	89012
2	BLACK GROMMET	101069	101069	101069	101069	101069	101069	101069	101069	101069	101069	101069
3	PILOT LIGHT	41033	41032	41032	41032	41033	41032	41032	41032	41032	41032	41032
4	THERMOSTAT/TEMP. CONTROL	89004	89004	89004	89004	89004	89004	89004	89004	89004	89004	89004
5	RELAY	55503	55503EX	89803	89803	55219	89803	55503EX	55503EX	89803	89803	89803
6	HIGH LIMIT CONTROL/CAP	89007	89007	89007	89007	89007	89007	89007	89007	89007	89007	89007
7	INSULATOR LIMIT SWITCH	89037	89037	89037	89037	89037	89037	89037	89037	89037	89037	89037
8	BRKT LIMIT SWITCH FRYERS	89038	89038	89038	89038	89038	89038	89038	89038	89038	89038	89038
9	SWITCH, LIMIT 15 AMP	89043	89043	89043	89043	89043	89043	89043	89043	89043	89043	89043




Power Head Components – Interior View



Item	Part Description	Part Number										
		8047D	8048D	8049D	8050D	8051D	8066	8068	8068FL	8073	8073BF	8075
1	BLACK KNOB #10-32	89012	89012	89012	89012	89012	89012	89012	89012	89012	89012	89012
2	BLACK GROMMET	101069	101069	101069	101069	101069	101069	101069	101069	101069	101069	101069
3	PILOT LIGHT	41033	41032	41032	41032	41033	41032	41032	41032	41032	41032	41032
4	THERMOSTAT/TEMP. CONTROL	89004	89004	89004	89004	89004	89004	89004	89004	89004	89004	89004
5	RELAY	55503	55503EX	89803	89803	55219	89803	55503EX	55503EX	89803	89803	89803
6	HIGH LIMIT CONTROL/CAP	89007	89007	89007	89007	89007	89007	89007	89007	89007	89007	89007
7	INSULATOR LIMIT SWITCH	89037	89037	89037	89037	89037	89037	89037	89037	89037	89037	89037
8	BRKT LIMIT SWITCH FRYERS	89038	89038	89038	89038	89038	89038	89038	89038	89038	89038	89038
9	SWITCH, LIMIT 15 AMP	89043	89043	89043	89043	89043	89043	89043	89043	89043	89043	89043




Power Head Components – Interior View



Item	Part Description	Part Number										
		8047D	8048D	8049D	8050D	8051D	8066	8068	8068FL	8073	8073BF	8075
1	BLACK KNOB #10-32	89012	89012	89012	89012	89012	89012	89012	89012	89012	89012	89012
2	BLACK GROMMET	101069	101069	101069	101069	101069	101069	101069	101069	101069	101069	101069
3	PILOT LIGHT	41033	41032	41032	41032	41033	41032	41032	41032	41032	41032	41032
4	THERMOSTAT/TEMP. CONTROL	89004	89004	89004	89004	89004	89004	89004	89004	89004	89004	89004
5	RELAY	55503	55503EX	89803	89803	55219	89803	55503EX	55503EX	89803	89803	89803
6	HIGH LIMIT CONTROL/CAP	89007	89007	89007	89007	89007	89007	89007	89007	89007	89007	89007
7	INSULATOR LIMIT SWITCH	89037	89037	89037	89037	89037	89037	89037	89037	89037	89037	89037
8	BRKT LIMIT SWITCH FRYERS	89038	89038	89038	89038	89038	89038	89038	89038	89038	89038	89038
9	SWITCH, LIMIT 15 AMP	89043	89043	89043	89043	89043	89043	89043	89043	89043	89043	89043




Power Head Components – Interior View



Item	Part Description	Part Number										
		8047D	8048D	8049D	8050D	8051D	8066	8068	8068FL	8073	8073BF	8075
1	BLACK KNOB #10-32	89012	89012	89012	89012	89012	89012	89012	89012	89012	89012	89012
2	BLACK GROMMET	101069	101069	101069	101069	101069	101069	101069	101069	101069	101069	101069
3	PILOT LIGHT	41033	41032	41032	41032	41033	41032	41032	41032	41032	41032	41032
4	THERMOSTAT/TEMP. CONTROL	89004	89004	89004	89004	89004	89004	89004	89004	89004	89004	89004
5	RELAY	55503	55503EX	89803	89803	55219	89803	55503EX	55503EX	89803	89803	89803
6	HIGH LIMIT CONTROL/CAP	89007	89007	89007	89007	89007	89007	89007	89007	89007	89007	89007
7	INSULATOR LIMIT SWITCH	89037	89037	89037	89037	89037	89037	89037	89037	89037	89037	89037
8	BRKT LIMIT SWITCH FRYERS	89038	89038	89038	89038	89038	89038	89038	89038	89038	89038	89038
9	SWITCH, LIMIT 15 AMP	89043	89043	89043	89043	89043	89043	89043	89043	89043	89043	89043




Power Head Components – Interior View



Item	Part Description	Part Number										
		8047D	8048D	8049D	8050D	8051D	8066	8068	8068FL	8073	8073BF	8075
1	BLACK KNOB #10-32	89012	89012	89012	89012	89012	89012	89012	89012	89012	89012	89012
2	BLACK GROMMET	101069	101069	101069	101069	101069	101069	101069	101069	101069	101069	101069
3	PILOT LIGHT	41033	41032	41032	41032	41033	41032	41032	41032	41032	41032	41032
4	THERMOSTAT/TEMP. CONTROL	89004	89004	89004	89004	89004	89004	89004	89004	89004	89004	89004
5	RELAY	55503	55503EX	89803	89803	55219	89803	55503EX	55503EX	89803	89803	89803
6	HIGH LIMIT CONTROL/CAP	89007	89007	89007	89007	89007	89007	89007	89007	89007	89007	89007
7	INSULATOR LIMIT SWITCH	89037	89037	89037	89037	89037	89037	89037	89037	89037	89037	89037
8	BRKT LIMIT SWITCH FRYERS	89038	89038	89038	89038	89038	89038	89038	89038	89038	89038	89038
9	SWITCH, LIMIT 15 AMP	89043	89043	89043	89043	89043	89043	89043	89043	89043	89043	89043




Power Head Components – Interior View



Item	Part Description	Part Number										
		8047D	8048D	8049D	8050D	8051D	8066	8068	8068FL	8073	8073BF	8075
1	BLACK KNOB #10-32	89012	89012	89012	89012	89012	89012	89012	89012	89012	89012	89012
2	BLACK GROMMET	101069	101069	101069	101069	101069	101069	101069	101069	101069	101069	101069
3	PILOT LIGHT	41033	41032	41032	41032	41033	41032	41032	41032	41032	41032	41032
4	THERMOSTAT/TEMP. CONTROL	89004	89004	89004	89004	89004	89004	89004	89004	89004	89004	89004
5	RELAY	55503	55503EX	89803	89803	55219	89803	55503EX	55503EX	89803	89803	89803
6	HIGH LIMIT CONTROL/CAP	89007	89007	89007	89007	89007	89007	89007	89007	89007	89007	89007
7	INSULATOR LIMIT SWITCH	89037	89037	89037	89037	89037	89037	89037	89037	89037	89037	89037
8	BRKT LIMIT SWITCH FRYERS	89038	89038	89038	89038	89038	89038	89038	89038	89038	89038	89038
9	SWITCH, LIMIT 15 AMP	89043	89043	89043	89043	89043	89043	89043	89043	89043	89043	89043




Power Head Components – Interior View



Item	Part Description	Part Number										
		8047D	8048D	8049D	8050D	8051D	8066	8068	8068FL	8073	8073BF	8075
1	BLACK KNOB #10-32	89012	89012	89012	89012	89012	89012	89012	89012	89012	89012	89012
2	BLACK GROMMET	101069	101069	101069	101069	101069	101069	101069	101069	101069	101069	101069
3	PILOT LIGHT	41033	41032	41032	41032	41033	41032	41032	41032	41032	41032	41032
4	THERMOSTAT/TEMP. CONTROL	89004	89004	89004	89004	89004	89004	89004	89004	89004	89004	89004
5	RELAY	55503	55503EX	89803	89803	55219	89803	55503EX	55503EX	89803	89803	89803
6	HIGH LIMIT CONTROL/CAP	89007	89007	89007	89007	89007	89007	89007	89007	89007	89007	89007
7	INSULATOR LIMIT SWITCH	89037	89037	89037	89037	89037	89037	89037	89037	89037	89037	89037
8	BRKT LIMIT SWITCH FRYERS	89038	89038	89038	89038	89038	89038	89038	89038	89038	89038	89038
9	SWITCH, LIMIT 15 AMP	89043	89043	89043	89043	89043	89043	89043	89043	89043	89043	89043




Power Head Components – Interior View



Item	Part Description	Part Number										
		8047D	8048D	8049D	8050D	8051D	8066	8068	8068FL	8073	8073BF	8075
1	BLACK KNOB #10-32	89012	89012	89012	89012	89012	89012	89012	89012	89012	89012	89012
2	BLACK GROMMET	101069	101069	101069	101069	101069	101069	101069	101069	101069	101069	101069
3	PILOT LIGHT	41033	41032	41032	41032	41033	41032	41032	41032	41032	41032	41032
4	THERMOSTAT/TEMP. CONTROL	89004	89004	89004	89004	89004	89004	89004	89004	89004	89004	89004
5	RELAY	55503	55503EX	89803	89803	55219	89803	55503EX	55503EX	89803	89803	89803
6	HIGH LIMIT CONTROL/CAP	89007	89007	89007	89007	89007	89007	89007	89007	89007	89007	89007
7	INSULATOR LIMIT SWITCH	89037	89037	89037	89037	89037	89037	89037	89037	89037	89037	89037
8	BRKT LIMIT SWITCH FRYERS	89038	89038	89038	89038	89038	89038	89038	89038	89038	89038	89038
9	SWITCH, LIMIT 15 AMP	89043	89043	89043	89043	89043	89043	89043	89043	89043	89043	89043




Power Head Components – Interior View



Item	Part Description	Part Number										
		8047D	8048D	8049D	8050D	8051D	8066	8068	8068FL	8073	8073BF	8075
1	BLACK KNOB #10-32	89012	89012	89012	89012	89012	89012	89012	89012	89012	89012	89012
2	BLACK GROMMET	101069	101069	101069	101069	101069	101069	101069	101069	101069	101069	101069
3	PILOT LIGHT	41033	41032	41032	41032	41033	41032	41032	41032	41032	41032	41032
4	THERMOSTAT/TEMP. CONTROL	89004	89004	89004	89004	89004	89004	89004	89004	89004	89004	89004
5	RELAY	55503	55503EX	89803	89803	55219	89803	55503EX	55503EX	89803	89803	89803
6	HIGH LIMIT CONTROL/CAP	89007	89007	89007	89007	89007	89007	89007	89007	89007	89007	89007
7	INSULATOR LIMIT SWITCH	89037	89037	89037	89037	89037	89037	89037	89037	89037	89037	89037
8	BRKT LIMIT SWITCH FRYERS	89038	89038	89038	89038	89038	89038	89038	89038	89038	89038	89038
9	SWITCH, LIMIT 15 AMP	89043	89043	89043	89043	89043	89043	89043	89043	89043	89043	89043




Power Head Components – Interior View



Item	Part Description	Part Number										
		8047D	8048D	8049D	8050D	8051D	8066	8068	8068FL	8073	8073BF	8075
1	BLACK KNOB #10-32	89012	89012	89012	89012	89012	89012	89012	89012	89012	89012	89012
2	BLACK GROMMET	101069	101069	101069	101069	101069	101069	101069	101069	101069	101069	101069
3	PILOT LIGHT	41033	41032	41032	41032	41033	41032	41032	41032	41032	41032	41032
4	THERMOSTAT/TEMP. CONTROL	89004	89004	89004	89004	89004	89004	89004	89004	89004	89004	89004
5	RELAY	55503	55503EX	89803	89803	55219	89803	55503EX	55503EX	89803	89803	89803
6	HIGH LIMIT CONTROL/CAP	89007	89007	89007	89007	89007	89007	89007	89007	89007	89007	89007
7	INSULATOR LIMIT SWITCH	89037	89037	89037	89037	89037	89037	89037	89037	89037	89037	89037
8	BRKT LIMIT SWITCH FRYERS	89038	89038	89038	89038	89038	89038	89038	89038	89038	89038	89038
9	SWITCH, LIMIT 15 AMP	89043	89043	89043	89043	89043	89043	89043	89043	89043	89043	89043




Power Head Components – Interior View



Item	Part Description	Part Number										
		8047D	8048D	8049D	8050D	8051D	8066	8068	8068FL	8073	8073BF	8075
1	BLACK KNOB #10-32	89012	89012	89012	89012	89012	89012	89012	89012	89012	89012	89012
2	BLACK GROMMET	101069	101069	101069	101069	101069	101069	101069	101069	101069	101069	101069
3	PILOT LIGHT	41033	41032	41032	41032	41033	41032	41032	41032	41032	41032	41032
4	THERMOSTAT/TEMP. CONTROL	89004	89004	89004	89004	89004	89004	89004	89004	89004	89004	89004
5	RELAY	55503	55503EX	89803	89803	55219	89803	55503EX	55503EX	89803	89803	89803
6	HIGH LIMIT CONTROL/CAP	89007	89007	89007	89007	89007	89007	89007	89007	89007	89007	89007
7	INSULATOR LIMIT SWITCH	89037	89037	89037	89037	89037	89037	89037	89037	89037	89037	89037
8	BRKT LIMIT SWITCH FRYERS	89038	89038	89038	89038	89038	89038	89038	89038	89038	89038	89038
9	SWITCH, LIMIT 15 AMP	89043	89043	89043	89043	89043	89043	89043	89043	89043	89043	89043




Power Head Components – Interior View



Item	Part Description	Part Number										
		8047D	8048D	8049D	8050D	8051D	8066	8068	8068FL	8073	8073BF	8075
1	BLACK KNOB #10-32	89012	89012	89012	89012	89012	89012	89012	89012	89012	89012	89012
2	BLACK GROMMET	101069	101069	101069	101069	101069	101069	101069	101069	101069	101069	101069
3	PILOT LIGHT	41033	41032	41032	41032	41033	41032	41032	41032	41032	41032	41032
4	THERMOSTAT/TEMP. CONTROL	89004	89004	89004	89004	89004	89004	89004	89004	89004	89004	89004
5	RELAY	55503	55503EX	89803	89803	55219	89803	55503EX	55503EX	89803	89803	89803
6	HIGH LIMIT CONTROL/CAP	89007	89007	89007	89007	89007	89007	89007	89007	89007	89007	89007
7	INSULATOR LIMIT SWITCH	89037	89037	89037	89037	89037	89037	89037	89037	89037	89037	89037
8	BRKT LIMIT SWITCH FRYERS	89038	89038	89038	89038	89038	89038	89038	89038	89038	89038	89038
9	SWITCH, LIMIT 15 AMP	89043	89043	89043	89043	89043	89043	89043	89043	89043	89043	89043




Power Head Components – Interior View



Item	Part Description	Part Number										
		8047D	8048D	8049D	8050D	8051D	8066	8068	8068FL	8073	8073BF	8075
1	BLACK KNOB #10-32	89012	89012	89012	89012	89012	89012	89012	89012	89012	89012	89012
2	BLACK GROMMET	101069	101069	101069	101069	101069	101069	101069	101069	101069	101069	101069
3	PILOT LIGHT	41033	41032	41032	41032	41033	41032	41032	41032	41032	41032	41032
4	THERMOSTAT/TEMP. CONTROL	89004	89004	89004	89004	89004	89004	89004	89004	89004	89004	89004
5	RELAY	55503	55503EX	89803	89803	55219	89803	55503EX	55503EX	89803	89803	89803
6	HIGH LIMIT CONTROL/CAP	89007	89007	89007	89007	89007	89007	89007	89007	89007	89007	89007
7	INSULATOR LIMIT SWITCH	89037	89037	89037	89037	89037	89037	89037	89037	89037	89037	89037
8	BRKT LIMIT SWITCH FRYERS	89038	89038	89038	89038	89038	89038	89038	89038	89038	89038	89038
9	SWITCH, LIMIT 15 AMP	89043	89043	89043	89043	89043	89043	89043	89043	89043	89043	89043




Power Head Components – Interior View



Item	Part Description	Part Number										
		8047D	8048D	8049D	8050D	8051D	8066	8068	8068FL	8073	8073BF	8075
1	BLACK KNOB #10-32	89012	89012	89012	89012	89012	89012	89012	89012	89012	89012	89012
2	BLACK GROMMET	101069	101069	101069	101069	101069	101069	101069	101069	101069	101069	101069
3	PILOT LIGHT	41033	41032	41032	41032	41033	41032	41032	41032	41032	41032	41032
4	THERMOSTAT/TEMP. CONTROL	89004	89004	89004	89004	89004	89004	89004	89004	89004	89004	89004
5	RELAY	55503	55503EX	89803	89803	55219	89803	55503EX	55503EX	89803	89803	89803
6	HIGH LIMIT CONTROL/CAP	89007	89007	89007	89007	89007	89007	89007	89007	89007	89007	89007
7	INSULATOR LIMIT SWITCH	89037	89037	89037	89037	89037	89037	89037	89037	89037	89037	89037
8	BRKT LIMIT SWITCH FRYERS	89038	89038	89038	89038	89038	89038	89038	89038	89038	89038	89038
9	SWITCH, LIMIT 15 AMP	89043	89043	89043	89043	89043	89043	89043	89043	89043	89043	89043




Power Head Components – Interior View



Item	Part Description	Part Number										
		8047D	8048D	8049D	8050D	8051D	8066	8068	8068FL	8073	8073BF	8075
1	BLACK KNOB #10-32	89012	89012	89012	89012	89012	89012	89012	89012	89012	89012	89012
2	BLACK GROMMET	101069	101069	101069	101069	101069	101069	101069	101069	101069	101069	101069
3	PILOT LIGHT	41033	41032	41032	41032	41033	41032	41032	41032	41032	41032	41032
4	THERMOSTAT/TEMP. CONTROL	89004	89004	89004	89004	89004	89004	89004	89004	89004	89004	89004
5	RELAY	55503	55503EX	89803	89803	55219	89803	55503EX	55503EX	89803	89803	89803
6	HIGH LIMIT CONTROL/CAP	89007	89007	89007	89007	89007	89007	89007	89007	89007	89007	89007
7	INSULATOR LIMIT SWITCH	89037	89037	89037	89037	89037	89037	89037	89037	89037	89037	89037
8	BRKT LIMIT SWITCH FRYERS	89038	89038	89038	89038	89038	89038	89038	89038	89038	89038	89038
9	SWITCH, LIMIT 15 AMP	89043	89043	89043	89043	89043	89043	89043	89043	89043	89043	89043




Power Head Components – Interior View



Item	Part Description	Part Number										
		8047D	8048D	8049D	8050D	8051D	8066	8068	8068FL	8073	8073BF	8075
1	BLACK KNOB #10-32	89012	89012	89012	89012	89012	89012	89012	89012	89012	89012	89012
2	BLACK GROMMET	101069	101069	101069	101069	101069	101069	101069	101069	101069	101069	101069
3	PILOT LIGHT	41033	41032	41032	41032	41033	41032	41032	41032	41032	41032	41032
4	THERMOSTAT/TEMP. CONTROL	89004	89004	89004	89004	89004	89004	89004	89004	89004	89004	89004
5	RELAY	55503	55503EX	89803	89803	55219	89803	55503EX	55503EX	89803	89803	89803
6	HIGH LIMIT CONTROL/CAP	89007	89007	89007	89007	89007	89007	89007	89007	89007	89007	89007
7	INSULATOR LIMIT SWITCH	89037	89037	89037	89037	89037	89037	89037	89037	89037	89037	89037
8	BRKT LIMIT SWITCH FRYERS	89038	89038	89038	89038	89038	89038	89038	89038	89038	89038	89038
9	SWITCH, LIMIT 15 AMP	89043	89043	89043	89043	89043	89043	89043	89043	89043	89043	89043




Power Head Components – Interior View



Item	Part Description	Part Number										
		8047D	8048D	8049D	8050D	8051D	8066	8068	8068FL	8073	8073BF	8075
1	BLACK KNOB #10-32	89012	89012	89012	89012	89012	89012	89012	89012	89012	89012	89012
2	BLACK GROMMET	101069	101069	101069	101069	101069	101069	101069	101069	101069	101069	101069
3	PILOT LIGHT	41033	41032	41032	41032	41033	41032	41032	41032	41032	41032	41032
4	THERMOSTAT/TEMP. CONTROL	89004	89004	89004	89004	89004	89004	89004	89004	89004	89004	89004
5	RELAY	55503	55503EX	89803	89803	55219	89803	55503EX	55503EX	89803	89803	89803
6	HIGH LIMIT CONTROL/CAP	89007	89007	89007	89007	89007	89007	89007	89007	89007	89007	89007
7	INSULATOR LIMIT SWITCH	89037	89037	89037	89037	89037	89037	89037	89037	89037	89037	89037
8	BRKT LIMIT SWITCH FRYERS	89038	89038	89038	89038	89038	89038	89038	89038	89038	89038	89038
9	SWITCH, LIMIT 15 AMP	89043	89043	89043	89043	89043	89043	89043	89043	89043	89043	89043




Power Head Components – Interior View



Item	Part Description	Part Number										
		8047D	8048D	8049D	8050D	8051D	8066	8068	8068FL	8073	8073BF	8075
1	BLACK KNOB #10-32	89012	89012	89012	89012	89012	89012	89012	89012	89012	89012	89012
2	BLACK GROMMET	101069	101069	101069	101069	101069	101069	101069	101069	101069	101069	101069
3	PILOT LIGHT	41033	41032	41032	41032	41033	41032	41032	41032	41032	41032	41032
4	THERMOSTAT/TEMP. CONTROL	89004	89004	89004	89004	89004	89004	89004	89004	89004	89004	89004
5	RELAY	55503	55503EX	89803	89803	55219	89803	55503EX	55503EX	89803	89803	89803
6	HIGH LIMIT CONTROL/CAP	89007	89007	89007	89007	89007	89007	89007	89007	89007	89007	89007
7	INSULATOR LIMIT SWITCH	89037	89037	89037	89037	89037	89037	89037	89037	89037	89037	89037
8	BRKT LIMIT SWITCH FRYERS	89038	89038	89038	89038	89038	89038	89038	89038	89038	89038	89038
9	SWITCH, LIMIT 15 AMP	89043	89043	89043	89043	89043	89043	89043	89043	89043	89043	89043




Power Head Components – Interior View



Item	Part Description	Part Number										
		8047D	8048D	8049D	8050D	8051D	8066	8068	8068FL	8073	8073BF	8075
1	BLACK KNOB #10-32	89012	89012	89012	89012	89012	89012	89012	89012	89012	89012	89012
2	BLACK GROMMET	101069	101069	101069	101069	101069	101069	101069	101069	101069	101069	101069
3	PILOT LIGHT	41033	41032	41032	41032	41033	41032	41032	41032	41032	41032	41032
4	THERMOSTAT/TEMP. CONTROL	89004	89004	89004	89004	89004	89004	89004	89004	89004	89004	89004
5	RELAY	55503	55503EX	89803	89803	55219	89803	55503EX	55503EX	89803	89803	89803
6	HIGH LIMIT CONTROL/CAP	89007	89007	89007	89007	89007	89007	89007	89007	89007	89007	89007
7	INSULATOR LIMIT SWITCH	89037	89037	89037	89037	89037	89037	89037	89037	89037	89037	89037
8	BRKT LIMIT SWITCH FRYERS	89038	89038	89038	89038	89038	89038	89038	89038	89038	89038	89038
9	SWITCH, LIMIT 15 AMP	89043	89043	89043	89043	89043	89043	89043	89043	89043	89043	89043




Power Head Components – Interior View



Item	Part Description	Part Number										
		8047D	8048D	8049D	8050D	8051D	8066	8068	8068FL	8073	8073BF	8075
1	BLACK KNOB #10-32	89012	89012	89012	89012	89012	89012	89012	89012	89012	89012	89012
2	BLACK GROMMET	101069	101069	101069	101069	101069	101069	101069	101069	101069	101069	101069
3	PILOT LIGHT	41033	41032	41032	41032	41033	41032	41032	41032	41032	41032	41032
4	THERMOSTAT/TEMP. CONTROL	89004	89004	89004	89004	89004	89004	89004	89004	89004	89004	89004
5	RELAY	55503	55503EX	89803	89803	55219	89803	55503EX	55503EX	89803	89803	89803
6	HIGH LIMIT CONTROL/CAP	89007	89007	89007	89007	89007	89007	89007	89007	89007	89007	89007
7	INSULATOR LIMIT SWITCH	89037	89037	89037	89037	89037	89037	89037	89037	89037	89037	89037
8	BRKT LIMIT SWITCH FRYERS	89038	89038	89038	89038	89038	89038	89038	89038	89038	89038	89038
9	SWITCH, LIMIT 15 AMP	89043	89043	89043	89043	89043	89043	89043	89043	89043	89043	89043




Power Head Components – Interior View



Item	Part Description	Part Number										
		8047D	8048D	8049D	8050D	8051D	8066	8068	8068FL	8073	8073BF	8075
1	BLACK KNOB #10-32	89012	89012	89012	89012	89012	89012	89012	89012	89012	89012	89012
2	BLACK GROMMET	101069	101069	101069	101069	101069	101069	101069	101069	101069	101069	101069
3	PILOT LIGHT	41033	41032	41032	41032	41033	41032	41032	41032	41032	41032	41032
4	THERMOSTAT/TEMP. CONTROL	89004	89004	89004	89004	89004	89004	89004	89004	89004	89004	89004
5	RELAY	55503	55503EX	89803	89803	55219	89803	55503EX	55503EX	89803	89803	89803
6	HIGH LIMIT CONTROL/CAP	89007	89007	89007	89007	89007	89007	89007	89007	89007	89007	89007
7	INSULATOR LIMIT SWITCH	89037	89037	89037	89037	89037	89037	89037	89037	89037	89037	89037
8	BRKT LIMIT SWITCH FRYERS	89038	89038	89038	89038	89038	89038	89038	89038	89038	89038	89038
9	SWITCH, LIMIT 15 AMP	89043	89043	89043	89043	89043	89043	89043	89043	89043	89043	89043




Power Head Components – Interior View



Item	Part Description	Part Number										
		8047D	8048D	8049D	8050D	8051D	8066	8068	8068FL	8073	8073BF	8075
1	BLACK KNOB #10-32	89012	89012	89012	89012	89012	89012	89012	89012	89012	89012	89012
2	BLACK GROMMET	101069	101069	101069	101069	101069	101069	101069	101069	101069	101069	101069
3	PILOT LIGHT	41033	41032	41032	41032	41033	41032	41032	41032	41032	41032	41032
4	THERMOSTAT/TEMP. CONTROL	89004	89004	89004	89004	89004	89004	89004	89004	89004	89004	89004
5	RELAY	55503	55503EX	89803	89803	55219	89803	55503EX	55503EX	89803	89803	89803
6	HIGH LIMIT CONTROL/CAP	89007	89007	89007	89007	89007	89007	89007	89007	89007	89007	89007
7	INSULATOR LIMIT SWITCH	89037	89037	89037	89037	89037	89037	89037	89037	89037	89037	89037
8	BRKT LIMIT SWITCH FRYERS	89038	89038	89038	89038	89038	89038	89038	89038	89038	89038	89038
9	SWITCH, LIMIT 15 AMP	89043	89043	89043	89043	89043	89043	89043	89043	89043	89043	89043




Power Head Components – Interior View



Item	Part Description	Part Number										
		8047D	8048D	8049D	8050D	8051D	8066	8068	8068FL	8073	8073BF	8075
1	BLACK KNOB #10-32	89012	89012	89012	89012	89012	89012	89012	89012	89012	89012	89012
2	BLACK GROMMET	101069	101069	101069	101069	101069	101069	101069	101069	101069	101069	101069
3	PILOT LIGHT	41033	41032	41032	41032	41033	41032	41032	41032	41032	41032	41032
4	THERMOSTAT/TEMP. CONTROL	89004	89004	89004	89004	89004	89004	89004	89004	89004	89004	89004
5	RELAY	55503	55503EX	89803	89803	55219	89803	55503EX	55503EX	89803	89803	89803
6	HIGH LIMIT CONTROL/CAP	89007	89007	89007	89007	89007	89007	89007	89007	89007	89007	89007
7	INSULATOR LIMIT SWITCH	89037	89037	89037	89037	89037	89037	89037	89037	89037	89037	89037
8	BRKT LIMIT SWITCH FRYERS	89038	89038	89038	89038	89038	89038	89038	89038	89038	89038	89038
9	SWITCH, LIMIT 15 AMP	89043	89043	89043	89043	89043	89043	89043	89043	89043	89043	89043




Power Head Components – Interior View



Item	Part Description	Part Number										
		8047D	8048D	8049D	8050D	8051D	8066	8068	8068FL	8073	8073BF	8075
1	BLACK KNOB #10-32	89012	89012	89012	89012	89012	89012	89012	89012	89012	89012	89012
2	BLACK GROMMET	101069	101069	101069	101069	101069	101069	101069	101069	101069	101069	101069
3	PILOT LIGHT	41033	41032	41032	41032	41033	41032	41032	41032	41032	41032	41032
4	THERMOSTAT/TEMP. CONTROL	89004	89004	89004	89004	89004	89004	89004	89004	89004	89004	89004
5	RELAY	55503	55503EX	89803	89803	55219	89803	55503EX	55503EX	89803	89803	89803
6	HIGH LIMIT CONTROL/CAP	89007	89007	89007	89007	89007	89007	89007	89007	89007	89007	89007
7	INSULATOR LIMIT SWITCH	89037	89037	89037	89037	89037	89037	89037	89037	89037	89037	89037
8	BRKT LIMIT SWITCH FRYERS	89038	89038	89038	89038	89038	89038	89038	89038	89038	89038	89038
9	SWITCH, LIMIT 15 AMP	89043	89043	89043	89043	89043	89043	89043	89043	89043	89043	89043




Power Head Components – Interior View



Item	Part Description	Part Number										
		8047D	8048D	8049D	8050D	8051D	8066	8068	8068FL	8073	8073BF	8075
1	BLACK KNOB #10-32	89012	89012	89012	89012	89012	89012	89012	89012	89012	89012	89012
2	BLACK GROMMET	101069	101069	101069	101069	101069	101069	101069	101069	101069	101069	101069
3	PILOT LIGHT	41033	41032	41032	41032	41033	41032	41032	41032	41032	41032	41032
4	THERMOSTAT/TEMP. CONTROL	89004	89004	89004	89004	89004	89004	89004	89004	89004	89004	89004
5	RELAY	55503	55503EX	89803	89803	55219	89803	55503EX	55503EX	89803	89803	89803
6	HIGH LIMIT CONTROL/CAP	89007	89007	89007	89007	89007	89007	89007	89007	89007	89007	89007
7	INSULATOR LIMIT SWITCH	89037	89037	89037	89037	89037	89037	89037	89037	89037	89037	89037
8	BRKT LIMIT SWITCH FRYERS	89038	89038	89038	89038	89038	89038	89038	89038	89038	89038	89038
9	SWITCH, LIMIT 15 AMP	89043	89043	89043	89043	89043	89043	89043	89043	89043	89043	89043




Power Head Components – Interior View



Item	Part Description	Part Number										
		8047D	8048D	8049D	8050D	8051D	8066	8068	8068FL	8073	8073BF	8075
1	BLACK KNOB #10-32	89012	89012	89012	89012	89012	89012	89012	89012	89012	89012	89012
2	BLACK GROMMET	101069	101069	101069	101069	101069	101069	101069	101069	101069	101069	101069
3	PILOT LIGHT	41033	41032	41032	41032	41033	41032	41032	41032	41032	41032	41032
4	THERMOSTAT/TEMP. CONTROL	89004	89004	89004	89004	89004	89004	89004	89004	89004	89004	89004
5	RELAY	55503	55503EX	89803	89803	55219	89803	55503EX	55503EX	89803	89803	89803
6	HIGH LIMIT CONTROL/CAP	89007	89007	89007	89007	89007	89007	89007	89007	89007	89007	89007
7	INSULATOR LIMIT SWITCH	89037	89037	89037	89037	89037	89037	89037	89037	89037	89037	89037
8	BRKT LIMIT SWITCH FRYERS	89038	89038	89038	89038	89038	89038	89038	89038	89038	89038	89038
9	SWITCH, LIMIT 15 AMP	89043	89043	89043	89043	89043	89043	89043	89043	89043	89043	89043




Power Head Components – Interior View



Item	Part Description	Part Number										
		8047D	8048D	8049D	8050D	8051D	8066	8068	8068FL	8073	8073BF	8075
1	BLACK KNOB #10-32	89012	89012	89012	89012	89012	89012	89012	89012	89012	89012	89012
2	BLACK GROMMET	101069	101069	101069	101069	101069	101069	101069	101069	101069	101069	101069
3	PILOT LIGHT	41033	41032	41032	41032	41033	41032	41032	41032	41032	41032	41032
4	THERMOSTAT/TEMP. CONTROL	89004	89004	89004	89004	89004	89004	89004	89004	89004	89004	89004
5	RELAY	55503	55503EX	89803	89803	55219	89803	55503EX	55503EX	89803	89803	89803
6	HIGH LIMIT CONTROL/CAP	89007	89007	89007	89007	89007	89007	89007	89007	89007	89007	89007
7	INSULATOR LIMIT SWITCH	89037	89037	89037	89037	89037	89037	89037	89037	89037	89037	89037
8	BRKT LIMIT SWITCH FRYERS	89038	89038	89038	89038	89038	89038	89038	89038	89038	89038	89038
9	SWITCH, LIMIT 15 AMP	89043	89043	89043	89043	89043	89043	89043	89043	89043	89043	89043




Power Head Components – Interior View



Item	Part Description	Part Number										
		8047D	8048D	8049D	8050D	8051D	8066	8068	8068FL	8073	8073BF	8075
1	BLACK KNOB #10-32	89012	89012	89012	89012	89012	89012	89012	89012	89012	89012	89012
2	BLACK GROMMET	101069	101069	101069	101069	101069	101069	101069	101069	101069	101069	101069
3	PILOT LIGHT	41033	41032	41032	41032	41033	41032	41032	41032	41032	41032	41032
4	THERMOSTAT/TEMP. CONTROL	89004	89004	89004	89004	89004	89004	89004	89004	89004	89004	89004
5	RELAY	55503	55503EX	89803	89803	55219	89803	55503EX	55503EX	89803	89803	89803
6	HIGH LIMIT CONTROL/CAP	89007	89007	89007	89007	89007	89007	89007	89007	89007	89007	89007
7	INSULATOR LIMIT SWITCH	89037	89037	89037	89037	89037	89037	89037	89037	89037	89037	89037
8	BRKT LIMIT SWITCH FRYERS	89038	89038	89038	89038	89038	89038	89038	89038	89038	89038	89038
9	SWITCH, LIMIT 15 AMP	89043	89043	89043	89043	89043	89043	89043	89043	89043	89043	89043




Power Head Components – Interior View



Item	Part Description	Part Number										
		8047D	8048D	8049D	8050D	8051D	8066	8068	8068FL	8073	8073BF	8075
1	BLACK KNOB #10-32	89012	89012	89012	89012	89012	89012	89012	89012	89012	89012	89012
2	BLACK GROMMET	101069	101069	101069	101069	101069	101069	101069	101069	101069	101069	101069
3	PILOT LIGHT	41033	41032	41032	41032	41033	41032	41032	41032	41032	41032	41032
4	THERMOSTAT/TEMP. CONTROL	89004	89004	89004	89004	89004	89004	89004	89004	89004	89004	89004
5	RELAY	55503	55503EX	89803	89803	55219	89803	55503EX	55503EX	89803	89803	89803
6	HIGH LIMIT CONTROL/CAP	89007	89007	89007	89007	89007	89007	89007	89007	89007	89007	89007
7	INSULATOR LIMIT SWITCH	89037	89037	89037	89037	89037	89037	89037	89037	89037	89037	89037
8	BRKT LIMIT SWITCH FRYERS	89038	89038	89038	89038	89038	89038	89038	89038	89038	89038	89038
9	SWITCH, LIMIT 15 AMP	89043	89043	89043	89043	89043	89043	89043	89043	89043	89043	89043




Power Head Components – Interior View



Item	Part Description	Part Number										
		8047D	8048D	8049D	8050D	8051D	8066	8068	8068FL	8073	8073BF	8075
1	BLACK KNOB #10-32	89012	89012	89012	89012	89012	89012	89012	89012	89012	89012	89012
2	BLACK GROMMET	101069	101069	101069	101069	101069	101069	101069	101069	101069	101069	101069
3	PILOT LIGHT	41033	41032	41032	41032	41033	41032	41032	41032	41032	41032	41032
4	THERMOSTAT/TEMP. CONTROL	89004	89004	89004	89004	89004	89004	89004	89004	89004	89004	89004
5	RELAY	55503	55503EX	89803	89803	55219	89803	55503EX	55503EX	89803	89803	89803
6	HIGH LIMIT CONTROL/CAP	89007	89007	89007	89007	89007	89007	89007	89007	89007	89007	89007
7	INSULATOR LIMIT SWITCH	89037	89037	89037	89037	89037	89037	89037	89037	89037	89037	89037
8	BRKT LIMIT SWITCH FRYERS	89038	89038	89038	89038	89038	89038	89038	89038	89038	89038	89038
9	SWITCH, LIMIT 15 AMP	89043	89043	89043	89043	89043	89043	89043	89043	89043	89043	89043




Power Head Components – Interior View



Item	Part Description	Part Number										
		8047D	8048D	8049D	8050D	8051D	8066	8068	8068FL	8073	8073BF	8075
1	BLACK KNOB #10-32	89012	89012	89012	89012	89012	89012	89012	89012	89012	89012	89012
2	BLACK GROMMET	101069	101069	101069	101069	101069	101069	101069	101069	101069	101069	101069
3	PILOT LIGHT	41033	41032	41032	41032	41033	41032	41032	41032	41032	41032	41032
4	THERMOSTAT/TEMP. CONTROL	89004	89004	89004	89004	89004	89004	89004	89004	89004	89004	89004
5	RELAY	55503	55503EX	89803	89803	55219	89803	55503EX	55503EX	89803	89803	89803
6	HIGH LIMIT CONTROL/CAP	89007	89007	89007	89007	89007	89007	89007	89007	89007	89007	89007
7	INSULATOR LIMIT SWITCH	89037	89037	89037	89037	89037	89037	89037	89037	89037	89037	89037
8	BRKT LIMIT SWITCH FRYERS	89038	89038	89038	89038	89038	89038	89038	89038	89038	89038	89038
9	SWITCH, LIMIT 15 AMP	89043	89043	89043	89043	89043	89043	89043	89043	89043	89043	89043




Power Head Components – Interior View



Item	Part Description	Part Number										
		8047D	8048D	8049D	8050D	8051D	8066	8068	8068FL	8073	8073BF	8075
1	BLACK KNOB #10-32	89012	89012	89012	89012	89012	89012	89012	89012	89012	89012	89012
2	BLACK GROMMET	101069	101069	101069	101069	101069	101069	101069	101069	101069	101069	101069
3	PILOT LIGHT	41033	41032	41032	41032	41033	41032	41032	41032	41032	41032	41032
4	THERMOSTAT/TEMP. CONTROL	89004	89004	89004	89004	89004	89004	89004	89004	89004	89004	89004
5	RELAY	55503	55503EX	89803	89803	55219	89803	55503EX	55503EX	89803	89803	89803
6	HIGH LIMIT CONTROL/CAP	89007	89007	89007	89007	89007	89007	89007	89007	89007	89007	89007
7	INSULATOR LIMIT SWITCH	89037	89037	89037	89037	89037	89037	89037	89037	89037	89037	89037
8	BRKT LIMIT SWITCH FRYERS	89038	89038	89038	89038	89038	89038	89038	89038	89038	89038	89038
9	SWITCH, LIMIT 15 AMP	89043	89043	89043	89043	89043	89043	89043	89043	89043	89043	89043




Power Head Components – Interior View



Item	Part Description	Part Number										
		8047D	8048D	8049D	8050D	8051D	8066	8068	8068FL	8073	8073BF	8075
1	BLACK KNOB #10-32	89012	89012	89012	89012	89012	89012	89012	89012	89012	89012	89012
2	BLACK GROMMET	101069	101069	101069	101069	101069	101069	101069	101069	101069	101069	101069
3	PILOT LIGHT	41033	41032	41032	41032	41033	41032	41032	41032	41032	41032	41032
4	THERMOSTAT/TEMP. CONTROL	89004	89004	89004	89004	89004	89004	89004	89004	89004	89004	89004
5	RELAY	55503	55503EX	89803	89803	55219	89803	55503EX	55503EX	89803	89803	89803
6	HIGH LIMIT CONTROL/CAP	89007	89007	89007	89007	89007	89007	89007	89007	89007	89007	89007
7	INSULATOR LIMIT SWITCH	89037	89037	89037	89037	89037	89037	89037	89037	89037	89037	89037
8	BRKT LIMIT SWITCH FRYERS	89038	89038	89038	89038	89038	89038	89038	89038	89038	89038	89038
9	SWITCH, LIMIT 15 AMP	89043	89043	89043	89043	89043	89043	89043	89043	89043	89043	89043




Power Head Components – Interior View



Item	Part Description	Part Number										
		8047D	8048D	8049D	8050D	8051D	8066	8068	8068FL	8073	8073BF	8075
1	BLACK KNOB #10-32	89012	89012	89012	89012	89012	89012	89012	89012	89012	89012	89012
2	BLACK GROMMET	101069	101069	101069	101069	101069	101069	101069	101069	101069	101069	101069
3	PILOT LIGHT	41033	41032	41032	41032	41033	41032	41032	41032	41032	41032	41032
4	THERMOSTAT/TEMP. CONTROL	89004	89004	89004	89004	89004	89004	89004	89004	89004	89004	89004
5	RELAY	55503	55503EX	89803	89803	55219	89803	55503EX	55503EX	89803	89803	89803
6	HIGH LIMIT CONTROL/CAP	89007	89007	89007	89007	89007	89007	89007	89007	89007	89007	89007
7	INSULATOR LIMIT SWITCH	89037	89037	89037	89037	89037	89037	89037	89037	89037	89037	89037
8	BRKT LIMIT SWITCH FRYERS	89038	89038	89038	89038	89038	89038	89038	89038	89038	89038	89038
9	SWITCH, LIMIT 15 AMP	89043	89043	89043	89043	89043	89043	89043	89043	89043	89043	89043




Power Head Components – Interior View



Item	Part Description	Part Number										
		8047D	8048D	8049D	8050D	8051D	8066	8068	8068FL	8073	8073BF	8075
1	BLACK KNOB #10-32	89012	89012	89012	89012	89012	89012	89012	89012	89012	89012	89012
2	BLACK GROMMET	101069	101069	101069	101069	101069	101069	101069	101069	101069	101069	101069
3	PILOT LIGHT	41033	41032	41032	41032	41033	41032	41032	41032	41032	41032	41032
4	THERMOSTAT/TEMP. CONTROL	89004	89004	89004	89004	89004	89004	89004	89004	89004	89004	89004
5	RELAY	55503	55503EX	89803	89803	55219	89803	55503EX	55503EX	89803	89803	89803
6	HIGH LIMIT CONTROL/CAP	89007	89007	89007	89007	89007	89007	89007	89007	89007	89007	89007
7	INSULATOR LIMIT SWITCH	89037	89037	89037	89037	89037	89037	89037	89037	89037	89037	89037
8	BRKT LIMIT SWITCH FRYERS	89038	89038	89038	89038	89038	89038	89038	89038	89038	89038	89038
9	SWITCH, LIMIT 15 AMP	89043	89043	89043	89043	89043	89043	89043	89043	89043	89043	89043




Power Head Components – Interior View



Item	Part Description	Part Number										
		8047D	8048D	8049D	8050D	8051D	8066	8068	8068FL	8073	8073BF	8075
1	BLACK KNOB #10-32	89012	89012	89012	89012	89012	89012	89012	89012	89012	89012	89012
2	BLACK GROMMET	101069	101069	101069	101069	101069	101069	101069	101069	101069	101069	101069
3	PILOT LIGHT	41033	41032	41032	41032	41033	41032	41032	41032	41032	41032	41032
4	THERMOSTAT/TEMP. CONTROL	89004	89004	89004	89004	89004	89004	89004	89004	89004	89004	89004
5	RELAY	55503	55503EX	89803	89803	55219	89803	55503EX	55503EX	89803	89803	89803
6	HIGH LIMIT CONTROL/CAP	89007	89007	89007	89007	89007	89007	89007	89007	89007	89007	89007
7	INSULATOR LIMIT SWITCH	89037	89037	89037	89037	89037	89037	89037	89037	89037	89037	89037
8	BRKT LIMIT SWITCH FRYERS	89038	89038	89038	89038	89038	89038	89038	89038	89038	89038	89038
9	SWITCH, LIMIT 15 AMP	89043	89043	89043	89043	89043	89043	89043	89043	89043	89043	89043




Power Head Components – Interior View



Item	Part Description	Part Number										
		8047D	8048D	8049D	8050D	8051D	8066	8068	8068FL	8073	8073BF	8075
1	BLACK KNOB #10-32	89012	89012	89012	89012	89012	89012	89012	89012	89012	89012	89012
2	BLACK GROMMET	101069	101069	101069	101069	101069	101069	101069	101069	101069	101069	101069
3	PILOT LIGHT	41033	41032	41032	41032	41033	41032	41032	41032	41032	41032	41032
4	THERMOSTAT/TEMP. CONTROL	89004	89004	89004	89004	89004	89004	89004	89004	89004	89004	89004
5	RELAY	55503	55503EX	89803	89803	55219	89803	55503EX	55503EX	89803	89803	89803
6	HIGH LIMIT CONTROL/CAP	89007	89007	89007	89007	89007	89007	89007	89007	89007	89007	89007
7	INSULATOR LIMIT SWITCH	89037	89037	89037	89037	89037	89037	89037	89037	89037	89037	89037
8	BRKT LIMIT SWITCH FRYERS	89038	89038	89038	89038	89038	89038	89038	89038	89038	89038	89038
9	SWITCH, LIMIT 15 AMP	89043	89043	89043	89043	89043	89043	89043	89043	89043	89043	89043




Power Head Components – Interior View



Item	Part Description	Part Number										
		8047D	8048D	8049D	8050D	8051D	8066	8068	8068FL	8073	8073BF	8075
1	BLACK KNOB #10-32	89012	89012	89012	89012	89012	89012	89012	89012	89012	89012	89012
2	BLACK GROMMET	101069	101069	101069	101069	101069	101069	101069	101069	101069	101069	101069
3	PILOT LIGHT	41033	41032	41032	41032	41033	41032	41032	41032	41032	41032	41032
4	THERMOSTAT/TEMP. CONTROL	89004	89004	89004	89004	89004	89004	89004	89004	89004	89004	89004
5	RELAY	55503	55503EX	89803	89803	55219	89803	55503EX	55503EX	89803	89803	89803
6	HIGH LIMIT CONTROL/CAP	89007	89007	89007	89007	89007	89007	89007	89007	89007	89007	89007
7	INSULATOR LIMIT SWITCH	89037	89037	89037	89037	89037	89037	89037	89037	89037	89037	89037
8	BRKT LIMIT SWITCH FRYERS	89038	89038	89038	89038	89038	89038	89038	89038	89038	89038	89038
9	SWITCH, LIMIT 15 AMP	89043	89043	89043	89043	89043	89043	89043	89043	89043	89043	89043




Power Head Components – Interior View



Item	Part Description	Part Number										
		8047D	8048D	8049D	8050D	8051D	8066	8068	8068FL	8073	8073BF	8075
1	BLACK KNOB #10-32	89012	89012	89012	89012	89012	89012	89012	89012	89012	89012	89012
2	BLACK GROMMET	101069	101069	101069	101069	101069	101069	101069	101069	101069	101069	101069
3	PILOT LIGHT	41033	41032	41032	41032	41033	41032	41032	41032	41032	41032	41032
4	THERMOSTAT/TEMP. CONTROL	89004	89004	89004	89004	89004	89004	89004	89004	89004	89004	89004
5	RELAY	55503	55503EX	89803	89803	55219	89803	55503EX	55503EX	89803	89803	89803
6	HIGH LIMIT CONTROL/CAP	89007	89007	89007	89007	89007	89007	89007	89007	89007	89007	89007
7	INSULATOR LIMIT SWITCH	89037	89037	89037	89037	89037	89037	89037	89037	89037	89037	89037
8	BRKT LIMIT SWITCH FRYERS	89038	89038	89038	89038	89038	89038	89038	89038	89038	89038	89038
9	SWITCH, LIMIT 15 AMP	89043	89043	89043	89043	89043	89043	89043	89043	89043	89043	89043




Power Head Components – Interior View



Item	Part Description	Part Number										
		8047D	8048D	8049D	8050D	8051D	8066	8068	8068FL	8073	8073BF	8075
1	BLACK KNOB #10-32	89012	89012	89012	89012	89012	89012	89012	89012	89012	89012	89012
2	BLACK GROMMET	101069	101069	101069	101069	101069	101069	101069	101069	101069	101069	101069
3	PILOT LIGHT	41033	41032	41032	41032	41033	41032	41032	41032	41032	41032	41032
4	THERMOSTAT/TEMP. CONTROL	89004	89004	89004	89004	89004	89004	89004	89004	89004	89004	89004
5	RELAY	55503	55503EX	89803	89803	55219	89803	55503EX	55503EX	89803	89803	89803
6	HIGH LIMIT CONTROL/CAP	89007	89007	89007	89007	89007	89007	89007	89007	89007	89007	89007
7	INSULATOR LIMIT SWITCH	89037	89037	89037	89037	89037	89037	89037	89037	89037	89037	89037
8	BRKT LIMIT SWITCH FRYERS	89038	89038	89038	89038	89038	89038	89038	89038	89038	89038	89038
9	SWITCH, LIMIT 15 AMP	89043	89043	89043	89043	89043	89043	89043	89043	89043	89043	89043




Power Head Components – Interior View



Item	Part Description	Part Number										
		8047D	8048D	8049D	8050D	8051D	8066	8068	8068FL	8073	8073BF	8075
1	BLACK KNOB #10-32	89012	89012	89012	89012	89012	89012	89012	89012	89012	89012	89012
2	BLACK GROMMET	101069	101069	101069	101069	101069	101069	101069	101069	101069	101069	101069
3	PILOT LIGHT	41033	41032	41032	41032	41033	41032	41032	41032	41032	41032	41032
4	THERMOSTAT/TEMP. CONTROL	89004	89004	89004	89004	89004	89004	89004	89004	89004	89004	89004
5	RELAY	55503	55503EX	89803	89803	55219	89803	55503EX	55503EX	89803	89803	89803
6	HIGH LIMIT CONTROL/CAP	89007	89007	89007	89007	89007	89007	89007	89007	89007	89007	89007
7	INSULATOR LIMIT SWITCH	89037	89037	89037	89037	89037	89037	89037	89037	89037	89037	89037
8	BRKT LIMIT SWITCH FRYERS	89038	89038	89038	89038	89038	89038	89038	89038	89038	89038	89038
9	SWITCH, LIMIT 15 AMP	89043	89043	89043	89043	89043	89043	89043	89043	89043	89043	89043




Power Head Components – Interior View



Item	Part Description	Part Number										
		8047D	8048D	8049D	8050D	8051D	8066	8068	8068FL	8073	8073BF	8075
1	BLACK KNOB #10-32	89012	89012	89012	89012	89012	89012	89012	89012	89012	89012	89012
2	BLACK GROMMET	101069	101069	101069	101069	101069	101069	101069	101069	101069	101069	101069
3	PILOT LIGHT	41033	41032	41032	41032	41033	41032	41032	41032	41032	41032	41032
4	THERMOSTAT/TEMP. CONTROL	89004	89004	89004	89004	89004	89004	89004	89004	89004	89004	89004
5	RELAY	55503	55503EX	89803	89803	55219	89803	55503EX	55503EX	89803	89803	89803
6	HIGH LIMIT CONTROL/CAP	89007	89007	89007	89007	89007	89007	89007	89007	89007	89007	89007
7	INSULATOR LIMIT SWITCH	89037	89037	89037	89037	89037	89037	89037	89037	89037	89037	89037
8	BRKT LIMIT SWITCH FRYERS	89038	89038	89038	89038	89038	89038	89038	89038	89038	89038	89038
9	SWITCH, LIMIT 15 AMP	89043	89043	89043	89043	89043	89043	89043	89043	89043	89043	89043




Power Head Components – Interior View



Item	Part Description	Part Number										
		8047D	8048D	8049D	8050D	8051D	8066	8068	8068FL	8073	8073BF	8075
1	BLACK KNOB #10-32	89012	89012	89012	89012	89012	89012	89012	89012	89012	89012	89012
2	BLACK GROMMET	101069	101069	101069	101069	101069	101069	101069	101069	101069	101069	101069
3	PILOT LIGHT	41033	41032	41032	41032	41033	41032	41032	41032	41032	41032	41032
4	THERMOSTAT/TEMP. CONTROL	89004	89004	89004	89004	89004	89004	89004	89004	89004	89004	89004
5	RELAY	55503	55503EX	89803	89803	55219	89803	55503EX	55503EX	89803	89803	89803
6	HIGH LIMIT CONTROL/CAP	89007	89007	89007	89007	89007	89007	89007	89007	89007	89007	89007
7	INSULATOR LIMIT SWITCH	89037	89037	89037	89037	89037	89037	89037	89037	89037	89037	89037
8	BRKT LIMIT SWITCH FRYERS	89038	89038	89038	89038	89038	89038	89038	89038	89038	89038	89038
9	SWITCH, LIMIT 15 AMP	89043	89043	89043	89043	89043	89043	89043	89043	89043	89043	89043




Power Head Components – Interior View



Item	Part Description	Part Number										
		8047D	8048D	8049D	8050D	8051D	8066	8068	8068FL	8073	8073BF	8075
1	BLACK KNOB #10-32	89012	89012	89012	89012	89012	89012	89012	89012	89012	89012	89012
2	BLACK GROMMET	101069	101069	101069	101069	101069	101069	101069	101069	101069	101069	101069
3	PILOT LIGHT	41033	41032	41032	41032	41033	41032	41032	41032	41032	41032	41032
4	THERMOSTAT/TEMP. CONTROL	89004	89004	89004	89004	89004	89004	89004	89004	89004	89004	89004
5	RELAY	55503	55503EX	89803	89803	55219	89803	55503EX	55503EX	89803	89803	89803
6	HIGH LIMIT CONTROL/CAP	89007	89007	89007	89007	89007	89007	89007	89007	89007	89007	89007
7	INSULATOR LIMIT SWITCH	89037	89037	89037	89037	89037	89037	89037	89037	89037	89037	89037
8	BRKT LIMIT SWITCH FRYERS	89038	89038	89038	89038	89038	89038	89038	89038	89038	89038	89038
9	SWITCH, LIMIT 15 AMP	89043	89043	89043	89043	89043	89043	89043	89043	89043	89043	89043




Power Head Components – Interior View



Item	Part Description	Part Number										
		8047D	8048D	8049D	8050D	8051D	8066	8068	8068FL	8073	8073BF	8075
1	BLACK KNOB #10-32	89012	89012	89012	89012	89012	89012	89012	89012	89012	89012	89012
2	BLACK GROMMET	101069	101069	101069	101069	101069	101069	101069	101069	101069	101069	101069
3	PILOT LIGHT	41033	41032	41032	41032	41033	41032	41032	41032	41032	41032	41032
4	THERMOSTAT/TEMP. CONTROL	89004	89004	89004	89004	89004	89004	89004	89004	89004	89004	89004
5	RELAY	55503	55503EX	89803	89803	55219	89803	55503EX	55503EX	89803	89803	89803
6	HIGH LIMIT CONTROL/CAP	89007	89007	89007	89007	89007	89007	89007	89007	89007	89007	89007
7	INSULATOR LIMIT SWITCH	89037	89037	89037	89037	89037	89037	89037	89037	89037	89037	89037
8	BRKT LIMIT SWITCH FRYERS	89038	89038	89038	89038	89038	89038	89038	89038	89038	89038	89038
9	SWITCH, LIMIT 15 AMP	89043	89043	89043	89043	89043	89043	89043	89043	89043	89043	89043




Power Head Components – Interior View



Item	Part Description	Part Number										
		8047D	8048D	8049D	8050D	8051D	8066	8068	8068FL	8073	8073BF	8075
1	BLACK KNOB #10-32	89012	89012	89012	89012	89012	89012	89012	89012	89012	89012	89012
2	BLACK GROMMET	101069	101069	101069	101069	101069	101069	101069	101069	101069	101069	101069
3	PILOT LIGHT	41033	41032	41032	41032	41033	41032	41032	41032	41032	41032	41032
4	THERMOSTAT/TEMP. CONTROL	89004	89004	89004	89004	89004	89004	89004	89004	89004	89004	89004
5	RELAY	55503	55503EX	89803	89803	55219	89803	55503EX	55503EX	89803	89803	89803
6	HIGH LIMIT CONTROL/CAP	89007	89007	89007	89007	89007	89007	89007	89007	89007	89007	89007
7	INSULATOR LIMIT SWITCH	89037	89037	89037	89037	89037	89037	89037	89037	89037	89037	89037
8	BRKT LIMIT SWITCH FRYERS	89038	89038	89038	89038	89038	89038	89038	89038	89038	89038	89038
9	SWITCH, LIMIT 15 AMP	89043	89043	89043	89043	89043	89043	89043	89043	89043	89043	89043




Power Head Components – Interior View



Item	Part Description	Part Number										
		8047D	8048D	8049D	8050D	8051D	8066	8068	8068FL	8073	8073BF	8075
1	BLACK KNOB #10-32	89012	89012	89012	89012	89012	89012	89012	89012	89012	89012	89012
2	BLACK GROMMET	101069	101069	101069	101069	101069	101069	101069	101069	101069	101069	101069
3	PILOT LIGHT	41033	41032	41032	41032	41033	41032	41032	41032	41032	41032	41032
4	THERMOSTAT/TEMP. CONTROL	89004	89004	89004	89004	89004	89004	89004	89004	89004	89004	89004
5	RELAY	55503	55503EX	89803	89803	55219	89803	55503EX	55503EX	89803	89803	89803
6	HIGH LIMIT CONTROL/CAP	89007	89007	89007	89007	89007	89007	89007	89007	89007	89007	89007
7	INSULATOR LIMIT SWITCH	89037	89037	89037	89037	89037	89037	89037	89037	89037	89037	89037
8	BRKT LIMIT SWITCH FRYERS	89038	89038	89038	89038	89038	89038	89038	89038	89038	89038	89038
9	SWITCH, LIMIT 15 AMP	89043	89043	89043	89043	89043	89043	89043	89043	89043	89043	89043




Power Head Components – Interior View



Item	Part Description	Part Number										
		8047D	8048D	8049D	8050D	8051D	8066	8068	8068FL	8073	8073BF	8075
1	BLACK KNOB #10-32	89012	89012	89012	89012	89012	89012	89012	89012	89012	89012	89012
2	BLACK GROMMET	101069	101069	101069	101069	101069	101069	101069	101069	101069	101069	101069
3	PILOT LIGHT	41033	41032	41032	41032	41033	41032	41032	41032	41032	41032	41032
4	THERMOSTAT/TEMP. CONTROL	89004	89004	89004	89004	89004	89004	89004	89004	89004	89004	89004
5	RELAY	55503	55503EX	89803	89803	55219	89803	55503EX	55503EX	89803	89803	89803
6	HIGH LIMIT CONTROL/CAP	89007	89007	89007	89007	89007	89007	89007	89007	89007	89007	89007
7	INSULATOR LIMIT SWITCH	89037	89037	89037	89037	89037	89037	89037	89037	89037	89037	89037
8	BRKT LIMIT SWITCH FRYERS	89038	89038	89038	89038	89038	89038	89038	89038	89038	89038	89038
9	SWITCH, LIMIT 15 AMP	89043	89043	89043	89043	89043	89043	89043	89043	89043	89043	89043




Power Head Components – Interior View



Item	Part Description	Part Number										
		8047D	8048D	8049D	8050D	8051D	8066	8068	8068FL	8073	8073BF	8075
1	BLACK KNOB #10-32	89012	89012	89012	89012	89012	89012	89012	89012	89012	89012	89012
2	BLACK GROMMET	101069	101069	101069	101069	101069	101069	101069	101069	101069	101069	101069
3	PILOT LIGHT	41033	41032	41032	41032	41033	41032	41032	41032	41032	41032	41032
4	THERMOSTAT/TEMP. CONTROL	89004	89004	89004	89004	89004	89004	89004	89004	89004	89004	89004
5	RELAY	55503	55503EX	89803	89803	55219	89803	55503EX	55503EX	89803	89803	89803
6	HIGH LIMIT CONTROL/CAP	89007	89007	89007	89007	89007	89007	89007	89007	89007	89007	89007
7	INSULATOR LIMIT SWITCH	89037	89037	89037	89037	89037	89037	89037	89037	89037	89037	89037
8	BRKT LIMIT SWITCH FRYERS	89038	89038	89038	89038	89038	89038	89038	89038	89038	89038	89038
9	SWITCH, LIMIT 15 AMP	89043	89043	89043	89043	89043	89043	89043	89043	89043	89043	89043




Power Head Components – Interior View



Item	Part Description	Part Number										
		8047D	8048D	8049D	8050D	8051D	8066	8068	8068FL	8073	8073BF	8075
1	BLACK KNOB #10-32	89012	89012	89012	89012	89012	89012	89012	89012	89012	89012	89012
2	BLACK GROMMET	101069	101069	101069	101069	101069	101069	101069	101069	101069	101069	101069
3	PILOT LIGHT	41033	41032	41032	41032	41033	41032	41032	41032	41032	41032	41032
4	THERMOSTAT/TEMP. CONTROL	89004	89004	89004	89004	89004	89004	89004	89004	89004	89004	89004
5	RELAY	55503	55503EX	89803	89803	55219	89803	55503EX	55503EX	89803	89803	89803
6	HIGH LIMIT CONTROL/CAP	89007	89007	89007	89007	89007	89007	89007	89007	89007	89007	89007
7	INSULATOR LIMIT SWITCH	89037	89037	89037	89037	89037	89037	89037	89037	89037	89037	89037
8	BRKT LIMIT SWITCH FRYERS	89038	89038	89038	89038	89038	89038	89038	89038	89038	89038	89038
9	SWITCH, LIMIT 15 AMP	89043	89043	89043	89043	89043	89043	89043	89043	89043	89043	89043




Power Head Components – Interior View



Item	Part Description	Part Number										
		8047D	8048D	8049D	8050D	8051D	8066	8068	8068FL	8073	8073BF	8075
1	BLACK KNOB #10-32	89012	89012	89012	89012	89012	89012	89012	89012	89012	89012	89012
2	BLACK GROMMET	101069	101069	101069	101069	101069	101069	101069	101069	101069	101069	101069
3	PILOT LIGHT	41033	41032	41032	41032	41033	41032	41032	41032	41032	41032	41032
4	THERMOSTAT/TEMP. CONTROL	89004	89004	89004	89004	89004	89004	89004	89004	89004	89004	89004
5	RELAY	55503	55503EX	89803	89803	55219	89803	55503EX	55503EX	89803	89803	89803
6	HIGH LIMIT CONTROL/CAP	89007	89007	89007	89007	89007	89007	89007	89007	89007	89007	89007
7	INSULATOR LIMIT SWITCH	89037	89037	89037	89037	89037	89037	89037	89037	89037	89037	89037
8	BRKT LIMIT SWITCH FRYERS	89038	89038	89038	89038	89038	89038	89038	89038	89038	89038	89038
9	SWITCH, LIMIT 15 AMP	89043	89043	89043	89043	89043	89043	89043	89043	89043	89043	89043




Power Head Components – Interior View



Item	Part Description	Part Number										
		8047D	8048D	8049D	8050D	8051D	8066	8068	8068FL	8073	8073BF	8075
1	BLACK KNOB #10-32	89012	89012	89012	89012	89012	89012	89012	89012	89012	89012	89012
2	BLACK GROMMET	101069	101069	101069	101069	101069	101069	101069	101069	101069	101069	101069
3	PILOT LIGHT	41033	41032	41032	41032	41033	41032	41032	41032	41032	41032	41032
4	THERMOSTAT/TEMP. CONTROL	89004	89004	89004	89004	89004	89004	89004	89004	89004	89004	89004
5	RELAY	55503	55503EX	89803	89803	55219	89803	55503EX	55503EX	89803	89803	89803
6	HIGH LIMIT CONTROL/CAP	89007	89007	89007	89007	89007	89007	89007	89007	89007	89007	89007
7	INSULATOR LIMIT SWITCH	89037	89037	89037	89037	89037	89037	89037	89037	89037	89037	89037
8	BRKT LIMIT SWITCH FRYERS	89038	89038	89038	89038	89038	89038	89038	89038	89038	89038	89038
9	SWITCH, LIMIT 15 AMP	89043	89043	89043	89043	89043	89043	89043	89043	89043	89043	89043




Power Head Components – Interior View



Item	Part Description	Part Number										
		8047D	8048D	8049D	8050D	8051D	8066	8068	8068FL	8073	8073BF	8075
1	BLACK KNOB #10-32	89012	89012	89012	89012	89012	89012	89012	89012	89012	89012	89012
2	BLACK GROMMET	101069	101069	101069	101069	101069	101069	101069	101069	101069	101069	101069
3	PILOT LIGHT	41033	41032	41032	41032	41033	41032	41032	41032	41032	41032	41032
4	THERMOSTAT/TEMP. CONTROL	89004	89004	89004	89004	89004	89004	89004	89004	89004	89004	89004
5	RELAY	55503	55503EX	89803	89803	55219	89803	55503EX	55503EX	89803	89803	89803
6	HIGH LIMIT CONTROL/CAP	89007	89007	89007	89007	89007	89007	89007	89007	89007	89007	89007
7	INSULATOR LIMIT SWITCH	89037	89037	89037	89037	89037	89037	89037	89037	89037	89037	89037
8	BRKT LIMIT SWITCH FRYERS	89038	89038	89038	89038	89038	89038	89038	89038	89038	89038	89038
9	SWITCH, LIMIT 15 AMP	89043	89043	89043	89043	89043	89043	89043	89043	89043	89043	89043



Power Head Components – Interior View



Item	Part Description	Part Number										
		8047D	8048D	8049D	8050D	8051D	8066	8068	8068FL	8073	8073BF	8075
1	BLACK KNOB #10-32	89012	89012	89012	89012	89012	89012	89012	89012	89012	89012	89012
2	BLACK GROMMET	101069	101069	101069	101069	101069	101069	101069	101069	101069	101069	101069
3	PILOT LIGHT	41033	41032	41032	41032	41033	41032	41032	41032	41032	41032	41032
4	THERMOSTAT/TEMP. CONTROL	89004	89004	89004	89004	89004	89004	89004	89004	89004	89004	89004
5	RELAY	55503	55503EX	89803	89803	55219	89803	55503EX	55503EX	89803	89803	89803
6	HIGH LIMIT CONTROL/CAP	89007	89007	89007	89007	89007	89007	89007	89007	89007	89007	89007
7	INSULATOR LIMIT SWITCH	89037	89037	89037	89037	89037	89037	89037	89037	89037	89037	89037
8	BRKT LIMIT SWITCH FRYERS	89038	89038	89038	89038	89038	89038	89038	89038	89038	89038	89038
9	SWITCH, LIMIT 15 AMP	89043	89043	89043	89043	89043	89043	89043	89043	89043	89043	89043



Safety Labels

1 FOR PARTS OR SERVICE CALL GOLD MEDAL PRODUCTS CO. SERVICE DEPARTMENT 1-800-543-0862 87935

2 WARNING! CONTACT WITH THIS SURFACE WHILE THE APPLIANCE IS OPERATING MAY CAUSE BURNS. Avertissement! Contact avec cette surface pendant le fonctionnement de l'appareil pourrait causer des brûlures. 87087

3 WARNING Do not operate until you have read and understand SAFE OPERATING INSTRUCTIONS furnished with this machine. For additional copies of instructions, write: MANUFACTURER. Avertissement Ne pas mettre en marche avant d'avoir lu et compris les INSTRUCTIONS POUR OPERATION SANS DANGER qui accompagnent cet appareil. Pour copies supplémentaires des instructions, écrivez à : FABRICANT 47010

4 WARNING DISCONNECT POWER BEFORE REMOVING ANY COVER. Avertissement COUPER LE COURANT AVANT D'ENLEVER TOUT COUVERCLE 74119

5 WARNING: 1) DISCONNECT POWER SUPPLY BEFORE SERVICING 2) DO NOT IMMERSE CONTROL BOX IN WATER. Avertissement: 1) DÉBRANCHER LE COURANT AVEL DE PROCÉDER À L'ENTRETIEN 2) NE PAS IMMERGER LE BLOC DE COMMANDE DANS L'EAU 89036

6 CAUTION Disconnect power supply before servicing, cleaning or replacing lamps. CAUTION Disconnect power supply before opening this compartment. PRECAUCION desconectar la fuente de energia antes de reparar, limpiar o cambiar los focos. PRECAUCION desconectar la fuente de energia antes de abrir este compartimento. ACHTUNG! Vor Wartung, Reinigung oder Auswechsein von Lampen Strom abstellen! ACHTUNG! Vor Öffnen dieses Faches Strom abstellen! ATTENTION débranchez le fil électrique avant d'entretenir, de nettoyer ou de remplacer les ampoules. ATTENTION débranchez le fil électrique avant d'ouvrir ce compartiment. 87149

7 DANGER ONLY USE PROPERLY GROUNDED RECEPTACLE SEVERE ELECTRIC SHOCK OR DEATH MAY RESULT. UNICAMENTE UTILICE TOMACORRIENTES DEBIDAMENTE CONECTADOS PUESE RESULTAR EN SEVERA DESGARGA ELECTRICA O MUERTE. DO NOT REMOVE TAG NO LE quite LA ETIQUETA. 68720

8 DANGER DO NOT CARRY BY THE CORD OR PLUG. NE PAS DEPLACER L'APPAREIL EN TIRANT SUR LE CORDON OU LA FICHE. KEEP ENTIRE AREA DRY. PLACER DANS UN ENDROIT ENTIEREMENT SEC. SEVERE ELECTRIC SHOCK OR DEATH MAY RESULT. DANGER DE DECHARGE ELECTRIQUE GRAVE. POUVANT CAUSER LA MORTI. DO NOT TOUCH HOT SURFACE. NE PAS TOUCHER LA SURFACE CHAUDE. DO NOT REMOVE TAG. NE PAS RETIRER L'ETIQUETTE. 82840

9 DANGER Never add water to hot oil, steam explosion may ensue spattering hot oil resulting in serious burns. Ensure tank is completely dry before adding oil. Hot oil is flammable - keep open flames away from hot oil, keep a fire extinguisher near. Use only fire extinguishers approved for grease, oil, & electric fires. DO NOT USE WATER ON A GREASE FIRE! BURN HAZARD! DO NOT TOUCH! Hot surfaces & hot oil present. Allow unit to cool before cleaning, servicing, or draining oil. Fryer to be operated on a level, stable surface. Maintain oil level between fill lines on inside of tank. Failure to do so could result in a dangerous situation. 101096

Power Head Labels

Power Cord Label

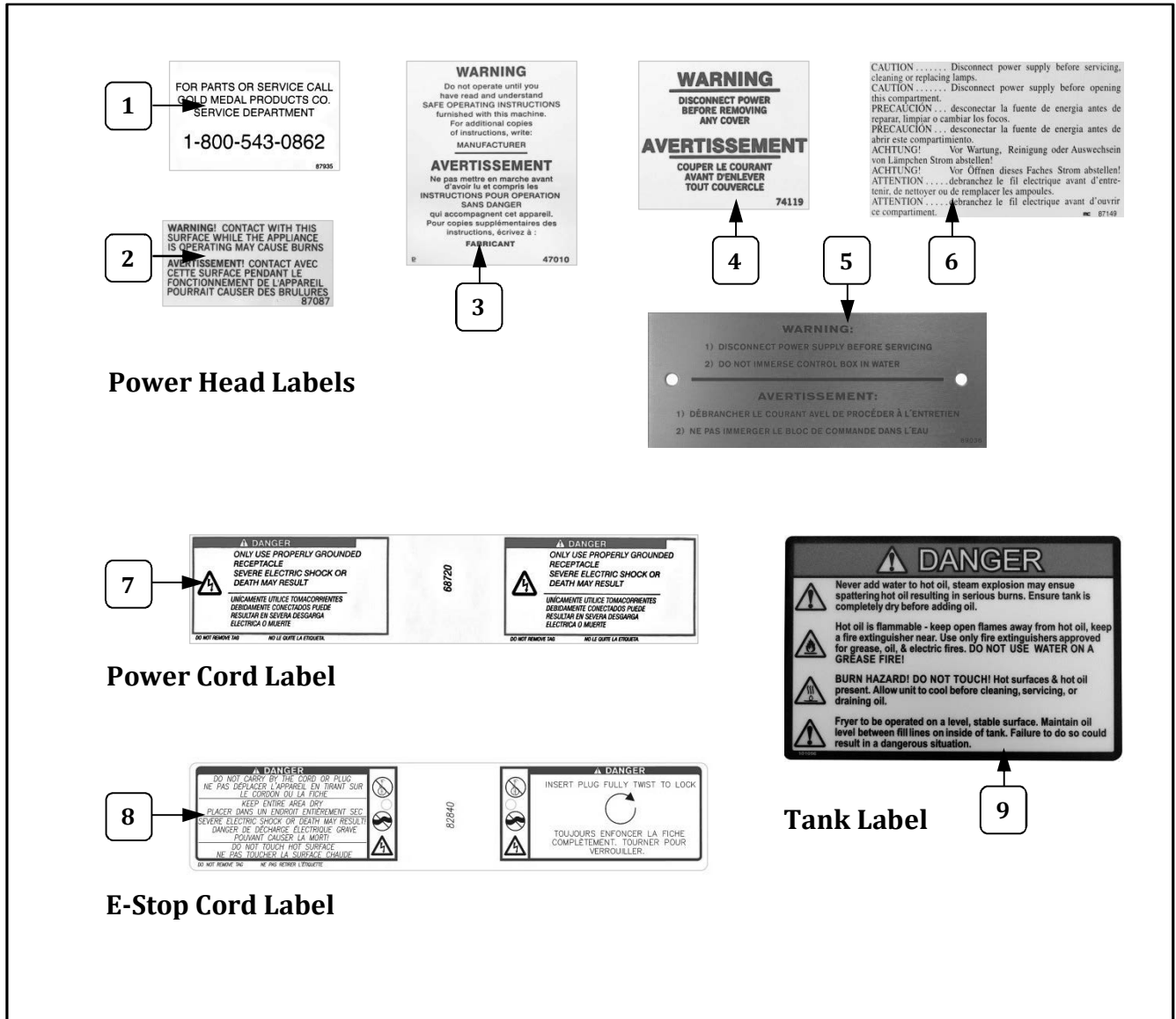
E-Stop Cord Label

Tank Label

Item	Part Description	Part No.
1	SERVICE LABEL	87935
2	WARNING, SURFACE CONTACT	87087
3	LABEL SAFE OPERATING INST	47010
4	LBL WARN DISCONNECT POWER	74119
5	WARNING, DO NOT IMMERSE	89036
6	LBL CAUTION DISCONNECT PR	87149
7	WARNING LABEL CORD	68720
8	CONDUIT WARNING LABEL	82840
9	FRYER TANK SAFETY LABEL	101096



Safety Labels



Power Head Labels

Power Cord Label

E-Stop Cord Label

Tank Label

Item	Part Description	Part No.
1	SERVICE LABEL	87935
2	WARNING, SURFACE CONTACT	87087
3	LABEL SAFE OPERATING INST	47010
4	LBL WARN DISCONNECT POWER	74119
5	WARNING, DO NOT IMMERSE	89036
6	LBL CAUTION DISCONNECT PR	87149
7	WARNING LABEL CORD	68720
8	CONDUIT WARNING LABEL	82840
9	FRYER TANK SAFETY LABEL	101096



Safety Labels

1 FOR PARTS OR SERVICE CALL GOLD MEDAL PRODUCTS CO. SERVICE DEPARTMENT
1-800-543-0862
87935

2 WARNING! CONTACT WITH THIS SURFACE WHILE THE APPLIANCE IS OPERATING MAY CAUSE BURNS
AVERTISSEMENT! CONTACT AVEC CETTE SURFACE PENDANT LE FONCTIONNEMENT DE L'APPAREIL POURRAIT CAUSER DES BRULURES
87087

3 WARNING
Do not operate until you have read and understand SAFE OPERATING INSTRUCTIONS furnished with this machine.
For additional copies of instructions, write:
MANUFACTURER
AVERTISSEMENT
Ne pas mettre en marche avant d'avoir lu et compris les INSTRUCTIONS POUR OPERATION SANS DANGER qui accompagnent cet appareil.
Pour copies supplémentaires des instructions, écrivez à :
FABRICANT
47010

4 WARNING
DISCONNECT POWER BEFORE REMOVING ANY COVER
AVERTISSEMENT
COUPER LE COURANT AVANT D'ENLEVER TOUT COUVERCLE
74119

5 WARNING:
1) DISCONNECT POWER SUPPLY BEFORE SERVICING
2) DO NOT IMMERSE CONTROL BOX IN WATER
AVERTISSEMENT:
1) DÉBRANCHER LE COURANT AVEL DE PROCÉDER À L'ENTRETIEN
2) NE PAS IMMERGER LE BLOC DE COMMANDE DANS L'EAU
89036

6 CAUTION Disconnect power supply before servicing, cleaning or replacing lamps.
CAUTION Disconnect power supply before opening this compartment.
PRECAUCION desconectar la fuente de energia antes de reparar, limpiar o cambiar los focos.
PRECAUCION desconectar la fuente de energia antes de abrir este compartimento.
ACHTUNG! Vor Wartung, Reinigung oder Auswechsein von Lampen Strom abstellen!
ACHTUNG! Vor Öffnen dieses Faches Strom abstellen!
ATTENTION débranchez le fil électrique avant d'entretenir, de nettoyer ou de remplacer les ampoules.
ATTENTION débranchez le fil électrique avant d'ouvrir ce compartiment.
87149

7 DANGER
ONLY USE PROPERLY GROUNDED RECEPTACLE
SEVERE ELECTRIC SHOCK OR DEATH MAY RESULT
UNICAMENTE UTILICE TOMACORRIENTES DEBIDAMENTE CONECTADOS PUESSE RESULTAR EN SEVERA DESGARGA ELECTRICA O MUERTE
68720

8 DANGER
DO NOT CARRY BY THE CORD OR PLUG
NE PAS DÉPLACER L'APPAREIL EN TIRANT SUR LE CORDON OU LA FICHE
KEEP ENTIRE AREA DRY
PLACER DANS UN ENDROIT ENTIEREMENT SEC
SEVERE ELECTRIC SHOCK OR DEATH MAY RESULT
DANGER DE DÉCHARGE ÉLECTRIQUE GRAVE
POURRAIT CAUSER LA MORTI
DO NOT TOUCH HOT SURFACE
NE PAS TOUCHER LA SURFACE CHAUDE
82840

9 DANGER
Never add water to hot oil, steam explosion may ensue spattering hot oil resulting in serious burns. Ensure tank is completely dry before adding oil.
Hot oil is flammable - keep open flames away from hot oil, keep a fire extinguisher near. Use only fire extinguishers approved for grease, oil, & electric fires. DO NOT USE WATER ON A GREASE FIRE!
BURN HAZARD! DO NOT TOUCH! Hot surfaces & hot oil present. Allow unit to cool before cleaning, servicing, or draining oil.
Fryer to be operated on a level, stable surface. Maintain oil level between fill lines on inside of tank. Failure to do so could result in a dangerous situation.
101096

Power Head Labels

Power Cord Label

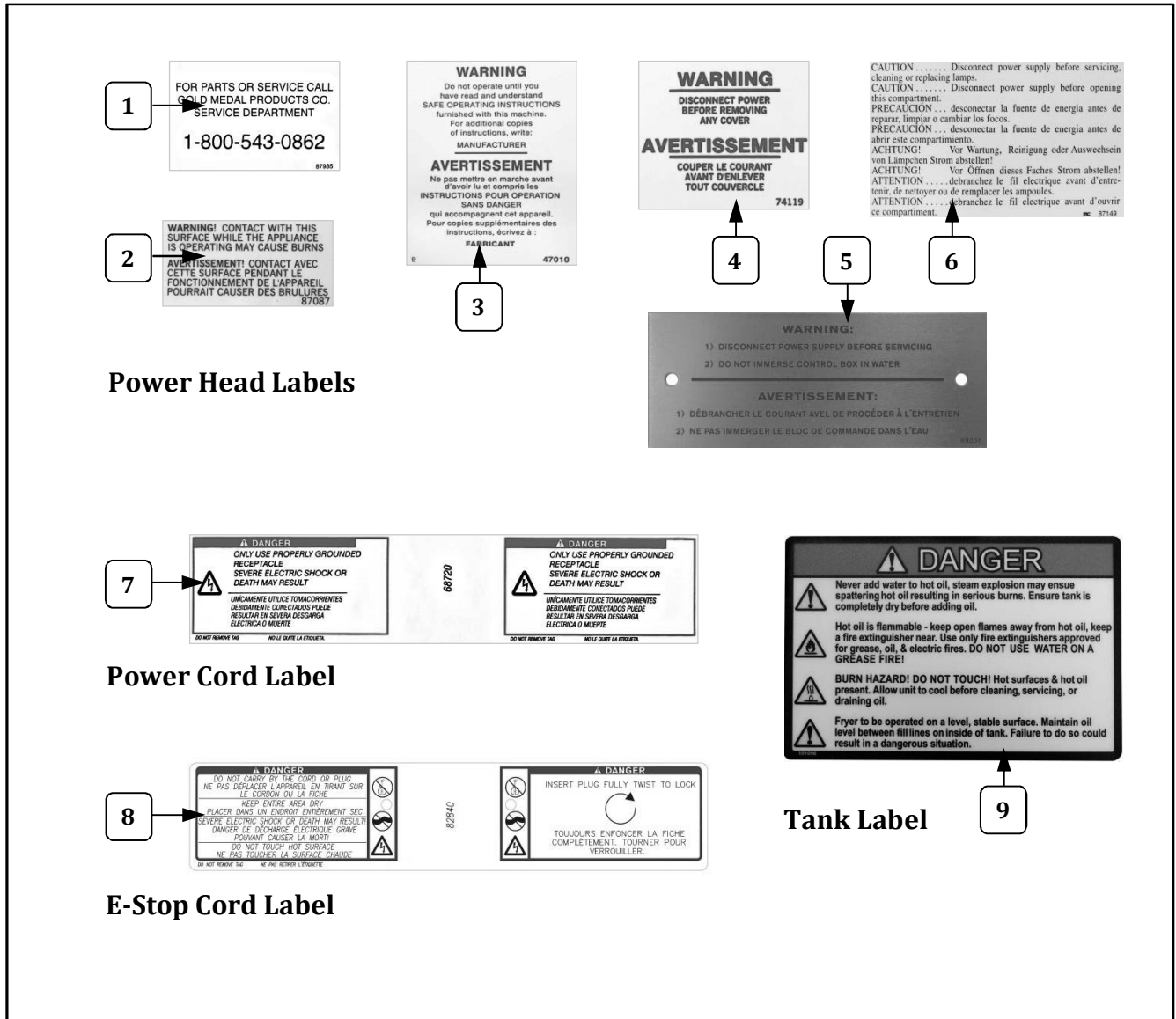
E-Stop Cord Label

Tank Label

Item	Part Description	Part No.
1	SERVICE LABEL	87935
2	WARNING, SURFACE CONTACT	87087
3	LABEL SAFE OPERATING INST	47010
4	LBL WARN DISCONNECT POWER	74119
5	WARNING, DO NOT IMMERSE	89036
6	LBL CAUTION DISCONNECT PR	87149
7	WARNING LABEL CORD	68720
8	CONDUIT WARNING LABEL	82840
9	FRYER TANK SAFETY LABEL	101096



Safety Labels



Item	Part Description	Part No.
1	SERVICE LABEL	87935
2	WARNING, SURFACE CONTACT	87087
3	LABEL SAFE OPERATING INST	47010
4	LBL WARN DISCONNECT POWER	74119
5	WARNING, DO NOT IMMERSE	89036
6	LBL CAUTION DISCONNECT PR	87149
7	WARNING LABEL CORD	68720
8	CONDUIT WARNING LABEL	82840
9	FRYER TANK SAFETY LABEL	101096



Safety Labels

1 FOR PARTS OR SERVICE CALL GOLD MEDAL PRODUCTS CO. SERVICE DEPARTMENT
1-800-543-0862
87935

2 WARNING! CONTACT WITH THIS SURFACE WHILE THE APPLIANCE IS OPERATING MAY CAUSE BURNS
AVERTISSEMENT! CONTACT AVEC CETTE SURFACE PENDANT LE FONCTIONNEMENT DE L'APPAREIL POURRAIT CAUSER DES BRULURES
87087

3 **WARNING**
Do not operate until you have read and understand SAFE OPERATING INSTRUCTIONS furnished with this machine.
For additional copies of instructions, write:
MANUFACTURER
AVERTISSEMENT
Ne pas mettre en marche avant d'avoir lu et compris les INSTRUCTIONS POUR OPERATION SANS DANGER qui accompagnent cet appareil.
Pour copies supplémentaires des instructions, écrivez à :
FABRICANT
47010

4 **WARNING**
DISCONNECT POWER BEFORE REMOVING ANY COVER
AVERTISSEMENT
COUPER LE COURANT AVANT D'ENLEVER TOUT COUVERCLE
74119

5 **WARNING:**
1) DISCONNECT POWER SUPPLY BEFORE SERVICING
2) DO NOT IMMERSE CONTROL BOX IN WATER
AVERTISSEMENT:
1) DÉBRANCHER LE COURANT AVEL DE PROCÉDER À L'ENTRETIEN
2) NE PAS IMMERGER LE BLOC DE COMMANDE DANS L'EAU
89036

6 CAUTION Disconnect power supply before servicing, cleaning or replacing lamps.
CAUTION Disconnect power supply before opening this compartment.
PRECAUCION desconectar la fuente de energia antes de reparar, limpiar o cambiar los focos.
PRECAUCION desconectar la fuente de energia antes de abrir este compartimento.
ACHTUNG! Vor Wartung, Reinigung oder Auswechsein von Lampen Strom abstellen!
ACHTUNG! Vor Öffnen dieses Faches Strom abstellen!
ATTENTION débranchez le fil électrique avant d'entretenir, de nettoyer ou de remplacer les ampoules.
ATTENTION débranchez le fil électrique avant d'ouvrir ce compartiment.
87149

7 **DANGER**
ONLY USE PROPERLY GROUNDED RECEPTACLE
SEVERE ELECTRIC SHOCK OR DEATH MAY RESULT
UNICAMENTE UTILICE TOMACORRIENTES DEBIDAMENTE CONECTADOS PUESE RESULTAR EN SEVERA DESGARGA ELECTRICA O MUERTE
68720

8 **DANGER**
DO NOT CARRY BY THE CORD OR PLUG
NE PAS DÉPLACER L'APPAREIL EN TIRANT SUR LE CORDON OU LA FICHE
KEEP ENTIRE AREA DRY
PLACER DANS UN ENDROIT ENTIEREMENT SEC
SEVERE ELECTRIC SHOCK OR DEATH MAY RESULT
DANGER DE DÉCHARGE ÉLECTRIQUE GRAVE
POURRAIT CAUSER LA MORTI
DO NOT TOUCH HOT SURFACE
NE PAS TOUCHER LA SURFACE CHAUDE
82840

9 **DANGER**
Never add water to hot oil, steam explosion may ensue spattering hot oil resulting in serious burns. Ensure tank is completely dry before adding oil.
Hot oil is flammable - keep open flames away from hot oil, keep a fire extinguisher near. Use only fire extinguishers approved for grease, oil, & electric fires. DO NOT USE WATER ON A GREASE FIRE!
BURN HAZARD! DO NOT TOUCH! Hot surfaces & hot oil present. Allow unit to cool before cleaning, servicing, or draining oil.
Fryer to be operated on a level, stable surface. Maintain oil level between fill lines on inside of tank. Failure to do so could result in a dangerous situation.
101096

Power Head Labels

Power Cord Label

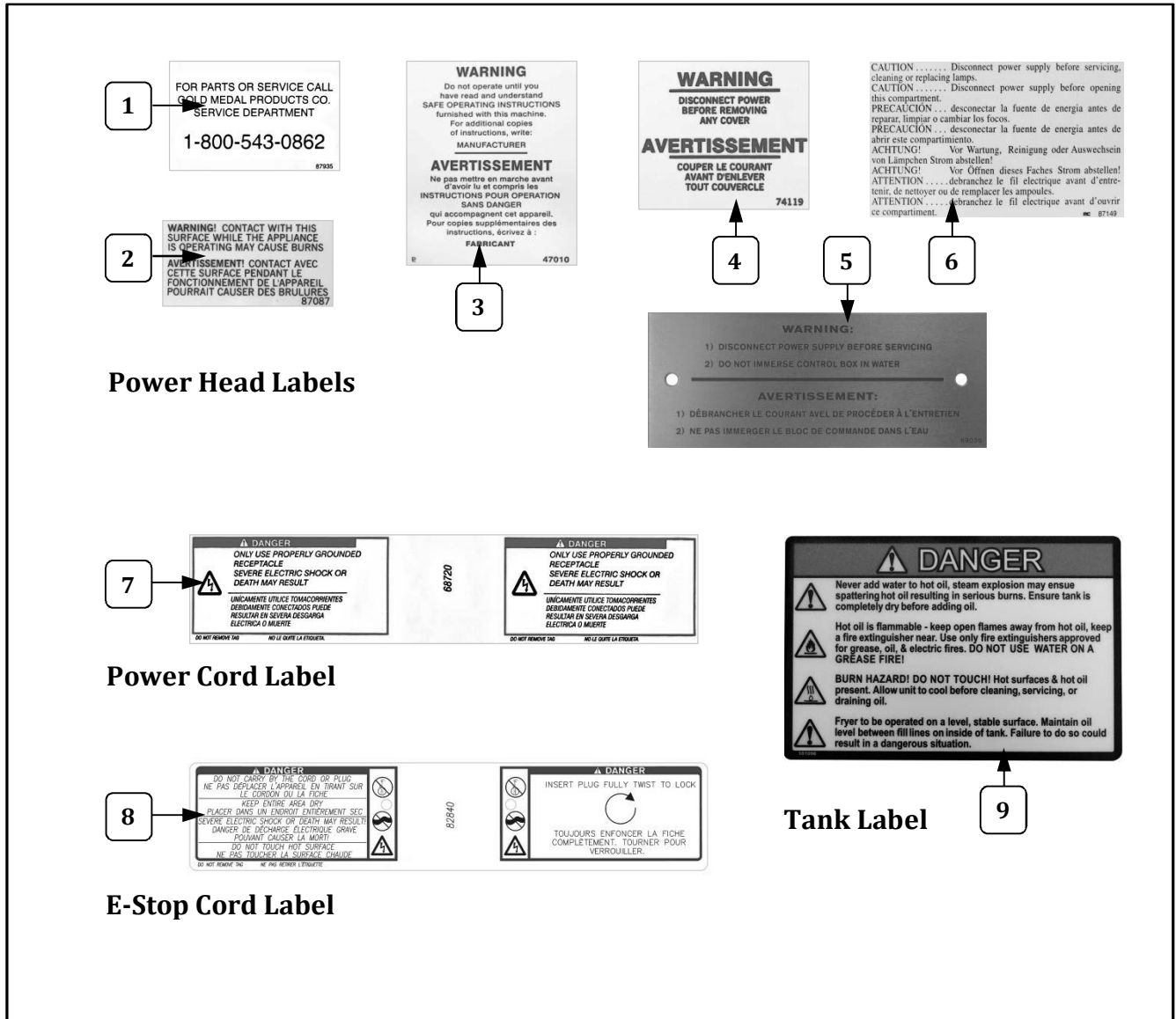
E-Stop Cord Label

Tank Label

Item	Part Description	Part No.
1	SERVICE LABEL	87935
2	WARNING, SURFACE CONTACT	87087
3	LABEL SAFE OPERATING INST	47010
4	LBL WARN DISCONNECT POWER	74119
5	WARNING, DO NOT IMMERSE	89036
6	LBL CAUTION DISCONNECT PR	87149
7	WARNING LABEL CORD	68720
8	CONDUIT WARNING LABEL	82840
9	FRYER TANK SAFETY LABEL	101096



Safety Labels



Power Head Labels

Power Cord Label

E-Stop Cord Label

Tank Label

Item	Part Description	Part No.
1	SERVICE LABEL	87935
2	WARNING, SURFACE CONTACT	87087
3	LABEL SAFE OPERATING INST	47010
4	LBL WARN DISCONNECT POWER	74119
5	WARNING, DO NOT IMMERSE	89036
6	LBL CAUTION DISCONNECT PR	87149
7	WARNING LABEL CORD	68720
8	CONDUIT WARNING LABEL	82840
9	FRYER TANK SAFETY LABEL	101096



Safety Labels

1 FOR PARTS OR SERVICE CALL GOLD MEDAL PRODUCTS CO. SERVICE DEPARTMENT
1-800-543-0862
87935

2 WARNING! CONTACT WITH THIS SURFACE WHILE THE APPLIANCE IS OPERATING MAY CAUSE BURNS
AVERTISSEMENT! CONTACT AVEC CETTE SURFACE PENDANT LE FONCTIONNEMENT DE L'APPAREIL POURRAIT CAUSER DES BRULURES
87087

3 WARNING
Do not operate until you have read and understand SAFE OPERATING INSTRUCTIONS furnished with this machine.
For additional copies of instructions, write:
MANUFACTURER
AVERTISSEMENT
Ne pas mettre en marche avant d'avoir lu et compris les INSTRUCTIONS POUR OPERATION SANS DANGER qui accompagnent cet appareil.
Pour copies supplémentaires des instructions, écrivez à :
FABRICANT
47010

4 WARNING
DISCONNECT POWER BEFORE REMOVING ANY COVER
AVERTISSEMENT
COUPER LE COURANT AVANT D'ENLEVER TOUT COUVERCLE
74119

5 WARNING:
1) DISCONNECT POWER SUPPLY BEFORE SERVICING
2) DO NOT IMMERSE CONTROL BOX IN WATER
AVERTISSEMENT:
1) DÉBRANCHER LE COURANT AVEL DE PROCÉDER À L'ENTRETIEN
2) NE PAS IMMERGER LE BLOC DE COMMANDE DANS L'EAU
89036

6 CAUTION Disconnect power supply before servicing, cleaning or replacing lamps.
CAUTION Disconnect power supply before opening this compartment.
PRECAUCION desconectar la fuente de energia antes de reparar, limpiar o cambiar los focos.
PRECAUCION desconectar la fuente de energia antes de abrir este compartimento.
ACHTUNG! Vor Wartung, Reinigung oder Auswechsein von Lampen Strom abstellen!
ACHTUNG! Vor Öffnen dieses Faches Strom abstellen!
ATTENTION débranchez le fil électrique avant d'entretenir, de nettoyer ou de remplacer les ampoules.
ATTENTION débranchez le fil électrique avant d'ouvrir ce compartiment.
87149

7 DANGER
ONLY USE PROPERLY GROUNDED RECEPTACLE
SEVERE ELECTRIC SHOCK OR DEATH MAY RESULT
UNICAMENTE UTILICE TOMACORRIENTES DEBIDAMENTE CONECTADOS PUEDE RESULTAR EN SEVERA DESGARGA ELECTRICA O MUERTE
68720

8 DANGER
DO NOT CARRY BY THE CORD OR PLUG
NE PAS DÉPLACER L'APPAREIL EN TIRANT SUR LE CORDON OU LA FICHE
KEEP ENTIRE AREA DRY
PLACER DANS UN ENDROIT ENTIEREMENT SEC
SEVERE ELECTRIC SHOCK OR DEATH MAY RESULT
DANGER DE DÉCHARGE ÉLECTRIQUE GRAVE
POURRAIT CAUSER LA MORTI
DO NOT TOUCH HOT SURFACE
NE PAS TOUCHER LA SURFACE CHAUDE
82840

9 DANGER
Never add water to hot oil, steam explosion may ensue spattering hot oil resulting in serious burns. Ensure tank is completely dry before adding oil.
Hot oil is flammable - keep open flames away from hot oil, keep a fire extinguisher near. Use only fire extinguishers approved for grease, oil, & electric fires. DO NOT USE WATER ON A GREASE FIRE!
BURN HAZARD! DO NOT TOUCH! Hot surfaces & hot oil present. Allow unit to cool before cleaning, servicing, or draining oil.
Fryer to be operated on a level, stable surface. Maintain oil level between fill lines on inside of tank. Failure to do so could result in a dangerous situation.
101096

Power Head Labels

Power Cord Label

E-Stop Cord Label

Tank Label

Item	Part Description	Part No.
1	SERVICE LABEL	87935
2	WARNING, SURFACE CONTACT	87087
3	LABEL SAFE OPERATING INST	47010
4	LBL WARN DISCONNECT POWER	74119
5	WARNING, DO NOT IMMERSE	89036
6	LBL CAUTION DISCONNECT PR	87149
7	WARNING LABEL CORD	68720
8	CONDUIT WARNING LABEL	82840
9	FRYER TANK SAFETY LABEL	101096



Safety Labels

1 FOR PARTS OR SERVICE CALL GOLD MEDAL PRODUCTS CO. SERVICE DEPARTMENT
1-800-543-0862
87935

2 WARNING! CONTACT WITH THIS SURFACE WHILE THE APPLIANCE IS OPERATING MAY CAUSE BURNS
AVERTISSEMENT! CONTACT AVEC CETTE SURFACE PENDANT LE FONCTIONNEMENT DE L'APPAREIL POURRAIT CAUSER DES BRULURES
87087

3 WARNING
Do not operate until you have read and understand SAFE OPERATING INSTRUCTIONS furnished with this machine.
For additional copies of instructions, write:
MANUFACTURER
AVERTISSEMENT
Ne pas mettre en marche avant d'avoir lu et compris les INSTRUCTIONS POUR OPERATION SANS DANGER qui accompagnent cet appareil.
Pour copies supplémentaires des instructions, écrivez à :
FABRICANT
47010

4 WARNING
DISCONNECT POWER BEFORE REMOVING ANY COVER
AVERTISSEMENT
COUPER LE COURANT AVANT D'ENLEVER TOUT COUVERCLE
74119

5 WARNING:
1) DISCONNECT POWER SUPPLY BEFORE SERVICING
2) DO NOT IMMERSE CONTROL BOX IN WATER
AVERTISSEMENT:
1) DÉBRANCHER LE COURANT AVEL DE PROCÉDER À L'ENTRETIEN
2) NE PAS IMMERGER LE BLOC DE COMMANDE DANS L'EAU
89036

6 CAUTION Disconnect power supply before servicing, cleaning or replacing lamps.
CAUTION Disconnect power supply before opening this compartment.
PRECAUCION desconectar la fuente de energia antes de reparar, limpiar o cambiar los focos.
PRECAUCION desconectar la fuente de energia antes de abrir este compartimento.
ACHTUNG! Vor Wartung, Reinigung oder Auswechsein von Lampen Strom abstellen!
ACHTUNG! Vor Öffnen dieses Faches Strom abstellen!
ATTENTION débranchez le fil électrique avant d'entretenir, de nettoyer ou de remplacer les ampoules.
ATTENTION débranchez le fil électrique avant d'ouvrir ce compartiment.
87149

7 DANGER
ONLY USE PROPERLY GROUNDED RECEPTACLE
SEVERE ELECTRIC SHOCK OR DEATH MAY RESULT
UNICAMENTE UTILICE TOMACORRIENTES DEBIDAMENTE CONECTADOS PUESE RESULTAR EN SEVERA DESGARGA ELECTRICA O MUERTE
68720

8 DANGER
DO NOT CARRY BY THE CORD OR PLUG
NE PAS DÉPLACER L'APPAREIL EN TIRANT SUR LE CORDON OU LA FICHE
KEEP ENTIRE AREA DRY
PLACER DANS UN ENDROIT ENTIEREMENT SEC
SEVERE ELECTRIC SHOCK OR DEATH MAY RESULT
DANGER DE DÉCHARGE ÉLECTRIQUE GRAVE
POURRAIT CAUSER LA MORTI
DO NOT TOUCH HOT SURFACE
NE PAS TOUCHER LA SURFACE CHAUDE
82840

9 DANGER
Never add water to hot oil, steam explosion may ensue spattering hot oil resulting in serious burns. Ensure tank is completely dry before adding oil.
Hot oil is flammable - keep open flames away from hot oil, keep a fire extinguisher near. Use only fire extinguishers approved for grease, oil, & electric fires. DO NOT USE WATER ON A GREASE FIRE!
BURN HAZARD! DO NOT TOUCH! Hot surfaces & hot oil present. Allow unit to cool before cleaning, servicing, or draining oil.
Fryer to be operated on a level, stable surface. Maintain oil level between fill lines on inside of tank. Failure to do so could result in a dangerous situation.
101096

Power Head Labels

Power Cord Label

E-Stop Cord Label

Tank Label

Item	Part Description	Part No.
1	SERVICE LABEL	87935
2	WARNING, SURFACE CONTACT	87087
3	LABEL SAFE OPERATING INST	47010
4	LBL WARN DISCONNECT POWER	74119
5	WARNING, DO NOT IMMERSE	89036
6	LBL CAUTION DISCONNECT PR	87149
7	WARNING LABEL CORD	68720
8	CONDUIT WARNING LABEL	82840
9	FRYER TANK SAFETY LABEL	101096



Safety Labels

Power Head Labels

Power Cord Label

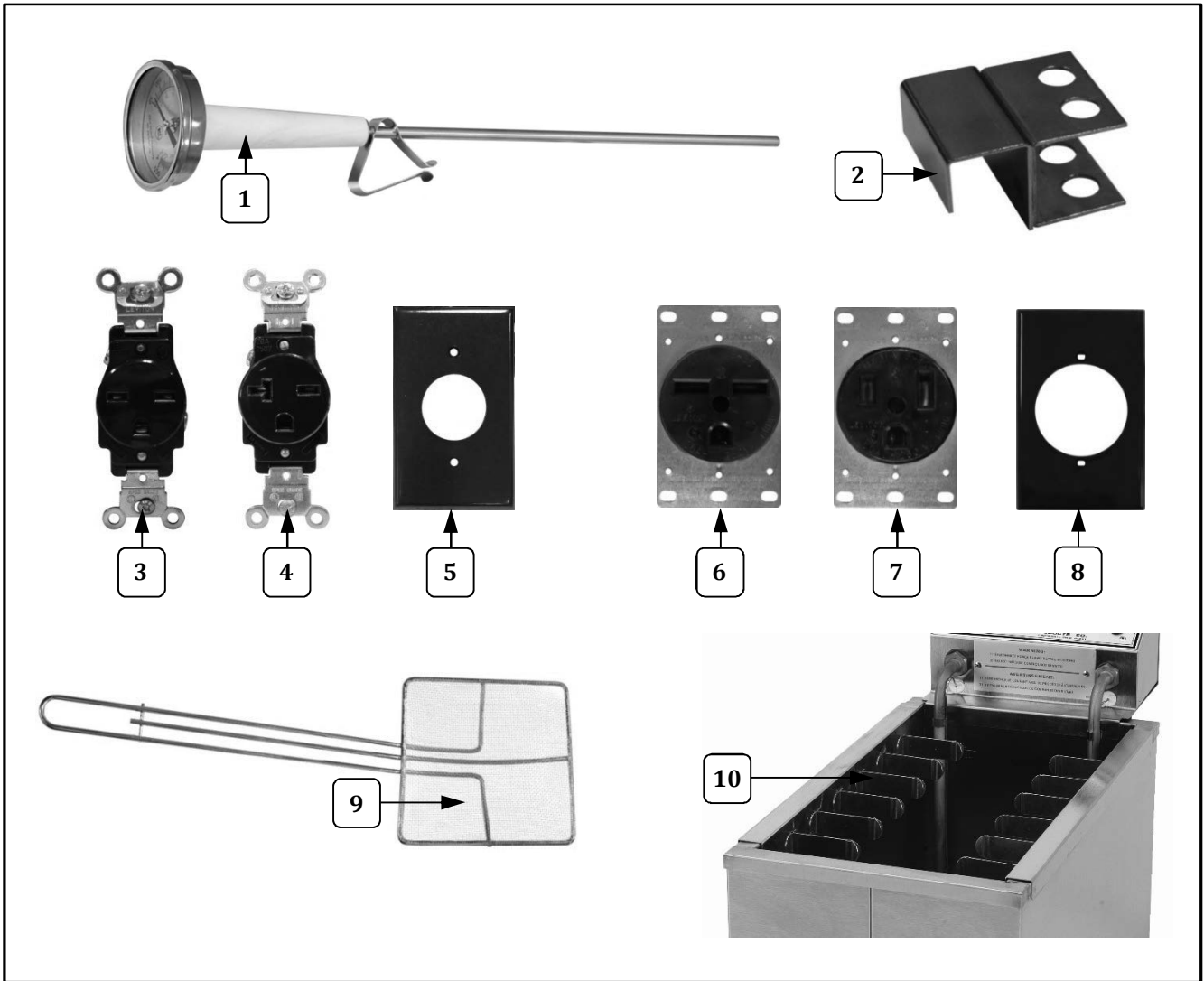
E-Stop Cord Label

Tank Label

Item	Part Description	Part No.
1	SERVICE LABEL	87935
2	WARNING, SURFACE CONTACT	87087
3	LABEL SAFE OPERATING INST	47010
4	LBL WARN DISCONNECT POWER	74119
5	WARNING, DO NOT IMMERSE	89036
6	LBL CAUTION DISCONNECT PR	87149
7	WARNING LABEL CORD	68720
8	CONDUIT WARNING LABEL	82840
9	FRYER TANK SAFETY LABEL	101096



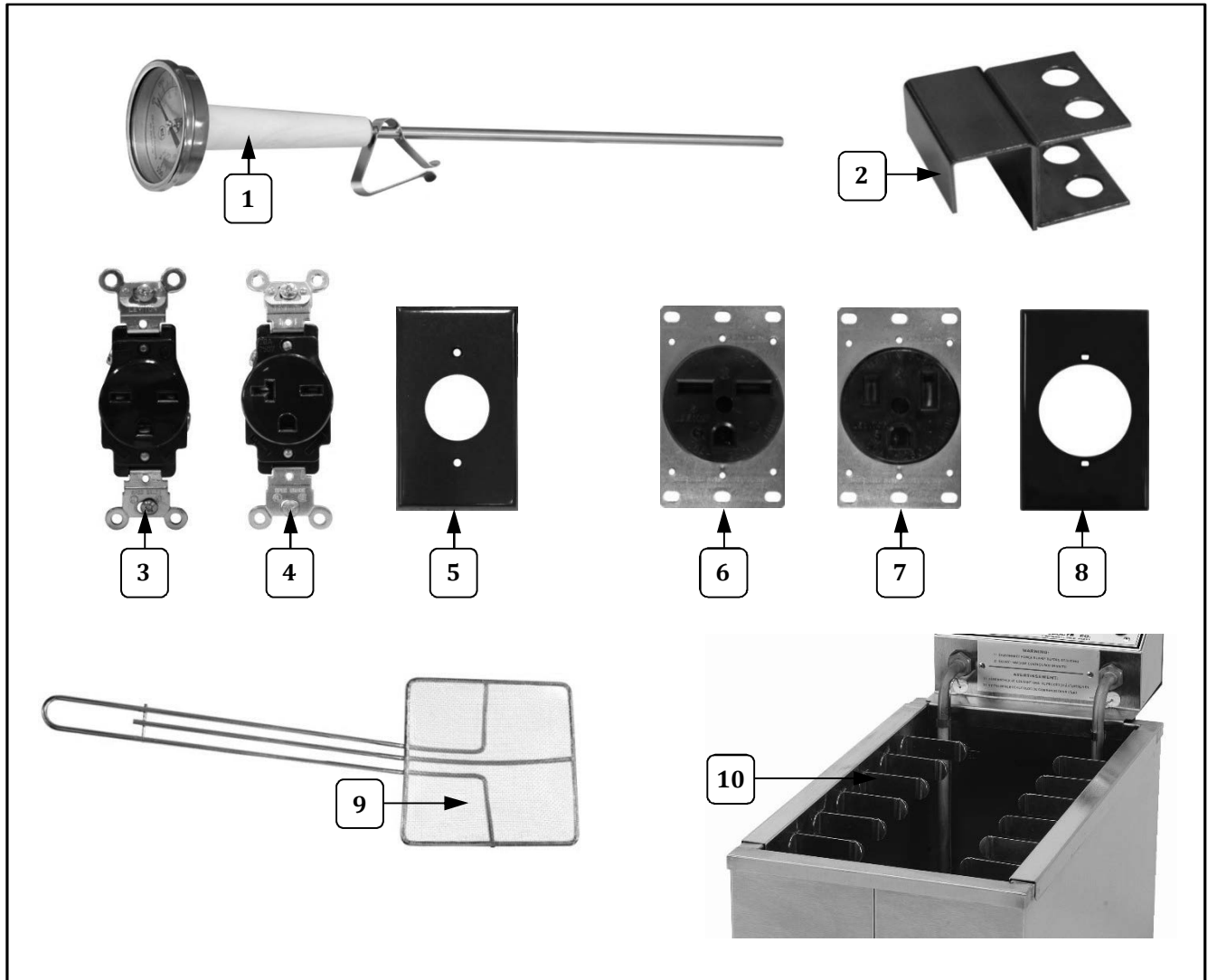
Accessories



Item	Part Description	Part Number										
		8047D	8048D	8049D	8050D	8051D	8066	8068	8068FL	8073	8073BF	8075
1	DIAL TYPE THERMOMETER	4300	4300	4300	4300	4300	4300	4300	4300	4300	4300	4300
2	THERMOMETER BRACKET	89843	89843	89843	89843	89843	89843	89843	89843	89843	89843	89843
3	RECEPTACLE (15A)		89107									
4	RECEPTACLE (20A)			89224								
5	COVER PLATE		47605	47605								
6	RECEPTACLE 6-30R 30A 250V				89318			89318	89318	89318	89318	
7	RECEPTACLE 6-50R 50A 250V						89830					89830
8	RECEPTACLE COVER				47377		47377	47377	47377	47377	47377	47377
9	FINE MESH SKIMMER										8055	
10	SKEWER CLIP ASSY	89103	89103					89103	89103			



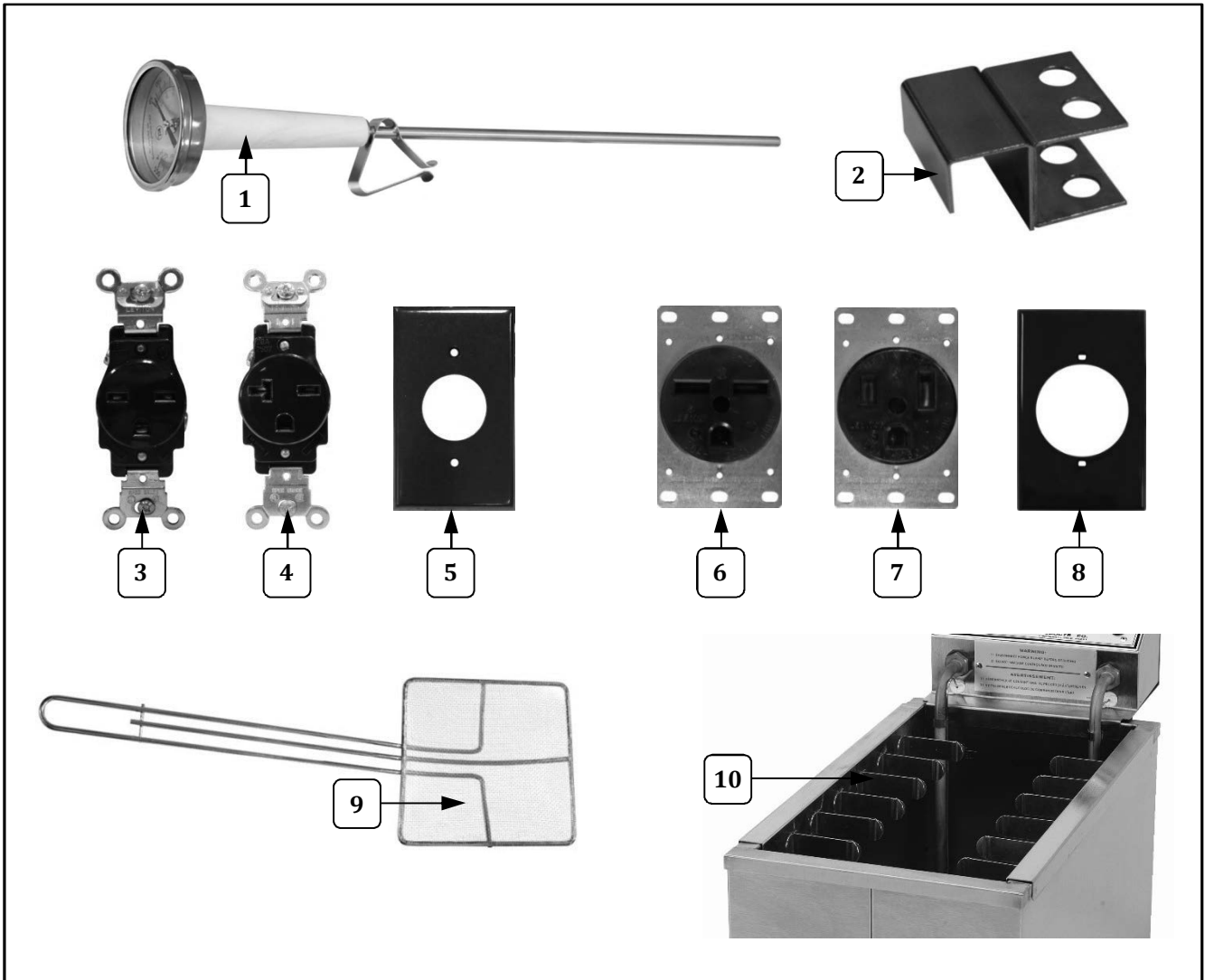
Accessories



Item	Part Description	Part Number										
		8047D	8048D	8049D	8050D	8051D	8066	8068	8068FL	8073	8073BF	8075
1	DIAL TYPE THERMOMETER	4300	4300	4300	4300	4300	4300	4300	4300	4300	4300	4300
2	THERMOMETER BRACKET	89843	89843	89843	89843	89843	89843	89843	89843	89843	89843	89843
3	RECEPTACLE (15A)		89107									
4	RECEPTACLE (20A)			89224								
5	COVER PLATE		47605	47605								
6	RECEPTACLE 6-30R 30A 250V				89318			89318	89318	89318	89318	
7	RECEPTACLE 6-50R 50A 250V						89830					89830
8	RECEPTACLE COVER				47377		47377	47377	47377	47377	47377	47377
9	FINE MESH SKIMMER										8055	
10	SKEWER CLIP ASSY	89103	89103					89103	89103			



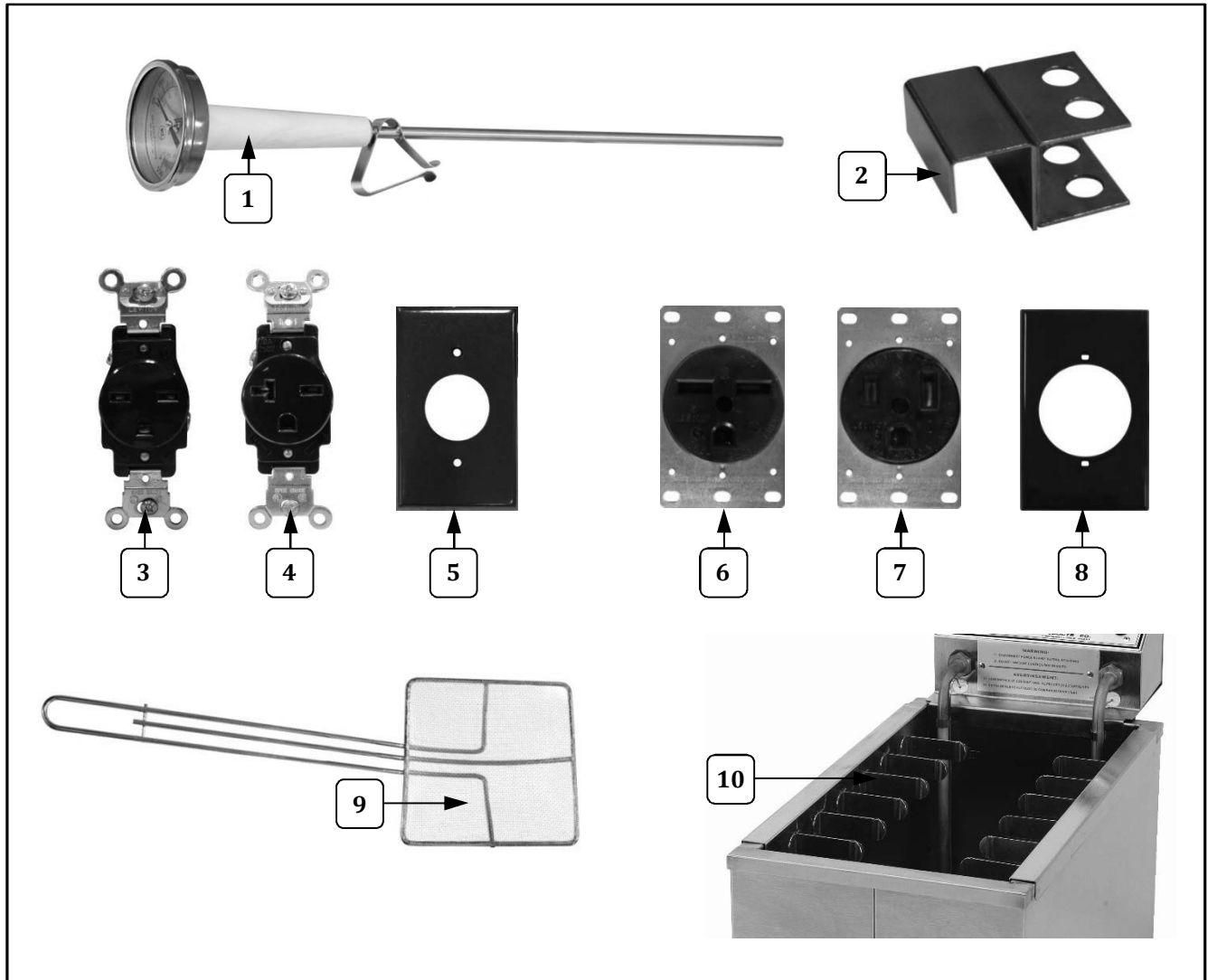
Accessories



Item	Part Description	Part Number										
		8047D	8048D	8049D	8050D	8051D	8066	8068	8068FL	8073	8073BF	8075
1	DIAL TYPE THERMOMETER	4300	4300	4300	4300	4300	4300	4300	4300	4300	4300	4300
2	THERMOMETER BRACKET	89843	89843	89843	89843	89843	89843	89843	89843	89843	89843	89843
3	RECEPTACLE (15A)		89107									
4	RECEPTACLE (20A)			89224								
5	COVER PLATE		47605	47605								
6	RECEPTACLE 6-30R 30A 250V				89318			89318	89318	89318	89318	
7	RECEPTACLE 6-50R 50A 250V						89830					89830
8	RECEPTACLE COVER				47377		47377	47377	47377	47377	47377	47377
9	FINE MESH SKIMMER										8055	
10	SKEWER CLIP ASSY	89103	89103					89103	89103			



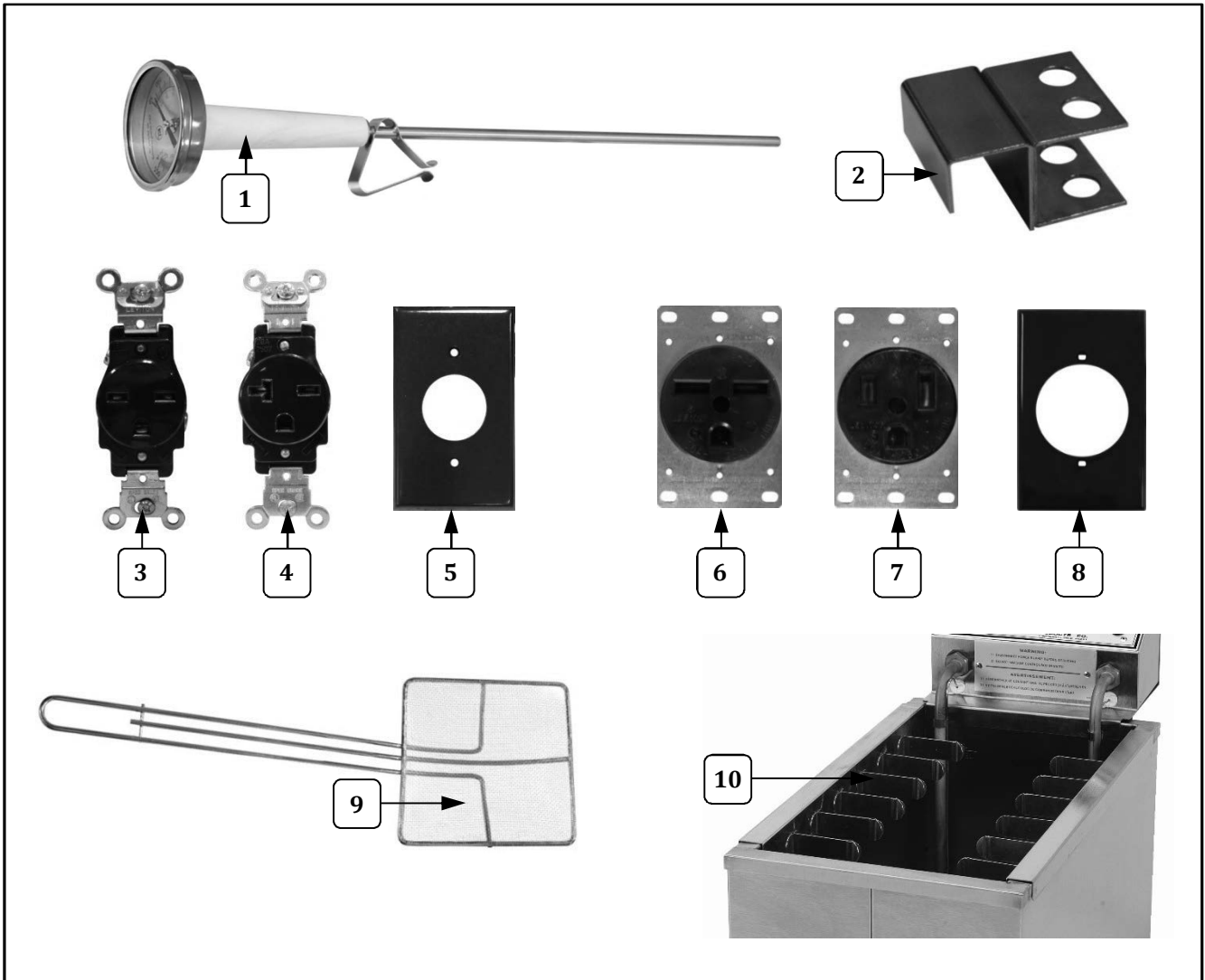
Accessories



Item	Part Description	Part Number										
		8047D	8048D	8049D	8050D	8051D	8066	8068	8068FL	8073	8073BF	8075
1	DIAL TYPE THERMOMETER	4300	4300	4300	4300	4300	4300	4300	4300	4300	4300	4300
2	THERMOMETER BRACKET	89843	89843	89843	89843	89843	89843	89843	89843	89843	89843	89843
3	RECEPTACLE (15A)		89107									
4	RECEPTACLE (20A)			89224								
5	COVER PLATE		47605	47605								
6	RECEPTACLE 6-30R 30A 250V				89318			89318	89318	89318	89318	
7	RECEPTACLE 6-50R 50A 250V						89830					89830
8	RECEPTACLE COVER				47377		47377	47377	47377	47377	47377	47377
9	FINE MESH SKIMMER										8055	
10	SKEWER CLIP ASSY	89103	89103					89103	89103			



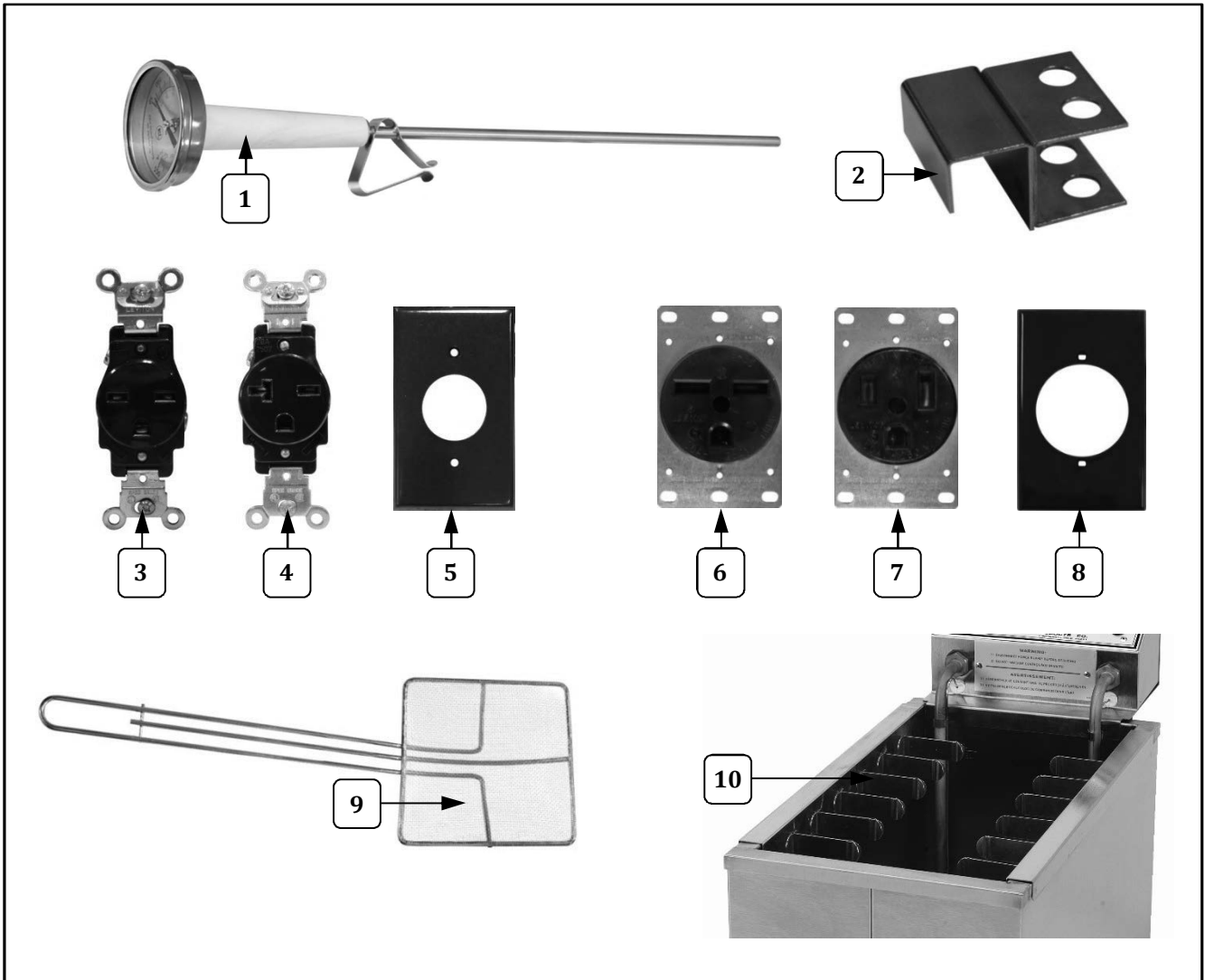
Accessories



Item	Part Description	Part Number										
		8047D	8048D	8049D	8050D	8051D	8066	8068	8068FL	8073	8073BF	8075
1	DIAL TYPE THERMOMETER	4300	4300	4300	4300	4300	4300	4300	4300	4300	4300	4300
2	THERMOMETER BRACKET	89843	89843	89843	89843	89843	89843	89843	89843	89843	89843	89843
3	RECEPTACLE (15A)		89107									
4	RECEPTACLE (20A)			89224								
5	COVER PLATE		47605	47605								
6	RECEPTACLE 6-30R 30A 250V				89318			89318	89318	89318	89318	
7	RECEPTACLE 6-50R 50A 250V						89830					89830
8	RECEPTACLE COVER				47377		47377	47377	47377	47377	47377	47377
9	FINE MESH SKIMMER										8055	
10	SKEWER CLIP ASSY	89103	89103					89103	89103			



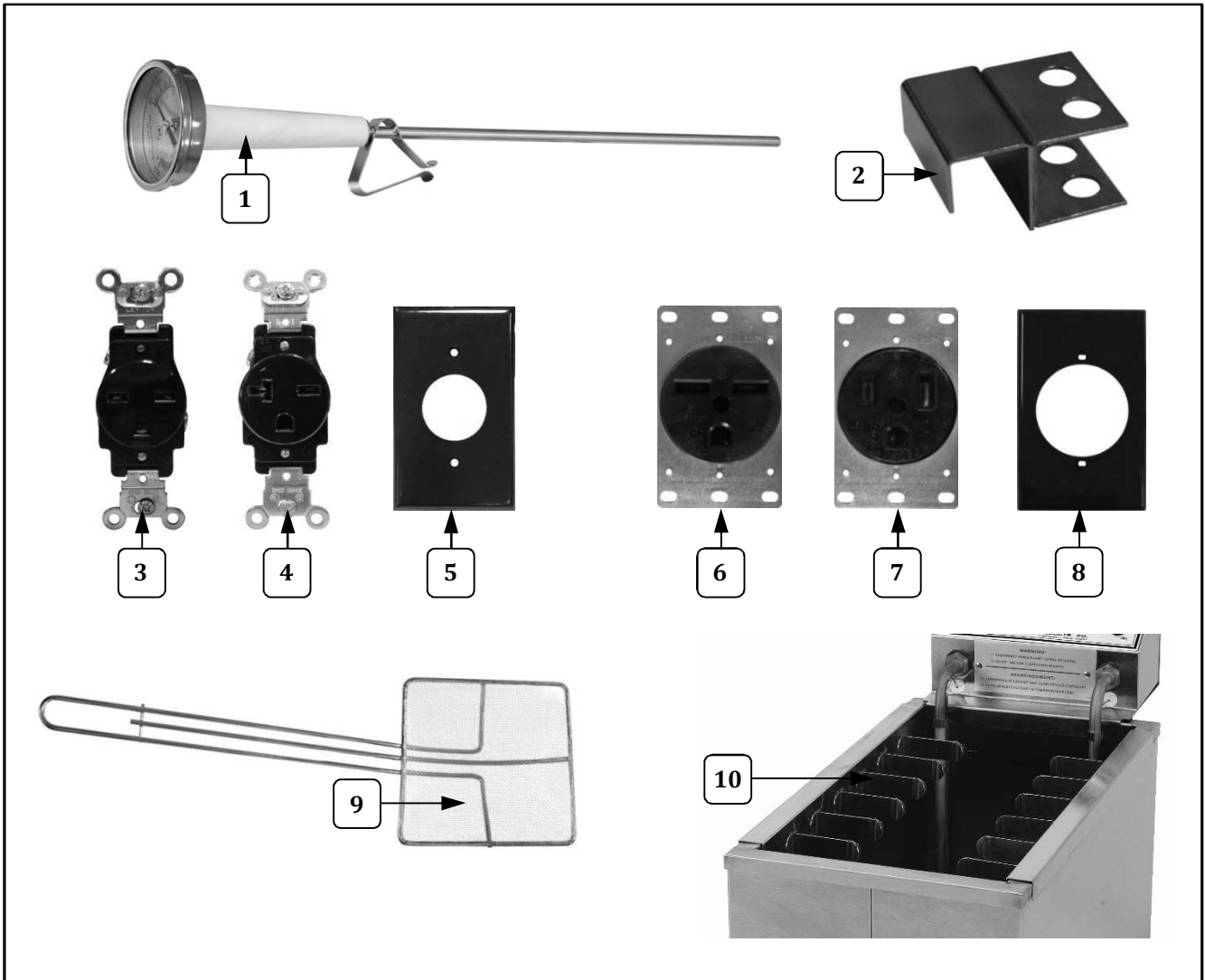
Accessories



Item	Part Description	Part Number										
		8047D	8048D	8049D	8050D	8051D	8066	8068	8068FL	8073	8073BF	8075
1	DIAL TYPE THERMOMETER	4300	4300	4300	4300	4300	4300	4300	4300	4300	4300	4300
2	THERMOMETER BRACKET	89843	89843	89843	89843	89843	89843	89843	89843	89843	89843	89843
3	RECEPTACLE (15A)		89107									
4	RECEPTACLE (20A)			89224								
5	COVER PLATE		47605	47605								
6	RECEPTACLE 6-30R 30A 250V				89318			89318	89318	89318	89318	
7	RECEPTACLE 6-50R 50A 250V						89830					89830
8	RECEPTACLE COVER				47377		47377	47377	47377	47377	47377	47377
9	FINE MESH SKIMMER										8055	
10	SKEWER CLIP ASSY	89103	89103					89103	89103			



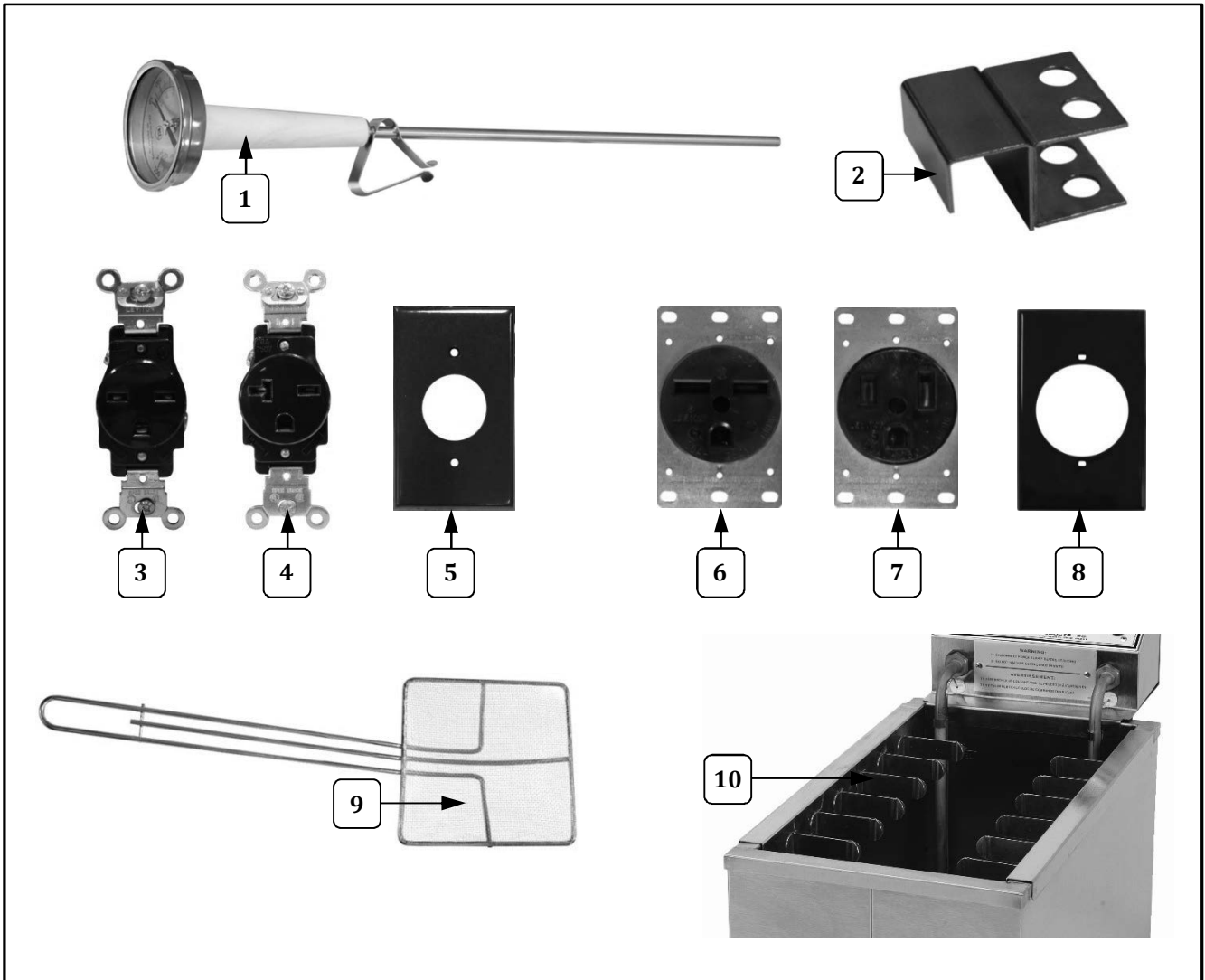
Accessories



Item	Part Description	Part Number										
		8047D	8048D	8049D	8050D	8051D	8066	8068	8068FL	8073	8073BF	8075
1	DIAL TYPE THERMOMETER	4300	4300	4300	4300	4300	4300	4300	4300	4300	4300	4300
2	THERMOMETER BRACKET	89843	89843	89843	89843	89843	89843	89843	89843	89843	89843	89843
3	RECEPTACLE (15A)		89107									
4	RECEPTACLE (20A)			89224								
5	COVER PLATE		47605	47605								
6	RECEPTACLE 6-30R 30A 250V				89318			89318	89318	89318	89318	
7	RECEPTACLE 6-50R 50A 250V						89830					89830
8	RECEPTACLE COVER				47377		47377	47377	47377	47377	47377	47377
9	FINE MESH SKIMMER										8055	
10	SKEWER CLIP ASSY	89103	89103					89103	89103			



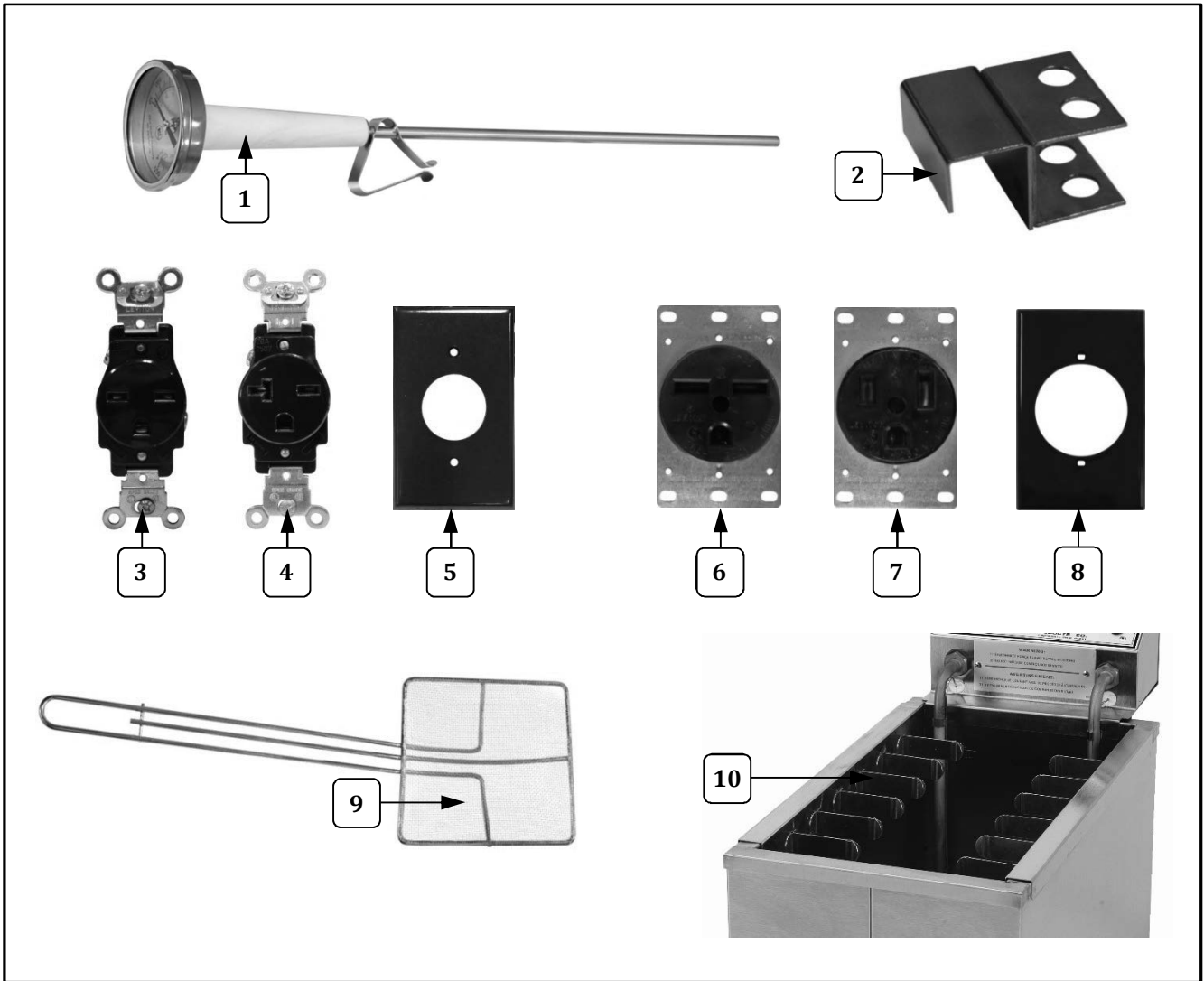
Accessories



Item	Part Description	Part Number										
		8047D	8048D	8049D	8050D	8051D	8066	8068	8068FL	8073	8073BF	8075
1	DIAL TYPE THERMOMETER	4300	4300	4300	4300	4300	4300	4300	4300	4300	4300	4300
2	THERMOMETER BRACKET	89843	89843	89843	89843	89843	89843	89843	89843	89843	89843	89843
3	RECEPTACLE (15A)		89107									
4	RECEPTACLE (20A)			89224								
5	COVER PLATE		47605	47605								
6	RECEPTACLE 6-30R 30A 250V				89318			89318	89318	89318	89318	
7	RECEPTACLE 6-50R 50A 250V						89830					89830
8	RECEPTACLE COVER				47377		47377	47377	47377	47377	47377	47377
9	FINE MESH SKIMMER										8055	
10	SKEWER CLIP ASSY	89103	89103					89103	89103			



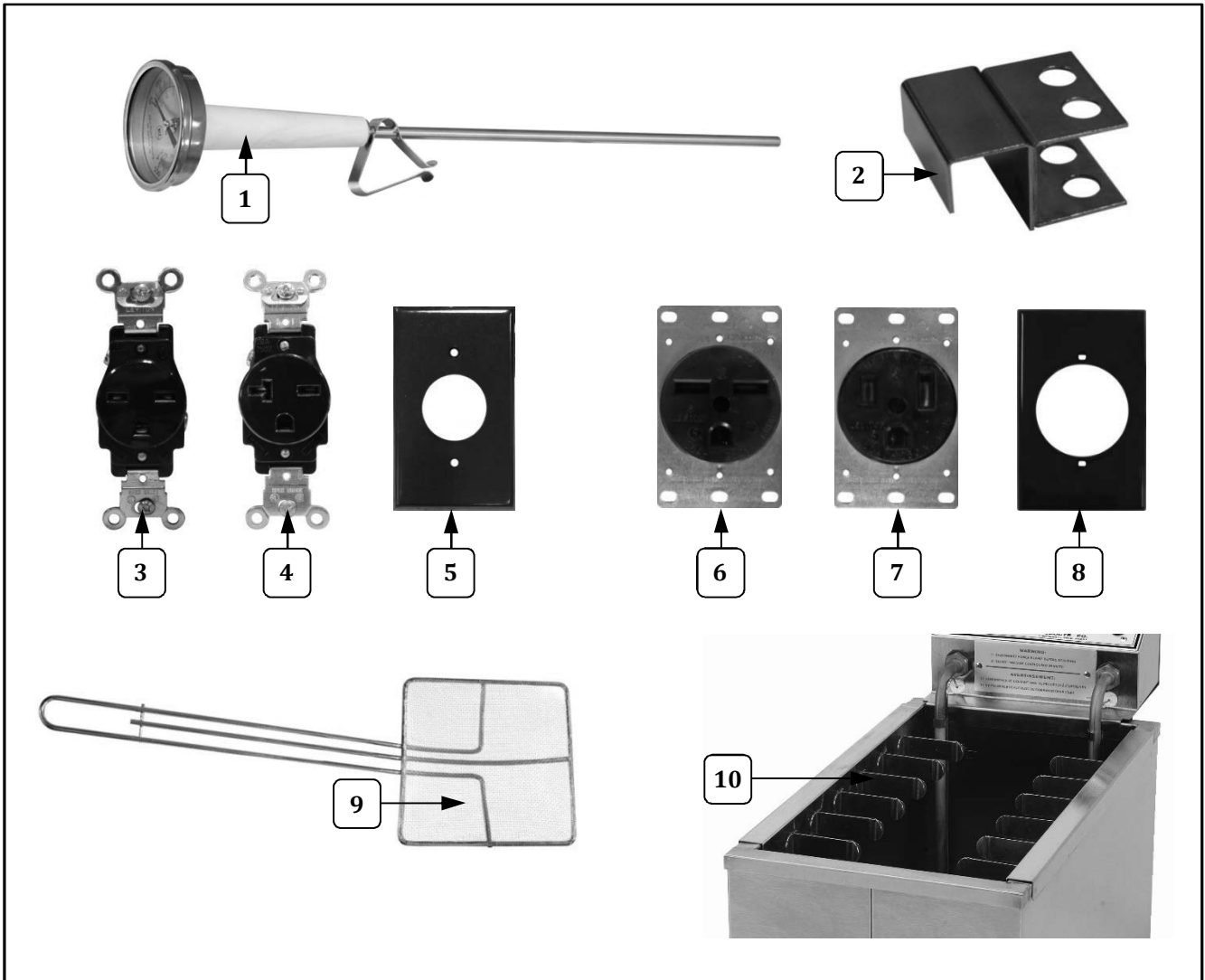
Accessories



Item	Part Description	Part Number										
		8047D	8048D	8049D	8050D	8051D	8066	8068	8068FL	8073	8073BF	8075
1	DIAL TYPE THERMOMETER	4300	4300	4300	4300	4300	4300	4300	4300	4300	4300	4300
2	THERMOMETER BRACKET	89843	89843	89843	89843	89843	89843	89843	89843	89843	89843	89843
3	RECEPTACLE (15A)		89107									
4	RECEPTACLE (20A)			89224								
5	COVER PLATE		47605	47605								
6	RECEPTACLE 6-30R 30A 250V				89318			89318	89318	89318	89318	
7	RECEPTACLE 6-50R 50A 250V						89830					89830
8	RECEPTACLE COVER				47377		47377	47377	47377	47377	47377	47377
9	FINE MESH SKIMMER										8055	
10	SKEWER CLIP ASSY	89103	89103					89103	89103			



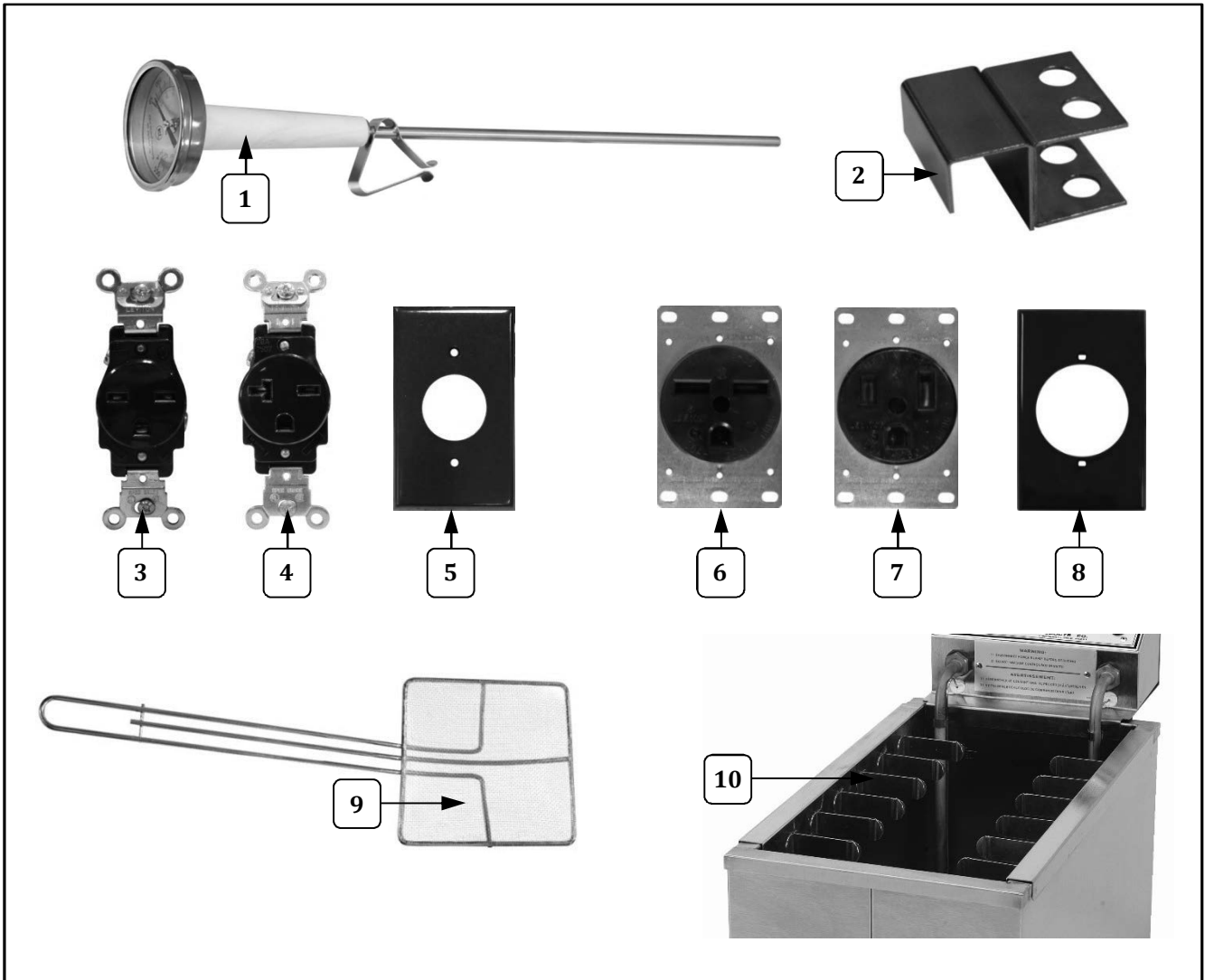
Accessories



Item	Part Description	Part Number										
		8047D	8048D	8049D	8050D	8051D	8066	8068	8068FL	8073	8073BF	8075
1	DIAL TYPE THERMOMETER	4300	4300	4300	4300	4300	4300	4300	4300	4300	4300	4300
2	THERMOMETER BRACKET	89843	89843	89843	89843	89843	89843	89843	89843	89843	89843	89843
3	RECEPTACLE (15A)		89107									
4	RECEPTACLE (20A)			89224								
5	COVER PLATE		47605	47605								
6	RECEPTACLE 6-30R 30A 250V				89318			89318	89318	89318	89318	
7	RECEPTACLE 6-50R 50A 250V						89830					89830
8	RECEPTACLE COVER				47377		47377	47377	47377	47377	47377	47377
9	FINE MESH SKIMMER										8055	
10	SKEWER CLIP ASSY	89103	89103					89103	89103			



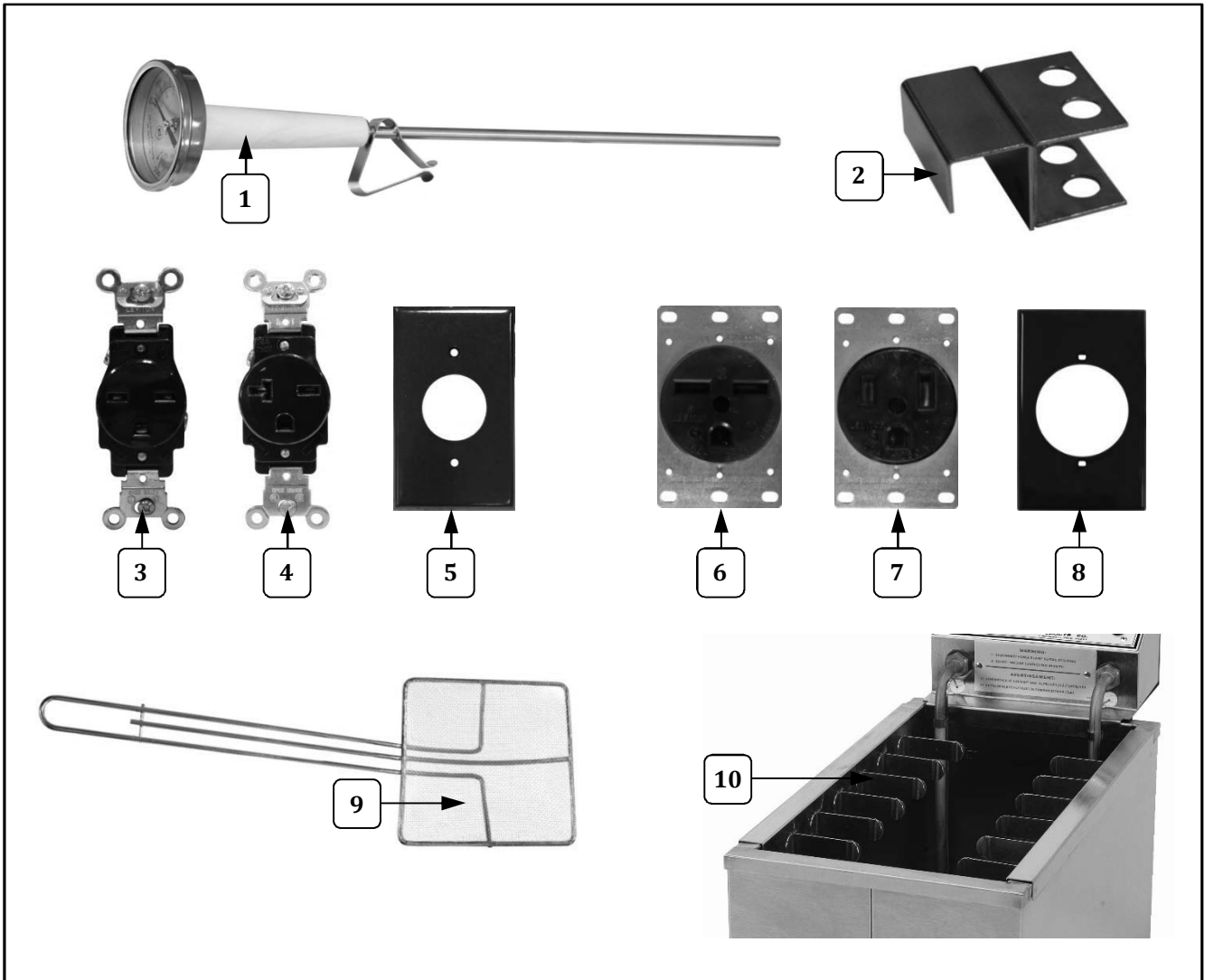
Accessories



Item	Part Description	Part Number										
		8047D	8048D	8049D	8050D	8051D	8066	8068	8068FL	8073	8073BF	8075
1	DIAL TYPE THERMOMETER	4300	4300	4300	4300	4300	4300	4300	4300	4300	4300	4300
2	THERMOMETER BRACKET	89843	89843	89843	89843	89843	89843	89843	89843	89843	89843	89843
3	RECEPTACLE (15A)		89107									
4	RECEPTACLE (20A)			89224								
5	COVER PLATE		47605	47605								
6	RECEPTACLE 6-30R 30A 250V				89318			89318	89318	89318	89318	
7	RECEPTACLE 6-50R 50A 250V						89830					89830
8	RECEPTACLE COVER				47377		47377	47377	47377	47377	47377	47377
9	FINE MESH SKIMMER										8055	
10	SKEWER CLIP ASSY	89103	89103					89103	89103			



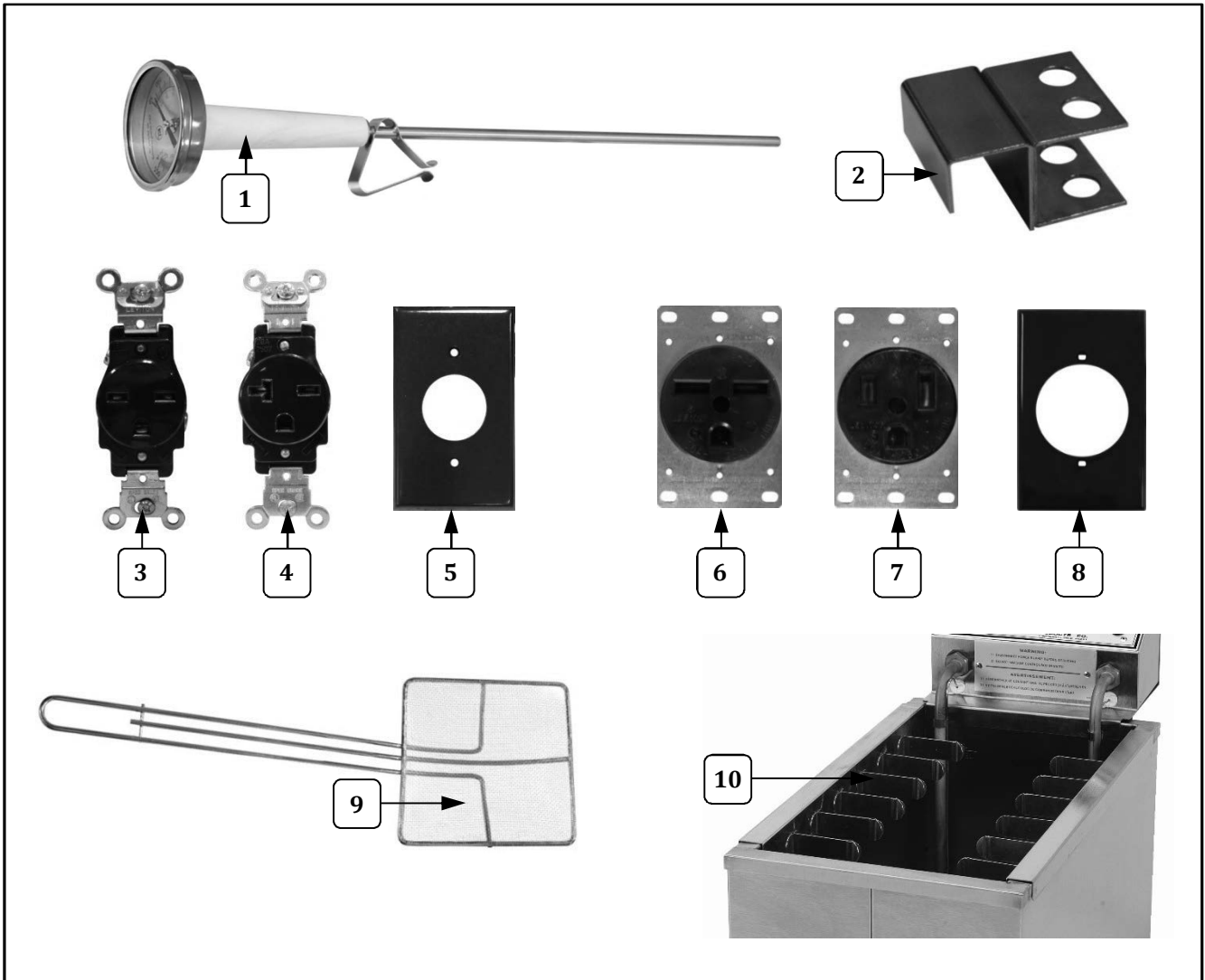
Accessories



Item	Part Description	Part Number										
		8047D	8048D	8049D	8050D	8051D	8066	8068	8068FL	8073	8073BF	8075
1	DIAL TYPE THERMOMETER	4300	4300	4300	4300	4300	4300	4300	4300	4300	4300	4300
2	THERMOMETER BRACKET	89843	89843	89843	89843	89843	89843	89843	89843	89843	89843	89843
3	RECEPTACLE (15A)		89107									
4	RECEPTACLE (20A)			89224								
5	COVER PLATE		47605	47605								
6	RECEPTACLE 6-30R 30A 250V				89318			89318	89318	89318	89318	
7	RECEPTACLE 6-50R 50A 250V						89830					89830
8	RECEPTACLE COVER				47377		47377	47377	47377	47377	47377	47377
9	FINE MESH SKIMMER										8055	
10	SKEWER CLIP ASSY	89103	89103					89103	89103			



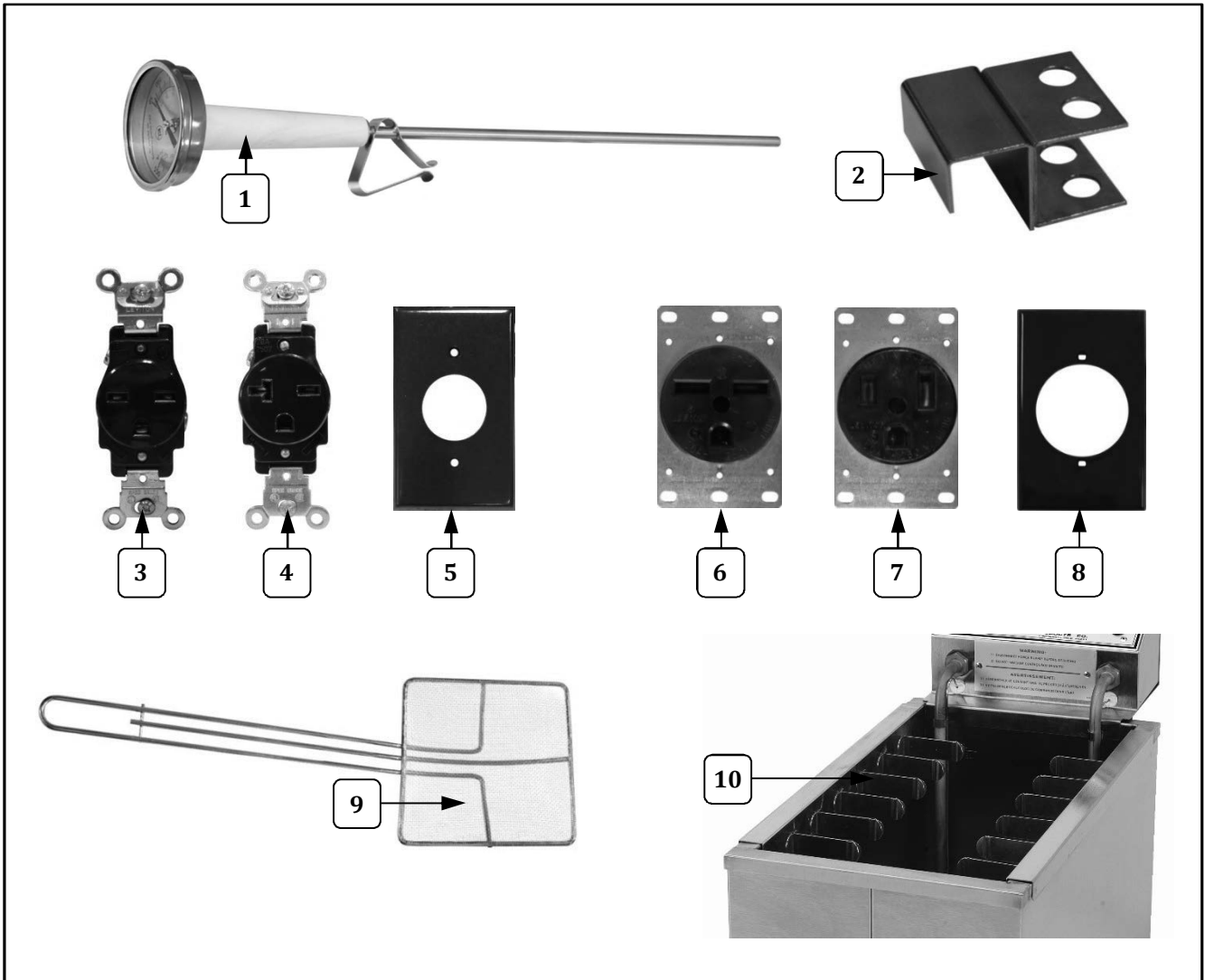
Accessories



Item	Part Description	Part Number										
		8047D	8048D	8049D	8050D	8051D	8066	8068	8068FL	8073	8073BF	8075
1	DIAL TYPE THERMOMETER	4300	4300	4300	4300	4300	4300	4300	4300	4300	4300	4300
2	THERMOMETER BRACKET	89843	89843	89843	89843	89843	89843	89843	89843	89843	89843	89843
3	RECEPTACLE (15A)		89107									
4	RECEPTACLE (20A)			89224								
5	COVER PLATE		47605	47605								
6	RECEPTACLE 6-30R 30A 250V				89318			89318	89318	89318	89318	
7	RECEPTACLE 6-50R 50A 250V						89830					89830
8	RECEPTACLE COVER				47377		47377	47377	47377	47377	47377	47377
9	FINE MESH SKIMMER										8055	
10	SKEWER CLIP ASSY	89103	89103					89103	89103			



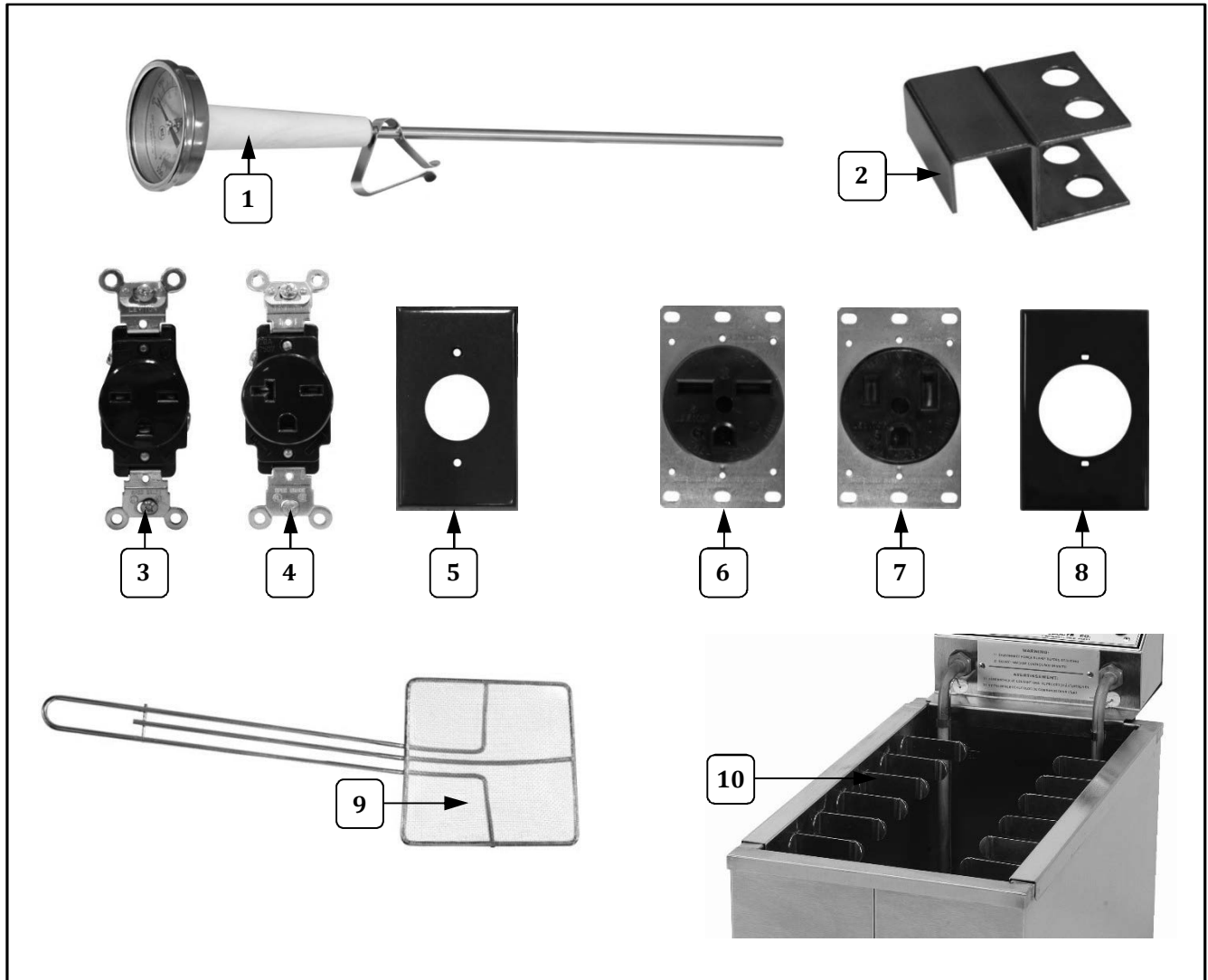
Accessories



Item	Part Description	Part Number										
		8047D	8048D	8049D	8050D	8051D	8066	8068	8068FL	8073	8073BF	8075
1	DIAL TYPE THERMOMETER	4300	4300	4300	4300	4300	4300	4300	4300	4300	4300	4300
2	THERMOMETER BRACKET	89843	89843	89843	89843	89843	89843	89843	89843	89843	89843	89843
3	RECEPTACLE (15A)		89107									
4	RECEPTACLE (20A)			89224								
5	COVER PLATE		47605	47605								
6	RECEPTACLE 6-30R 30A 250V				89318			89318	89318	89318	89318	
7	RECEPTACLE 6-50R 50A 250V						89830					89830
8	RECEPTACLE COVER				47377		47377	47377	47377	47377	47377	47377
9	FINE MESH SKIMMER										8055	
10	SKEWER CLIP ASSY	89103	89103					89103	89103			



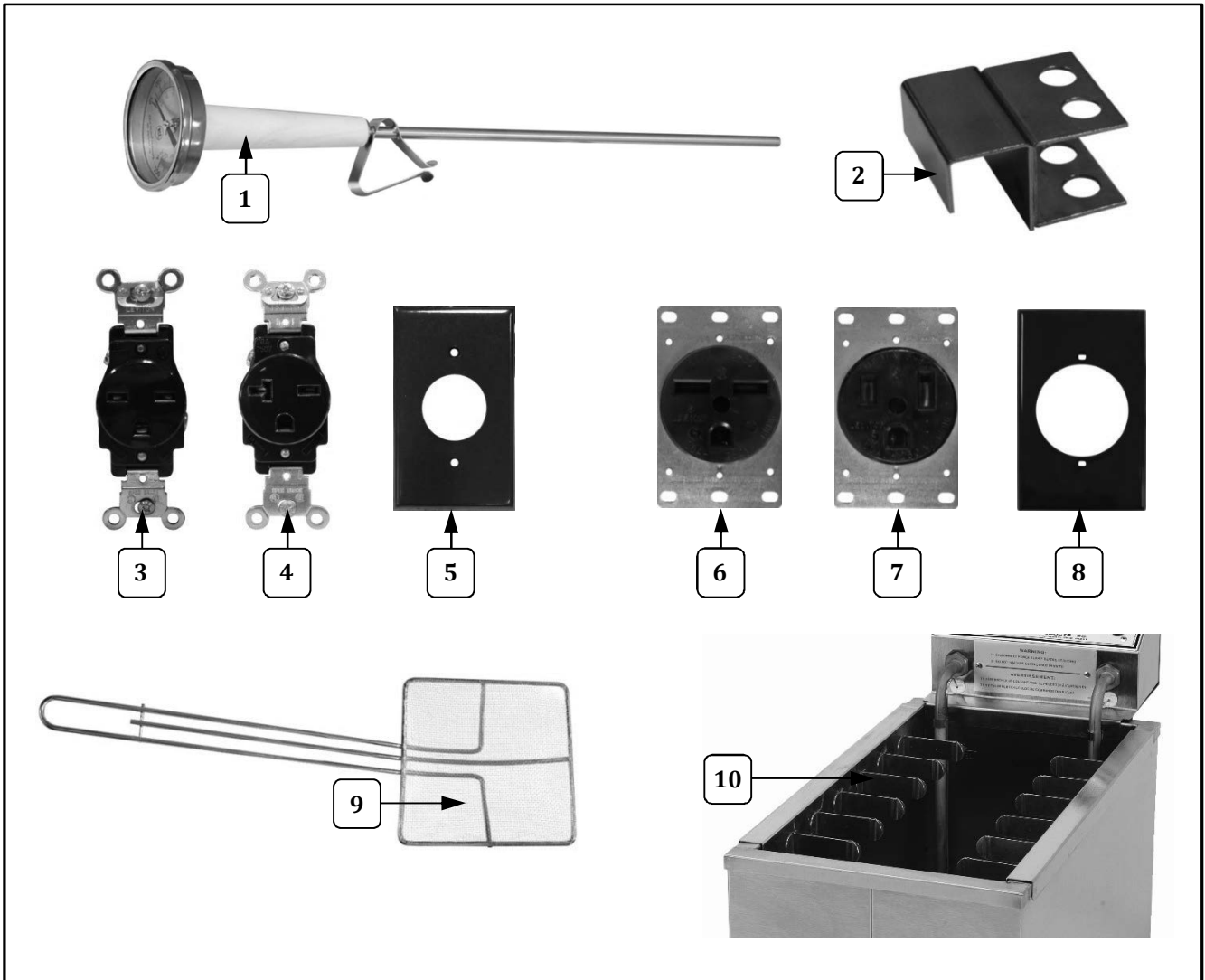
Accessories



Item	Part Description	Part Number										
		8047D	8048D	8049D	8050D	8051D	8066	8068	8068FL	8073	8073BF	8075
1	DIAL TYPE THERMOMETER	4300	4300	4300	4300	4300	4300	4300	4300	4300	4300	4300
2	THERMOMETER BRACKET	89843	89843	89843	89843	89843	89843	89843	89843	89843	89843	89843
3	RECEPTACLE (15A)		89107									
4	RECEPTACLE (20A)			89224								
5	COVER PLATE		47605	47605								
6	RECEPTACLE 6-30R 30A 250V				89318			89318	89318	89318	89318	
7	RECEPTACLE 6-50R 50A 250V						89830					89830
8	RECEPTACLE COVER				47377		47377	47377	47377	47377	47377	47377
9	FINE MESH SKIMMER										8055	
10	SKEWER CLIP ASSY	89103	89103					89103	89103			



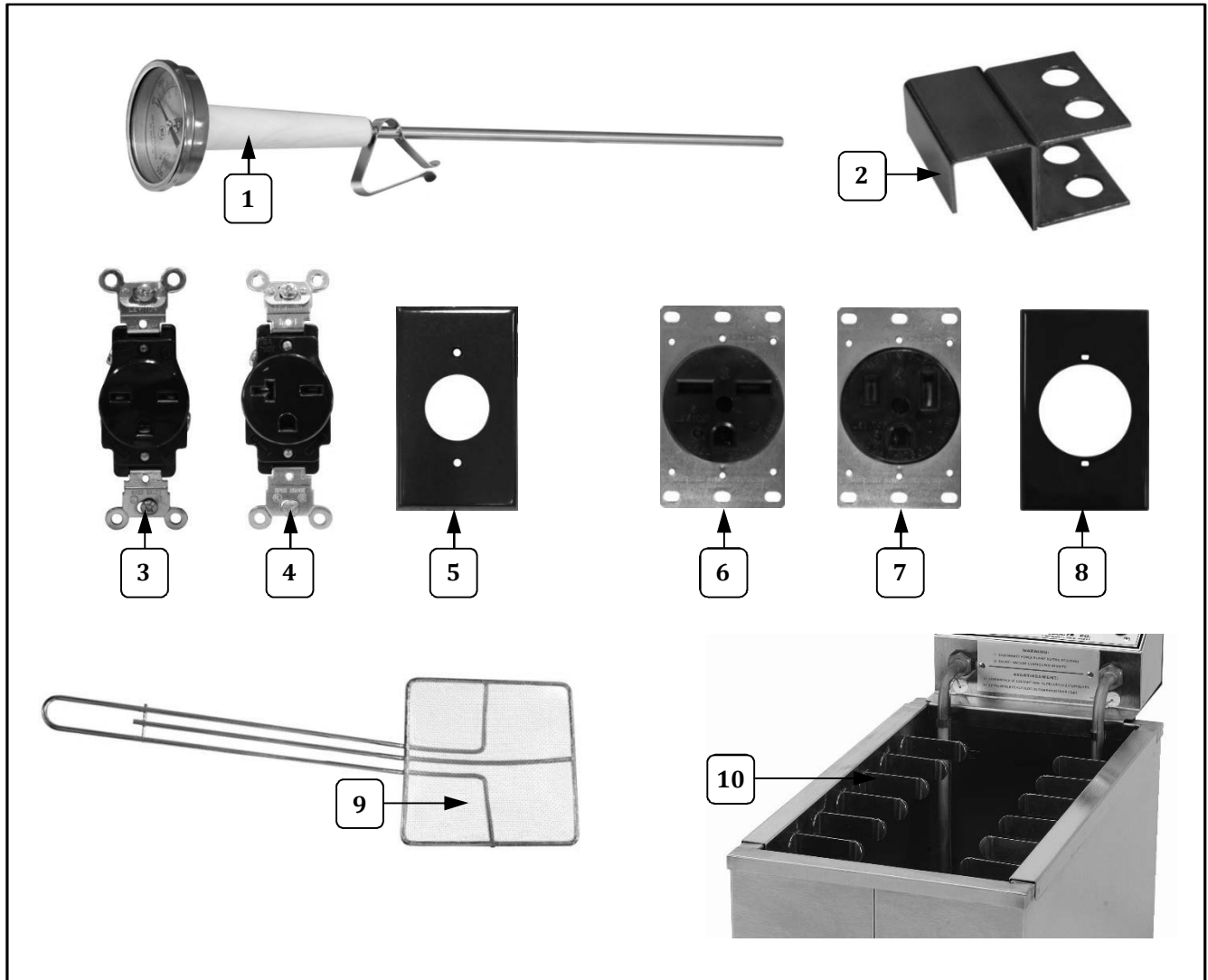
Accessories



Item	Part Description	Part Number										
		8047D	8048D	8049D	8050D	8051D	8066	8068	8068FL	8073	8073BF	8075
1	DIAL TYPE THERMOMETER	4300	4300	4300	4300	4300	4300	4300	4300	4300	4300	4300
2	THERMOMETER BRACKET	89843	89843	89843	89843	89843	89843	89843	89843	89843	89843	89843
3	RECEPTACLE (15A)		89107									
4	RECEPTACLE (20A)			89224								
5	COVER PLATE		47605	47605								
6	RECEPTACLE 6-30R 30A 250V				89318			89318	89318	89318	89318	
7	RECEPTACLE 6-50R 50A 250V						89830					89830
8	RECEPTACLE COVER				47377		47377	47377	47377	47377	47377	47377
9	FINE MESH SKIMMER										8055	
10	SKEWER CLIP ASSY	89103	89103					89103	89103			



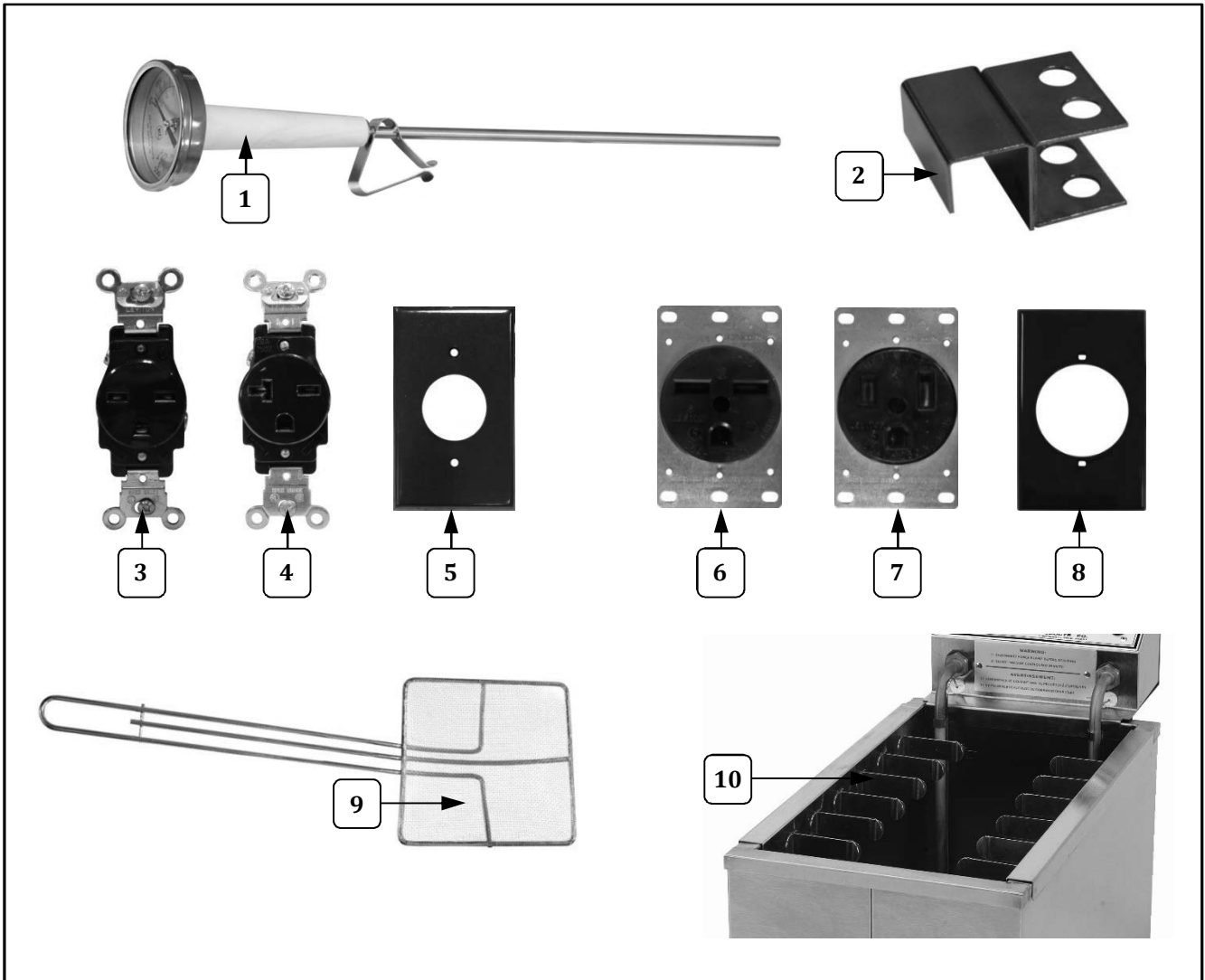
Accessories



Item	Part Description	Part Number										
		8047D	8048D	8049D	8050D	8051D	8066	8068	8068FL	8073	8073BF	8075
1	DIAL TYPE THERMOMETER	4300	4300	4300	4300	4300	4300	4300	4300	4300	4300	4300
2	THERMOMETER BRACKET	89843	89843	89843	89843	89843	89843	89843	89843	89843	89843	89843
3	RECEPTACLE (15A)		89107									
4	RECEPTACLE (20A)			89224								
5	COVER PLATE		47605	47605								
6	RECEPTACLE 6-30R 30A 250V				89318			89318	89318	89318	89318	
7	RECEPTACLE 6-50R 50A 250V						89830					89830
8	RECEPTACLE COVER				47377		47377	47377	47377	47377	47377	47377
9	FINE MESH SKIMMER										8055	
10	SKEWER CLIP ASSY	89103	89103					89103	89103			



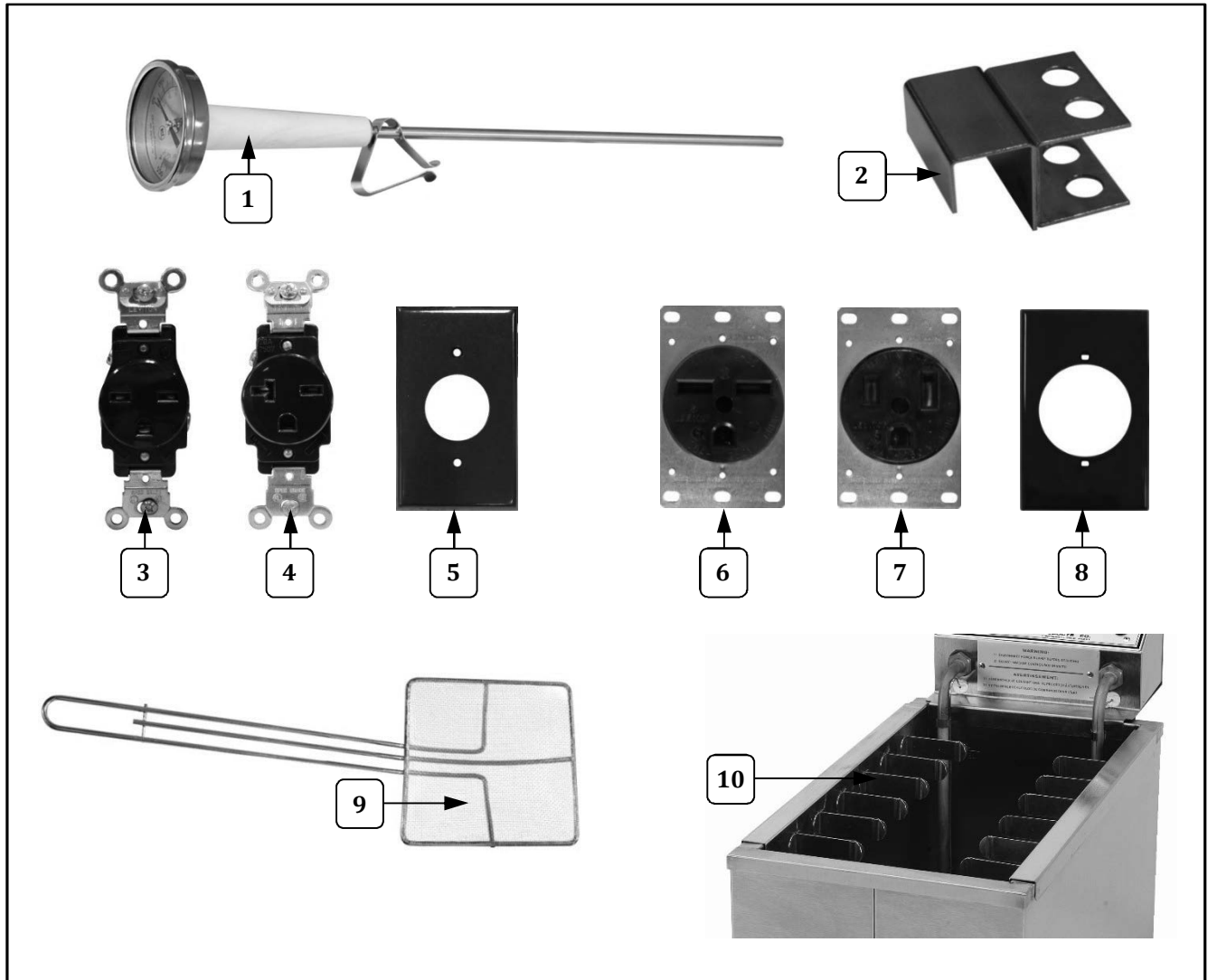
Accessories



Item	Part Description	Part Number										
		8047D	8048D	8049D	8050D	8051D	8066	8068	8068FL	8073	8073BF	8075
1	DIAL TYPE THERMOMETER	4300	4300	4300	4300	4300	4300	4300	4300	4300	4300	4300
2	THERMOMETER BRACKET	89843	89843	89843	89843	89843	89843	89843	89843	89843	89843	89843
3	RECEPTACLE (15A)		89107									
4	RECEPTACLE (20A)			89224								
5	COVER PLATE		47605	47605								
6	RECEPTACLE 6-30R 30A 250V				89318			89318	89318	89318	89318	
7	RECEPTACLE 6-50R 50A 250V						89830					89830
8	RECEPTACLE COVER				47377		47377	47377	47377	47377	47377	47377
9	FINE MESH SKIMMER										8055	
10	SKEWER CLIP ASSY	89103	89103					89103	89103			



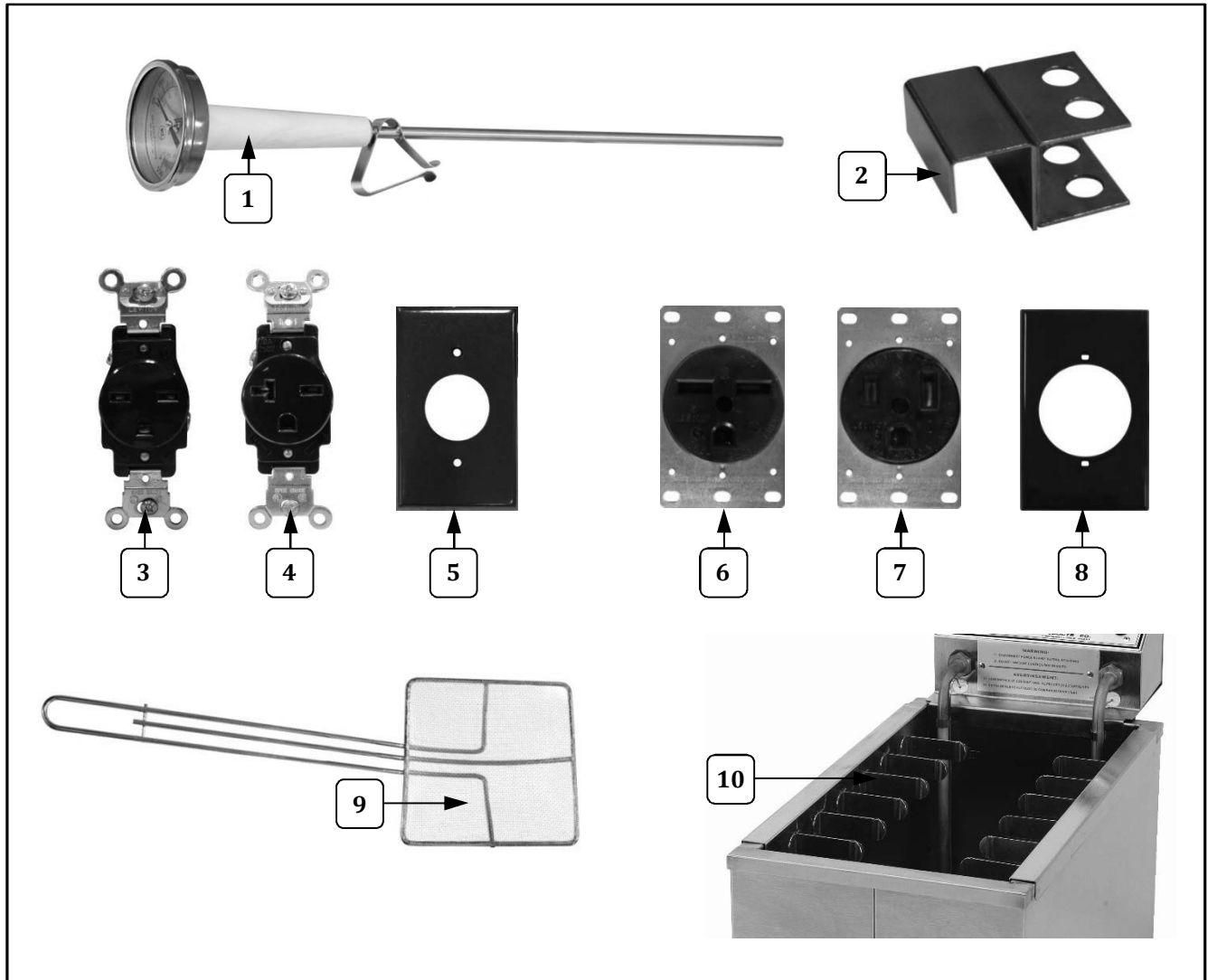
Accessories



Item	Part Description	Part Number										
		8047D	8048D	8049D	8050D	8051D	8066	8068	8068FL	8073	8073BF	8075
1	DIAL TYPE THERMOMETER	4300	4300	4300	4300	4300	4300	4300	4300	4300	4300	4300
2	THERMOMETER BRACKET	89843	89843	89843	89843	89843	89843	89843	89843	89843	89843	89843
3	RECEPTACLE (15A)		89107									
4	RECEPTACLE (20A)			89224								
5	COVER PLATE		47605	47605								
6	RECEPTACLE 6-30R 30A 250V				89318			89318	89318	89318	89318	
7	RECEPTACLE 6-50R 50A 250V						89830					89830
8	RECEPTACLE COVER				47377		47377	47377	47377	47377	47377	47377
9	FINE MESH SKIMMER										8055	
10	SKEWER CLIP ASSY	89103	89103					89103	89103			



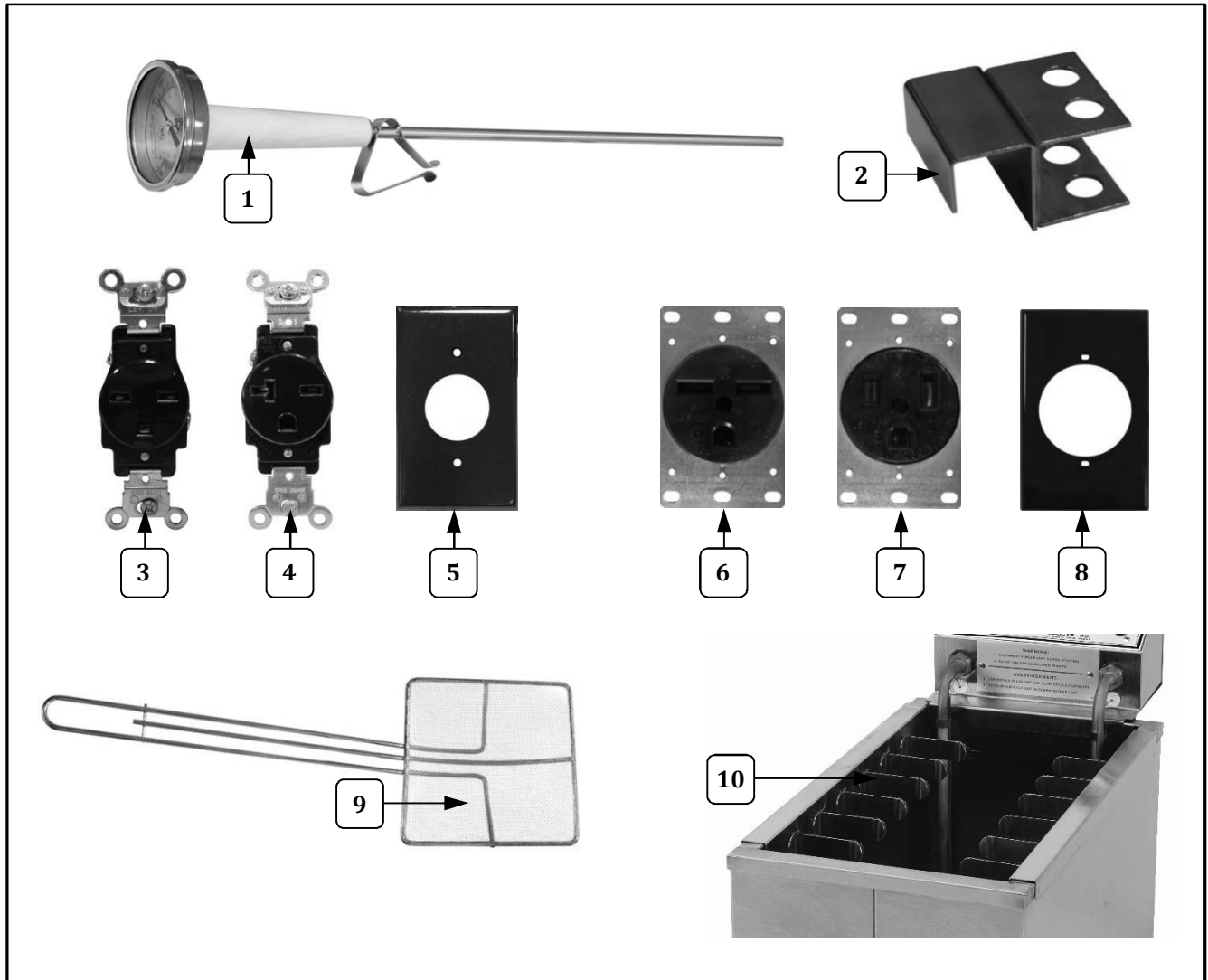
Accessories



Item	Part Description	Part Number										
		8047D	8048D	8049D	8050D	8051D	8066	8068	8068FL	8073	8073BF	8075
1	DIAL TYPE THERMOMETER	4300	4300	4300	4300	4300	4300	4300	4300	4300	4300	4300
2	THERMOMETER BRACKET	89843	89843	89843	89843	89843	89843	89843	89843	89843	89843	89843
3	RECEPTACLE (15A)		89107									
4	RECEPTACLE (20A)			89224								
5	COVER PLATE		47605	47605								
6	RECEPTACLE 6-30R 30A 250V				89318			89318	89318	89318	89318	
7	RECEPTACLE 6-50R 50A 250V						89830					89830
8	RECEPTACLE COVER				47377		47377	47377	47377	47377	47377	47377
9	FINE MESH SKIMMER										8055	
10	SKEWER CLIP ASSY	89103	89103					89103	89103			



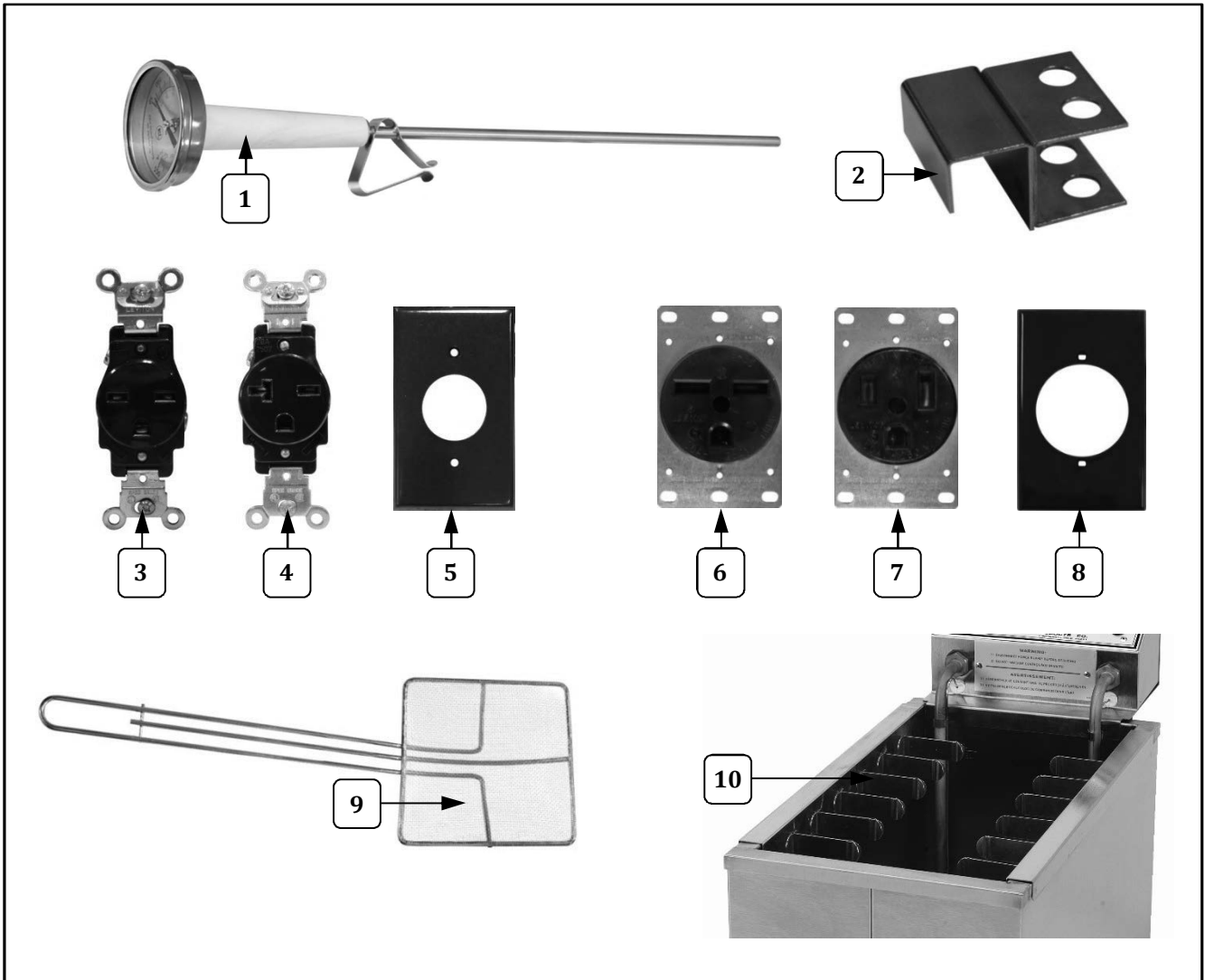
Accessories



Item	Part Description	Part Number										
		8047D	8048D	8049D	8050D	8051D	8066	8068	8068FL	8073	8073BF	8075
1	DIAL TYPE THERMOMETER	4300	4300	4300	4300	4300	4300	4300	4300	4300	4300	4300
2	THERMOMETER BRACKET	89843	89843	89843	89843	89843	89843	89843	89843	89843	89843	89843
3	RECEPTACLE (15A)		89107									
4	RECEPTACLE (20A)			89224								
5	COVER PLATE		47605	47605								
6	RECEPTACLE 6-30R 30A 250V				89318			89318	89318	89318	89318	
7	RECEPTACLE 6-50R 50A 250V						89830					89830
8	RECEPTACLE COVER				47377		47377	47377	47377	47377	47377	47377
9	FINE MESH SKIMMER										8055	
10	SKEWER CLIP ASSY	89103	89103					89103	89103			



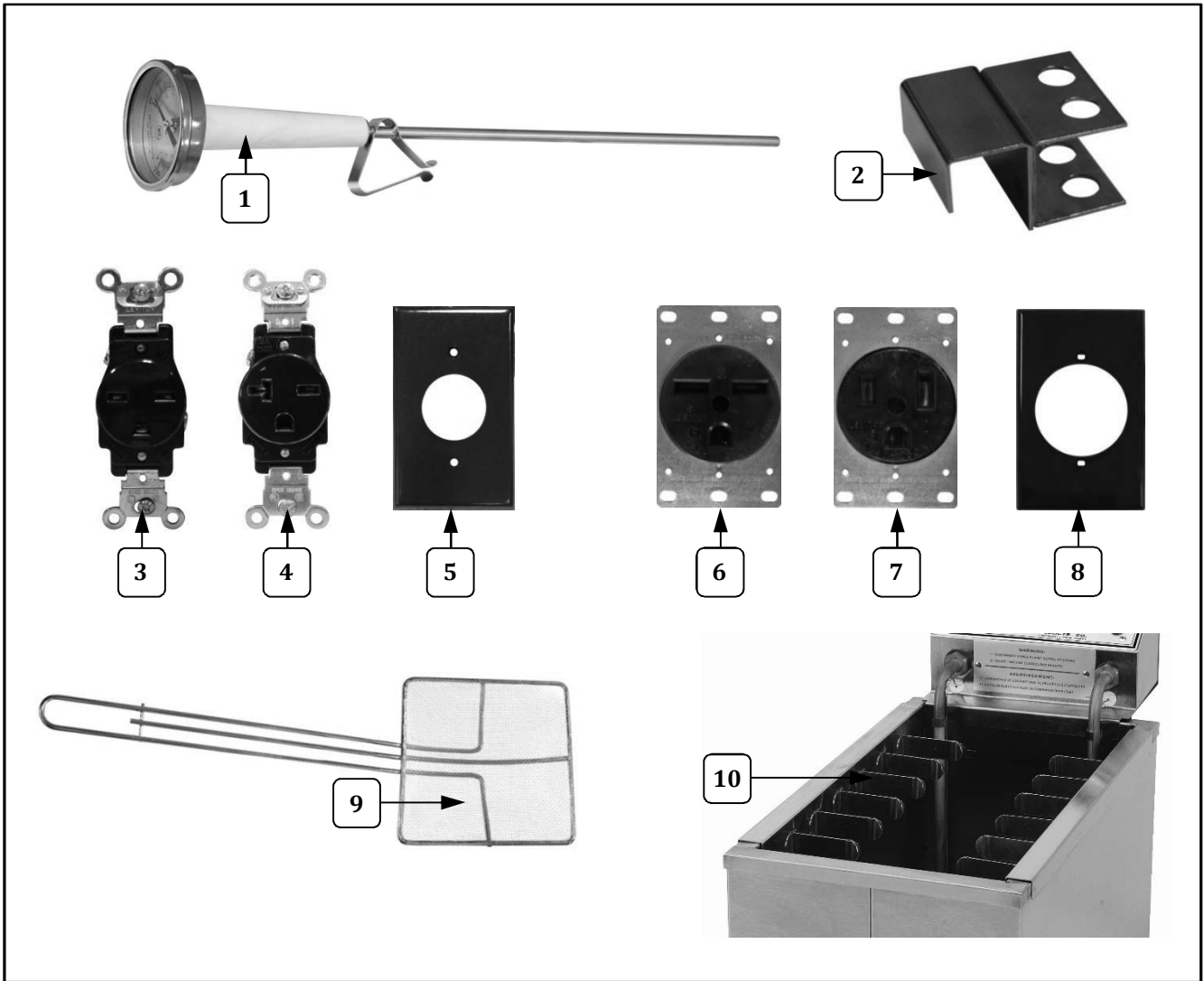
Accessories



Item	Part Description	Part Number										
		8047D	8048D	8049D	8050D	8051D	8066	8068	8068FL	8073	8073BF	8075
1	DIAL TYPE THERMOMETER	4300	4300	4300	4300	4300	4300	4300	4300	4300	4300	4300
2	THERMOMETER BRACKET	89843	89843	89843	89843	89843	89843	89843	89843	89843	89843	89843
3	RECEPTACLE (15A)		89107									
4	RECEPTACLE (20A)			89224								
5	COVER PLATE		47605	47605								
6	RECEPTACLE 6-30R 30A 250V				89318			89318	89318	89318	89318	
7	RECEPTACLE 6-50R 50A 250V						89830					89830
8	RECEPTACLE COVER				47377		47377	47377	47377	47377	47377	47377
9	FINE MESH SKIMMER										8055	
10	SKEWER CLIP ASSY	89103	89103					89103	89103			



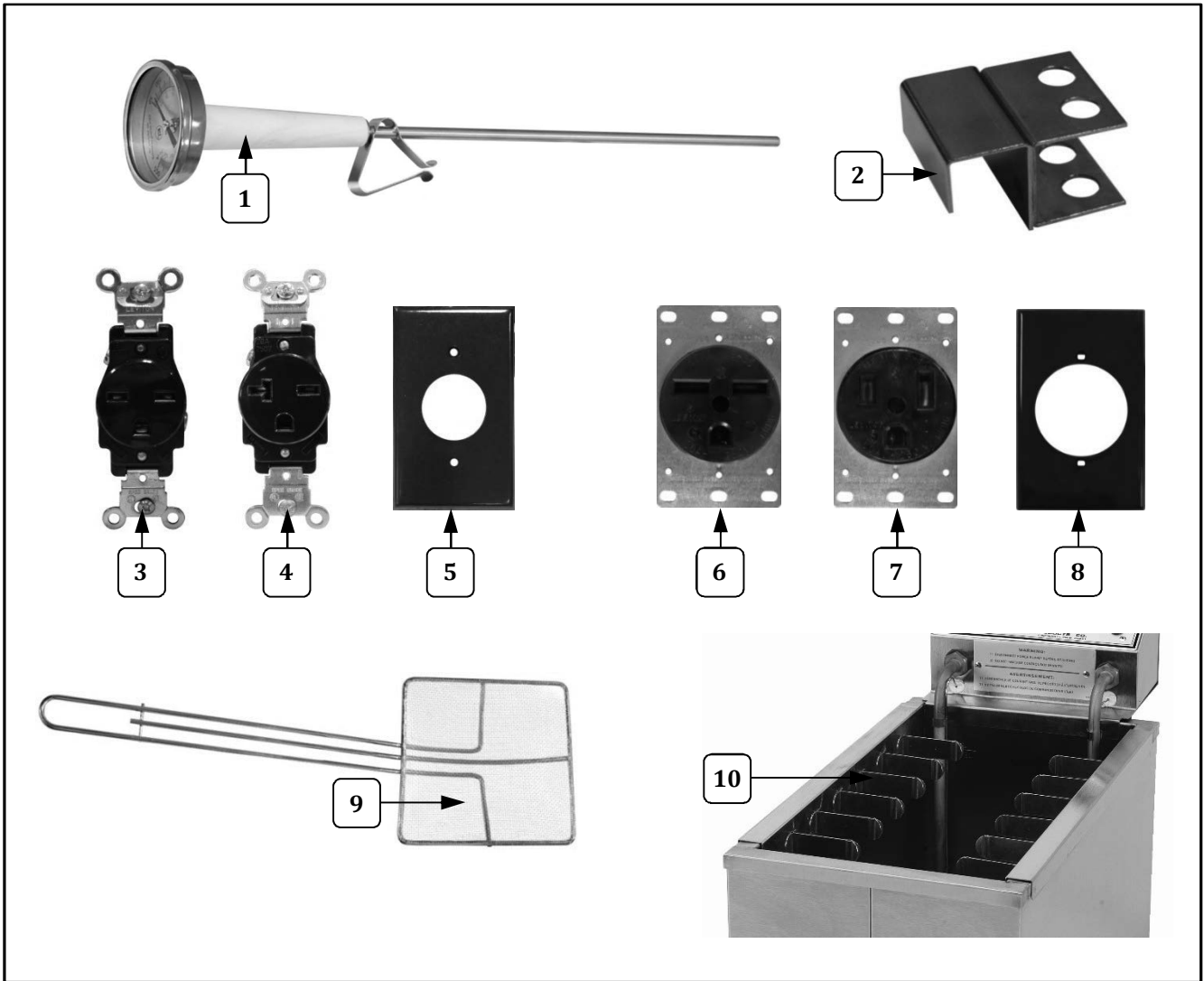
Accessories



Item	Part Description	Part Number										
		8047D	8048D	8049D	8050D	8051D	8066	8068	8068FL	8073	8073BF	8075
1	DIAL TYPE THERMOMETER	4300	4300	4300	4300	4300	4300	4300	4300	4300	4300	4300
2	THERMOMETER BRACKET	89843	89843	89843	89843	89843	89843	89843	89843	89843	89843	89843
3	RECEPTACLE (15A)		89107									
4	RECEPTACLE (20A)			89224								
5	COVER PLATE		47605	47605								
6	RECEPTACLE 6-30R 30A 250V				89318			89318	89318	89318	89318	
7	RECEPTACLE 6-50R 50A 250V						89830					89830
8	RECEPTACLE COVER				47377		47377	47377	47377	47377	47377	47377
9	FINE MESH SKIMMER										8055	
10	SKEWER CLIP ASSY	89103	89103					89103	89103			



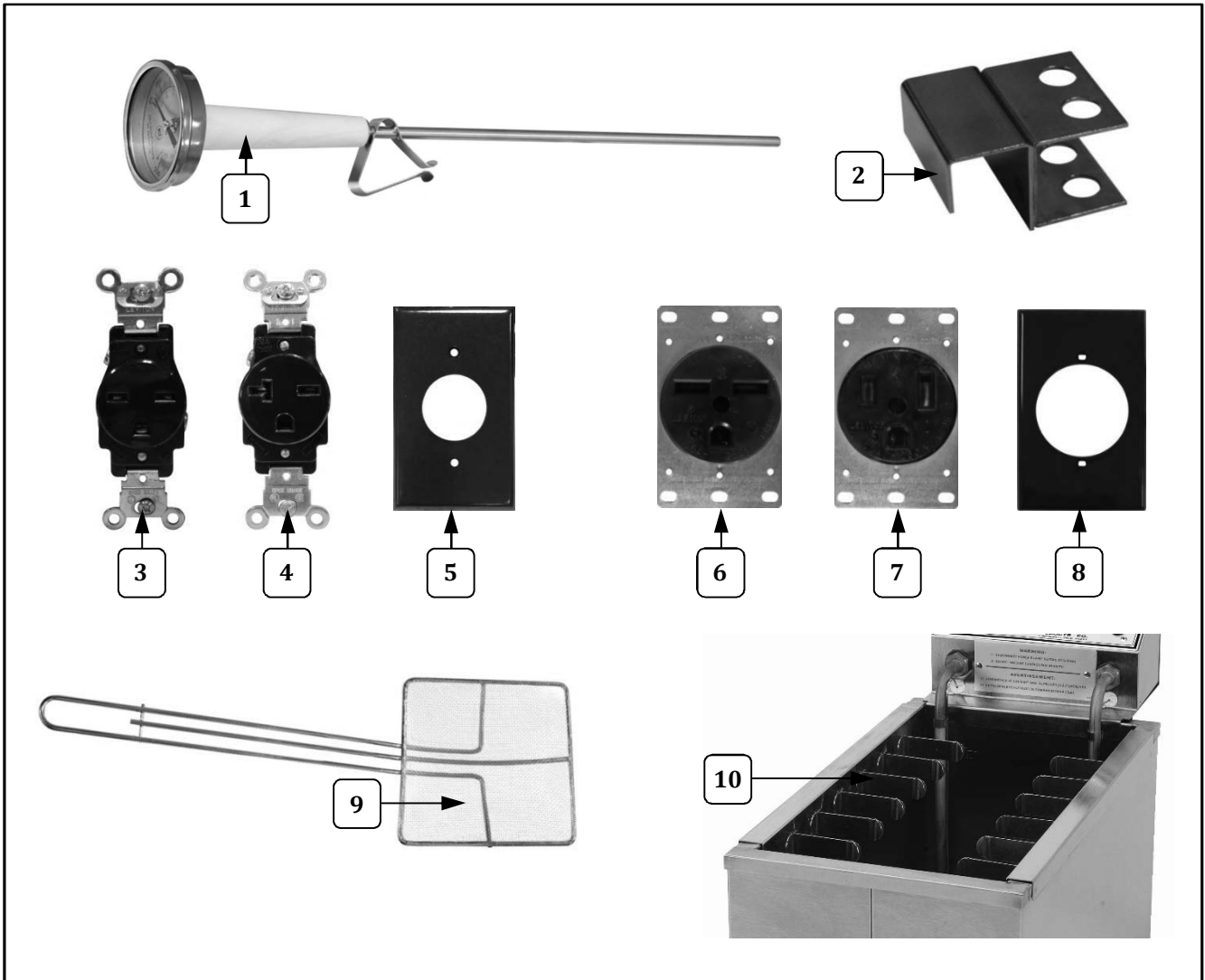
Accessories



Item	Part Description	Part Number										
		8047D	8048D	8049D	8050D	8051D	8066	8068	8068FL	8073	8073BF	8075
1	DIAL TYPE THERMOMETER	4300	4300	4300	4300	4300	4300	4300	4300	4300	4300	4300
2	THERMOMETER BRACKET	89843	89843	89843	89843	89843	89843	89843	89843	89843	89843	89843
3	RECEPTACLE (15A)		89107									
4	RECEPTACLE (20A)			89224								
5	COVER PLATE		47605	47605								
6	RECEPTACLE 6-30R 30A 250V				89318			89318	89318	89318	89318	
7	RECEPTACLE 6-50R 50A 250V						89830					89830
8	RECEPTACLE COVER				47377		47377	47377	47377	47377	47377	47377
9	FINE MESH SKIMMER										8055	
10	SKEWER CLIP ASSY	89103	89103					89103	89103			



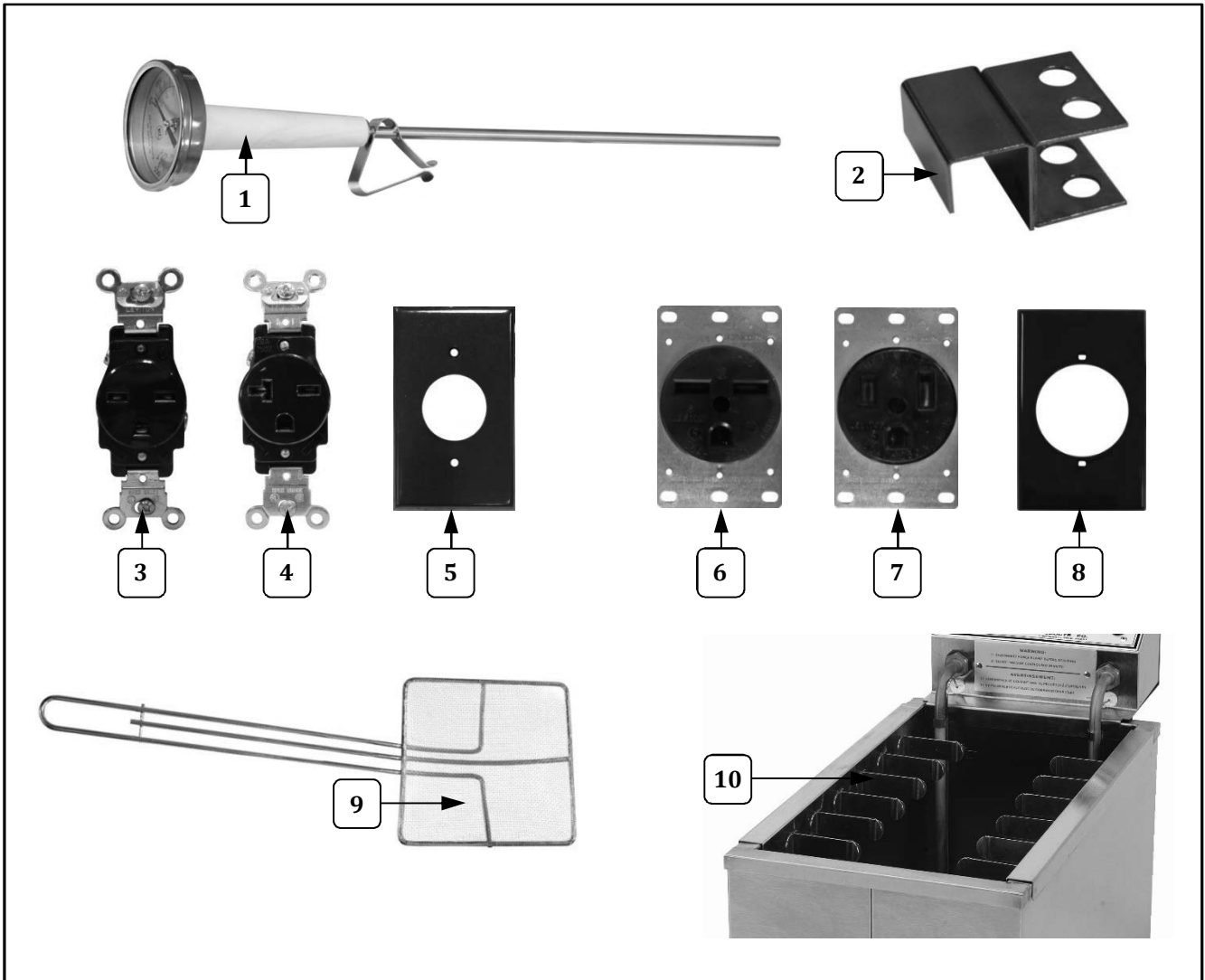
Accessories



Item	Part Description	Part Number										
		8047D	8048D	8049D	8050D	8051D	8066	8068	8068FL	8073	8073BF	8075
1	DIAL TYPE THERMOMETER	4300	4300	4300	4300	4300	4300	4300	4300	4300	4300	4300
2	THERMOMETER BRACKET	89843	89843	89843	89843	89843	89843	89843	89843	89843	89843	89843
3	RECEPTACLE (15A)		89107									
4	RECEPTACLE (20A)			89224								
5	COVER PLATE		47605	47605								
6	RECEPTACLE 6-30R 30A 250V				89318			89318	89318	89318	89318	
7	RECEPTACLE 6-50R 50A 250V						89830					89830
8	RECEPTACLE COVER				47377		47377	47377	47377	47377	47377	47377
9	FINE MESH SKIMMER										8055	
10	SKEWER CLIP ASSY	89103	89103					89103	89103			



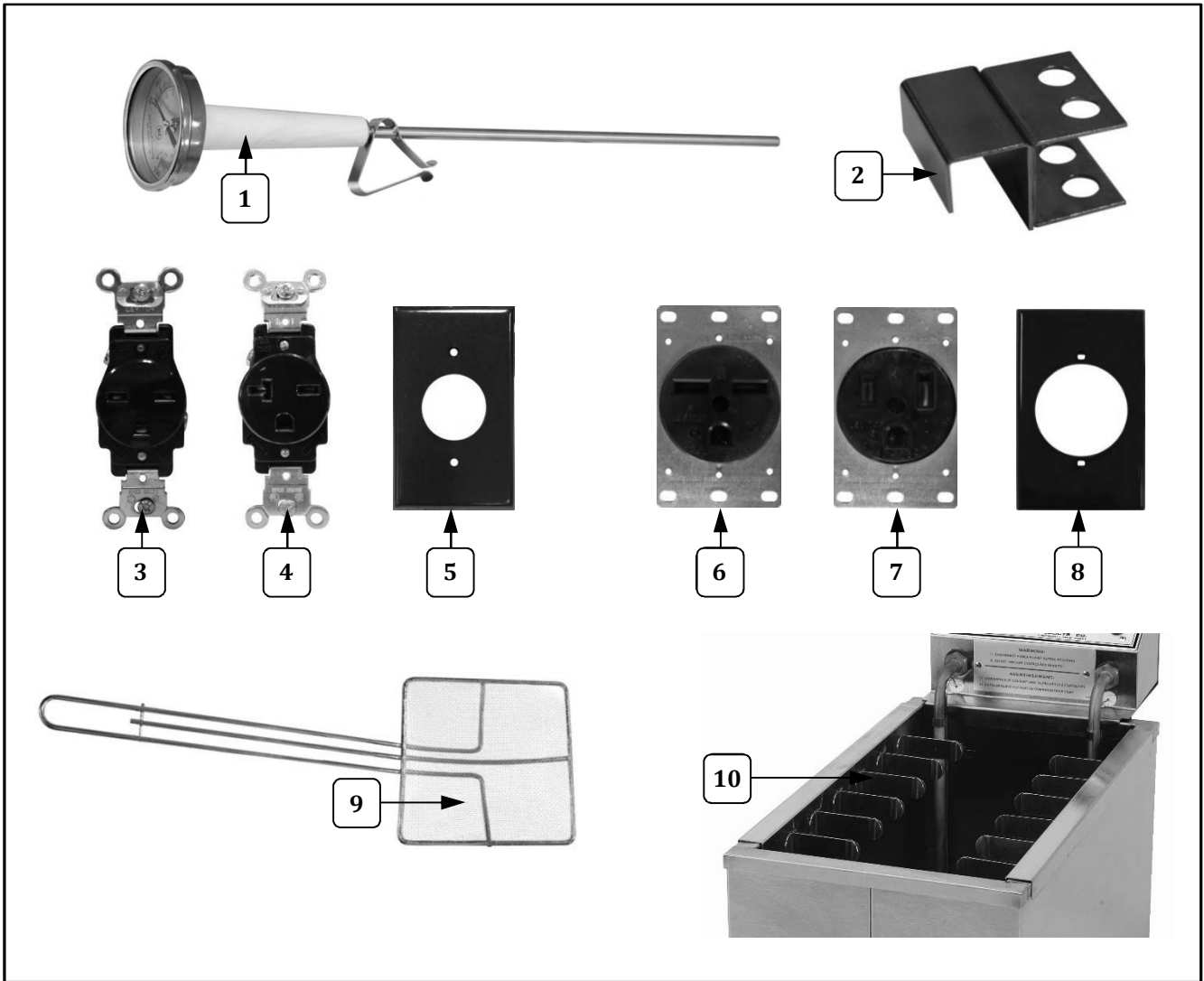
Accessories



Item	Part Description	Part Number										
		8047D	8048D	8049D	8050D	8051D	8066	8068	8068FL	8073	8073BF	8075
1	DIAL TYPE THERMOMETER	4300	4300	4300	4300	4300	4300	4300	4300	4300	4300	4300
2	THERMOMETER BRACKET	89843	89843	89843	89843	89843	89843	89843	89843	89843	89843	89843
3	RECEPTACLE (15A)		89107									
4	RECEPTACLE (20A)			89224								
5	COVER PLATE		47605	47605								
6	RECEPTACLE 6-30R 30A 250V				89318			89318	89318	89318	89318	
7	RECEPTACLE 6-50R 50A 250V						89830					89830
8	RECEPTACLE COVER				47377		47377	47377	47377	47377	47377	47377
9	FINE MESH SKIMMER										8055	
10	SKEWER CLIP ASSY	89103	89103					89103	89103			



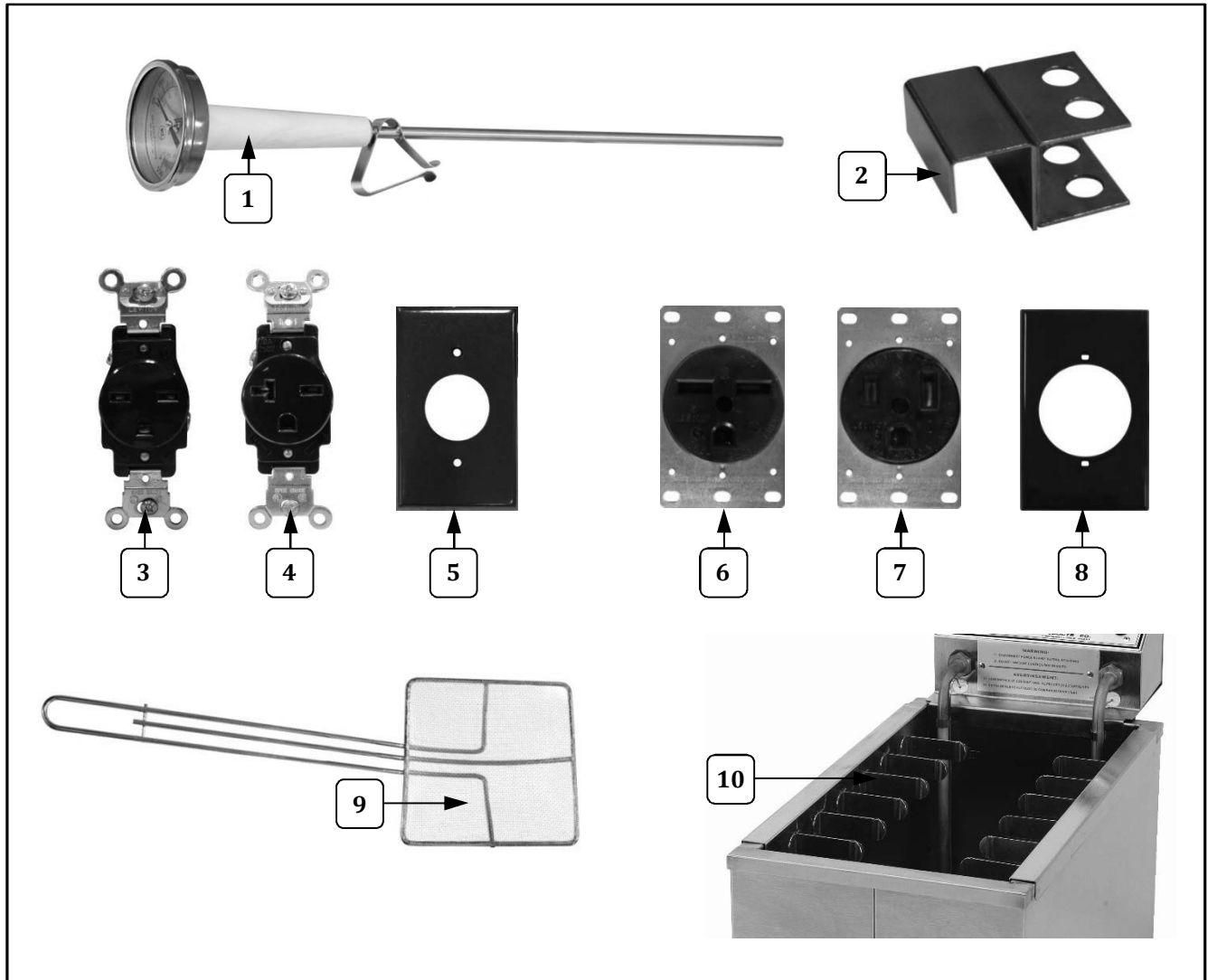
Accessories



Item	Part Description	Part Number										
		8047D	8048D	8049D	8050D	8051D	8066	8068	8068FL	8073	8073BF	8075
1	DIAL TYPE THERMOMETER	4300	4300	4300	4300	4300	4300	4300	4300	4300	4300	4300
2	THERMOMETER BRACKET	89843	89843	89843	89843	89843	89843	89843	89843	89843	89843	89843
3	RECEPTACLE (15A)		89107									
4	RECEPTACLE (20A)			89224								
5	COVER PLATE		47605	47605								
6	RECEPTACLE 6-30R 30A 250V				89318			89318	89318	89318	89318	
7	RECEPTACLE 6-50R 50A 250V						89830					89830
8	RECEPTACLE COVER				47377		47377	47377	47377	47377	47377	47377
9	FINE MESH SKIMMER										8055	
10	SKEWER CLIP ASSY	89103	89103					89103	89103			



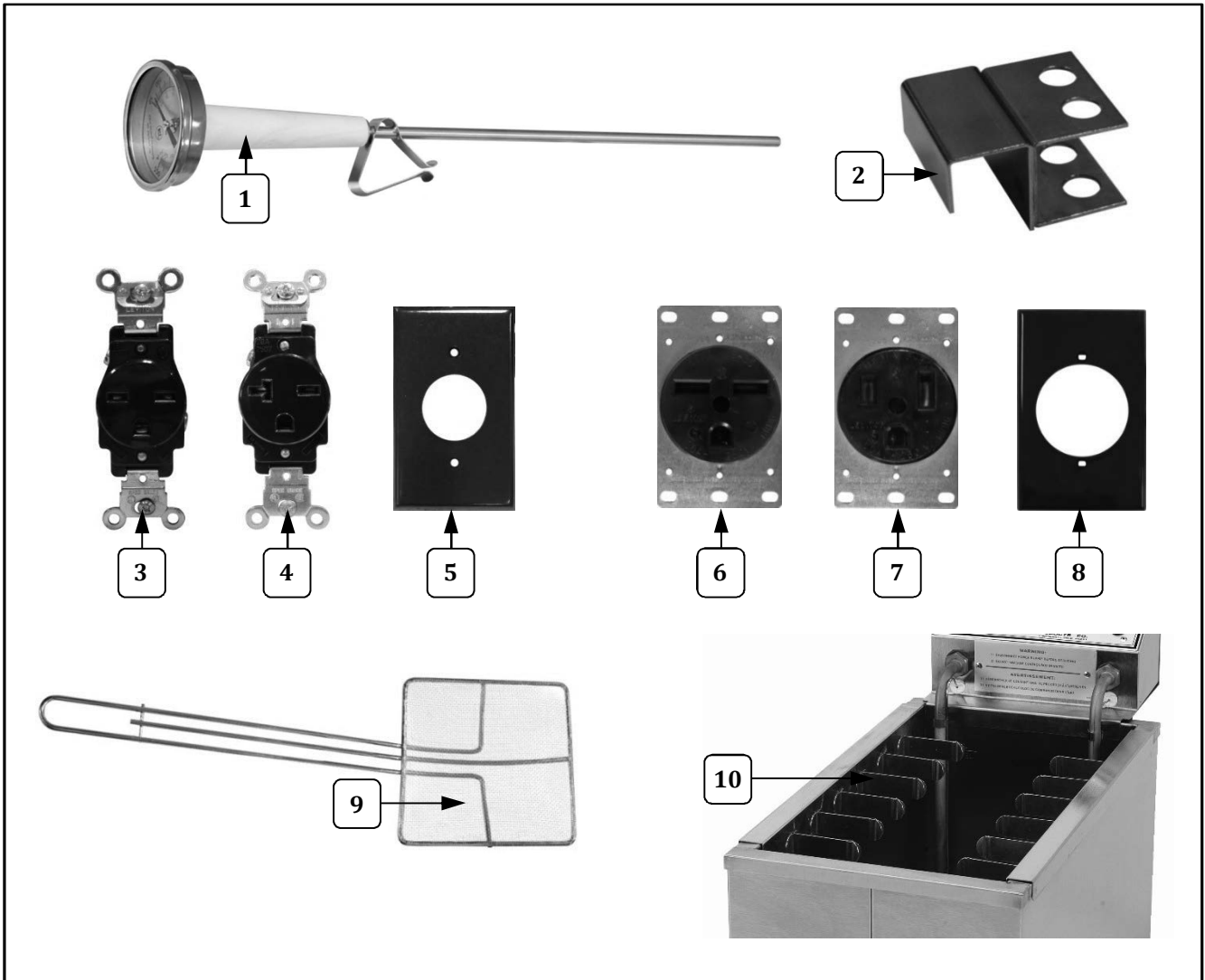
Accessories



Item	Part Description	Part Number										
		8047D	8048D	8049D	8050D	8051D	8066	8068	8068FL	8073	8073BF	8075
1	DIAL TYPE THERMOMETER	4300	4300	4300	4300	4300	4300	4300	4300	4300	4300	4300
2	THERMOMETER BRACKET	89843	89843	89843	89843	89843	89843	89843	89843	89843	89843	89843
3	RECEPTACLE (15A)		89107									
4	RECEPTACLE (20A)			89224								
5	COVER PLATE		47605	47605								
6	RECEPTACLE 6-30R 30A 250V				89318			89318	89318	89318	89318	
7	RECEPTACLE 6-50R 50A 250V						89830					89830
8	RECEPTACLE COVER				47377		47377	47377	47377	47377	47377	47377
9	FINE MESH SKIMMER										8055	
10	SKEWER CLIP ASSY	89103	89103					89103	89103			



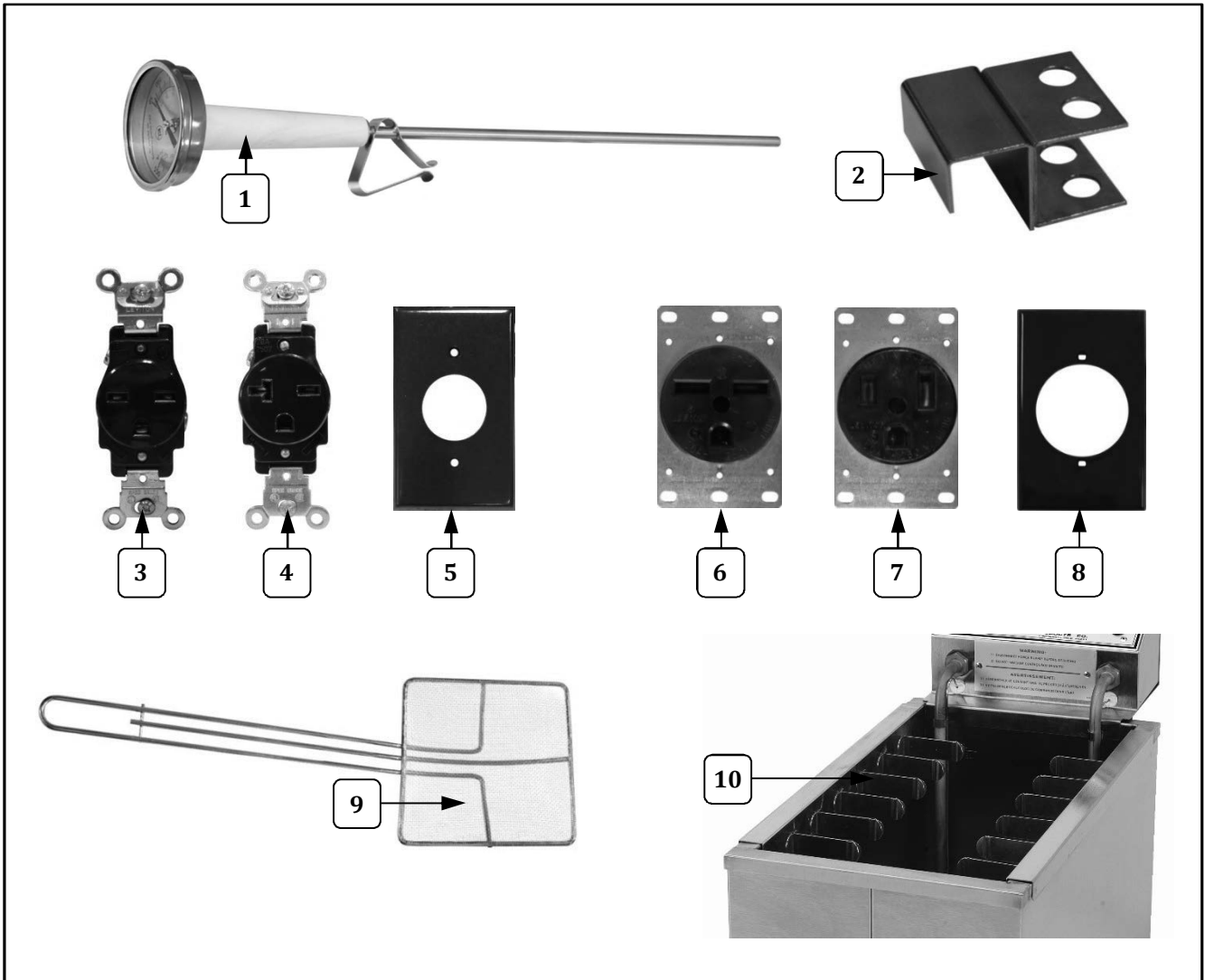
Accessories



Item	Part Description	Part Number										
		8047D	8048D	8049D	8050D	8051D	8066	8068	8068FL	8073	8073BF	8075
1	DIAL TYPE THERMOMETER	4300	4300	4300	4300	4300	4300	4300	4300	4300	4300	4300
2	THERMOMETER BRACKET	89843	89843	89843	89843	89843	89843	89843	89843	89843	89843	89843
3	RECEPTACLE (15A)		89107									
4	RECEPTACLE (20A)			89224								
5	COVER PLATE		47605	47605								
6	RECEPTACLE 6-30R 30A 250V				89318			89318	89318	89318	89318	
7	RECEPTACLE 6-50R 50A 250V						89830					89830
8	RECEPTACLE COVER				47377		47377	47377	47377	47377	47377	47377
9	FINE MESH SKIMMER										8055	
10	SKEWER CLIP ASSY	89103	89103					89103	89103			



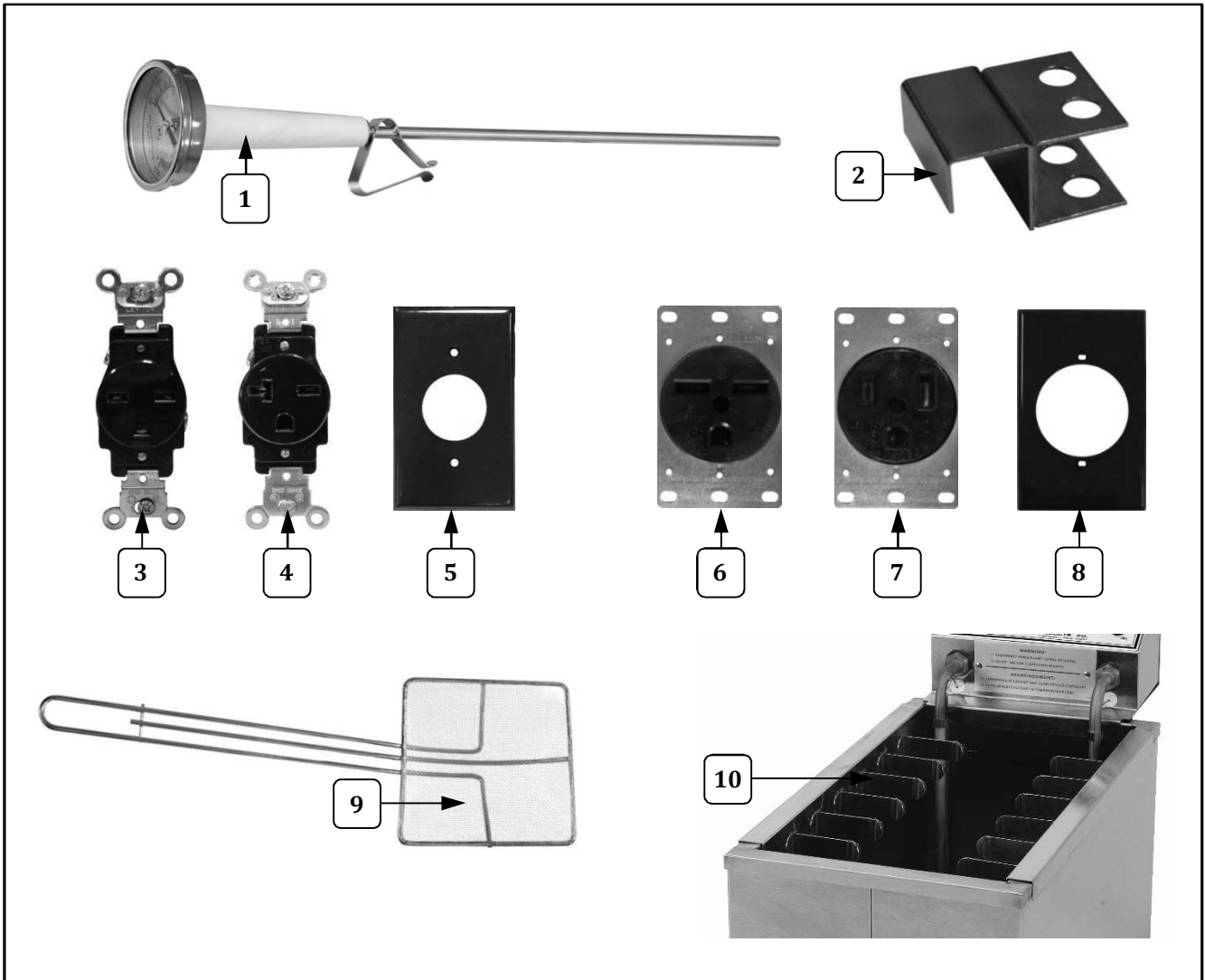
Accessories



Item	Part Description	Part Number										
		8047D	8048D	8049D	8050D	8051D	8066	8068	8068FL	8073	8073BF	8075
1	DIAL TYPE THERMOMETER	4300	4300	4300	4300	4300	4300	4300	4300	4300	4300	4300
2	THERMOMETER BRACKET	89843	89843	89843	89843	89843	89843	89843	89843	89843	89843	89843
3	RECEPTACLE (15A)		89107									
4	RECEPTACLE (20A)			89224								
5	COVER PLATE		47605	47605								
6	RECEPTACLE 6-30R 30A 250V				89318			89318	89318	89318	89318	
7	RECEPTACLE 6-50R 50A 250V						89830					89830
8	RECEPTACLE COVER				47377		47377	47377	47377	47377	47377	47377
9	FINE MESH SKIMMER										8055	
10	SKEWER CLIP ASSY	89103	89103					89103	89103			



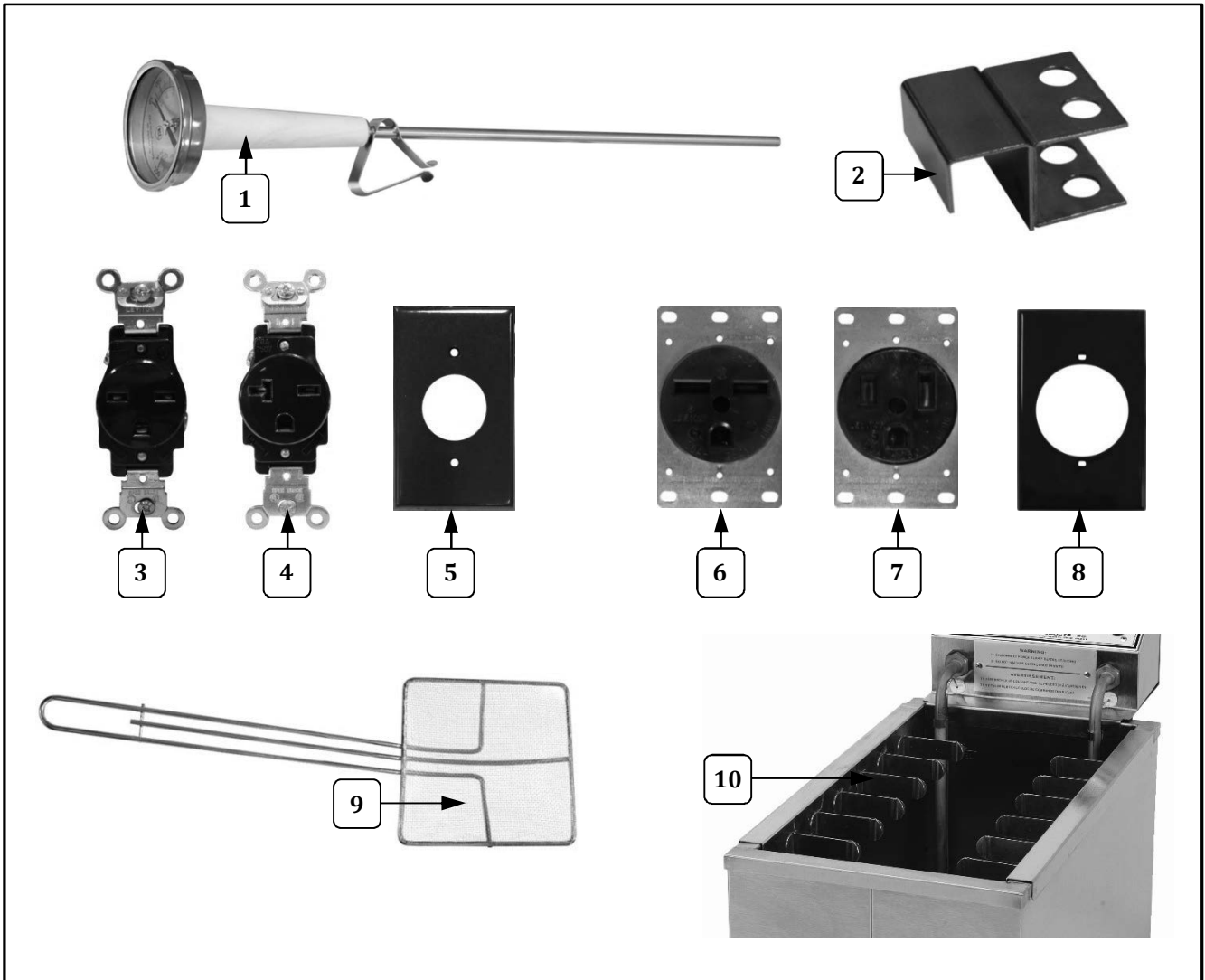
Accessories



Item	Part Description	Part Number										
		8047D	8048D	8049D	8050D	8051D	8066	8068	8068FL	8073	8073BF	8075
1	DIAL TYPE THERMOMETER	4300	4300	4300	4300	4300	4300	4300	4300	4300	4300	4300
2	THERMOMETER BRACKET	89843	89843	89843	89843	89843	89843	89843	89843	89843	89843	89843
3	RECEPTACLE (15A)		89107									
4	RECEPTACLE (20A)			89224								
5	COVER PLATE		47605	47605								
6	RECEPTACLE 6-30R 30A 250V				89318			89318	89318	89318	89318	
7	RECEPTACLE 6-50R 50A 250V						89830					89830
8	RECEPTACLE COVER				47377		47377	47377	47377	47377	47377	47377
9	FINE MESH SKIMMER										8055	
10	SKEWER CLIP ASSY	89103	89103					89103	89103			



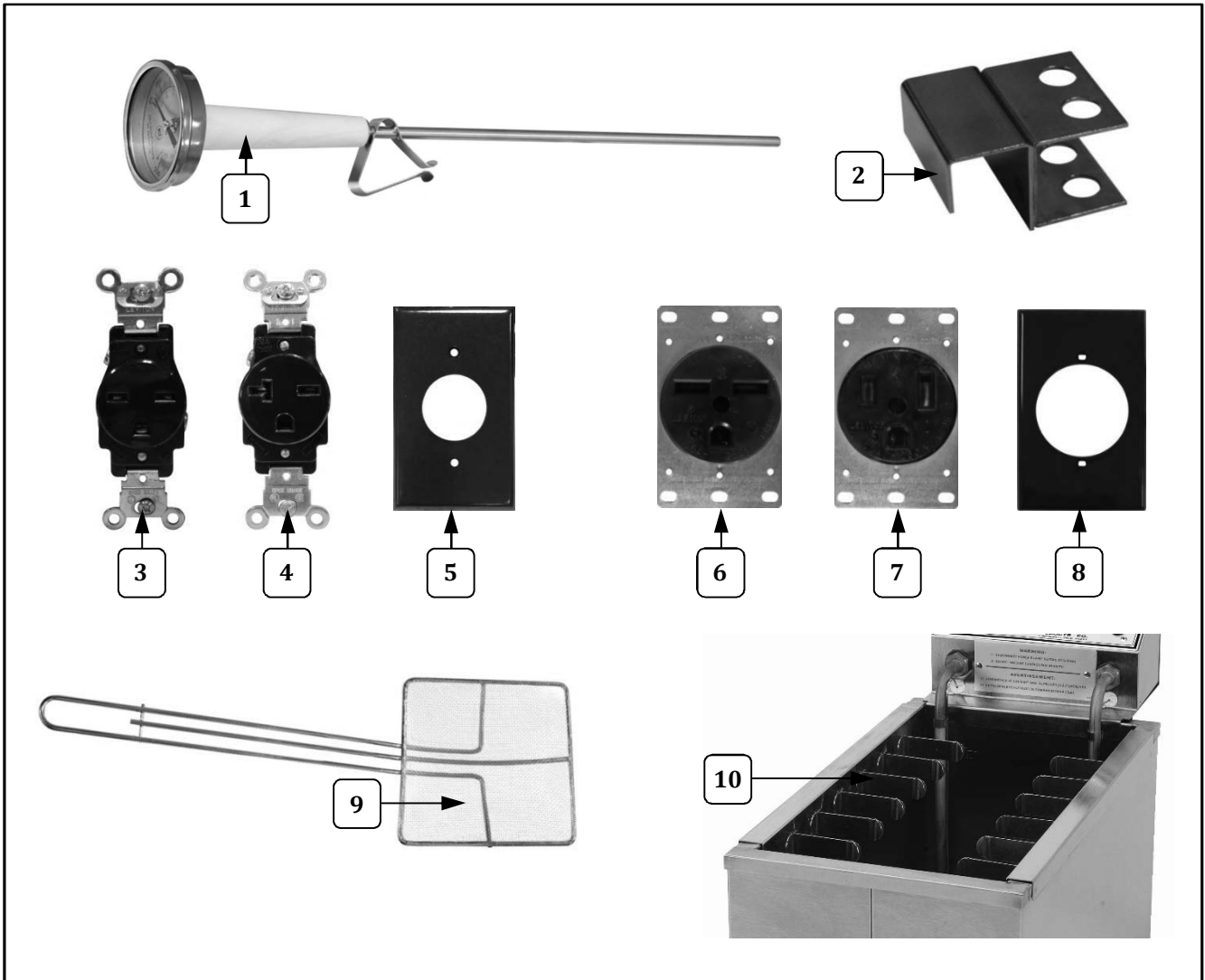
Accessories



Item	Part Description	Part Number										
		8047D	8048D	8049D	8050D	8051D	8066	8068	8068FL	8073	8073BF	8075
1	DIAL TYPE THERMOMETER	4300	4300	4300	4300	4300	4300	4300	4300	4300	4300	4300
2	THERMOMETER BRACKET	89843	89843	89843	89843	89843	89843	89843	89843	89843	89843	89843
3	RECEPTACLE (15A)		89107									
4	RECEPTACLE (20A)			89224								
5	COVER PLATE		47605	47605								
6	RECEPTACLE 6-30R 30A 250V				89318			89318	89318	89318	89318	
7	RECEPTACLE 6-50R 50A 250V						89830					89830
8	RECEPTACLE COVER				47377		47377	47377	47377	47377	47377	47377
9	FINE MESH SKIMMER										8055	
10	SKEWER CLIP ASSY	89103	89103					89103	89103			



Accessories



Item	Part Description	Part Number										
		8047D	8048D	8049D	8050D	8051D	8066	8068	8068FL	8073	8073BF	8075
1	DIAL TYPE THERMOMETER	4300	4300	4300	4300	4300	4300	4300	4300	4300	4300	4300
2	THERMOMETER BRACKET	89843	89843	89843	89843	89843	89843	89843	89843	89843	89843	89843
3	RECEPTACLE (15A)		89107									
4	RECEPTACLE (20A)			89224								
5	COVER PLATE		47605	47605								
6	RECEPTACLE 6-30R 30A 250V				89318			89318	89318	89318	89318	
7	RECEPTACLE 6-50R 50A 250V						89830					89830
8	RECEPTACLE COVER				47377		47377	47377	47377	47377	47377	47377
9	FINE MESH SKIMMER										8055	
10	SKEWER CLIP ASSY	89103	89103					89103	89103			