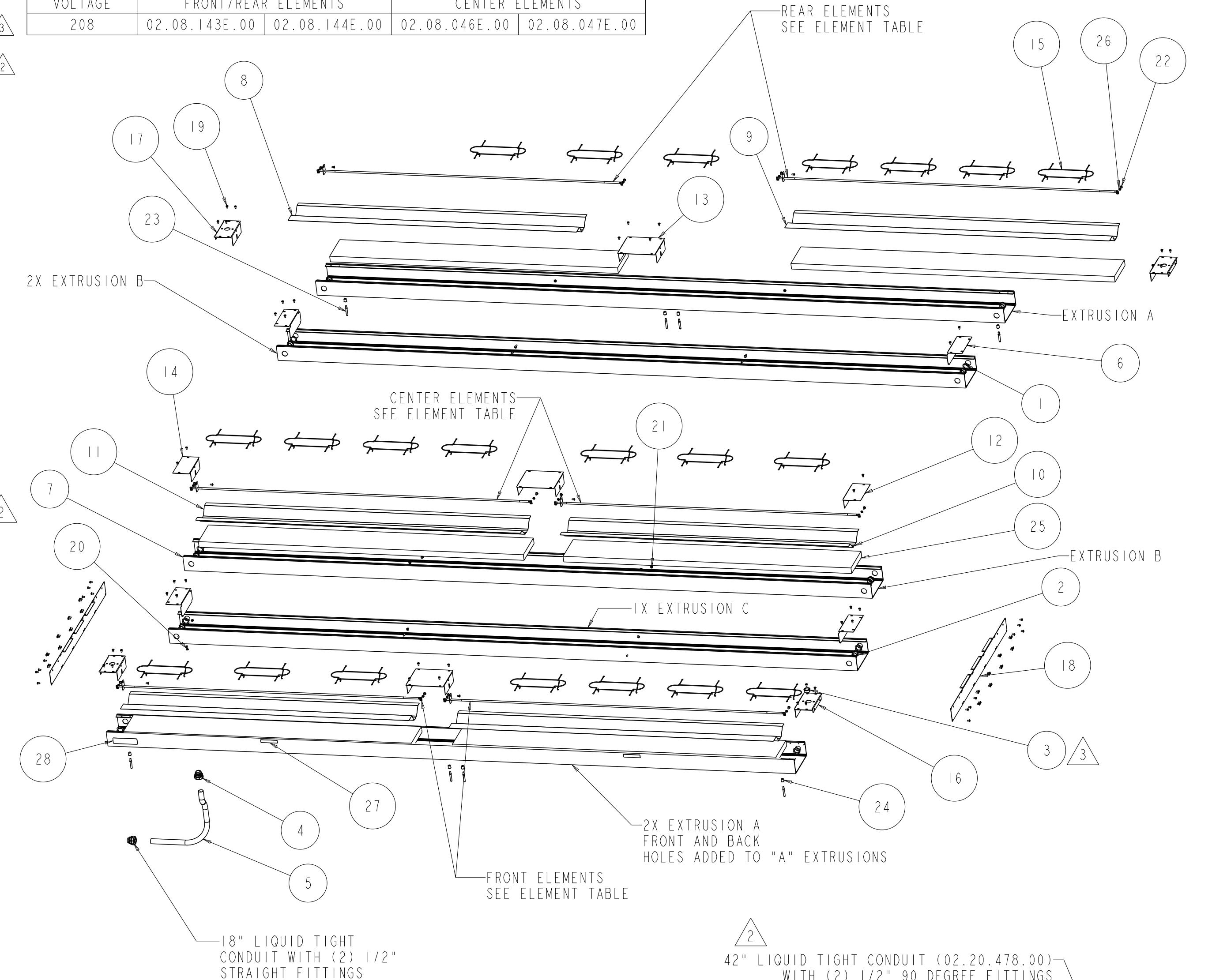
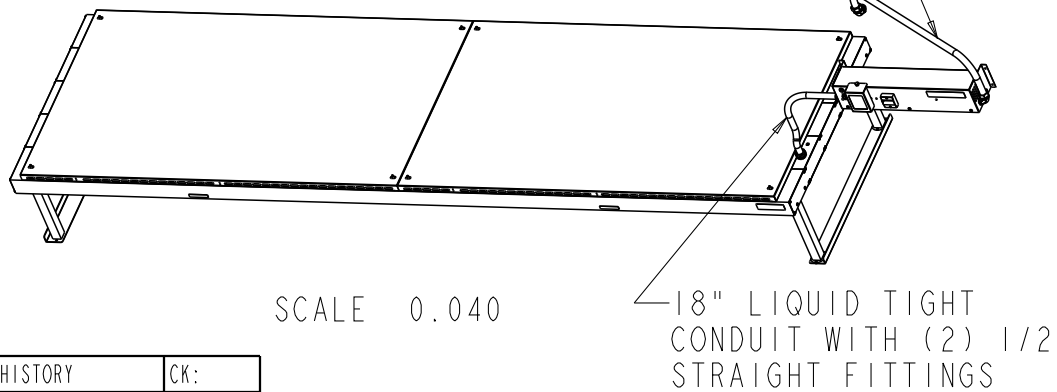
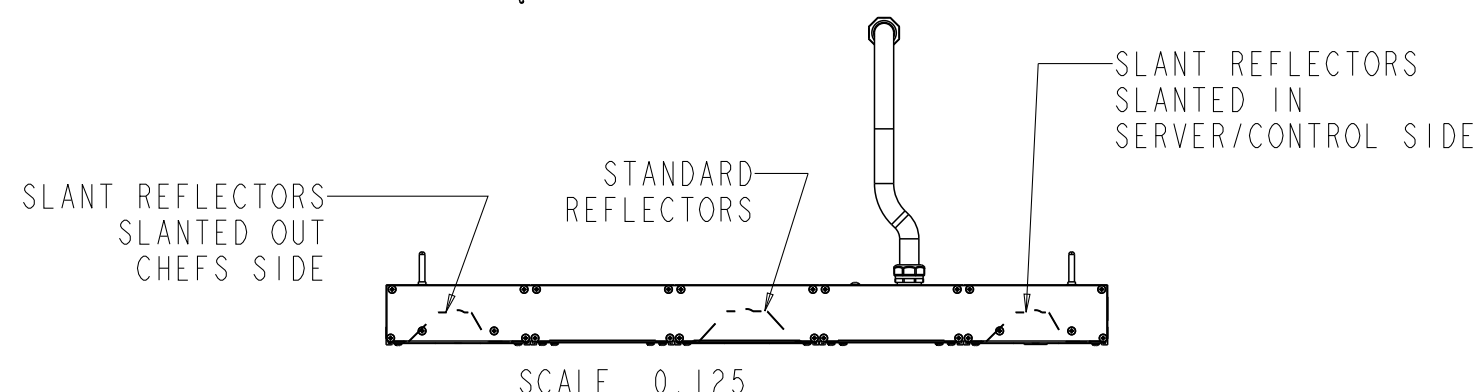
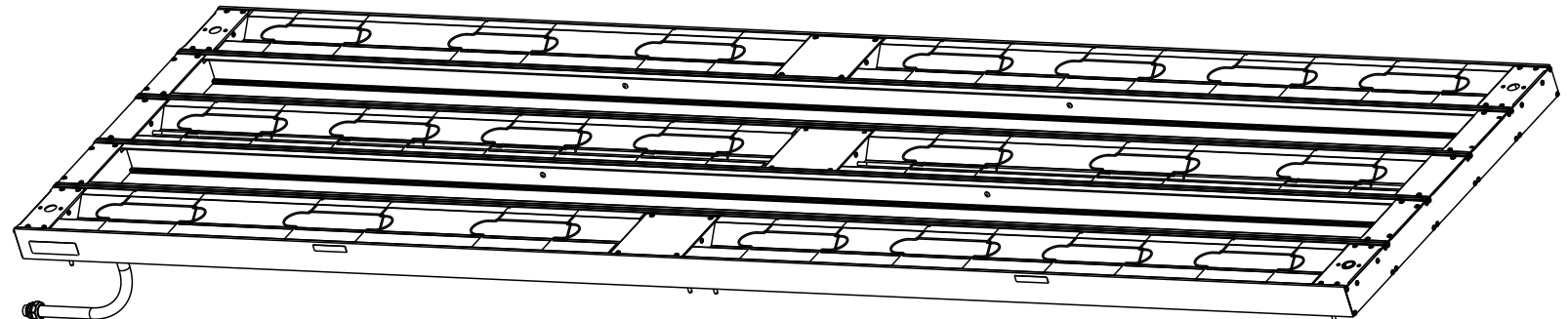


ITEM	DESCRIPTION	PART NUMBER	QTY
1	1/2 IN CONDUIT LOCKNUT	02.20.009.00	8
2	1/2 IN CHASE NIPPLE	02.20.010A.00	8
3	SNAP BUSHING 7/8"	02.20.203.00	1
4	1/2" STRAIGHT CONN, LIQUID TIGHT	02.20.460.00	2
5	CONDUIT, LIQUID-TIGHT, 1/2" X 18" LONG	02.20.479.00	1
6	END COVER, WIRE WAY, 6IN EXT.	04.08.053.00	4
7	6" ALUMINUM EXT. FOR CONFIG. GRAD	04.09.001.00	5
8	GR54 SLANT REFLECTOR	04.37.007.00	2
9	GR60 SLANT REFLECTOR	04.37.008.00	2
10	GR54 STANDARD REFLECTOR 3.0" COVER	04.37.047.00	1
11	GR60 STANDARD REFLECTOR 3.0" COVER	04.37.048.00	1
12	END COVER 3.000" SUPPORT	04.37.071.00	1
13	END COVER, 6.250" TANDEM, .260 ELEMENT	04.37.080.00	3
14	END COVER 2.813", MOUNTING	04.37.084.00	1
15	WIRE GUARD, .260 DIA. ELEMENT, PLATED	04.37.100.00	21
16	END COVER, .260 ELEMENT SUPPORT, 3"	04.37.193.00	2
17	END COVER, .260 ELEMENT MOUNTING, 2.813"	04.37.194.00	2
18	END PLT, 30", WIDE LEGS	04.37.195.00	2
19	SC PLT 8-32 X 5/16 PH PN	05.04.005.00	96
20	SC PLT 8-32X5/8 PH TR TCS TP T	05.04.011.00	9
21	NUT, PLT, 8-32 KEPS NUT	05.04.023.00	10
22	SC PLT 10-32X5/16 NI PH PN	05.04.074.00	12
23	PIN-DIVIDER LOCATING, 1/4-20, PLT	05.04.150.00	8
24	NUT, ALUM, 1/4-20 TRIC-NUT	05.04.597.00	8
25	INSULATION, TRS 10, 1-1/2" X 6" WIDE ROLL	05.05.059.00	6
26	WASHER, HELICAL SPRING LOCK NO.10	05.11.017.00	12
27	LABEL, CAUTION HOT, BLACK/SILVER	07.03.018.00	4
28	LABEL, REQUIRED SPACING	07.03.842.00	1

ELEMENT TABLE				
VOLTAGE	FRONT/REAR ELEMENTS		CENTER ELEMENTS	
208	02.08.143E.00	02.08.144E.00	02.08.046E.00	02.08.047E.00



- NOTES:
- 1) SEE SHEET 3 FOR EXTRUSION DETAILS
  - 2) CUT INSULATION TO FIT.
  - 3) DRILL & SECURE EXTRUSIONS TOGETHER WITH 05.04.011.00 SCREW AND 05.04.023.00, 2 SPOTS EACH, SCREWS TO THE EXPOSED SIDE.
  - 4) NOTE THE ELEMENTS ARE STAGGERED.



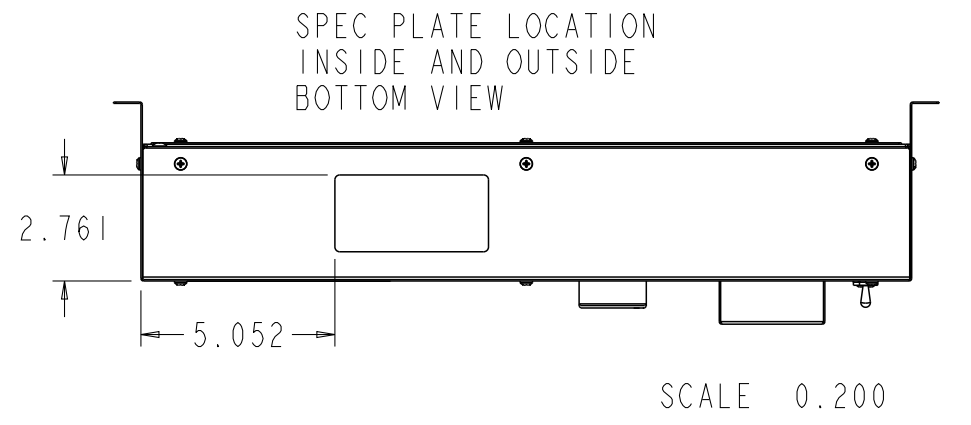
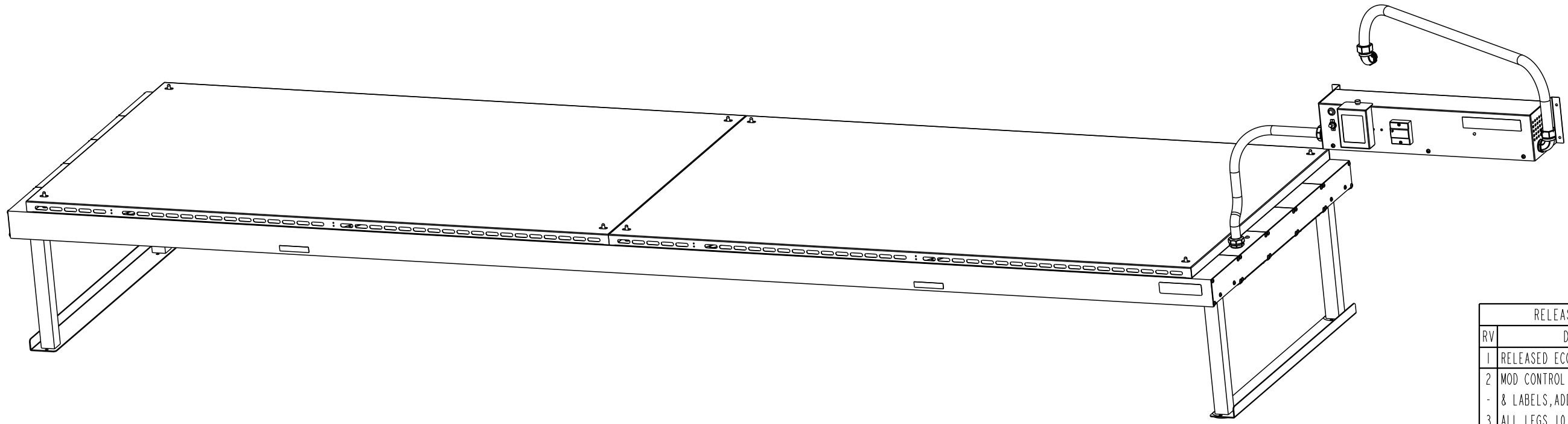
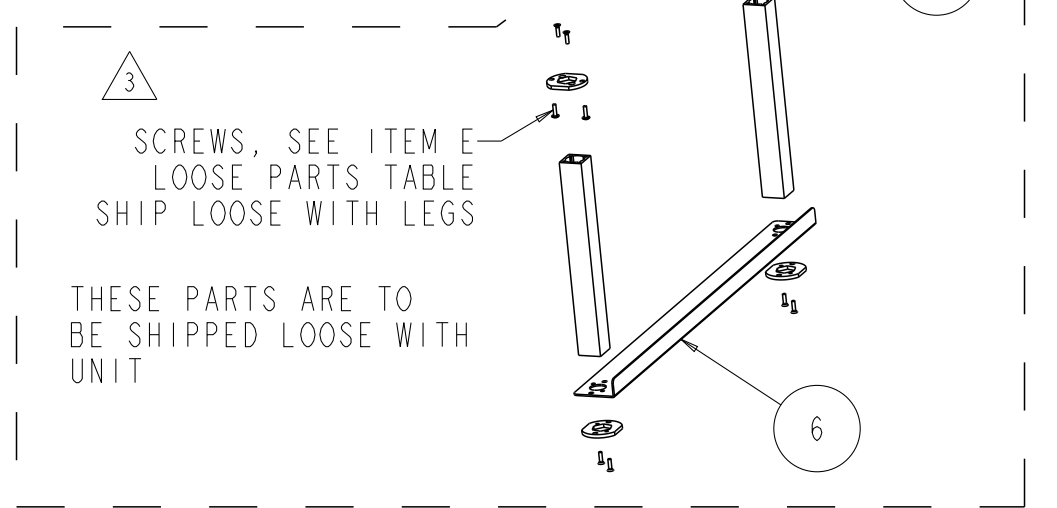
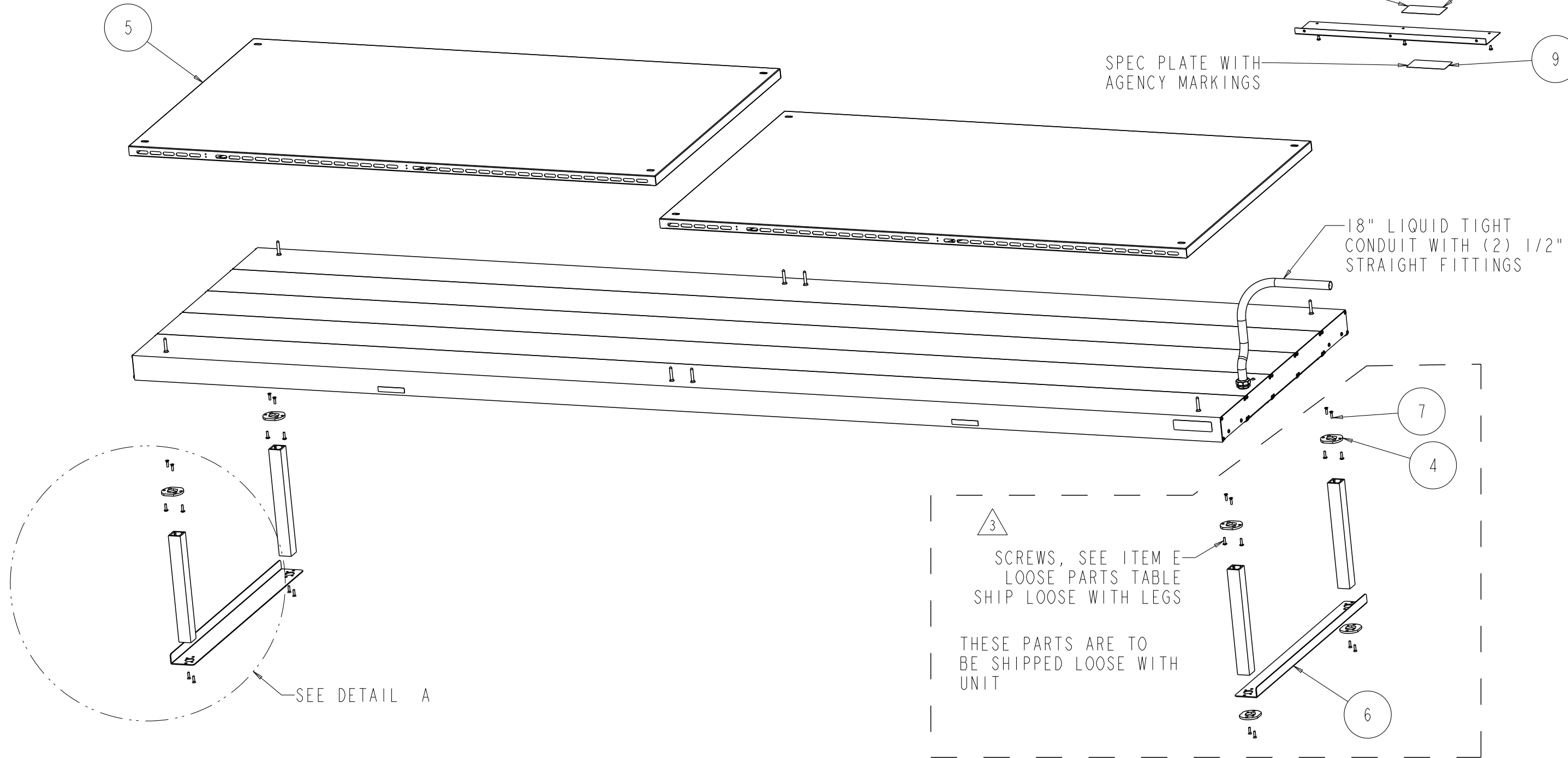
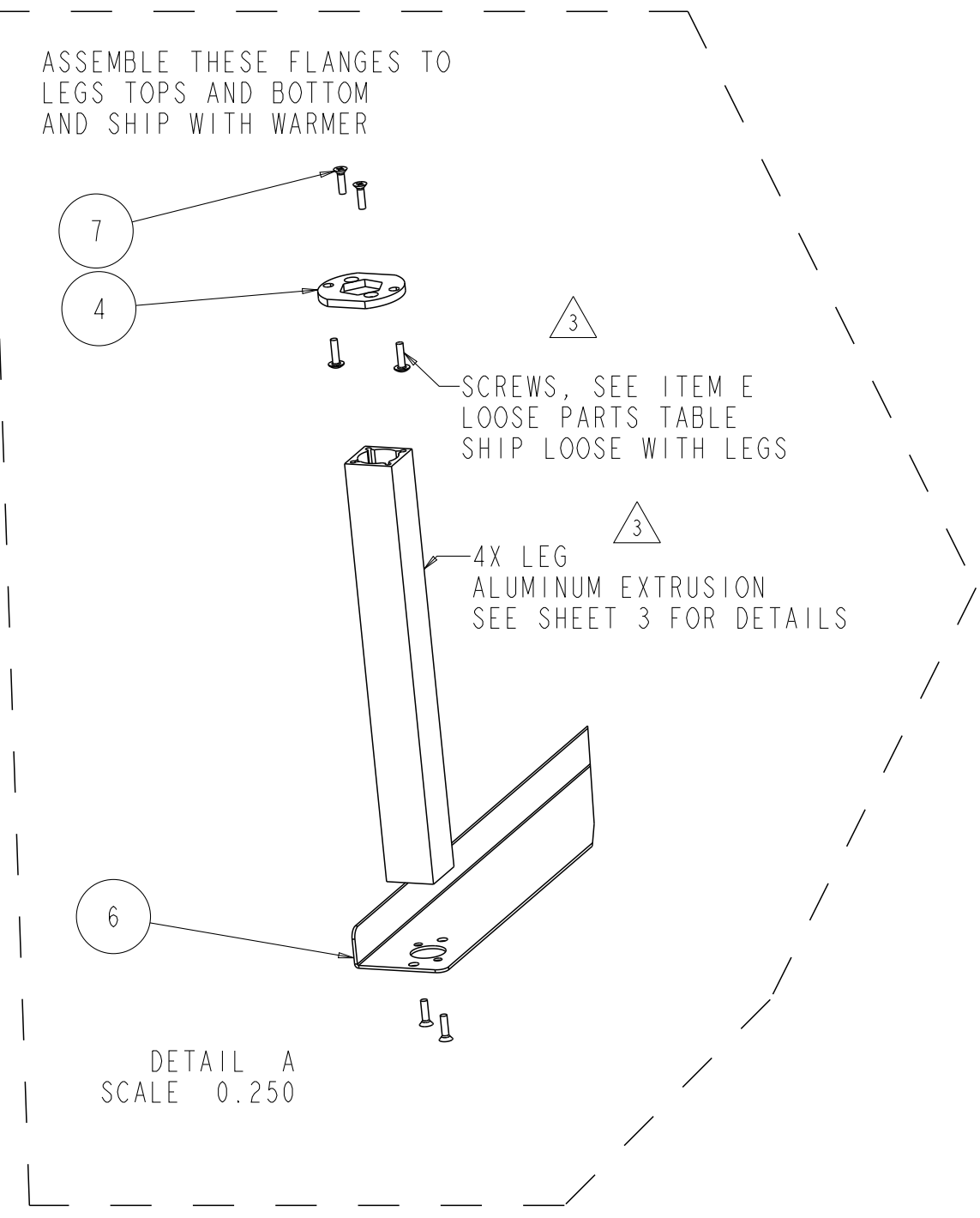
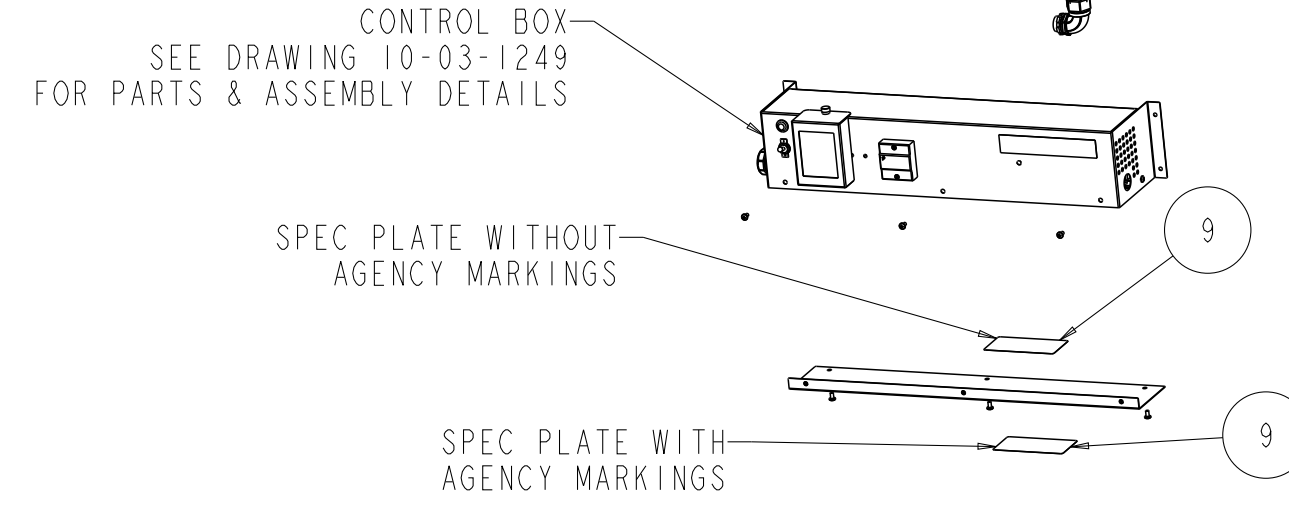
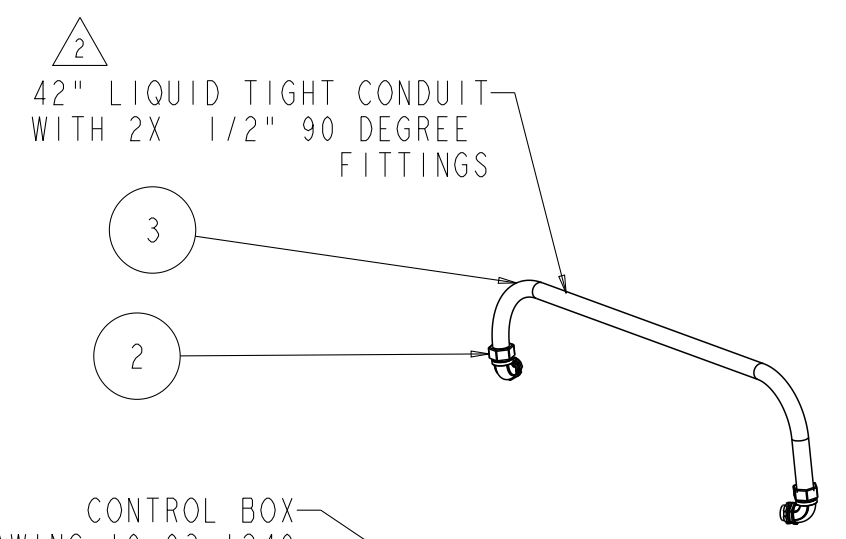
SEE 10-01-1134 FOR WIRING DIAGRAM  
 SEE 10-02-1370 FOR CONSTRUCTION DRAWING  
 SEE 10-03-1249 FOR CONTROL ASSEMBLY DRAWING  
 SEE SHEET 3 FOR EXTRUSION DETAILS

RELEASE AND REVISION HISTORY				CK:	UNLESS OTHERWISE SPECIFIED DIMS ARE IN INCHES TOL ON ANGLE ±2.0° 2 PL ±0.02 3 PL ±0.016 HOLE SIZES: +.005/- .002	HATCO CORP., MILWAUKEE, WI
RV	DESCRIPTION	DATE	ENG	RB		
1	RELEASED ECO.#24779	7-16-14	MEG	WEM	THIS PRINT IS NOT TO BE REPRODUCED WITHOUT PERMISSION OF HATCO CORP.	DESCRIPTION GRAH-114T, CRACKER BARREL, ASSEMBLY
2	MOD CONTROL BOX, CONDUIT PARTS & LABELS, ADD LEVER NUT, ECO.#24841	8-6-14	MEG	WEM		
3	ALL LEGS 10.817, ADD FLANGE, SCREWS & BUSHING, ECO.#24917	9-9-14	MEG	WEM		
4	50K WAS 10K, ECO.#28078	4-11-17	BEW	WEM		
Released					PART NUMBER N/A	DRAWING NUMBER 10-03-1183
					SCALE: 0.075	PROJ: 715301
					SHEET 1 OF 3	

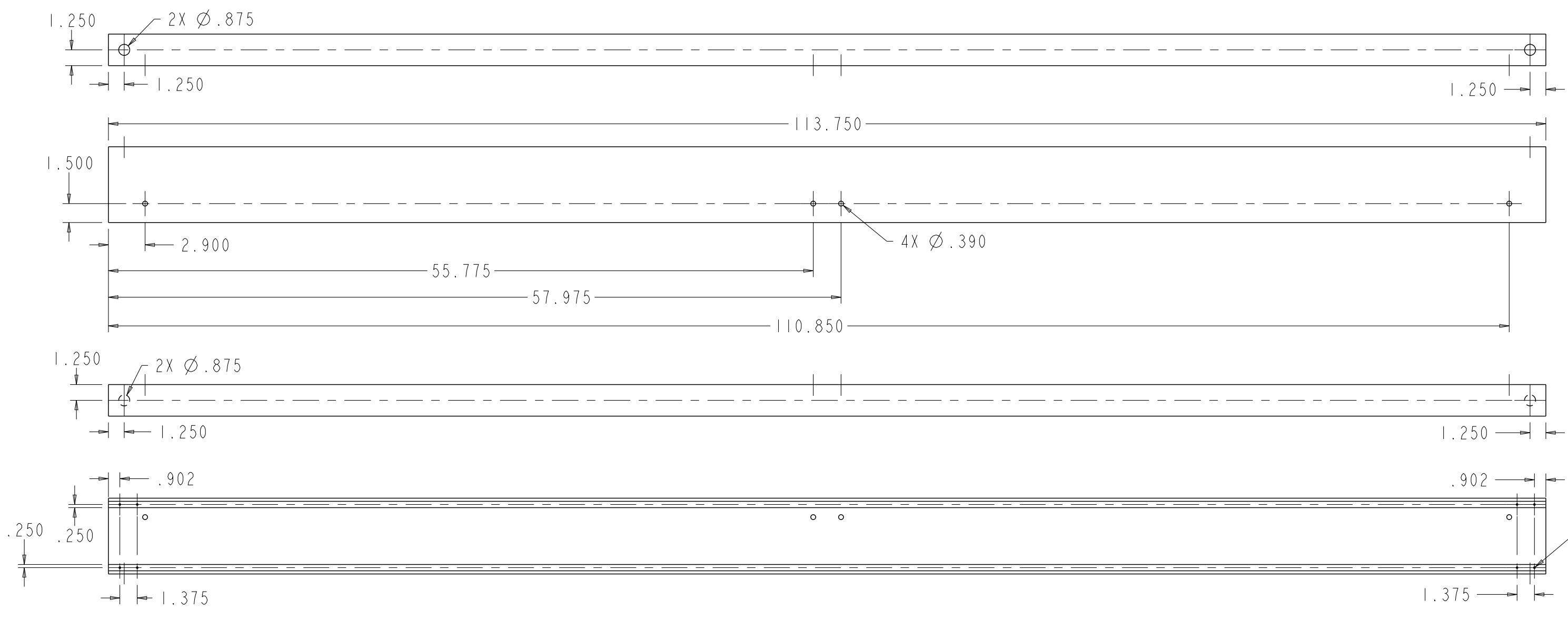
ITEM	DESCRIPTION	PART NUMBER	QTY
1	SNAP BUSHING 7/8"	02.20.203.00	1
2	1/2" 90 DEG. CONN, LIQUID TIGHT	02.20.461.00	2
3	CONDUIT, LIQUID-TIGHT, 1/2" X 42" LONG	02.20.478.00	1
4	FLANGE, NON-ADJUSTABLE LEG, ANODIZED	04.08.453.01	6
5	TRAY SHELF, GRAH-114T-CB	04.09.895.00	2
6	FLANGE, NON-ADJUSTABLE LEG, CRK BRL	04.37.191.00	2
7	SC PLT 8-32X5/8 PH FL TCS	05.04.093.00	16
8	NUT, ALUM, 1/4-20 TRIC-NUT	05.04.597.00	8
9	LABEL, SPEC. PLATE	SS.07.012.00	2

LOOSE PARTS TO BE INCLUDED			
ITEM	DESCRIPTION	PART NUMBER	QTY.
A	TEMPERATURE PROBE, 50K, NTC	02.16.184.00	1
B	3/8TH SHORT SNAP BUSHING	02.20.261.00	2
C	WIRE NUT, LEVER, 2, 12-28G <sub>a</sub> , 105C°	02.20.410.00	2
D	WIRE WAY GUARD, UNDER COUNTER	04.37.201.00	1
E	SC PLT 8-32X5/8 PH TR TCS TP T	05.04.011.00	8
F	NUT PLT 1/4-20 KEPS	05.04.205.00	9
G	SS 1/4-20X1-1/2 HEX	05.04.208.00	8
H	SC SS 8X3/8 HX WSHR SMS, 410	05.04.549.00	4
I	WASH NYL WHITE 1/2"X.317X.062	05.11.007.00	1

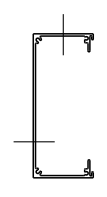
NOTE:  
 1) SEE LOOSE PARTS TABLE FOR ADDED PARTS TO BE SHIPPED LOOSE.  
 2) CLIP 02.20.410.00 (WIRE NUT, LEVER) TO 02.16.184.00 (TEMP PROBE) WIRE ENDS




RELEASE AND REVISION HISTORY				CK:		UNLESS OTHERWISE SPECIFIED DIMS ARE IN INCHES. TOL ON ANGLE ±2.0° 2 PL ±0.02 3 PL ±0.016 HOLE SIZES: +.005/- .002	HATCO CORP., MILWAUKEE, WI		
RV	DESCRIPTION	DATE	ENG	RB	PART NUMBER		DRAWING NUMBER	REV	
1	RELEASED ECO.#24779	7-16-14	MEG	WEM	-	N/A	10-03-1183	4	
2	MOD CONTROL BOX, CONDUIT PARTS & LABELS, ADD LEVER NUT, ECO.#24841	8-6-14	MEG	WEM	-				
3	ALL LEGS 10.817, ADD FLANGE, SCREWS & BUSHING, ECO.#24917	9-9-14	MEG	WEM	-				
4	50K WAS 10K, ECO.#28078	4-11-17	BEW	WEM	-				
-	-	-	-	-	-				
-	-	-	-	-	-				
-	-	-	-	-	-				
Released						SCALE: 0.100	PROJ: 715301	SHEET 2 OF 3	




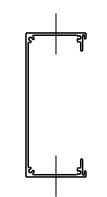
2X EXTRUSION A,  
FRONT AND REAR  
MADE FROM 04.09.001.00 EXTRUSION



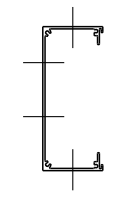
NOTE:  
4 X .136 HOLES ADDED  
TO "A" EXTRUSION



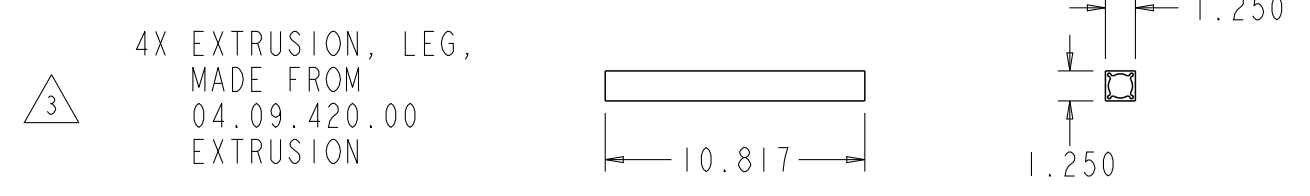
2X EXTRUSION B,  
MIDDLE  
MADE FROM 04.09.001.00 EXTRUSION



1X EXTRUSION C,  
POWER IN, SERVER SIDE  
MADE FROM 04.09.001.00 EXTRUSION



NOTE:  
DEBURR ALL EDGES



4X EXTRUSION, LEG,  
MADE FROM  
04.09.420.00  
EXTRUSION

RELEASE AND REVISION HISTORY			CK:	
RV	DESCRIPTION	DATE	ENG	RB
1	RELEASED ECO.#24779	7-16-14	MEG	WEM
2	MOD CONTROL BOX, CONDUIT PARTS & LABELS, ADD LEVER NUT, ECO.#24841	8-6-14	MEG	WEM
3	ALL LEGS 10.817, ADD FLANGE, SCREWS & BUSHING, ECO.#24917	9-9-14	MEG	WEM
4	50K WAS 10K, ECO.#28078	4-11-17	BEW	WEM
-	-	-	-	-
-	-	-	-	-

UNLESS OTHERWISE SPECIFIED DIMS ARE IN INCHES TOL ON ANGLE ±2.0° 2 PL ±0.02 3 PL ±0.016 HOLE SIZES: +.005/- .002				HATCO CORP., MILWAUKEE, WI	
THIS PRINT IS NOT TO BE REPRODUCED WITHOUT PERMISSION OF HATCO CORP.				DESCRIPTION GRAH-114T, CRACKER BARREL, ASSEMBLY	
PART NUMBER N/A		DRAWING NUMBER 10-03-1183		REV 4	
Released		SCALE: 0.037	PROJ: 715301	SHEET 3 OF 3	