



**IMPORTANT NOTE:**

Locate the Specification Label on unit to determine exact Model Name and electrical specifications. This information is needed to identify the correct replacement parts. See exploded view illustration(s) for Specification Label location.

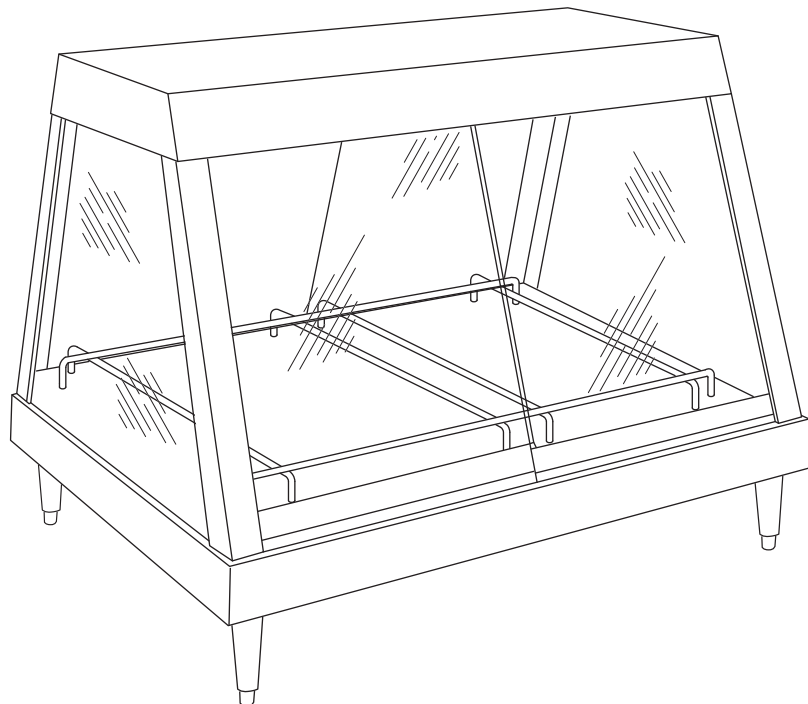


Use of replacement parts other than those supplied by Hatco Corporation may result in damage to unit or injury to personnel and will void all warranties.

# Glo-Ray® Heated Display Cases

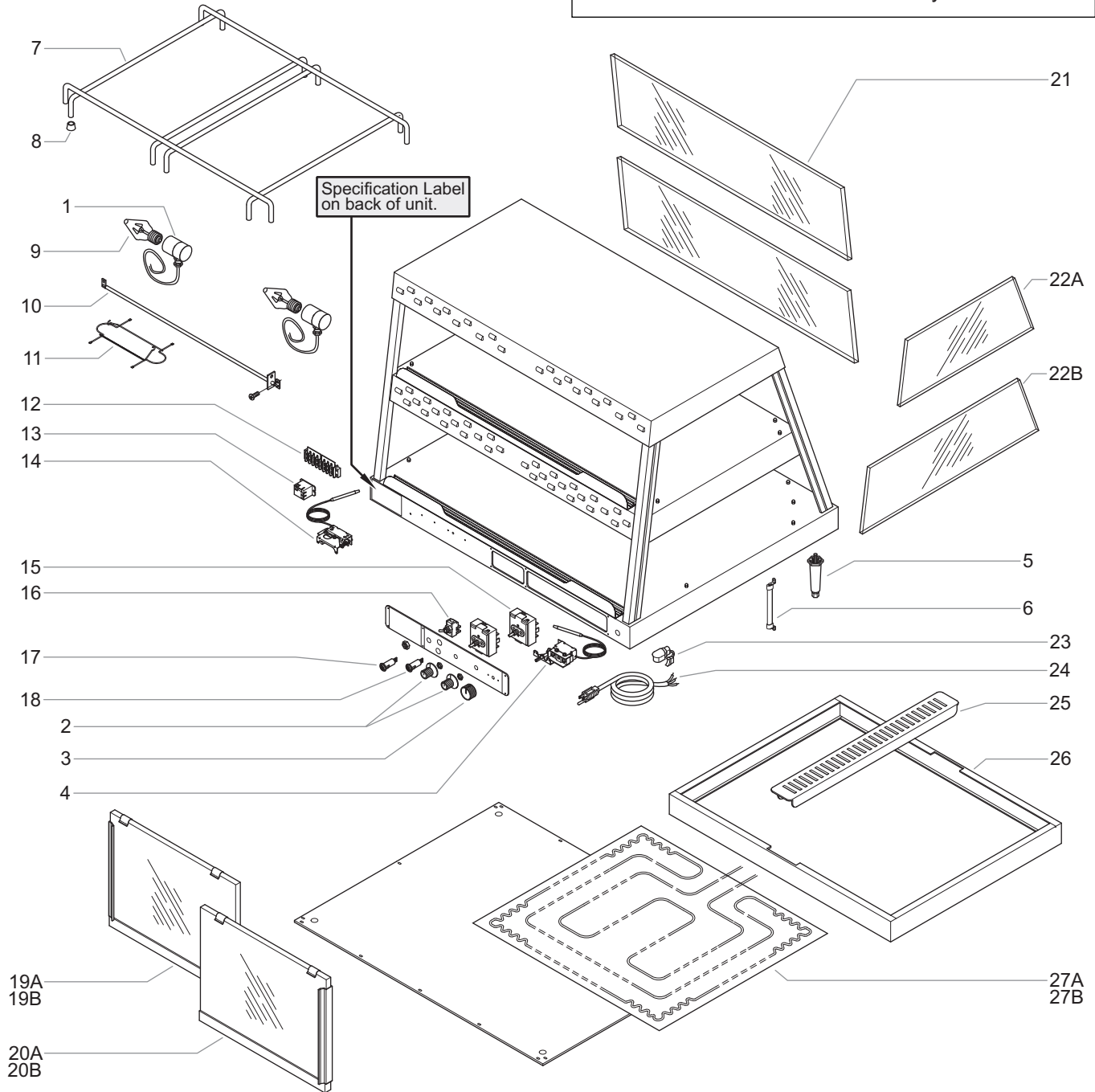
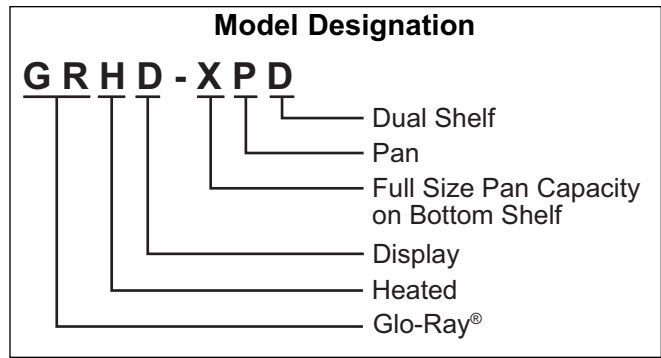
## GRHD Series

<u>Model Name</u>	<u>Page</u>	<u>Model Name</u>	<u>Page</u>	<u>Model Name</u>	<u>Page</u>
GRHD-2P .....	2,4	GRHD-3P .....	2,4,8	GRHD-4P .....	2,4,12
GRHD-2PD .....	2,4,5	GRHD-3PD .....	2,4,9	GRHD-4PD .....	2,4,13
GRHDH-2P .....	3,4,6	GRHDH-3P .....	3,4,10	GRHDH-4P .....	3,4,14
GRHDH-2PD .....	3,4,7	GRHDH-3PD .....	3,4,11	GRHDH-4PD .....	3,4,15



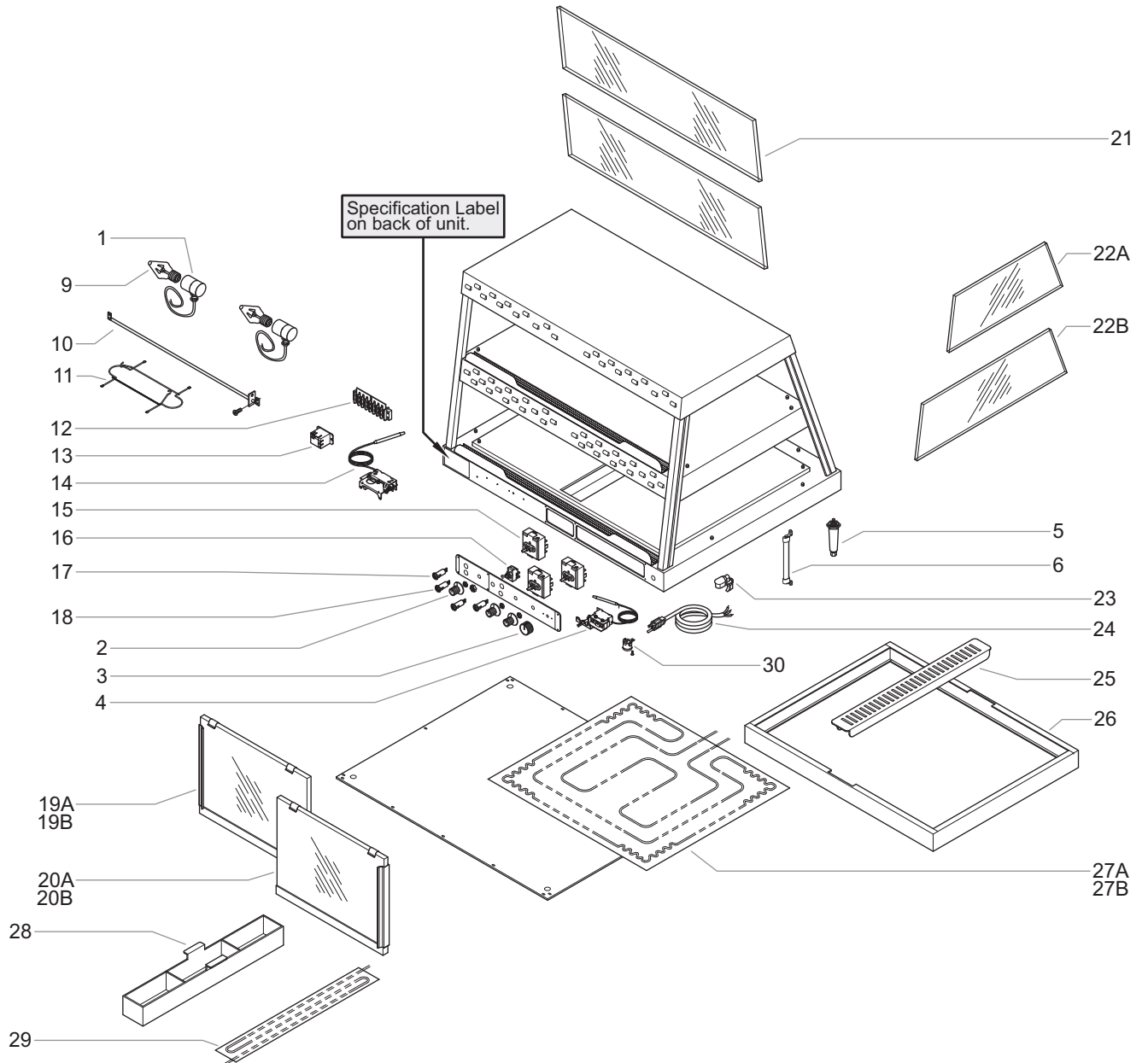
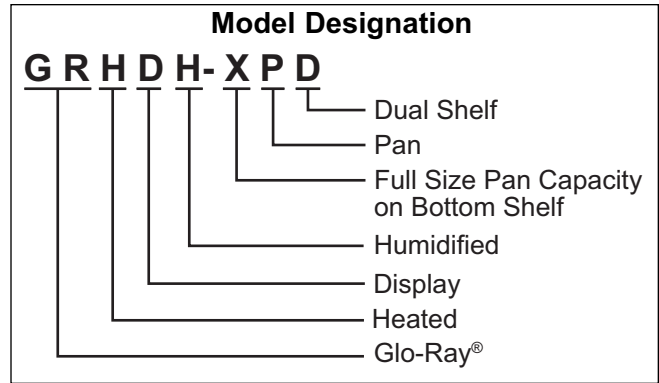
# Replacement Parts List

**HATCO GLO-RAY HEATED DISPLAY CASES**  
**GRHD Series**



# HATCO GLO-RAY HEATED DISPLAY CASES

## GRHDH Series



## PARTS COMMON TO ALL MODELS

Item	Description	Part Number	Qty.
1	Light Socket with Leads, Single	02.30.044.00	2-11
2	Knob, Infinite Control	05.30.043.00	1-3
3	Knob, Thermostat	05.30.018.00	1

Item	Description	Part Number	Qty.
4	Thermostat Control, Base	02.16.030.00	1
5	Leg, 4" (102 mm)	05.30.007.00	4
6	Thermometer	02.16.143.00	1-2

NOTE: Quantities shown as a range (example = "1-3") are dependent upon the number of shelves, the length of the unit, and/or if the unit is humidified.

## PARTS SPECIFIC TO MODEL GRHD-2P

Item	Description	120 V	220 V	240 V	220-230 V	230-240 V
7	Pan Rail with Rubber Feet	R04.22.030.00	R04.22.030.00	R04.22.030.00	R04.22.030.00	R04.22.030.00
8	Rubber Foot, Pan Rail (Qty. 12)	05.06.039.00	05.06.039.00	05.06.039.00	05.06.039.00	05.06.039.00
9	Light Bulb (Qty. 4)	02.30.043.00	02.30.058.00	02.30.058.00	02.30.058.00	02.30.058.00
10	Heating Element, Upper	R02.08.026D.00	R02.08.042E.00	R02.08.028E.00	R02.08.042E.00	R02.08.028E.00
11	Wire Guard (Qty. 2)	04.37.100.00	04.37.100.00	04.37.100.00	04.37.100.00	04.37.100.00
12	Terminal Block - 3 Pole	---	---	---	R02.15.030.00	R02.15.030.00
13A	Relay - SPST	---	---	---	---	---
13B	Relay - DPDT	---	---	---	---	---
13C	Relay - DPST	---	---	---	---	---
14	High Limit, Manual	---	---	---	---	---
15	Infinite Control Switch	R02.19.018.00	R02.19.019.00	R02.19.019.00	R02.19.019.00	R02.19.019.00
16	On/Off Switch	R02.19.008A.00	R02.19.008A.00	R02.19.008A.00	R02.19.008A.00	R02.19.008A.00
17	Indicator Light, Green	---	---	---	02.19.150.00	02.19.150.00
18	Indicator Light, Red	02.19.154.00	02.19.151.00	02.19.151.00	---	---
	Quantity	1	2	2	---	---
	Indicator Light, Yellow	---	---	---	---	---
19A	Glass Door, Inner, Left Hand	R00.01.0002.00	R00.01.0002.00	R00.01.0002.00	R00.01.0002.00	R00.01.0002.00
19B	Glass Door, Inner, Mirrored, Left Hand	R00.01.0014.00	R00.01.0014.00	R00.01.0014.00	R00.01.0014.00	R00.01.0014.00
20A	Glass Door, Outer, Right Hand	R00.01.0001.00	R00.01.0001.00	R00.01.0001.00	R00.01.0001.00	R00.01.0001.00
20B	Glass Door, Outer, Mirrored, Right Hand	R00.01.0013.00	R00.01.0013.00	R00.01.0013.00	R00.01.0013.00	R00.01.0013.00
21	Glass, Front	04.40.064.00	04.40.064.00	04.40.064.00	04.40.064.00	04.40.064.00
22A	End Glass (Qty. 2)	04.40.065.00	04.40.065.00	04.40.065.00	04.40.065.00	04.40.065.00
22B	End Glass	---	---	---	---	---
23	Strain Relief	02.20.206.00	02.20.212.00	02.20.212.00	02.20.212.00	02.20.212.00
24	Power Cord w/Plug	R02.18.030.00	02.18.077.00	02.18.066.00	02.18.077.00	02.18.066.00
25	Pan Divider (optional)	04.22.400.00	04.22.400.00	04.22.400.00	04.22.400.00	04.22.400.00
26	Pan Enclosure, 2 Pan (optional)	04.22.406.00	04.22.406.00	04.22.406.00	04.22.406.00	04.22.406.00
	Pan Enclosure, 1 Pan *	---	---	---	---	---
27A	Heating Element, Base	02.05.293.00	02.05.144.00	02.05.294.00	02.05.144.00	02.05.294.00
	Quantity	2	1	2	1	2
27B	Heating Element, Base	---	---	---	---	---
	Quantity	---	---	---	---	---
28A	Water Trough	---	---	---	---	---
29	Heating Element, Water	---	---	---	---	---
30	High Limit, Automatic	---	---	---	---	---
	Wiring Diagram	10-01-274	10-01-274	10-01-274	10-01-275	10-01-275

The shaded areas contain part information for **International models only**.

\* Not Shown.



## PARTS SPECIFIC TO MODEL GRHD-2PD

Item	Description	120 V	220 V	240 V	220-230 V	230-240 V
7	Pan Rail with Rubber Feet	R04.22.030.00	R04.22.030.00	R04.22.030.00	R04.22.030.00	R04.22.030.00
8	Rubber Foot, Pan Rail (Qty. 12)	05.06.039.00	05.06.039.00	05.06.039.00	05.06.039.00	05.06.039.00
9	Light Bulb (Qty. 4)	02.30.043.00	02.30.058.00	02.30.058.00	02.30.058.00	02.30.058.00
10	Heating Element, Upper	R02.08.202D.00	R02.08.250E.00	R02.08.251E.00	R02.08.250E.00	R02.08.251E.00
11	Wire Guard (Qty. 2)	04.37.100.00	04.37.100.00	04.37.100.00	04.37.100.00	04.37.100.00
12	Terminal Block – 3 Pole	---	---	---	R02.15.030.00	R02.15.030.00
13A	Relay – SPST	---	---	---	---	---
13B	Relay – DPDT	---	---	---	---	---
13C	Relay – DPST	---	---	---	---	---
14	High Limit, Manual	---	---	---	---	---
15	Infinite Control Switch	R02.19.018.00	R02.19.019.00	R02.19.019.00	R02.19.019.00	R02.19.019.00
16	On/Off Switch	R02.19.008A.00	R02.19.008A.00	R02.19.008A.00	R02.19.008A.00	R02.19.008A.00
17	Indicator Light, Green (Qty. 2)	---	---	---	02.19.150.00	02.19.150.00
18	Indicator Light, Red (Qty. 2)	02.19.154.00	02.19.154.00	02.19.154.00	---	---
	Indicator Light, Yellow	---	---	---	---	---
19A	Glass Door, Inner, Left Hand	R00.01.0008.00	R00.01.0008.00	R00.01.0008.00	R00.01.0008.00	R00.01.0008.00
19B	Glass Door, Inner, Mirrored, Left Hand	R00.01.0020.00	R00.01.0020.00	R00.01.0020.00	R00.01.0020.00	R00.01.0020.00
20A	Glass Door, Outer, Right Hand	R00.01.0007.00	R00.01.0007.00	R00.01.0007.00	R00.01.0007.00	R00.01.0007.00
20B	Glass Door, Outer, Mirrored, Right Hand	R00.01.0019.00	R00.01.0019.00	R00.01.0019.00	R00.01.0019.00	R00.01.0019.00
21	Glass, Front (Qty. 2)	04.40.068.00	04.40.068.00	04.40.068.00	04.40.068.00	04.40.068.00
22A	End Glass (Qty. 2)	04.40.069.00	04.40.069.00	04.40.069.00	04.40.069.00	04.40.069.00
22B	End Glass (Qty. 2)	04.40.070.00	04.40.070.00	04.40.070.00	04.40.070.00	04.40.070.00
23	Strain Relief	02.20.226.00	02.20.212.00	02.20.212.00	02.20.212.00	02.20.212.00
24	Power Cord w/Plug	R02.18.030.00	02.18.077.00	02.18.066.00	02.18.077.00	02.18.066.00
25	Pan Divider (optional)	04.22.400.00	04.22.400.00	04.22.400.00	04.22.400.00	04.22.400.00
26	Pan Enclosure, 2 Pan (optional)	04.22.406.00	04.22.406.00	04.22.406.00	04.22.406.00	04.22.406.00
	Pan Enclosure, 1 Pan *	---	---	---	---	---
27A	Heating Element, Base	02.05.293.00	02.05.138.00	02.05.294.00	02.05.138.00	02.05.294.00
	Quantity	2	1	2	1	2
27B	Heating Element, Base	---	---	---	---	---
	Quantity	---	---	---	---	---
28A	Water Trough	---	---	---	---	---
29	Heating Element, Water	---	---	---	---	---
30	High Limit, Automatic	---	---	---	---	---
	Wiring Diagram	10-01-273	10-01-273	10-01-273	10-01-276	10-01-276

The shaded areas contain part information for **International models only**.

\* Not Shown.

**NOTE:** The last four digits in a ten digit numerical serial number are the manufacturing date code.

**Example:** Serial number 9625060751 has a date code of "0751" which indicates the following: 0751

Week Fifty-One  
Year 2007

Please note also, prior to January 2001 the serial number date code indicated the month of manufacture.

**Example:** XXXXXX0007

Month Seven (July)  
Year 2000

## PARTS SPECIFIC TO MODEL GRHDH-2P

Item	Description	120 V	220 V	240 V	220-230 V	230-240 V
7	Pan Rail with Rubber Feet	---	---	---	---	---
8	Rubber Foot, Pan Rail (Qty. 12)	---	---	---	---	---
9	Light Bulb (Qty. 4)	02.30.043.00	02.30.058.00	02.30.058.00	02.30.058.00	02.30.058.00
10	Heating Element, Upper	R02.08.026D.00	R02.08.042E.00	R02.08.028E.00	R02.08.042E.00	R02.08.028E.00
11	Wire Guard (Qty. 2)	04.37.100.00	04.37.100.00	04.37.100.00	04.37.100.00	04.37.100.00
12	Terminal Block – 3 Pole	---	---	---	R02.15.030.00	R02.15.030.00
13A	Relay – SPST	02.01.088.00	02.01.105.00	02.01.105.00	02.01.180.00	02.01.105.00
13B	Relay – DPDT	---	---	---	---	---
13C	Relay – DPST	---	---	---	---	---
14	High Limit, Manual	02.16.071.00	02.16.071.00	02.16.071.00	02.16.071.00	02.16.071.00
15	Infinite Control Switch (Qty. 2)	R02.19.018.00	R02.19.019.00	R02.19.019.00	R02.19.019.00	R02.19.019.00
16	On/Off Switch	R02.19.008A.00	R02.19.008A.00	R02.19.008A.00	R02.19.008A.00	R02.19.008A.00
17	Indicator Light, Green	02.19.155.00	02.19.150.00	02.19.150.00	02.19.150.00	02.19.150.00
	Quantity	1	1	1	2	2
18	Indicator Light, Red	02.19.154.00	02.19.151.00	02.19.151.00	---	---
	Quantity	2	2	2	---	---
	Indicator Light, Yellow	---	---	---	02.19.152.00	02.19.152.00
19A	Glass Door, Inner, Left Hand	R00.01.0002.00	R00.01.0002.00	R00.01.0002.00	R00.01.0002.00	R00.01.0002.00
19B	Glass Door, Inner, Mirrored, Left Hand	R00.01.0014.00	R00.01.0014.00	R00.01.0014.00	R00.01.0014.00	R00.01.0014.00
20A	Glass Door, Outer, Right Hand	R00.01.0001.00	R00.01.0001.00	R00.01.0001.00	R00.01.0001.00	R00.01.0001.00
20B	Glass Door, Outer, Mirrored, Right Hand	R00.01.0013.00	R00.01.0013.00	R00.01.0013.00	R00.01.0013.00	R00.01.0013.00
21	Glass, Front	04.40.064.00	04.40.064.00	04.40.064.00	04.40.064.00	04.40.064.00
22A	End Glass (Qty. 2)	04.40.065.00	04.40.065.00	04.40.065.00	04.40.065.00	04.40.065.00
22B	End Glass	---	---	---	---	---
23	Strain Relief	02.20.226.00	02.20.212.00	02.20.212.00	02.20.212.00	02.20.212.00
24	Power Cord w/Plug	R02.18.030.00	02.18.077.00	02.18.066.00	02.18.077.00	02.18.066.00
25	Pan Divider (optional)	04.22.400.00	04.22.400.00	04.22.400.00	04.22.400.00	04.22.400.00
26	Pan Enclosure, 2 Pan (Optional)	04.22.406.00	04.22.406.00	04.22.406.00	04.22.406.00	04.22.406.00
	Pan Enclosure, 1 Pan *	---	---	---	---	---
27A	Heating Element, Base	02.05.293.00	02.05.137.00	02.05.294.00	02.05.137.00	02.05.294.00
	Quantity	2	2	2	2	2
27B	Heating Element, Base	---	---	---	---	---
	Quantity	---	---	---	---	---
28A	Water Trough	04.22.403.00	04.22.403.00	04.22.403.00	04.22.403.00	04.22.403.00
29	Heating Element, Water	02.05.295.00	02.05.296.00	02.05.296.00	02.05.296.00	02.05.296.00
30	High Limit, Automatic	R02.16.036.00	R02.16.036.00	R02.16.036.00	R02.16.036.00	R02.16.036.00
	Wiring Diagram	10-01-274	10-01-274	10-01-274	10-01-275	10-01-275

The shaded areas contain part information for **International models only**.

\* Not Shown.

## PARTS SPECIFIC TO MODEL GRHDH-2PD

Item	Description	120 V	220 V	240 V	220-230 V	230-240 V
7	Pan Rail with Rubber Feet	---	---	---	---	---
8	Rubber Foot, Pan Rail (Qty. 12)	---	---	---	---	---
9	Light Bulb (Qty. 4)	02.30.043.00	02.30.058.00	02.30.058.00	02.30.058.00	02.30.058.00
10	Heating Element, Upper	R02.08.202D.00	R02.08.250E.00	R02.08.251E.00	R02.08.250E.00	R02.08.251E.00
11	Wire Guard (Qty. 2)	04.37.100.00	04.37.100.00	04.37.100.00	04.37.100.00	04.37.100.00
12	Terminal Block – 3 Pole	---	---	---	R02.15.030.00	R02.15.030.00
13A	Relay – SPST	02.01.088.00	02.01.180.00	02.01.105.00	02.01.180.00	02.01.105.00
13B	Relay – DPDT	---	---	---	---	---
13C	Relay – DPST	---	---	---	---	---
14	High Limit, Manual	02.16.071.00	02.16.071.00	02.16.071.00	02.16.071.00	02.16.071.00
15	Infinite Control Switch (Qty. 3)	R02.19.018.00	R02.19.019.00	R02.19.019.00	R02.19.019.00	R02.19.019.00
16	On/Off Switch	R02.19.008A.00	R02.19.008.00	R02.19.008A.00	R02.19.008A.00	R02.19.008A.00
17	Indicator Light, Green	02.19.155.00	02.19.150.00	02.19.150.00	02.19.150.00	02.19.150.00
	Quantity	1	1	1	3	3
18	Indicator Light, Red	02.19.154.00	02.19.151.00	02.19.151.00	---	---
	Quantity	1	2	2	---	---
	Indicator Light, Yellow	---	---	---	02.19.152.00	02.19.152.00
19A	Glass Door, Inner, Left Hand	R00.01.0008.00	R00.01.0008.00	R00.01.0008.00	R00.01.0008.00	R00.01.0008.00
19B	Glass Door, Inner, Mirrored, Left Hand	R00.01.0020.00	R00.01.0020.00	R00.01.0020.00	R00.01.0020.00	R00.01.0020.00
20A	Glass Door, Outer, Right Hand	R00.01.0007.00	R00.01.0007.00	R00.01.0007.00	R00.01.0007.00	R00.01.0007.00
20B	Glass Door, Outer, Mirrored, Right Hand	R00.01.0019.00	R00.01.0019.00	R00.01.0019.00	R00.01.0019.00	R00.01.0019.00
21	Glass, Front	04.40.068.00	04.40.068.00	04.40.068.00	04.40.068.00	04.40.068.00
22A	End Glass (Qty. 2)	04.40.069.00	04.40.069.00	04.40.069.00	04.40.069.00	04.40.069.00
22B	End Glass	04.40.070.00	04.40.070.00	04.40.070.00	04.40.070.00	04.40.070.00
23	Strain Relief	02.20.226.00	02.20.212.00	02.20.212.00	02.20.212.00	02.20.212.00
24	Power Cord w/Plug †	R02.18.030.00	02.18.077.00	02.18.066.00	02.18.077.00	02.18.068.00
25	Pan Divider (optional)	04.22.400.00	04.22.400.00	04.22.400.00	04.22.400.00	04.22.400.00
26	Pan Enclosure, 2 Pan (Optional)	04.22.406.00	04.22.406.00	04.22.406.00	04.22.406.00	04.22.406.00
	Pan Enclosure, 1 Pan *	---	---	---	---	---
27A	Heating Element, Base	02.05.293.00	02.05.137.00	02.05.294.00	02.05.137.00	02.05.294.00
	Quantity	2	2	2	2	2
27B	Heating Element, Base	---	---	---	---	---
	Quantity	---	---	---	---	---
28A	Water Trough	04.22.403.00	04.22.403.00	04.22.403.00	04.22.403.00	04.22.403.00
29	Heating Element, Water	02.05.295.00	02.05.296.00	02.05.296.00	02.05.296.00	02.05.296.00
30	High Limit, Automatic	R02.16.036.00	R02.16.036.00	R02.16.036.00	R02.16.036.00	R02.16.036.00
	Wiring Diagram	10-01-273	10-01-273	10-01-273	10-01-276	10-01-276

The shaded areas contain part information for **International models only**.

† Canadian 120 V units use Power Cord w/Plug P/N 02.18.089.00.

\* Not Shown.

## PARTS SPECIFIC TO MODEL GRHD-3P

Item	Description	120 V	220 V	240 V	220–230 V	230–240 V
7	Pan Rail with Rubber Feet	R04.22.031.00	R04.22.031.00	R04.22.031.00	R04.22.031.00	R04.22.031.00
8	Rubber Foot, Pan Rail (Qty. 12)	05.06.039.00	05.06.039.00	05.06.039.00	05.06.039.00	05.06.039.00
9	Light Bulb (Qty. 4)	02.30.043.00	02.30.058.00	02.30.058.00	02.30.058.00	02.30.058.00
10	Heating Element, Upper	R02.08.007D.00	R02.08.039E.00	R02.08.009E.00	R02.08.039E.00	R02.08.009E.00
11	Wire Guard (Qty. 2)	04.37.100.00	04.37.100.00	04.37.100.00	04.37.100.00	04.37.100.00
12	Terminal Block – 3 Pole	---	---	---	R02.15.030.00	R02.15.030.00
13A	Relay – SPST	---	---	---	---	---
13B	Relay – DPDT	---	---	---	---	---
13C	Relay – DPST	---	---	---	---	---
14	High Limit, Manual	---	---	---	---	---
15	Infinite Control Switch	R02.19.018.00	R02.19.019.00	R02.19.019.00	R02.19.019.00	R02.19.019.00
16	On/Off Switch	R02.19.008A.00	R02.19.008A.00	R02.19.008A.00	R02.19.008A.00	R02.19.008A.00
17	Indicator Light, Green	---	---	---	02.19.150.00	02.19.150.00
18	Indicator Light, Red	02.19.154.00	02.19.154.00	02.19.154.00	---	---
	Indicator Light, Yellow	---	---	---	---	---
19A	Glass Door, Inner, Left Hand	R00.01.0004.00	R00.01.0004.00	R00.01.0004.00	R00.01.0004.00	R00.01.0004.00
19B	Glass Door, Inner, Mirrored, Left Hand	R00.01.0016.00	R00.01.0016.00	R00.01.0016.00	R00.01.0016.00	R00.01.0016.00
20A	Glass Door, Outer, Right Hand	R00.01.0003.00	R00.01.0003.00	R00.01.0003.00	R00.01.0003.00	R00.01.0003.00
20B	Glass Door, Outer, Mirrored, Right Hand	R00.01.0015.00	R00.01.0015.00	R00.01.0015.00	R00.01.0015.00	R00.01.0015.00
21	Glass, Front	04.40.066.00	04.40.066.00	04.40.066.00	04.40.066.00	04.40.066.00
22A	End Glass (Qty. 2)	04.40.065.00	04.40.065.00	04.40.065.00	04.40.065.00	04.40.065.00
22B	End Glass	---	---	---	---	---
23	Strain Relief	02.20.226.00	02.20.212.00	02.20.212.00	02.20.212.00	02.20.212.00
24	Power Cord w/Plug	R02.18.030.00	02.18.077.00	02.18.066.00	02.18.077.00	02.18.066.00
25	Pan Divider (optional)	04.22.400.00	04.22.400.00	04.22.400.00	04.22.400.00	04.22.400.00
26	Pan Enclosure, 2 Pan (Optional)	04.22.406.00	04.22.406.00	04.22.406.00	04.22.406.00	04.22.406.00
	Pan Enclosure, 1 Pan *	04.22.407.00	04.22.407.00	04.22.407.00	04.22.407.00	04.22.407.00
27A	Heating Element, Base	02.05.293.00	02.05.138.00	02.05.294.00	02.05.138.00	02.05.294.00
	Quantity	3	1	3	1	3
27B	Heating Element, Base	---	02.05.142.00	---	02.05.142.00	---
	Quantity	---	1	---	1	---
28A	Water Trough	---	---	---	---	---
29	Heating Element, Water	---	---	---	---	---
30	High Limit, Automatic	---	---	---	---	---
	Wiring Diagram	10-01-274	10-01-274	10-01-274	10-01-275	10-01-275

The shaded areas contain part information for **International models only**.

\* Not Shown.



## PARTS SPECIFIC TO MODEL GRHD-3PD

Item	Description	120 V	220 V	240 V	220-230 V	230-240 V
7	Pan Rail with Rubber Feet	R04.22.031.00	R04.22.031.00	R04.22.031.00	R04.22.031.00	R04.22.031.00
8	Rubber Foot, Pan Rail (Qty. 12)	05.06.039.00	05.06.039.00	05.06.039.00	05.06.039.00	05.06.039.00
9	Light Bulb (Qty. 8)	02.30.043.00	02.30.058.00	02.30.058.00	02.30.058.00	02.30.058.00
10	Heating Element, Upper (Qty. 2)	R02.08.216D.00	R02.08.253E.00	R02.08.254E.00	R02.08.253E.00	R02.08.254E.00
11	Wire Guard (Qty. 6)	04.37.100.00	04.37.100.00	04.37.100.00	04.37.100.00	04.37.100.00
12	Terminal Block – 3 Pole	---	---	---	R02.15.030.00	R02.15.030.00
13A	Relay – SPST	---	---	---	---	---
13B	Relay – DPDT	---	---	---	---	---
13C	Relay – DPST	---	---	---	---	---
14	High Limit, Manual	---	---	---	---	---
15	Infinite Control Switch (Qty. 2)	R02.19.018.00	R02.19.019.00	R02.19.019.00	R02.19.019.00	R02.19.019.00
16	On/Off Switch	R02.19.008A.00	R02.19.008A.00	R02.19.008A.00	R02.19.008A.00	R02.19.008A.00
17	Indicator Light, Green (Qty. 2)	---	---	---	02.19.150.00	02.19.150.00
18	Indicator Light, Red (Qty. 2)	02.19.154.00	02.19.151.00	02.19.151.00	---	---
	Indicator Light, Yellow	---	---	---	---	---
19A	Glass Door, Inner, Left Hand	R00.01.0010.00	R00.01.0010.00	R00.01.0010.00	R00.01.0010.00	R00.01.0010.00
19B	Glass Door, Inner, Mirrored, Left Hand	R00.01.0022.00	R00.01.0022.00	R00.01.0022.00	R00.01.0022.00	R00.01.0022.00
20A	Glass Door, Outer, Right Hand	R00.01.0009.00	R00.01.0009.00	R00.01.0009.00	R00.01.0009.00	R00.01.0009.00
20B	Glass Door, Outer, Mirrored, Right Hand	R00.01.0021.00	R00.01.0021.00	R00.01.0021.00	R00.01.0021.00	R00.01.0021.00
21	Glass, Front (Qty. 2)	04.40.071.00	04.40.071.00	04.40.071.00	04.40.071.00	04.40.071.00
22A	End Glass (Qty. 2)	04.40.069.00	04.40.069.00	04.40.069.00	04.40.069.00	04.40.069.00
22B	End Glass (Qty. 2)	04.40.070.00	04.40.070.00	04.40.070.00	04.40.070.00	04.40.070.00
23	Strain Relief	02.20.226.00	02.20.212.00	02.20.212.00	02.20.212.00	02.20.212.00
24	Power Cord w/Plug †	R02.18.154.00	02.18.077.00	02.18.068.00	02.18.077.00	02.18.068.00
25	Pan Divider (optional)	04.22.400.00	04.22.400.00	04.22.400.00	04.22.400.00	04.22.400.00
26	Pan Enclosure, 2 Pan (Optional)	04.22.406.00	04.22.406.00	04.22.406.00	04.22.406.00	04.22.406.00
	Pan Enclosure, 1 Pan *	04.22.407.00	04.22.407.00	04.22.407.00	04.22.407.00	04.22.407.00
27A	Heating Element, Base Quantity	02.05.293.00 3	02.05.137.00 2	02.05.294.00 3	02.05.137.00 2	02.05.294.00 3
27B	Heating Element, Base Quantity	---	---	---	---	---
28A	Water Trough	---	---	---	---	---
29	Heating Element, Water	---	---	---	---	---
30	High Limit, Automatic	---	---	---	---	---
	Wiring Diagram	10-01-273	10-01-273	10-01-273	10-01-276	10-01-276

The shaded areas contain part information for **International models only**.

† Canadian 120 V units use Power Cord w/Plug P/N 02.18.089.00.

\* Not Shown.

## PARTS SPECIFIC TO MODEL GRHDH-3P

Item	Description	120 V	220 V	240 V	220-230 V	230-240 V
7	Pan Rail with Rubber Feet	---	---	---	---	---
8	Rubber Foot, Pan Rail	---	---	---	---	---
9	Light Bulb (Qty. 5)	02.30.043.00	02.30.058.00	02.30.058.00	02.30.058.00	02.30.058.00
10	Heating Element, Upper	R02.08.007D.00	R02.08.039E.00	R02.08.009E.00	R02.08.039E.00	R02.08.009E.00
11	Wire Guard (Qty. 3)	04.37.100.00	04.37.100.00	04.37.100.00	04.37.100.00	04.37.100.00
12	Terminal Block – 3 Pole	---	---	---	---	R02.15.030.00
13A	Relay – SPST	02.01.088.00	02.01.180.00	02.01.105.00	02.01.180.00	02.01.105.00
13B	Relay – DPDT	---	---	---	---	---
13C	Relay – DPST	---	---	---	---	---
14	High Limit, Manual	02.16.071.00	02.16.071.00	02.16.071.00	02.16.071.00	02.16.071.00
15	Infinite Control Switch (Qty. 2)	R02.19.018.00	R02.19.019.00	R02.19.019.00	R02.19.019.00	R02.19.019.00
16	On/Off Switch	R02.19.008A.00	R02.19.008A.00	R02.19.008A.00	R02.19.008A.00	R02.19.008A.00
17	Indicator Light, Green	02.19.155.00	02.19.150.00	02.19.150.00	02.19.150.00	02.19.150.00
	Quantity	1	1	1	2	2
18	Indicator Light, Red (Qty. 2)	02.19.154.00	02.19.151.00	02.19.151.00	---	---
	Indicator Light, Yellow	---	---	---	02.19.152.00	02.19.152.00
19A	Glass Door, Inner, Left Hand	R00.01.0004.00	R00.01.0004.00	R00.01.0004.00	R00.01.0004.00	R00.01.0004.00
19B	Glass Door, Inner, Mirrored, Left Hand	R00.01.0016.00	R00.01.0016.00	R00.01.0016.00	R00.01.0016.00	R00.01.0016.00
20A	Glass Door, Outer, Right Hand	R00.01.0003.00	R00.01.0003.00	R00.01.0003.00	R00.01.0003.00	R00.01.0003.00
20B	Glass Door, Outer, Mirrored, Right Hand	R00.01.0015.00	R00.01.0015.00	R00.01.0015.00	R00.01.0015.00	R00.01.0015.00
21	Glass, Front	04.40.066.00	04.40.066.00	04.40.066.00	04.40.066.00	04.40.066.00
22A	End Glass (Qty. 2)	04.40.065.00	04.40.065.00	04.40.065.00	04.40.065.00	04.40.065.00
22B	End Glass	---	---	---	---	---
23	Strain Relief	02.20.226.00	02.20.212.00	02.20.212.00	02.20.212.00	02.20.212.00
24	Power Cord w/Plug †	R02.18.030.00	02.18.077.00	02.18.068.00	02.18.077.00	02.18.068.00
25	Pan Divider (optional)	04.22.400.00	04.22.400.00	04.22.400.00	04.22.400.00	04.22.400.00
26	Pan Enclosure, 2 Pan (Optional)	04.22.406.00	04.22.406.00	04.22.406.00	04.22.406.00	04.22.406.00
	Pan Enclosure, 1 Pan *	04.22.407.00	04.22.407.00	04.22.407.00	04.22.407.00	04.22.407.00
27A	Heating Element, Base	02.05.293.00	02.05.137.00	02.05.294.00	02.05.137.00	02.05.294.00
	Quantity	3	1	3	1	3
27B	Heating Element, Base	---	02.05.141.00	---	02.05.141.00	---
	Quantity	---	1	---	1	---
28A	Water Trough	04.22.403.00	04.22.403.00	04.22.403.00	04.22.403.00	04.22.403.00
29	Heating Element, Water	02.05.295.00	02.05.296.00	02.05.296.00	02.05.296.00	02.05.296.00
30	High Limit, Automatic	R02.16.036.00	R02.16.036.00	R02.16.036.00	R02.16.036.00	R02.16.036.00
	Wiring Diagram	10-01-274	10-01-274	10-01-274	10-01-275	10-01-275

The shaded areas contain part information for **International models only**.

† Canadian 120 V units use Power Cord w/Plug P/N 02.18.089.00.

\* Not Shown.

## PARTS SPECIFIC TO MODEL GRHDH-3PD

Item	Description	120 V	220 V	240 V	220-230 V	230-240 V
7	Pan Rail with Rubber Feet	---	---	---	---	---
8	Rubber Foot, Pan Rail	---	---	---	---	---
9	Light Bulb (Qty. 8)	02.30.043.00	02.30.058.00	02.30.058.00	02.30.058.00	02.30.058.00
10	Heating Element, Upper (Qty. 2)	R02.08.216D.00	R02.08.253E.00	R02.08.254E.00	R02.08.253E.00	R02.08.254E.00
11	Wire Guard (Qty. 6)	04.37.100.00	04.37.100.00	04.37.100.00	04.37.100.00	04.37.100.00
12	Terminal Block – 3 Pole	---	---	---	R02.15.030.00	R02.15.030.00
13A	Relay – SPST	02.01.088.00	02.01.180.00	02.01.105.00	02.01.180.00	02.01.105.00
13B	Relay – DPDT	---	---	---	---	---
13C	Relay – DPST	---	---	---	---	---
14	High Limit, Manual	02.16.071.00	02.16.071.00	02.16.071.00	02.16.071.00	02.16.071.00
15	Infinite Control Switch (Qty. 3)	R02.19.018.00	R02.19.019.00	R02.19.019.00	R02.19.019.00	R02.19.019.00
16	On/Off Switch	R02.19.008A.00	R02.19.008A.00	R02.19.008A.00	R02.19.008A.00	R02.19.008A.00
17	Indicator Light, Green Quantity	02.19.155.00 1	02.19.150.00 1	02.19.150.00 1	02.19.150.00 3	02.19.150.00 3
18	Indicator Light, Red (Qty. 3) Indicator Light, Yellow	02.19.154.00 ---	02.19.151.00 ---	02.19.151.00 ---	---	---
19A	Glass Door, Inner, Left Hand	R00.01.0010.00	R00.01.0010.00	R00.01.0010.00	R00.01.0010.00	R00.01.0010.00
19B	Glass Door, Inner, Mirrored, Left Hand	R00.01.0022.00	R00.01.0022.00	R00.01.0022.00	R00.01.0022.00	R00.01.0022.00
20A	Glass Door, Outer, Right Hand	R00.01.0009.00	R00.01.0009.00	R00.01.0009.00	R00.01.0009.00	R00.01.0009.00
20B	Glass Door, Outer, Mirrored, Right Hand	R00.01.0021.00	R00.01.0021.00	R00.01.0021.00	R00.01.0021.00	R00.01.0021.00
21	Glass, Front (Qty. 2)	04.40.071.00	04.40.071.00	04.40.071.00	04.40.071.00	04.40.071.00
22A	End Glass (Qty. 2)	04.40.069.00	04.40.069.00	04.40.069.00	04.40.069.00	04.40.069.00
22B	End Glass (Qty. 2)	04.40.070.00	04.40.070.00	04.40.070.00	04.40.070.00	04.40.070.00
23	Strain Relief	02.20.226.00	02.20.212.00	02.20.212.00	02.20.212.00	02.20.212.00
24	Power Cord w/Plug †	02.18.089.00	02.18.077.00	02.18.068.00	02.18.077.00	02.18.068.00
25	Pan Divider (optional)	04.22.400.00	04.22.400.00	04.22.400.00	04.22.400.00	04.22.400.00
26	Pan Enclosure, 2 Pan (Optional) Pan Enclosure, 1 Pan *	04.22.406.00 04.22.407.00	04.22.406.00 04.22.407.00	04.22.406.00 04.22.407.00	04.22.406.00 04.22.407.00	04.22.406.00 04.22.407.00
27A	Heating Element, Base Quantity	02.05.293.00 3	02.05.137.00 1	02.05.294.00 3	02.05.137.00 1	02.05.294.00 3
27B	Heating Element, Base Quantity	---	02.05.141.00 1	---	02.05.141.00 1	---
28A	Water Trough	04.22.403.00	04.22.403.00	04.22.403.00	04.22.403.00	04.22.403.00
29	Heating Element, Water	02.05.295.00	02.05.296.00	02.05.296.00	02.05.296.00	02.05.296.00
30	High Limit, Automatic	R02.16.036.00	R02.16.036.00	R02.16.036.00	R02.16.036.00	R02.16.036.00
	Wiring Diagram	10-01-1060	10-01-273	10-01-273	10-01-276	10-01-276

The shaded areas contain part information for **International models only**.

† Canadian 120 V units use Power Cord w/Plug P/N 02.18.039.00.

\* Not Shown.

## PARTS SPECIFIC TO MODEL GRHD-4P

Item	Description	120 V	220 V	240 V	220–230 V	230–240 V
7	Pan Rail with Rubber Feet	R04.22.032.00	R04.22.032.00	R04.22.032.00	R04.22.032.00	R04.22.032.00
8	Rubber Foot, Pan Rail (Qty. 12)	05.06.039.00	05.06.039.00	05.06.039.00	05.06.039.00	05.06.039.00
9	Light Bulb (Qty. 6)	02.30.043.00	02.30.058.00	02.30.058.00	02.30.058.00	02.30.058.00
10	Heating Element, Upper	R02.08.025D.00	R02.08.046E.00	R02.08.030E.00	R02.08.046E.00	R02.08.030E.00
11	Wire Guard (Qty. 4)	04.37.100.00	04.37.100.00	04.37.100.00	04.37.100.00	04.37.100.00
12	Terminal Block – 3 Pole	---	---	---	R02.15.030.00	R02.15.030.00
13A	Relay – SPST	---	---	---	---	---
13B	Relay – DPDT	---	---	---	---	---
13C	Relay – DPST	---	---	---	---	---
14	High Limit, Manual	---	---	---	---	---
15	Infinite Control Switch	R02.19.018.00	R02.19.019.00	R02.19.019.00	R02.19.019.00	R02.19.019.00
16	On/Off Switch	R02.19.008A.00	R02.19.008A.00	R02.19.008A.00	R02.19.008A.00	R02.19.008A.00
17	Indicator Light, Green	---	---	---	02.19.150.00	02.19.150.00
18	Indicator Light, Red	02.19.154.00	02.19.154.00	02.19.154.00	---	---
	Quantity	1	2	2	---	---
	Indicator Light, Yellow	---	---	---	---	---
19A	Glass Door, Inner, Left Hand	R00.01.0006.00	R00.01.0006.00	R00.01.0006.00	R00.01.0006.00	R00.01.0006.00
19B	Glass Door, Inner, Mirrored, Left Hand	R00.01.0018.00	R00.01.0018.00	R00.01.0018.00	R00.01.0018.00	R00.01.0018.00
20A	Glass Door, Outer, Right Hand	R00.01.0005.00	R00.01.0005.00	R00.01.0005.00	R00.01.0005.00	R00.01.0005.00
20B	Glass Door, Outer, Mirrored, Right Hand	R00.01.0017.00	R00.01.0017.00	R00.01.0017.00	R00.01.0017.00	R00.01.0017.00
21	Glass, Front	04.40.067.00	04.40.067.00	04.40.067.00	04.40.067.00	04.40.067.00
22A	End Glass (Qty. 2)	04.40.065.00	04.40.065.00	04.40.065.00	04.40.065.00	04.40.065.00
22B	End Glass	---	---	---	---	---
23	Strain Relief ‡	02.20.226.00	02.20.212.00	02.20.212.00	02.20.212.00	02.20.212.00
24	Power Cord w/Plug ‡	R02.18.154.00	02.18.077.00	02.18.068.00	02.18.077.00	02.18.068.00
25	Pan Divider (optional)	04.22.400.00	04.22.400.00	04.22.400.00	04.22.400.00	04.22.400.00
26	Pan Enclosure, 2 Pan (Optional)	04.22.406.00	04.22.406.00	04.22.406.00	04.22.406.00	04.22.406.00
	Pan Enclosure, 1 Pan *	---	---	---	---	---
27A	Heating Element, Base	02.05.293.00	02.05.138.00	02.05.294.00	02.05.138.00	02.05.294.00
	Quantity	4	1	4	1	4
27B	Heating Element, Base	---	02.05.144.00	---	02.05.144.00	---
28A	Water Trough	---	---	---	---	---
29	Heating Element, Water	---	---	---	---	---
30	High Limit, Automatic	---	---	---	---	---
	Wiring Diagram ‡	10-01-274	10-01-274	10-01-274	10-01-275	10-01-275

The shaded areas contain part information for **International models only**.

**NOTE:** Use the 120 V parts for 120/208 V or 120/240 V units, unless noted otherwise.

‡ 120/208 V and 120/240 V units use Strain Relief P/N R02.20.440.00, Power Cord w/Plug P/N 02.18.128.00, and Wiring Diagram P/N HS2-641.

\* Not Shown.

## PARTS SPECIFIC TO MODEL GRHD-4PD

Item	Description	120 V	220 V	240 V	220-230 V	230-240 V
7	Pan Rail with Rubber Feet	R04.22.031.00	R04.22.031.00	R04.22.031.00	R04.22.031.00	R04.22.031.00
8	Rubber Foot, Pan Rail (Qty. 20)	05.06.039.00	05.06.039.00	05.06.039.00	05.06.039.00	05.06.039.00
9	Light Bulb (Qty. 8)	02.30.043.00	02.30.058.00	02.30.058.00	02.30.058.00	02.30.058.00
10	Heating Element, Upper (Qty. 2)	R02.08.206D.00	R02.08.256E.00	R02.08.257E.00	R02.08.256E.00	R02.08.257E.00
11	Wire Guard (Qty. 8)	04.37.100.00	04.37.100.00	04.37.100.00	04.37.100.00	04.37.100.00
12	Terminal Block – 3 Pole	---	---	---	R02.15.030.00	R02.15.030.00
13A	Relay – SPST	---	---	---	---	---
13B	Relay – DPDT	---	---	---	---	---
13C	Relay – DPST	---	---	---	---	---
14	High Limit, Manual	---	---	---	---	---
15	Infinite Control Switch (Qty. 2)	R02.19.018.00	R02.19.019.00	R02.19.019.00	R02.19.019.00	R02.19.019.00
16	On/Off Switch	R02.19.008A.00	R02.19.008A.00	R02.19.008A.00	R02.19.008A.00	R02.19.008A.00
17	Indicator Light, Green (Qty. 2)	---	---	---	02.19.150.00	02.19.150.00
18	Indicator Light, Red (Qty. 2)	02.19.154.00	02.19.151.00	02.19.151.00	---	---
	Indicator Light, Yellow	---	---	---	---	---
19A	Glass Door, Inner, Left Hand	R00.01.0012.00	R00.01.0012.00	R00.01.0012.00	R00.01.0012.00	R00.01.0012.00
19B	Glass Door, Inner, Mirrored, Left Hand	R00.01.0024.00	R00.01.0024.00	R00.01.0024.00	R00.01.0024.00	R00.01.0024.00
20A	Glass Door, Outer, Right Hand	R00.01.0011.00	R00.01.0011.00	R00.01.0011.00	R00.01.0011.00	R00.01.0011.00
20B	Glass Door, Outer, Mirrored, Right Hand	R00.01.0023.00	R00.01.0023.00	R00.01.0023.00	R00.01.0023.00	R00.01.0023.00
21	Glass, Front (Qty. 2)	04.40.072.00	04.40.072.00	04.40.072.00	04.40.072.00	04.40.072.00
22A	End Glass (Qty. 2)	04.40.069.00	04.40.069.00	04.40.069.00	04.40.069.00	04.40.069.00
22B	End Glass (Qty. 2)	04.40.070.00	04.40.070.00	04.40.070.00	04.40.070.00	04.40.070.00
23	Strain Relief ‡	02.20.226.00	02.20.212.00	02.20.212.00	02.20.212.00	02.20.212.00
24	Power Cord w/Plug ‡	02.18.039.00	02.18.038.00	02.18.068.00	02.18.038.00	02.18.068.00
25	Pan Divider (Qty. 2) (optional)	04.22.400.00	04.22.400.00	04.22.400.00	04.22.400.00	04.22.400.00
26	Pan Enclosure, 2 Pan (Optional)	04.22.406.00	04.22.406.00	04.22.406.00	04.22.406.00	04.22.406.00
	Pan Enclosure, 1 Pan (Qty. 2) *	04.22.407.00	04.22.407.00	04.22.407.00	04.22.407.00	04.22.407.00
27A	Heating Element, Base Quantity	02.05.293.00 4	02.05.144.00 1	02.05.294.00 4	02.05.144.00 1	02.05.294.00 4
27B	Heating Element, Base	---	---	---	---	---
28A	Water Trough	---	---	---	---	---
29	Heating Element, Water	---	---	---	---	---
30	High Limit, Automatic	---	---	---	---	---
	Wiring Diagram ‡	10-01-1060	10-01-273	10-01-273	10-01-276	10-01-276

The shaded areas contain part information for **International models only**.

*NOTE: Use the 120 V parts for 120/208 V or 120/240 V units, unless noted otherwise.*

‡ 120/208 V and 120/240 V units use Strain Relief P/N R02.20.440.00, Power Cord w/Plug P/N 02.18.128.00, and Wiring Diagram P/N HS2-767.

\* Not Shown.

## PARTS SPECIFIC TO MODEL GRHDH-4P

Item	Description	120 V	220 V	240 V	220-230 V	230-240 V
7	Pan Rail with Rubber Feet	---	---	---	---	---
8	Rubber Foot, Pan Rail	---	---	---	---	---
9	Light Bulb (Qty. 6)	02.30.043.00	02.30.058.00	02.30.058.00	02.30.058.00	02.30.058.00
10	Heating Element, Upper	R02.08.025D.00	R02.08.046E.00	R02.08.030E.00	R02.08.046E.00	R02.08.030E.00
11	Wire Guard (Qty. 4)	04.37.100.00	04.37.100.00	04.37.100.00	04.37.100.00	04.37.100.00
12	Terminal Block – 3 Pole	---	---	---	R02.15.030.00	R02.15.030.00
13A	Relay – SPST	02.01.088.00	02.01.180.00	02.01.105.00	02.01.180.00	02.01.105.00
13B	Relay – DPDT	02.01.097.00	---	---	---	---
13C	Relay – DPST	---	---	---	---	---
14	High Limit, Manual	02.16.071.00	02.16.071.00	02.16.071.00	02.16.071.00	02.16.071.00
15	Infinite Control Switch (Qty. 2)	R02.19.018.00	R02.19.019.00	R02.19.019.00	R02.19.019.00	R02.19.019.00
16	On/Off Switch ‡	R02.19.006.00	R02.19.008A.00	R02.19.008A.00	R02.19.008A.00	R02.19.008A.00
17	Indicator Light, Green Quantity	02.19.155.00 1	---	---	02.19.150.00 2	02.19.150.00 2
18	Indicator Light, Red (Qty. 2)	02.19.154.00	02.19.151.00	02.19.151.00	---	---
	Indicator Light, Yellow	---	---	---	02.19.152.00	02.19.152.00
	Indicator Light, Blue	---	02.19.157.00	02.19.157.00	02.19.157.00	---
19A	Glass Door, Inner, Left Hand	R00.01.0006.00	R00.01.0006.00	R00.01.0004.00	R00.01.0004.00	R00.01.0004.00
19B	Glass Door, Inner, Mirrored, Left Hand	R00.01.0018.00	R00.01.0018.00	R00.01.0018.00	R00.01.001800	R00.01.0018.00
20A	Glass Door, Outer, Right Hand	R00.01.0005.00	R00.01.0005.00	R00.01.0003.00	R00.01.0003.00	R00.01.0003.00
20B	Glass Door, Outer, Mirrored, Right Hand	R00.01.0017.00	R00.01.0017.00	R00.01.0017.00	R00.01.0017.00	R00.01.0017.00
21	Glass, Front (Qty. 2)	04.40.067.00	04.40.067.00	04.40.067.00	04.40.067.00	04.40.067.00
22A	End Glass (Qty. 2)	04.40.065.00	04.40.065.00	04.40.065.00	04.40.065.00	04.40.065.00
22B	End Glass	---	---	---	---	---
23	Strain Relief ‡	02.20.226.00	02.20.212.00	02.20.212.00	02.20.212.00	02.20.212.00
24	Power Cord w/Plug ‡	02.18.039.00	02.18.038.00	02.18.068.00	02.18.068.00	02.18.038.00
25	Pan Divider (optional)	04.22.400.00	04.22.400.00	04.22.400.00	04.22.400.00	04.22.400.00
26	Pan Enclosure, 2 Pan (Optional) Pan Enclosure, 1 Pan *	04.22.406.00 ---	04.22.406.00 ---	04.22.406.00 ---	04.22.406.00 ---	04.22.406.00 ---
27A	Heating Element, Base Quantity	02.05.293.00 4	02.05.137.00 2	02.05.294.00 4	02.05.137.00 2	02.05.294.00 4
27B	Heating Element, Base Quantity	---	02.05.141.00 1	---	02.05.141.00 1	---
28A	Water Trough	04.22.403.00	04.22.403.00	04.22.403.00	04.22.403.00	04.22.403.00
29	Heating Element, Water	02.05.295.00	02.05.296.00	02.05.296.00	02.05.296.00	02.05.296.00
30	High Limit, Automatic	R02.16.036.00	R02.16.036.00	R02.16.036.00	R02.16.036.00	R02.16.036.00
	Wiring Diagram ‡	10-01-1062	HS2-2931	HS2-2932	HS2-4209	HS2-4210

The shaded areas contain part information for **International models only**.

NOTE: Use the 120 V parts for 120/208 V or 120/240 V units, unless noted otherwise.

‡ 120/208 V and 120/240 V units use On/Off Switch P/N R02.19.008A.00, Strain Relief P/N R02.20.440.00, Power Cord w/Plug P/N 02.18.128.00, and Wiring Diagram P/N HS2-2938.

\* Not Shown.

## PARTS SPECIFIC TO MODEL GRHDH-4PD

Item	Description	120 V	220 V	240 V	220-230 V	230-240 V
7	Pan Rail with Rubber Feet	---	---	---	---	---
8	Rubber Foot, Pan Rail	---	---	---	---	---
9	Light Bulb (Qty. 8)	02.30.043.00	02.30.058.00	02.30.058.00	02.30.058.00	02.30.058.00
10	Heating Element, Upper	R02.08.206D.00	R02.08.056E.00	R02.08.057E.00	R02.08.056E.00	R02.08.057E.00
11	Wire Guard (Qty. 4)	04.37.100.00	04.37.100.00	04.37.100.00	04.37.100.00	04.37.100.00
12	Terminal Block – 3 Pole	---	---	---	R02.15.030.00	R02.15.030.00
13A	Relay – SPST	02.01.088.00	02.01.180.00	02.01.105.00	02.01.180.00	02.01.105.00
13B	Relay – DPDT	02.01.097.00	---	---	---	---
13C	Relay – DPST	---	02.01.098.00	---	---	---
14	High Limit, Manual	02.16.071.00	02.16.071.00	02.16.071.00	02.16.071.00	02.16.071.00
15	Infinite Control Switch (Qty. 3)	R02.19.018.00	R02.19.019.00	R02.19.019.00	R02.19.019.00	R02.19.019.00
16	On/Off Switch ‡	R02.19.008A.00	R02.19.008A.00	R02.19.008A.00	R02.19.008A.00	R02.19.008A.00
17	Indicator Light, Green Quantity	02.19.155.00 1	---	---	02.19.150.00 3	02.19.150.00 3
18	Indicator Light, Red (Qty. 3)	02.19.154.00	02.19.151.00	02.19.151.00	---	---
	Indicator Light, Yellow	---	---	---	---	---
	Indicator Light, Blue	---	02.19.157.00	02.19.157.00	02.19.157.00	02.19.157.00
19A	Glass Door, Inner, Left Hand	R00.01.0012.00	R00.01.0012.00	R00.01.0012.00	R00.01.0012.00	R00.01.0012.00
19B	Glass Door, Inner, Mirrored, Left Hand	R00.01.0024.00	R00.01.0024.00	R00.01.0024.00	R00.01.0024.00	R00.01.0024.00
20A	Glass Door, Outer, Right Hand	R00.01.0011.00	R00.01.0011.00	R00.01.0011.00	R00.01.0011.00	R00.01.0011.00
20B	Glass Door, Outer, Mirrored, Right Hand	R00.01.0023.00	R00.01.0023.00	R00.01.0023.00	R00.01.0023.00	R00.01.0023.00
21	Glass, Front	04.40.072.00	04.40.072.00	04.40.072.00	04.40.072.00	04.40.072.00
22A	End Glass (Qty. 2)	04.40.069.00	04.40.069.00	04.40.069.00	04.40.069.00	04.40.069.00
22B	End Glass (Qty. 2)	04.40.070.00	04.40.070.00	04.40.070.00	04.40.070.00	04.40.070.00
23	Strain Relief ‡	02.20.226.00	02.20.212.00	02.20.212.00	02.20.212.00	02.20.212.00
24	Power Cord w/Plug ‡	02.18.039.00	02.18.038.00	02.18.068.00	02.18.038.00	02.18.068.00
25	Pan Divider (optional)	04.22.400.00	04.22.400.00	04.22.400.00	04.22.400.00	04.22.400.00
26	Pan Enclosure, 2 Pan (Optional)	04.22.406.00	04.22.406.00	04.22.406.00	04.22.406.00	04.22.406.00
	Pan Enclosure, 1 Pan *	04.22.407.00	04.22.407.00	04.22.407.00	04.22.407.00	04.22.407.00
27A	Heating Element, Base Quantity	02.05.293.00 4	02.05.137.00 2	02.05.294.00 4	02.05.137.00 2	02.05.294.00 3
27B	Heating Element, Base Quantity	---	02.05.141.00 1	---	02.05.141.00 1	---
28A	Water Trough	04.22.403.00	04.22.403.00	04.22.403.00	04.22.403.00	04.22.403.00
29	Heating Element, Water	02.05.295.00	02.05.296.00	02.05.296.00	02.05.296.00	02.05.296.00
30	High Limit, Automatic	R02.16.036.00	R02.16.036.00	R02.16.036.00	R02.16.036.00	R02.16.036.00
	Wiring Diagram ‡	10-01-1063	10-01-969	10-01-969	10-01-969	10-01-969

The shaded areas contain part information for **International models only**.

*NOTE: Use the 120 V parts for 120/208 V or 120/240 V units, unless noted otherwise.*

‡ 120/208 V and 120/240 V units use On/Off Switch P/N R02.19.006.00, Strain Relief P/N R02.20.440.00, Power Cord w/Plug P/N 02.18.128.00, and Wiring Diagram P/N 10-01-969.

\* Not Shown.



# AUTHORIZED PARTS DISTRIBUTORS • AUTORISÉS DISTRIBUTEURS DE PIÈCES

## ALABAMA

Jones McLeod Appl. Svc.  
Birmingham 205-251-0159

## ARIZONA

Service Solutions Group  
Phoenix 602-234-2443

Byassee Equipment Co.  
Phoenix 602-252-0402

## CALIFORNIA

Industrial Electric  
Commercial Parts & Service, Inc.  
Huntington Beach 714-379-7100

Chapman Appl. Service  
San Diego 619-298-7106

P & D Appliance  
Commercial Parts & Service, Inc.  
S. San Francisco 650-635-1900

## COLORADO

Hawkins Commercial Appliance  
Englewood 303-781-5548

## FLORIDA

Whaley Foodservice Repair  
Jacksonville 904-725-7800

3Wire Nass Service Co., Inc.  
Orlando 407-425-2681

B.G.S.I.  
Pompano Beach 954-971-0456

Comm. Appliance Service  
Tampa 813-663-0313

## GEORGIA

TWC Services  
Mableton 770-438-9797

Heritage Service Group  
Norcross 866-388-9837

Southeastern Rest. Svc.  
Norcross 770-446-6177

## HAWAII

Burney's Comm. Service, Inc.  
Honolulu 808-848-1466

Food Equip Parts & Service  
Honolulu 808-847-4871

## ILLINOIS

Parts Town  
Lombard 708-865-7278

Eichenauer Elec. Service  
Decatur 217-429-4229

Midwest Elec. Appl. Service  
Elmhurst 630-279-8000

Cone's Repair Service  
Moline 309-797-5323

## INDIANA

GCS Service  
Indianapolis 800-727-8710

## IOWA

Goodwin Tucker Group  
Des Moines 515-262-9308

## KENTUCKY

Service Solutions Group  
Lexington 859-254-8854

Service Solutions Group  
Louisville 502-451-5411

## LOUISIANA

Chandlers Parts & Service  
Baton Rouge 225-272-6620

## MARYLAND

Electric Motor Service  
Baltimore 410-467-8080

GCS Service  
Silver Spring 301-585-7550

## MASSACHUSETTS

Ace Service Co., Inc.  
Needham 781-449-4220

## MICHIGAN

Bildons Appliance Service  
Detroit 248-478-3320

Commercial Kitchen Service  
Bay City 989-893-4561

Midwest Food Equip. Service  
Grandville 616-261-2000

## MINNESOTA

GCS Service  
Minnetonka 800-822-2303  
x20365

## MISSOURI

General Parts  
Kansas City 816-421-5400

Commercial Kitchen Services  
St. Louis 314-890-0700

Kaemmerlen Parts & Service  
St. Louis 314-535-2222

## NEBRASKA

Anderson Electric  
Omaha 402-341-1414

## NEVADA

Burney's Commercial  
Las Vegas 702-736-0006

Hi. Tech Commercial Service  
N. Las Vegas 702-649-4616

## NEW JERSEY

Jay Hill Repair  
Fairfield 973-575-9145

Service Plus  
Flanders 973-691-6300

## NEW YORK

Acme American Repairs, Inc.  
Brooklyn 718-456-6544

Alpro Service Co.  
Brooklyn 718-386-2515

Appliance Installation  
Buffalo 716-884-7425

Duffy's Equipment Services, Inc.  
Buffalo 800-836-1014

3Wire Northern  
Plattsburgh 800-634-5005

Duffy's Equipment Services, Inc.  
Sauquoit 800-836-1014

J.B. Brady, Inc.  
Syracuse 315-422-9271

## NORTH CAROLINA

Authorized Appliance  
Charlotte 704-377-4501

## OHIO

Akron/Canton Comm. Svc. Inc.  
Akron 330-753-6634

Service Solutions Group  
Cincinnati 513-772-6600

Commercial Parts and Service  
Columbus 614-221-0057

Electrical Appl. Repair Service  
Brooklyn Heights 216-459-8700

E. A. Wichman Co.  
Toledo 419-385-9121

## OKLAHOMA

Hagar Rest. Service, Inc.  
Oklahoma City 405-235-2184

Krueger, Inc.  
Oklahoma City 405-528-8883

## OREGON

Ron's Service, Inc.  
Portland 503-624-0890

## PENNSYLVANIA

Elmer Schultz Services  
Philadelphia 215-627-5401

FAST Comm. Appl. Service  
Philadelphia 215-288-4800

Appliance Installation & Service  
Pittsburgh 412-809-0244

K & D Service Co.  
Harrisburg 717-236-9039

Electric Repair Co.  
Reading 610-376-5444

## RHODE ISLAND

Marshall Electric Co.  
Providence 401-331-1163

## SOUTH CAROLINA

Whaley Foodservice Repair  
Lexington 803-996-9900

## TENNESSEE

Camp Electric  
Memphis 901-527-7543

## TEXAS

GCS Service  
Fort Worth 800-433-1804

Armstrong Repair Service  
Houston 713-666-7100

Cooking Equipment Specialist  
Mesquite 972-686-6666

Commercial Kitchen Repair Co.  
San Antonio 210-735-2811

## UTAH

La Monica's Rest. Equip. Service  
Murray 801-263-3221

## VIRGINIA

Daubers  
Norfolk 757-855-4097

Daubers  
Springfield 703-866-3600

## WASHINGTON

3Wire Restaurant Appliance  
Seattle 800-207-3146

## WISCONSIN

A.S.C., Inc.  
Madison 608-246-3160

A.S.C., Inc.  
Milwaukee 414-543-6460

## CANADA

### ALBERTA

Key Food Equipment Service  
Edmonton 780-438-1690

### BRITISH COLUMBIA

Key Food Equipment Service  
Vancouver 604-433-4484

Key Food Equipment Service  
Victoria 250-920-4888

### MANITOBA

Air Rite, Inc.  
Winnipeg 204-895-2300

### NEW BRUNSWICK

EMR Services, Ltd.  
Moncton 506-855-4228

### ONTARIO

R.G. Henderson Ltd.  
Toronto 416-422-5580

Choquette - CKS, Inc.  
Ottawa 613-739-8458

### QUÉBEC

Choquette - CKS, Inc.  
Montreal 514-722-2000

Choquette - CKS, Inc.  
Québec City 418-681-3944

## UNITED KINGDOM

Marren Group  
Northants +44(0)1933 665313

**HATCO CORPORATION**  
P.O. Box 340500  
Milwaukee, WI 53234-0500 U.S.A.  
800-558-0607 414-671-6350  
Parts and Service Fax 800-690-2966  
International Fax 414-671-3976  
partsandservice@hatcocorp.com  
www.hatcocorp.com



24 Hour 7 Day Parts and Service  
Assistance available in the United States  
and Canada by calling 800-558-0607.