

## **SECTION 3. PARTS INFORMATION**

### **3-1. INTRODUCTION**

This section lists the replaceable parts of the Henny Penny MPC units.

### **3-2. GENUINE PARTS**

Use only genuine Henny Penny parts in your cabinet. Using a part of lesser quality or substitute design may result in damage to the unit, or personal injury.

### **3-3. WHEN ORDERING PARTS**

Once the parts that you want to order have been found in the parts list, write down the following information:

Example:   Item Number     8  
              Part Number     63464  
              Description     Switch - Power

From data plate, list the following information:

Example:   Product Number MPC554  
              Serial Number AW001IE  
              Voltage         120 Volt

### **3-4. PRICES**

Your distributor has a price list and will be glad to inform you of the cost of your parts order.

### **3-5. DELIVERY**


Commonly replaced items are stocked by your local distributor and will be sent out when your order is received. Other parts will be ordered, by your distributor, from Henny Penny Corporation.

### **3-6. WARRANTY**

All replacement parts (except lamps and fuses) are warranted for 90 days against manufacturing defects and workmanship. If damage occurs during shipping, notify the carrier at once so that a claim may be properly filed. Refer to warranty in the front of the manual for other rights and limitations.

### **3-7. RECOMMENDED SPARE PARTS FOR DISTRIBUTORS**


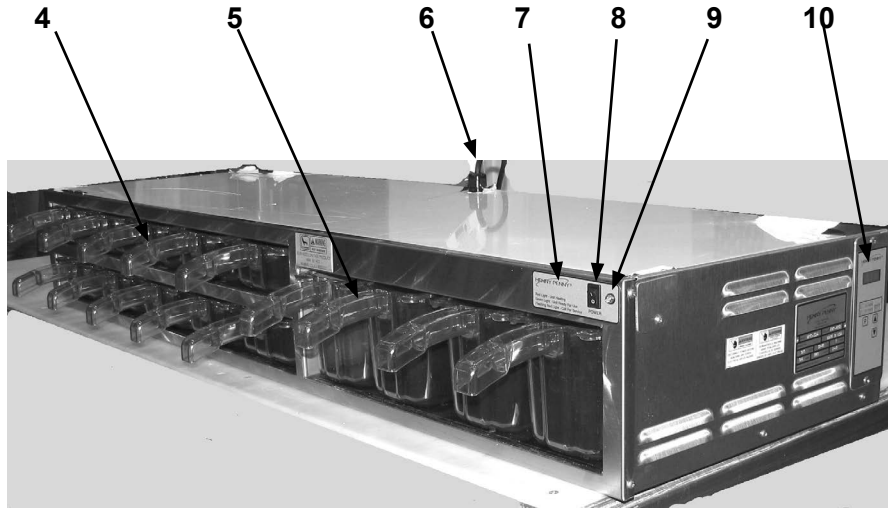
Recommended replacement parts, stocked by your distributor, are indicated with √ in the parts lists. Please use care when ordering recommended parts, because all voltages and variations are marked. Distributors should order parts based upon common voltages and equipment sold in their territory.



## MPC-554/MPC-1L/MPC-22


Item No.	Part No.	Description	Quantity
B 1	30978	Transformer Assembly - 120VP-12VS-20VP	1
A 2	40645	Relay - 25A - Solid State	As Required
B 3	73602	Control - MPC	1

Recommended Parts: A=Truck Stock/B=Dist. Stock



**MPC-1L**

**MPC-554**



**MPC-22**

Item No.	Part No.	Description	Quantity		
			554	1L	22
B 4	71851	Pan - Small MPC	10	-	4
B 5	71850	Pan - Large MPC	4	1	-
	6	Cord - Power 1	1	1	
	7	Decal - Power Switch - Left - MPC-554 & MPC-1L	1	1	-
	7	Decal - Power Switch - Right - MPC-554	1	-	-
A 8	63464	Switch - Power	1	1	1
A 9	LS72-000	Indicator - Bi-Color Panel Mount	1	1	1
	10	Decal - Control - MPC-554/MPC-1L/MPC-22	1	1	1
	11	Decal - Power Switch - MPC-22	1	-	1
	12	Terminal Block - MPC-554 (not shown)	2	-	-

\* For possible heater or temperature sensor failure on MPC-22 and MPC-1L's, please call Technical Support at 1-800-417-8405/ 1-937-456-8405, or [technicalservice@hennypenny.com](mailto:technicalservice@hennypenny.com).

Recommended Parts: A=Truck Stock/B=Dist. Stock

Item No.	Part No.	Description	Quantity		
			554	1L	22
-	140197	Kit-MPC554 Liner Top LH 120V	1	-	-
-	140198	Kit-MPC554 Liner Bot LH 120V	1	-	-
-	140199	Kit-MPC554 Liner Short LH 120V	1	-	-
-	140200	Kit-MPC554 Liner Top RH 230V	1	-	-
-	140201	Kit-MPC554 Liner Bot RH 230V	1	-	-
-	140202	Kit-MPC554 Liner Short RH 230V	1	-	-
-	140203	Kit-MPC554 Liner Top LH 230V	1	-	-
-	140204	Kit-MPC554 Liner Bot LH 230V	1	-	-
-	140205	Kit-MPC554 Liner Short LH 230V	1	-	-
-	14910	Kit-MPC554 Liner Top RH 120V	1	-	-
-	14911	Kit-MPC554 Liner Bot RH 120V	1	-	-
-	14912	Kit-MPC554 Liner Short RH 120V	1	-	-
-	91699-001	Assy-MPC1L Liner 120V	-	1	-
-	91699-002	Assy-MPC1L Liner 230V	-	1	-
-	91699-003	Assy-MPC1L Liner 100V	-	1	-
-	28979	Transformer 208/240VP 12VS	-	1	1
-	91691-001	Assy- MPC22 Liner Bottom 120V	-	-	2
-	91691-002	Assy- MPC22 Liner Bottom 230V	-	-	2
-	91691-003	Assy- MPC22 Liner Bottom 100V	-	-	2
-	91690-001	Assy- MPC22 Liner Top 120V	-	-	2
-	91690-002	Assy- MPC22 Liner Top 230V	-	-	2
-	91690-003	Assy- MPC22 Liner Top 100V	-	-	2

\* *For possible heater or temperature sensor failure on MPC-22 and MPC-1L's, please call Technical Support at 1-800-417-8405/ 1-937-456-8405, or [technicalservice@hennypenny.com](mailto:technicalservice@hennypenny.com).*

Recommended Parts: A=Truck Stock/B=Dist. Stock