

NO. 71101

ISSUED: AUG. 31, 1993

REVISED: AUG. 15, 2000



**HOSHIZAKI
MODULAR FLAKER**

MODEL

F-1000MAE(-C)

F-1000MWE(-C)

F-1000MRE(-C)

(FINAL) PARTS LIST

F-1000MAE
D-1 Sept., 1993
D-2 Oct., 1994
E-0 Jan., 1995
E-1 May, 1995
F-0 Dec., 1995
F-1 July, 1996
G-0 Jan., 1997
G-1 April, 1997
G-2 June, 1997
H-2 Dec., 1997

F-1000MAE-C
E-0 Feb., 1995
E-1 May, 1995
F-0 Dec., 1995
F-1 July, 1996
F-2 Aug., 1996
G-0 Dec., 1996
G-1 June, 1997
H-2 Jan., 1998
J-0 Dec., 1998

F-1000MWE
D-1 Sept., 1993
D-2 Oct., 1994
E-0 Feb., 1995
E-1 April, 1995
F-0 Jan., 1996
F-1 July, 1996
G-0 Feb., 1997
G-1 April, 1997
H-2 Jan., 1998

F-1000MWE-C
E-1 March, 1995
F-0 Dec., 1995
F-1 July, 1996
G-0 Feb., 1997
G-1 June, 1997

F-1000MRE
D-1 Sept., 1993
D-2 Sept., 1994
E-1 May, 1995
F-0 Dec., 1995
F-1 June, 1996
G-0 Feb., 1997
G-1 April, 1997
H-2 Dec., 1997

F-1000MRE-C
E-1 May, 1995
F-0 April, 1996
F-1 June, 1996
F-2 Oct., 1996
G-0 Jan., 1997
G-1 April, 1997
H-2 Dec., 1997

FASTENER ABBREVIATION LIST

ST	Phillips Truss Machine Screw
SP	Phillips Pan Head Machine Screw
SF	Phillips Flat Head Machine Screw
SS	Phillips Pan Head Machine Screw with Split Lock Washer
SW	Phillips Pan Head Machine Screw with Split Lock Washer and Flat Washer
T1	Phillips Truss Head Tapping Screw (Correspond to Type A)
T2	Phillips Truss Head Tapping Screw (Correspond to Type B)
T3	Phillips Truss Head Tapping Screw (Correspond to Type C)
FT	Phillips Truss Head Tapping Screw (Special)
BH	Hexagon Head Bolt
BC	Socket Head Cap Screw
BS	Hexagon Bolt with Split Washer
BW	Hexagon Bolt with Split Washer and Flat Washer
BF	Hexagon Flange Bolt
BR	Cross-Recessed Hexagon Head Bolt
BRW	Cross-Recessed Hexagon Head Bolt with Split Lock Washer and Flat Washer
WL	Split Lock Washer
WT	External Tooth Washer
WF	Flat Washer
WS	Spring Washer
NH	Hexagon Nut
NF	Hexagon Flange Nut
NC	Hexagon Cap Nut
NS	Square Nut
NW	Wing Nut

Ex. ST0308S (Phillips Truss Head Machine Screw
3x8, made of stainless steel)

Material	None:	Plated Steel
Length (mm)	S:	Stainless Steel
Nominal Diameter (mm)	B:	Brass
Form of Head	P:	Plastic
Description		

(Note) Second character is numerical except toe list.

Ex. S1, S2, B3 etc.

And abbreviations and names are shown under the illustration.

MATERIAL ABBREVIATIONS

ALUMINUM

AL = Aluminum

COPPER

CU = Copper

PLASTIC

ABS = Acrylonitrile -butadiene - styrene
 AC = Polyacetal
 EVA = Ethylene vinyl acetate
 PA = Polyamide = Nylon
 PC = Polycarbonate
 PE = Polyethylene
 PES = Polyester
 PETP = Polyethylene terephthalate = Tetlon
 PP = Polypropylene
 PS = Polystyrene
 PTFE = Polytetrafluoroethylene = Teflon
 PUR = Polyurethane
 PVC = Polyvinyl chloride

RUBBER

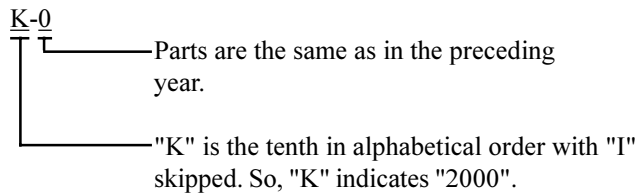
VN = Vinyl Nitrile
 EPDM = EP rubber
 NBR = Nitrile butadiene rubber
 NR = Natural rubber
 NP = Neoprene
 SI.R = Silicone rubber
 SY.R = Synthetic rubber
 EPH = Epichlorohydrin

STEEL

GS = Galvanized steel
 SS = Stainless steel
 PS = Plated steel
 PAS = Primed steel

AUXILIARY CODE

Ex.1

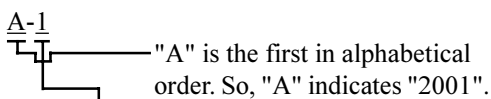


(Note) - = Part deleted.

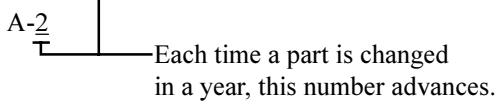
x = Part deleted and replaced by "o" part.

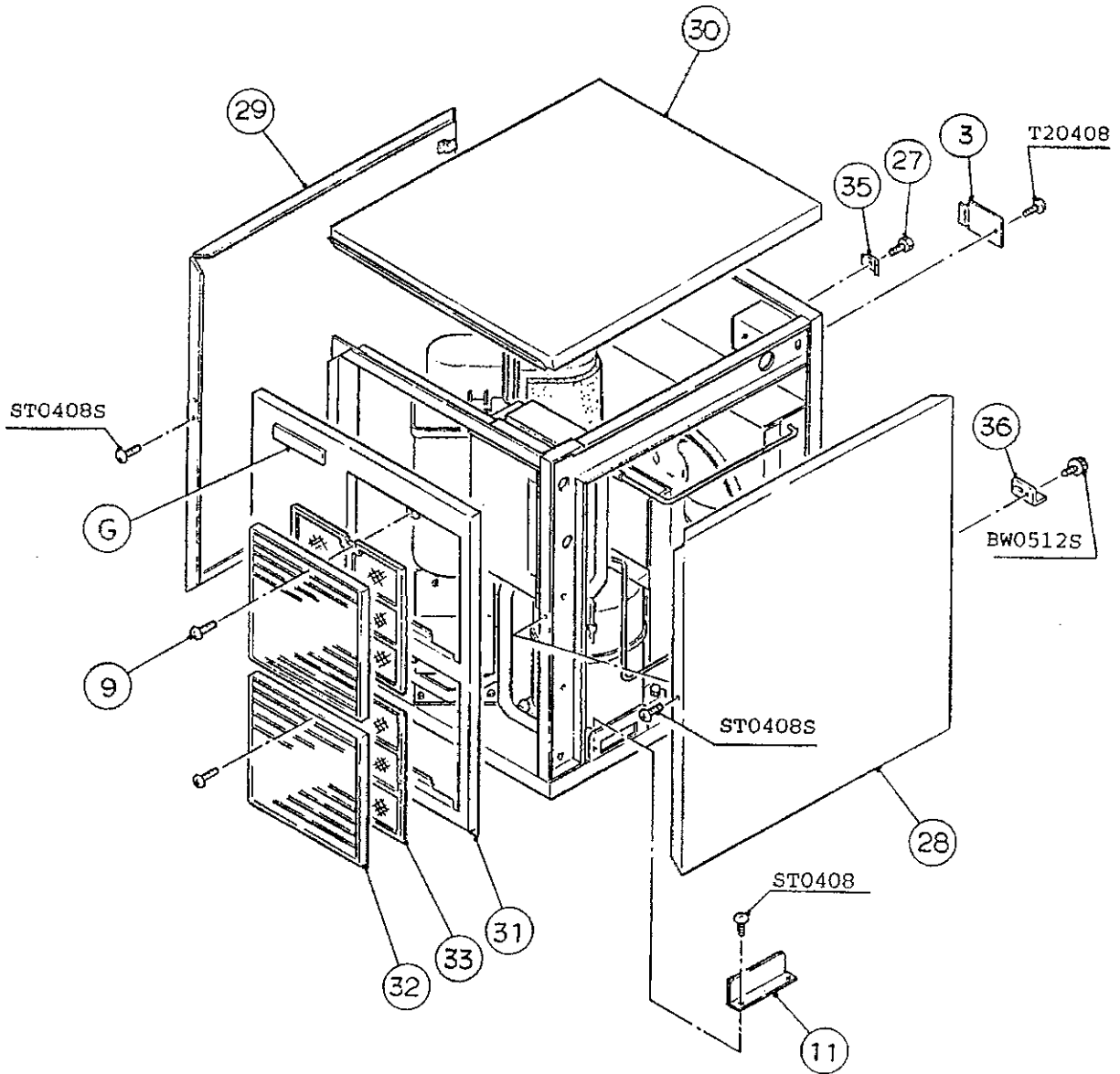
o = New part for "x" in the same auxiliary code.

Ex.2



Ex.3



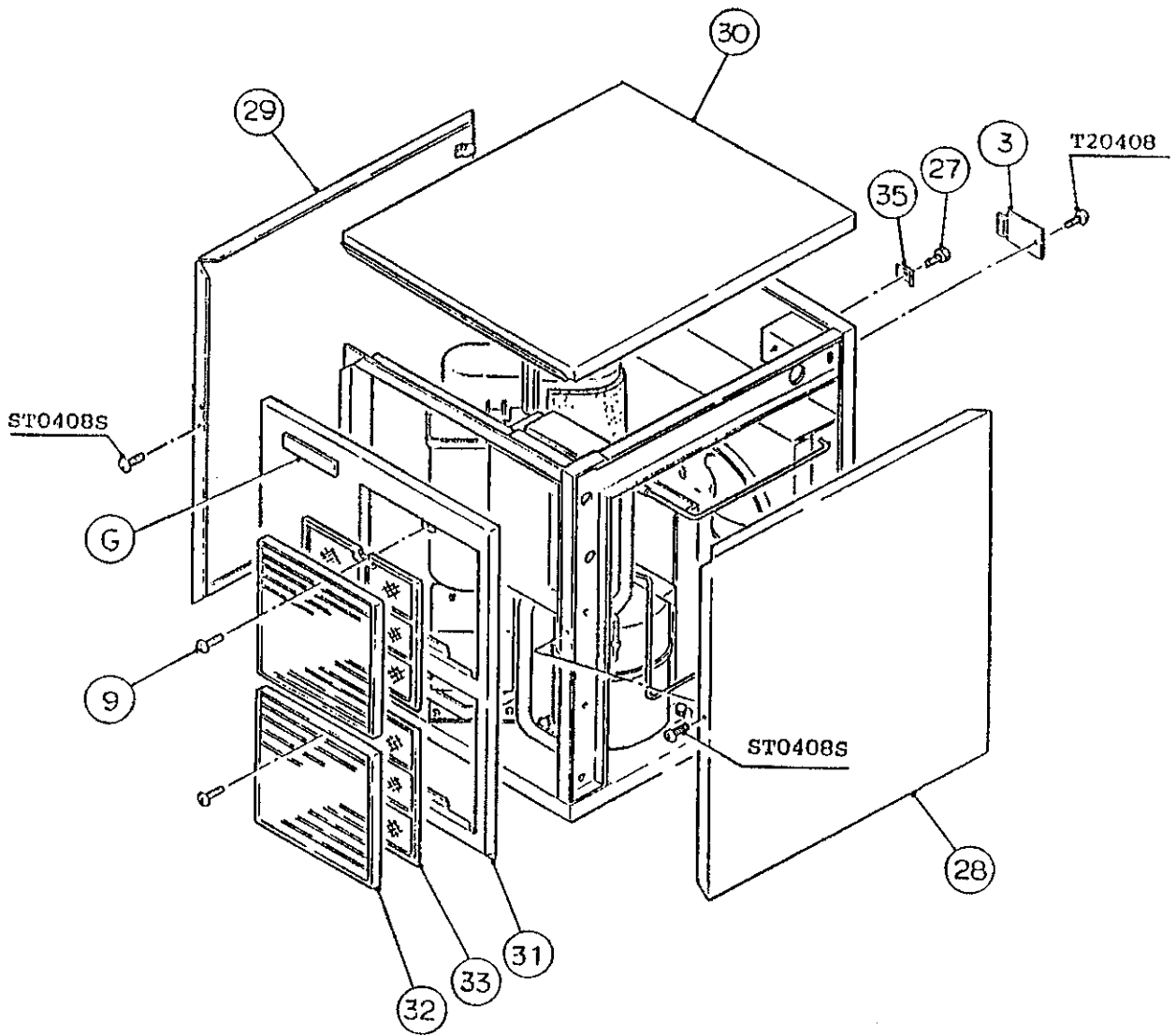


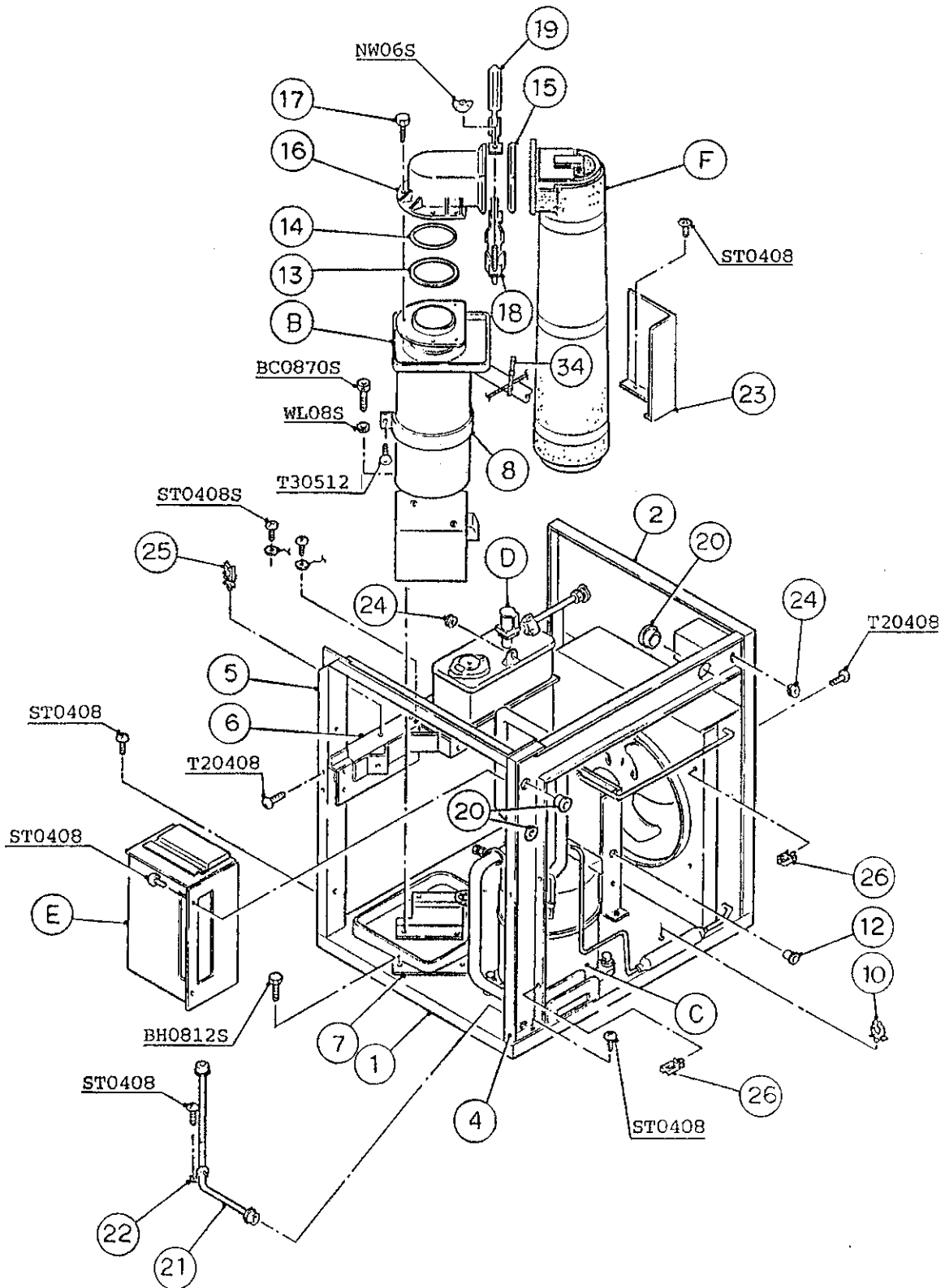
HA

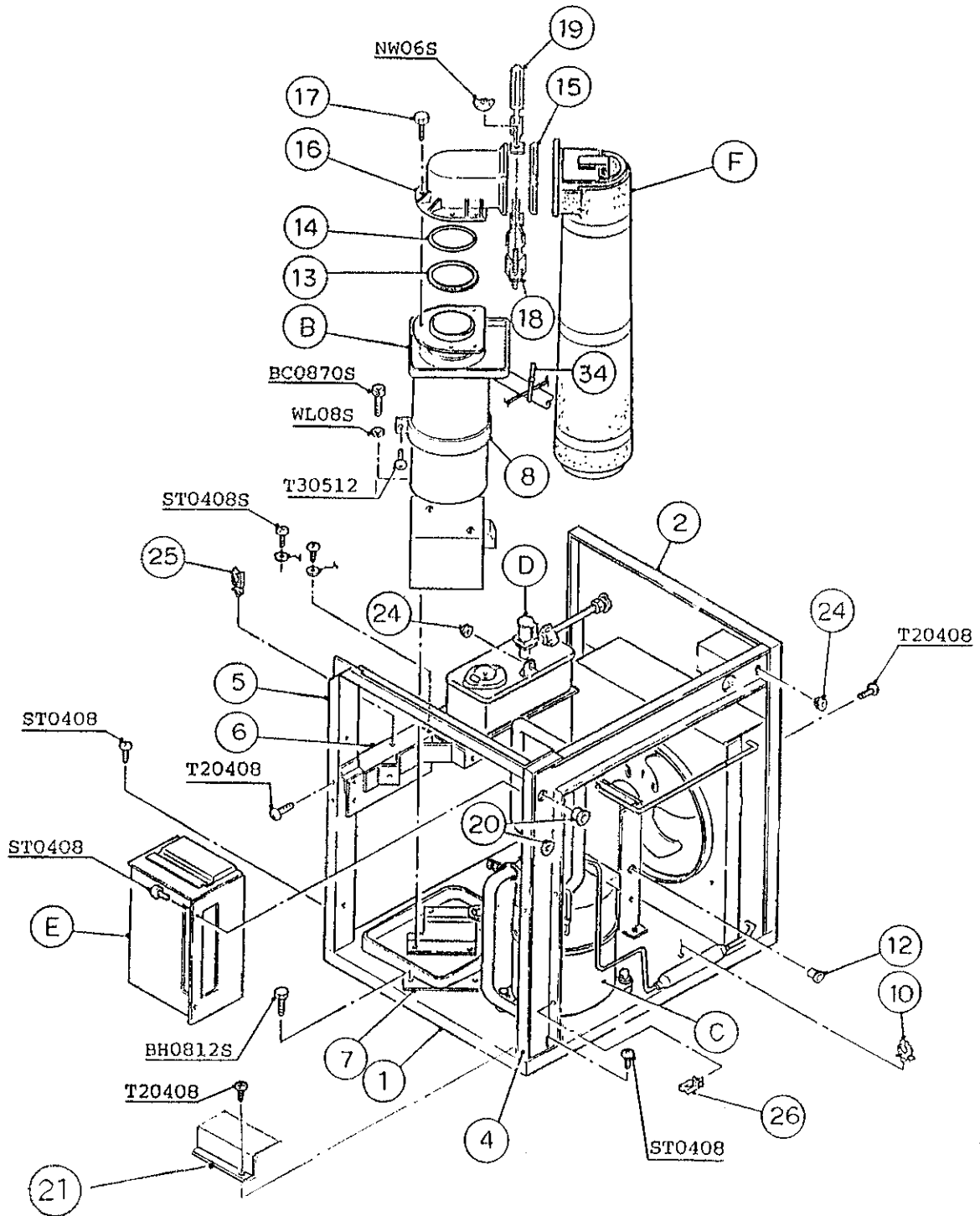
F-1000MAE(-C)

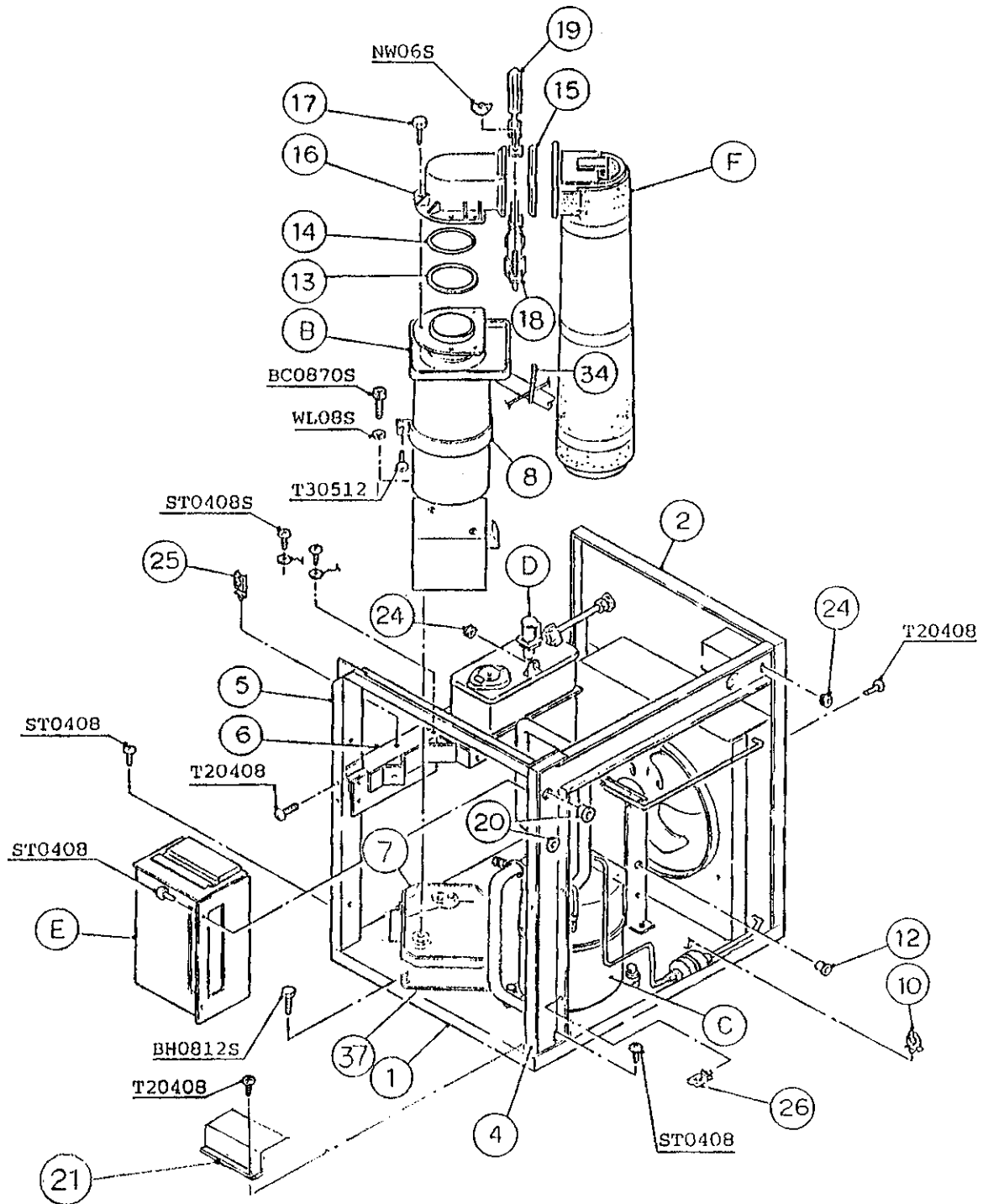
A. ICE FLAKER ASSEMBLY (1/2)

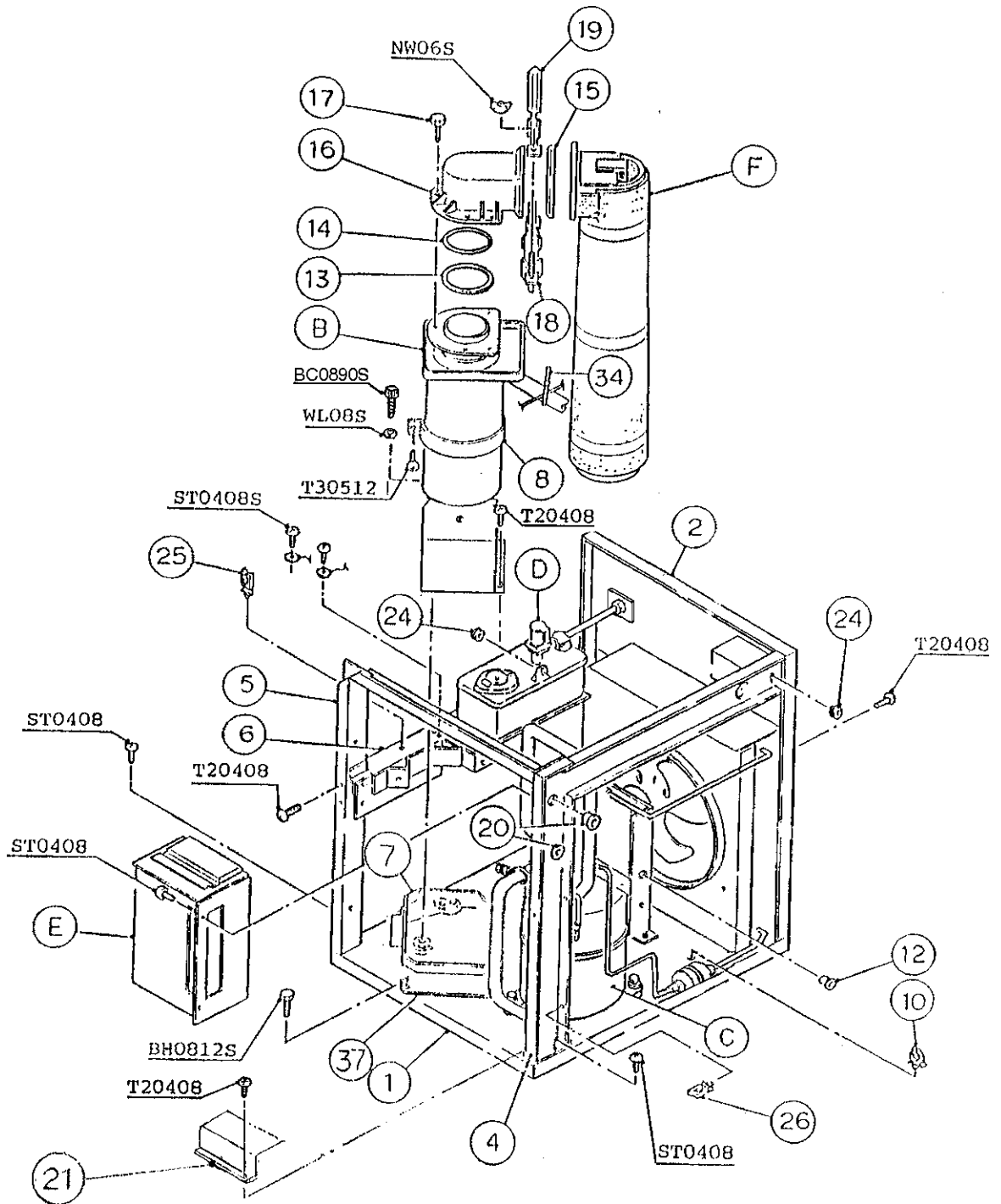
D10536M-D11126J, D-2, E-0, E-1,
F-0, F-1, F-2, G-0, G-1, G-2, H-2,
J-0











HA

MODEL: F-100MAE TITLE: A. ICE FLAKER ASSEMBLY													
INDEX NO.	DESCRIPTION	MATERIAL OR MODEL NUMBER	PART NUMBER	REQUIRED NUMBER									
				D10501 through D10535L	D10536M through D11126J	D-2	E-0	E-1	F-0	F-1 G-0	G-1	G-2	H-2
B	EVAPORATOR ASSEMBLY	-	321234A03	1	1	1	1	1	1	-			
		-	3A0561A01							1	1	1	1
C	REFRIGERATION UNIT	-	104720A02	1	-								
		-	2A0238A01		1	-							
		-	2A0238A02			1	1	1	1	1	1	-	
		-	2A0238A03									1	1
D	WATER CIRCUIT ASSEMBLY	-	106540A01	1	-								
		-	2A0237A01		1	-							
	WATER CIRCUIT	-	2A0374A01			1	1	-					
		-	2A0374A02					1	1	-			
		-	2A0600A01						1	1	1	1	1
E	CONTROL BOX ASSEMBLY	-	213125A03	1	x1								
		-	2A0228A01		o1	-							
		-	2A0228A03			1	1	1	1	-			
		-	2A0603A01						1	1	1	1	1
F	CHUTE ASSEMBLY	-	214824A01	1	1	x1							
		-	2A0444A01			o1	1	1	1	1	1	1	-
		-	2A0941A01										1
G	LABEL LOCATION	-	218879A01	1	-								
		-	2A0242A01		1	-							
		-	2A0242A04			1	1	1	1	-			
		-	2A0242A12							1			
		-	2A0242A12							1	1	1	1

MODEL: F-100MAE-C TITLE: A. ICE FLAKER ASSEMBLY														
INDEX NO.	DESCRIPTION	MATERIAL OR MODEL NUMBER	PART NUMBER	REQUIRED NUMBER										
				E-0	E-1	F-0	F-1	F-2	G-0	G-1	H-2	J-0		
B	EVAPORATOR ASSEMBLY	-	321234A04	1	1	1	-							
		-	3A0561A02				1	1	1	1	1	1		
C	REFRIGERATION UNIT	-	2A0238A02	1	1	1	1	1	1	1	1	-		
		-	2A0238A03									1	1	
D	WATER CIRCUIT	-	2A0374A01	1	-									
		-	2A0374A02		1	1	-							
		-	2A0600A01				1	1	1	1	1	1		
E	CONTROL BOX ASSEMBLY	-	2A0228A03	1	1	1	-							
		-	2A0603A01				1	1	1	1	1	1		
F	CHUTE ASSEMBLY	-	2A0444A01	1	1	1	1	1	1	1	1	-		
		-	2A0941A01									1	1	
G	LABEL LOCATION	-	2A0242A07	1	1	1	-							
		-	2A0242A05				1	1	1	1	1	x1		
		-	2A0242A15										o1	

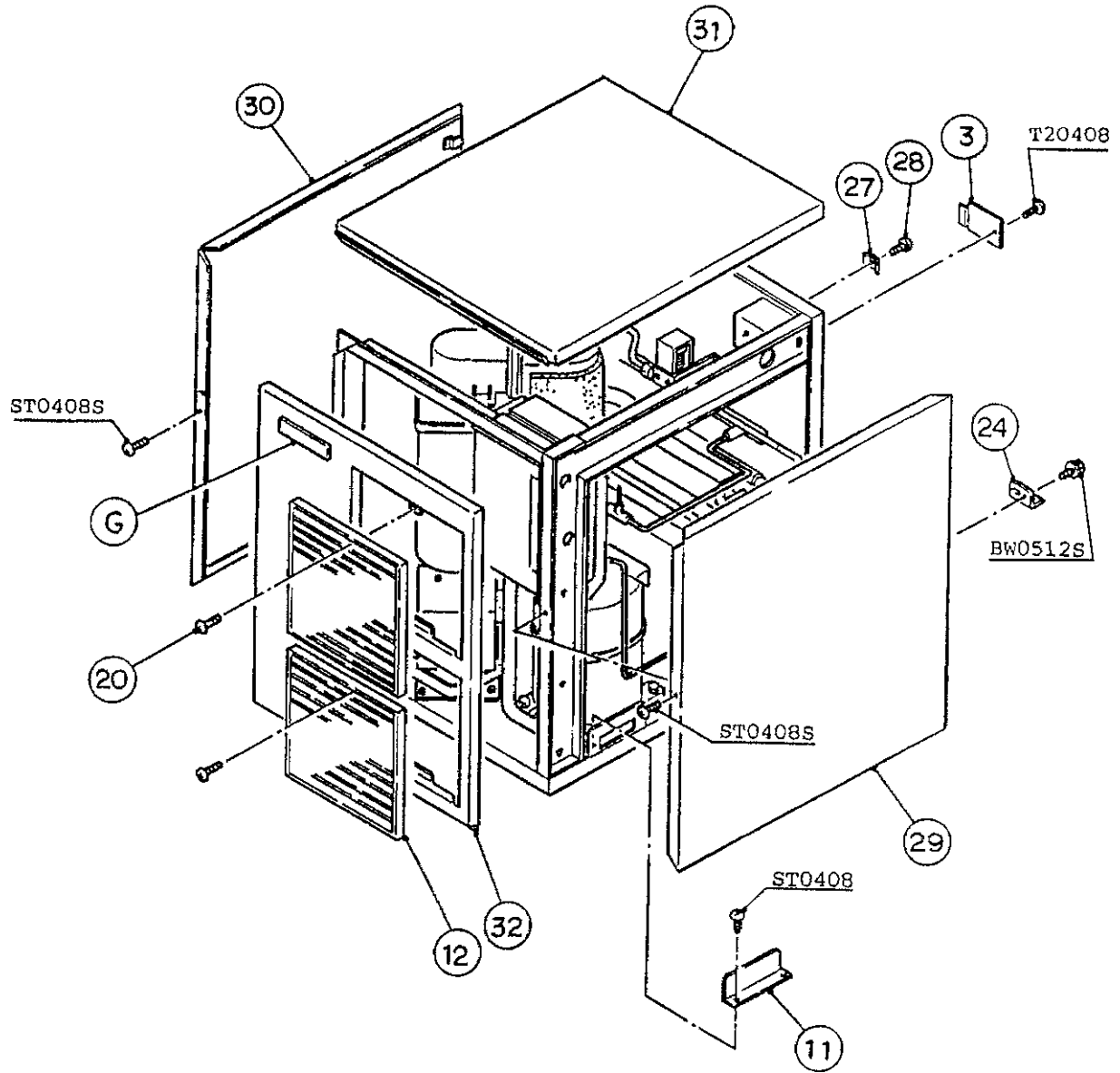
HA

MODEL: F-1000MAE, MAE-C TITLE: A. ICE FLAKER ASSEMBLY												
INDEX NO.	DESCRIPTION	MATERIAL OR MODEL NUMBER	PART NUMBER	REQUIRED NUMBER								
				D10501 through D10535L	D10536M through D11126J	D-2 E-0	E-1 F-0	F-1	F-2	G-0	G-1	G-2
1	CHASSIS	GS	211647G01	1	-							
		GS	2A0211G01		1	-						
		GS	2A0211G04			1	1	1	1	1	1	1
2	REAR PANEL	GS	211656G02	1	-							
		GS	2A0219G01		1	-						
		GS	2A0219G02			1	-					
		GS	2A0219G04				1	1	1	1	1	1
3	JUNCTION BOX COVER	GS	438314-01	1	x1							
		GS	433410-01		o1	1	1	1	1	1	1	1
4	FRAME (R)	GS	211659G03	1	-							
		GS	3A0255G01		1	1	1	1	1	1	1	1
5	FRONT FRAME	GS	211658G01	1	x1							
		GS	3A0254G01		o1	-						
		GS	3A0254G02			1	1	1	1	1	1	1
6	BRACKET-RESERVOIR	GS	211660G01	1	x1							
		GS	2A0232G01		o1	-						
		GS	2A0357G01			1	1	1	1	1	1	1
7	DRAIN PAN	GS	211474G02	1	1	-						
		ABS	323765G02			1	1	1	1	1	1	1
8	STRAP	GS	433412-01	1	1	1	1	x1				
		GS	4A0918-01					o1	1	1	1	1
9	TAPPING SCREW - BLACK	STEEL,4X8	433954-01	2	2	2	2	2	2	2	2	2
10	CLAMP	NO.1873	427902-06	2	x6							
		WS75-75-C	4A0337-12		o6	6	6	6	6	6	6	6
11	BARRIER-COMPRESSOR	GS	436019-01	1	-							
12	BUSHING	SB-562-7	420470-09	1	1	1	1	1	1	1	1	1
13	RING	PA	432661-01	1	1	1	1	1	1	1	1	1
14	"O"RING	G85	7616-G085	1	1	1	1	1	1	1	1	1
15	PACKING-SPOUT	EPDM	321037-01	1	1	1	1	1	1	1	1	1

MODEL: F-100MAE, MAE-C TITLE: A. ICE FLAKER ASSEMBLY												
INDEX NO.	DESCRIPTION	MATERIAL OR MODEL NUMBER	PART NUMBER	REQUIRED NUMBER								
				D10501 through D10535L	D10536M through D11126J	D-2	E-1	F-1	F-2	G-0	G-1	G-2
						E-0	F-0					J-0
16	SPOUT	PC	104020-01	1	1	1	1	1	1	1	1	1
17	THUMBSCREW	SS,ABS	415949G04	3	3	3	3	3	3	3	3	3
18	STRAP	SS	321038G02	1	1	1	1	1	1	1	1	1
19	STRAP	SS	328703-02	1	1	1	1	1	1	1	1	1
20	BUSHING	SB-1500-21	420470-06	3	3	3	3	3	3	3	3	3
21	CONDUIT	COPPER	321359G01	1	-							
	BARRIER	GS	4A0400-01		1	1	1	1	1	1	1	1
22	STRAP	GS	436137-01	1	-							
23	BARRIER	GS	441216-01	1	-							
24	BUSHING	SR-30-1	420472-03	2	2	2	2	2	2	2	2	2
25	WIRE SADDLE	LWS-2NS	428060-03	6	x9							
		VWS4238-C	4A0338-02		o9	6	6	6	6	6	6	6
26	WIRE SADDLE	LWS-4NS	428060-01	7	x4							
		VWS42105-C	4A0338-04		o4	4	4	4	4	4	4	4
27	SCREW-GROUNDING	BRASS	433304-02	1	1	1	1	1	1	1	1	1
28	SIDE PANEL (RIGHT)	SS	211669G02	1	x1							
		SS	2A0226G01		o1	1	1	1	1	1	1	1
29	SIDE PANEL (LEFT)	SS	211670G02	1	x1							
		SS	2A0225G01		o1	1	1	1	1	1	1	1
30	TOP PANEL	SS	213544-04	1	x1							
		SS	213544-01		o1	1	1	1	1	1	1	1
31	FRONT COVER	SS	321361-01	1	1	1	1	1	1	1	x1	
		SS	3A0803-01								o1	1
32	LOUVER (B)	P.P	103121-01	2	x2							
		P.P	103121-03		o2	2	2	2	2	2	2	2
33	AIR FILTER (B)	-	208283G01	2	x2							
		-	208283G03		o2	2	2	2	2	2	2	2
34	CABLE TIE	CV-150	7920-0003	2	2	2	2	2	2	2	2	2
35	SQUARE WASHER	BRASS	433537-02	1	1	1	1	1	1	1	1	1

HA

MODEL: F-100MAE, MAE-C TITLE: A. ICE FLAKER ASSEMBLY													
INDEX NO.	DESCRIPTION	MATERIAL OR MODEL NUMBER	PART NUMBER	REQUIRED NUMBER									
				D10501 through D10535L	D10536M through D11126J	D-2	E-1	F-1	F-2	G-0	G-1	G-2	H-2
						E-0	F-0						J-0
36	BRACE	GS	433469-01	2	-								
37	BRACKET - GEAR MOTOR	SS	327175G01			x1							
		GS	3A0396G01			o1	1	1	1	1	1	1	1

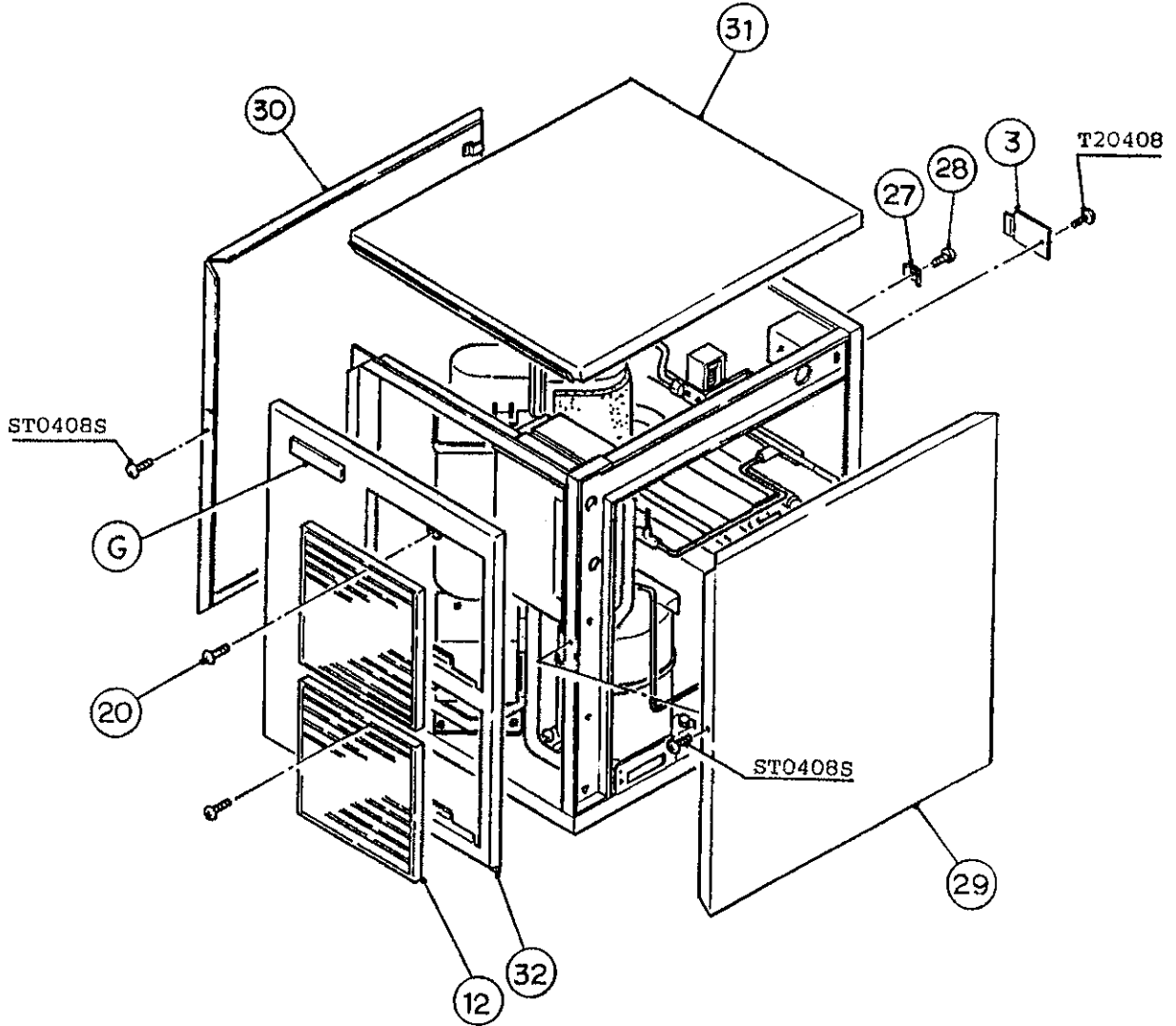


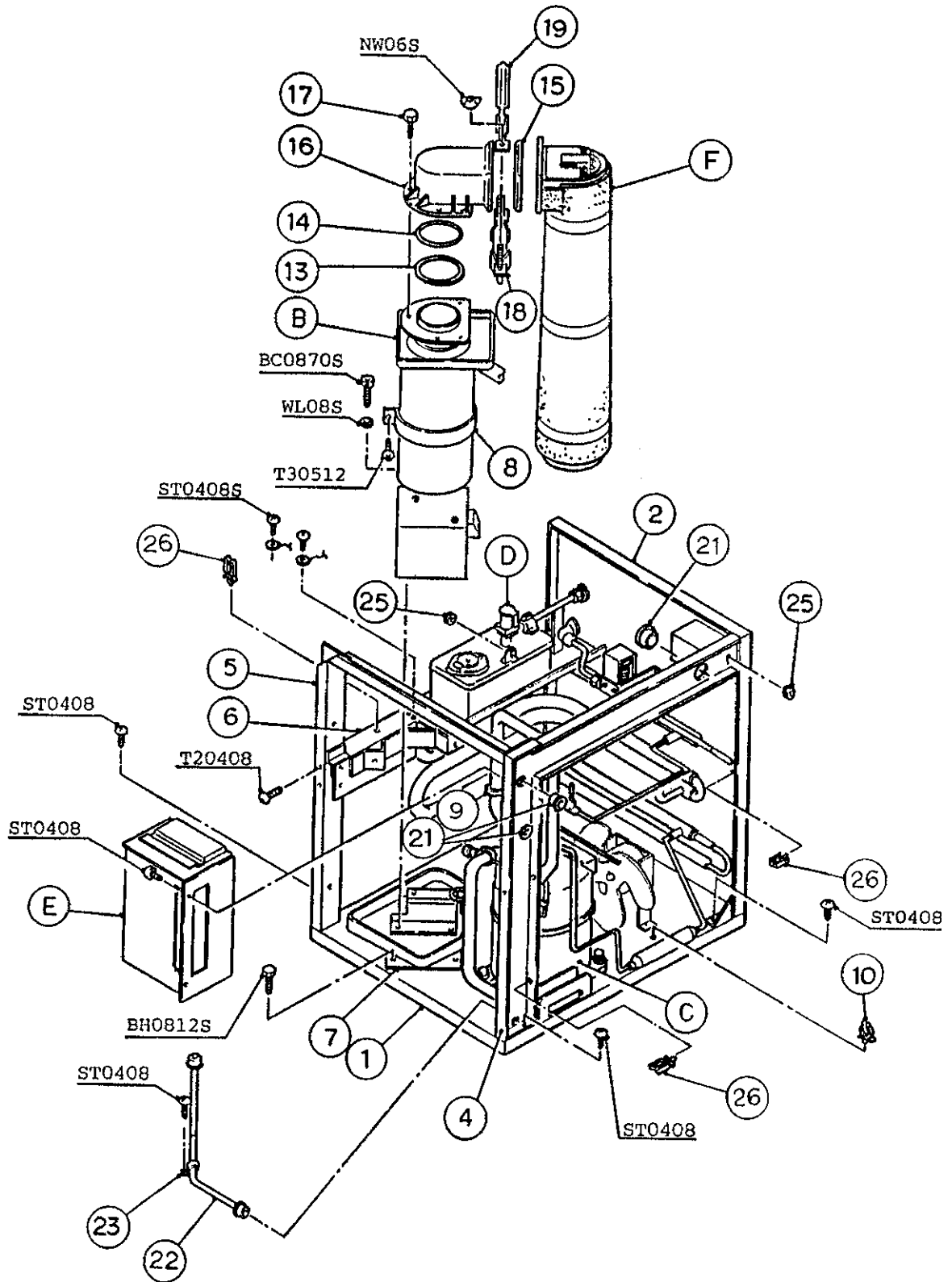
HA

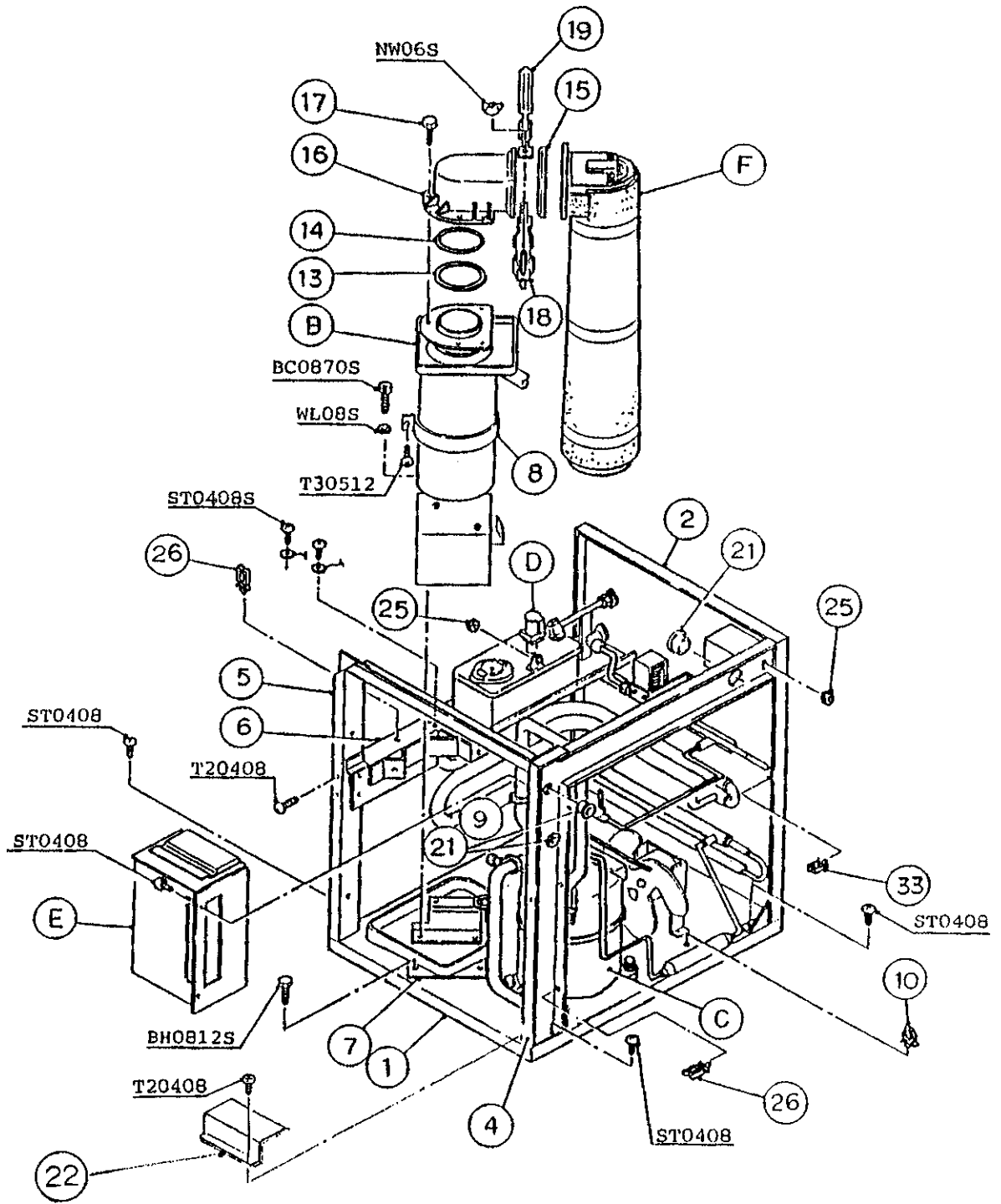
F-1000MWE(-C)

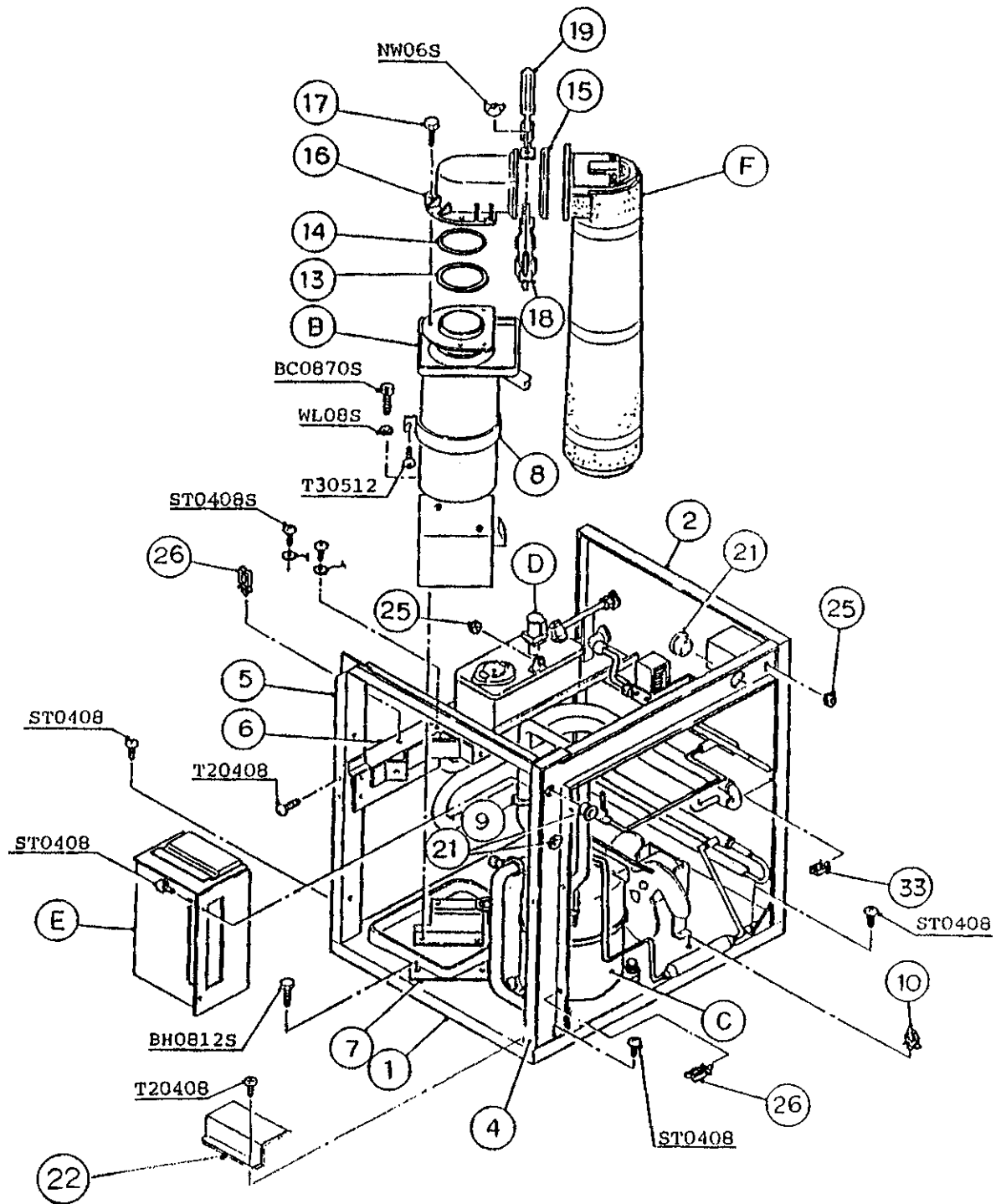
A. ICE FLAKER ASSEMBLY (1/2)

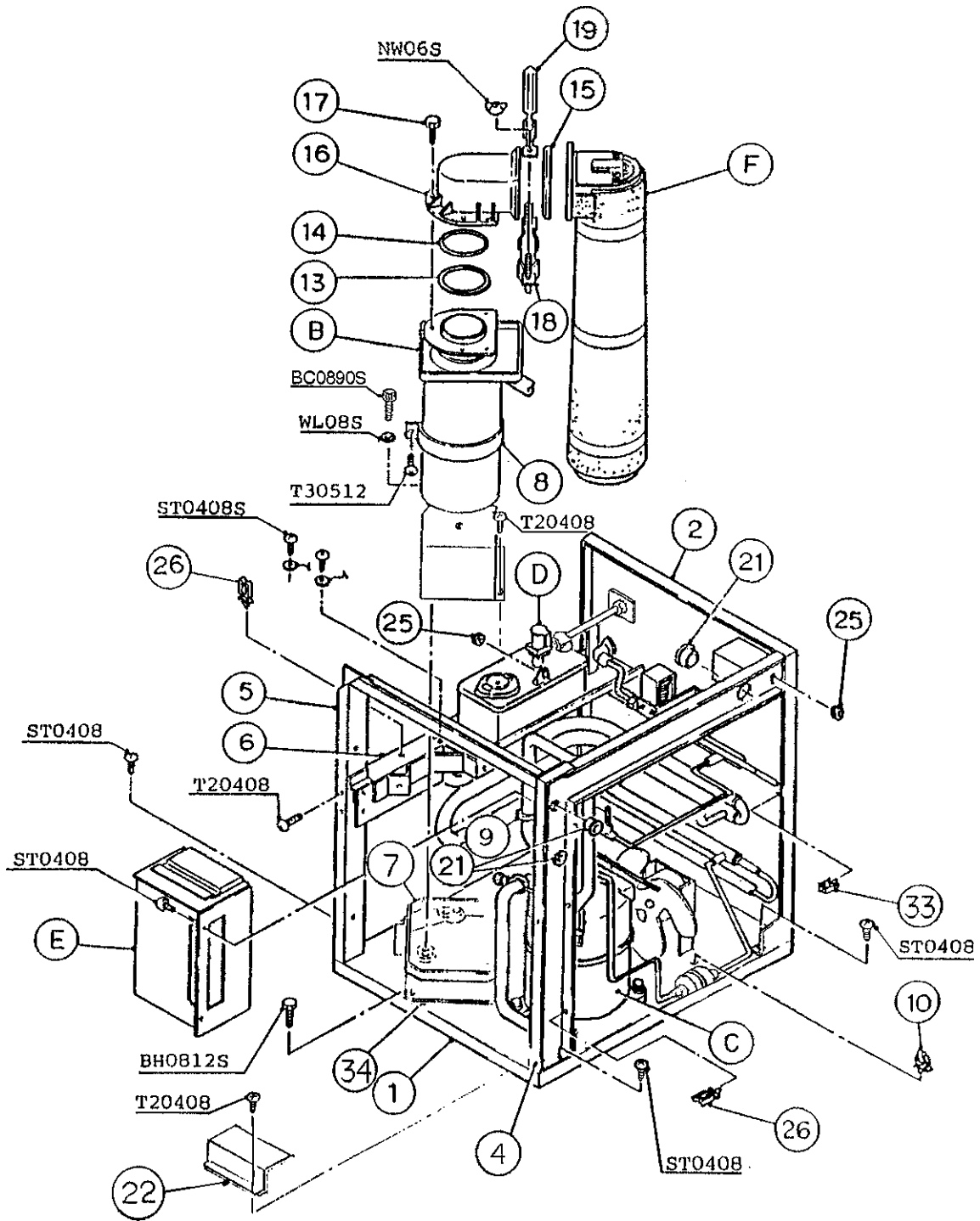
D10536M-D10650H, D-2, E-0, E-1,
F-0, F-1, G-0, G-1, H-2











MODEL: F-1000MWE TITLE: A. ICE FLAKER ASSEMBLY												
INDEX NO.	DESCRIPTION	MATERIAL OR MODEL NUMBER	PART NUMBER	REQUIRED NUMBER								
				D10501 through D10535L	D10536M through D10650H	D-2	E-0	E-1	F-0	F-1	G-0	H-2
B	EVAPORATOR ASSEMBLY	-	321234A03	1	1	1	1	1	1	-		
		-	3A0561A01							1	1	1
C	REFRIGERATION UNIT	-	104721A02	1	-							
		-	2A0239A01		1	-						
		-	2A0373A01			1	1	-				
		-	2A0373A02					1	1	1	1	1
D	WATER CIRCUIT ASSEMBLY	-	106540A01	1	-							
		-	2A0237A01		1	-						
	WATER CIRCUIT	-	2A0374A01			1	1	-				
		-	2A0374A02					1	1	-		
		-	2A0600A01						1	1	1	
E	CONTROL BOX ASSEMBLY	-	213125A03	1	x1							
		-	2A0228A01		o1	-						
		-	2A0228A04			1	1	1	1	-		
		-	2A0603A02						1	1	1	
F	CHUTE ASSEMBLY	-	214824A01	1	1	x1						
		-	2A0444A01			o1	1	1	1	1	1	-
		-	2A0941A01									1
G	LABEL LOCATION	-	218879A01	1	-							
		-	2A0242A01		1	-						
		-	2A0242A04			1	1	1	1	-		
		-	2A0242A12						1	1	1	

HA

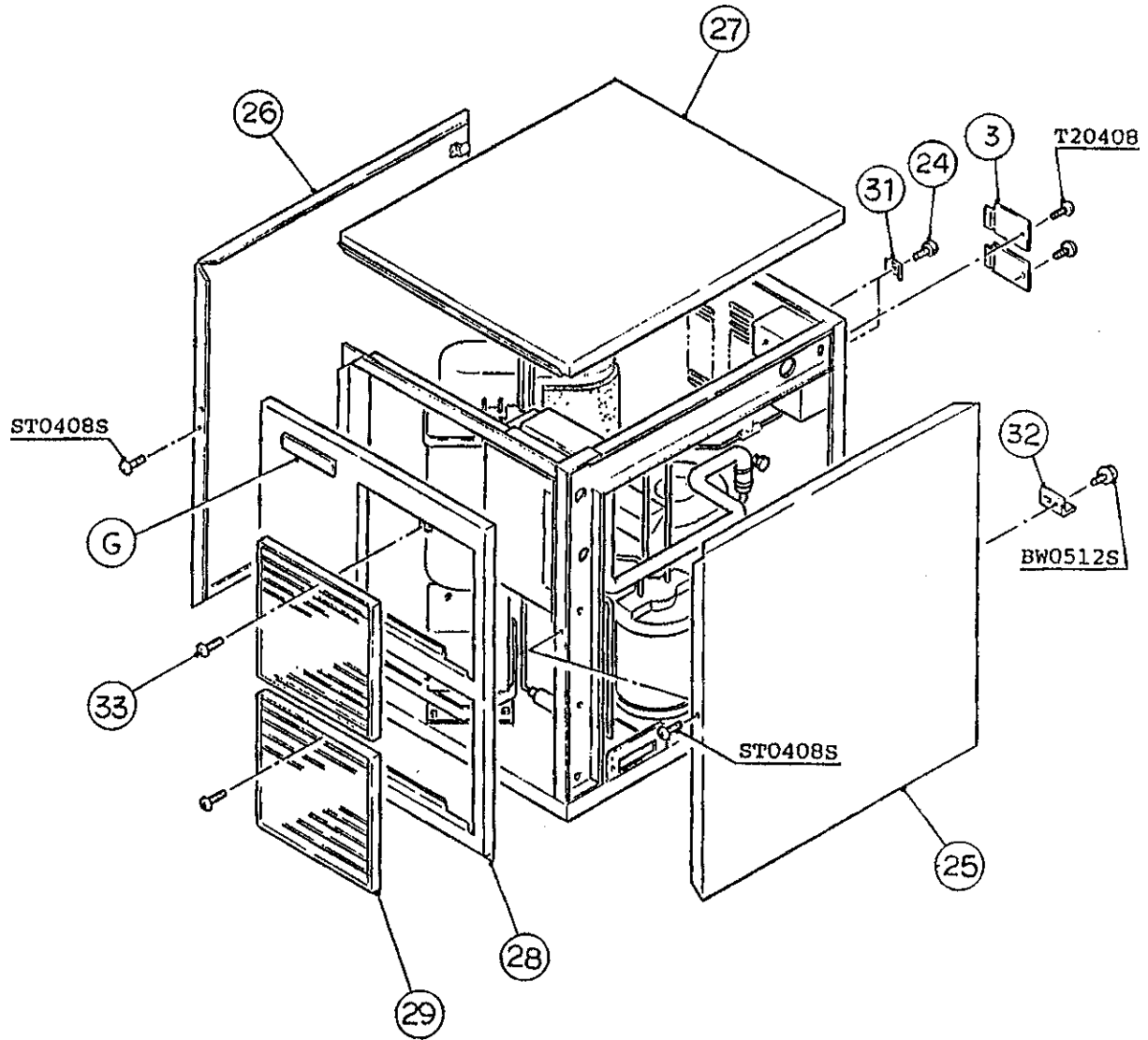
MODEL: F-1000MWE-C TITLE: A. ICE FLAKER ASSEMBLY														
INDEX NO.	DESCRIPTION	MATERIAL OR MODEL NUMBER	PART NUMBER	REQUIRED NUMBER										
				E-1	F-0	F-1	G-0	G-1						
B	EVAPORATOR ASSEMBLY	-	321234A04	1	1	-								
		-	3A0561A02			1	1	1						
C	REFRIGERATION UNIT	-	2A0238A02	1	1	1	1	1						
D	WATER CIRCUIT	-	2A0374A02	1	1	-								
		-	2A0600A01			1	1	1						
E	CONTROL BOX ASSEMBLY	-	2A0228A04	1	1	-								
		-	2A0603A02			1	1	1						
F	CHUTE ASSEMBLY	-	2A0444A01	1	1	1	1	1						
G	LABEL LOCATION	-	2A0242A08	1	1	-								
		-	2A0242A16			1								

HA

MODEL: F-1000MWE, MWE-C TITLE: A. ICE FLAKER ASSEMBLY												
INDEX NO.	DESCRIPTION	MATERIAL OR MODEL NUMBER	PART NUMBER	REQUIRED NUMBER								
				D10501 through D10535L	D10536M through D10650H	D-2 E-0	E-1 F-0	F-1	G-0	G-1	H-2	
1	CHASSIS	GS	211647G02	1	-							
		GS	2A0211G02		1	-						
		GS	2A0211G05			1	1	1	1	1	1	
2	REAR PANEL	GS	211652G02	1	-							
		GS	2A0221G01		1	-						
		GS	2A0368G01			1	-					
		GS	2A0368G03				1	1	1	1	1	
3	JUNCTION BOX COVER	GS	438314-01	1	x1							
		GS	433410-01		o1	1	1	1	1	1	1	
4	FRAME (R)	GS	211659G03	1	-							
		GS	3A0255G01		1	1	1	1	1	1	1	
5	FRONT FRAME	GS	211658G01	1	x1							
		GS	3A0254G01		o1	-						
		GS	3A0254G02			1	1	1	1	1	1	
6	BRACKET-RESERVOIR	GS	211660G02	1	x1							
		GS	2A0232G02		o1	-						
		GS	2A0357G02			1	1	1	1	1	1	
7	DRAIN PAN	GS	211474G02	1	1	-						
		ABS	323765G02			1	1	1	1	1	1	
8	STRAP	GS	433412-01	1	1	1	1	x1				
		GS	4A0918-01					o1	1	1	1	
9	CABLE TIE	CV-150	7920-0003	1	1	1	1	1	1	1	1	
10	CLAMP	NO.1873	427902-06	3	x6							
		WS75-75-C	4A0337-12		o6	6	6	6	6	6	6	
11	BARRIER-COMPRESSOR	GS	436019-01	1	-							
12	LOUVER (B)	P.P	103121-01	2	x2							
		P.P	103121-03		o2	2	2	2	2	2	2	
13	RING	PA	432661-01	1	1	1	1	1	1	1	1	
14	"O" RING	G85	7616-G085	1	1	1	1	1	1	1	1	

HA

MODEL: F-1000MWE, MWE-C TITLE: A. ICE FLAKER ASSEMBLY												
INDEX NO.	DESCRIPTION	MATERIAL OR MODEL NUMBER	PART NUMBER	REQUIRED NUMBER								
				D10501 through D10535L	D10536M through D10650H	D-2 E-0	E-1 F-0	F-1	G-0	G-1	H-2	
15	PACKING-SPOUT	EPDM	321037-01	1	1	1	1	1	1	1	1	
16	SPOUT	PC	104020-01	1	1	1	1	1	1	1	1	
17	THUMBSCREW	SS,ABS	415949G04	3	3	3	3	3	3	3	3	
18	STRAP	SS	321038G02	1	1	1	1	1	1	1	1	
19	STRAP	SS	328703-02	1	1	1	1	1	1	1	1	
20	TAPPING SCREW - BLACK	STEEL, 4 x 8	433954-01	2	2	2	2	2	2	2	2	
21	BUSHING	SB-1500-21	420470-06	3	4	4	4	4	4	4	4	
22	CONDUIT	COPPER	321359G01	1	-							
	BARRIER	GS	4A0400-01		1	1	1	1	1	1	1	
23	STRAP	GS	436137-01	1	-							
24	BRACE	GS	433469-01	2	-							
25	BUSHING	SR-30-1	420472-03	2	2	2	2	2	2	2	2	
26	WIRE SADDLE	LWS-2NS	428060-03	17	x4							
		VWS42105-C	4A0338-02		o4	4	4	4	4	4	4	
27	SQUARE WASHER	BRASS	433537-02	1	1	1	1	1	1	1	1	
28	SCREW-GROUNDING	BRASS	433304-02	1	1	1	1	1	1	1	1	
29	SIDE PANEL (RIGHT)	SS	211669G02	1	x1							
		SS	2A0226G01		o1	1	1	1	1	1	1	
30	SIDE PANEL (LEFT)	SS	211670G02	1	x1							
		SS	2A0225G01		o1	1	1	1	1	1	1	
31	TOP PANEL	SS	213544-04	1	x1							
		SS	213544-01		o1	1	1	1	1	1	1	
32	FRONT COVER	SS	321361-01	1	1	1	1	1	1	x1		
		SS	3A0803-01							o1	1	
33	WIRE SADDLE	VWS42105-C	4A0338-04		9	9	9	9	9	9	9	
34	BRACKET - GEAR MOTOR	SS	327175G01	1	1	x1						
		GS	3A0396G01			o1	1	1	1	1	1	

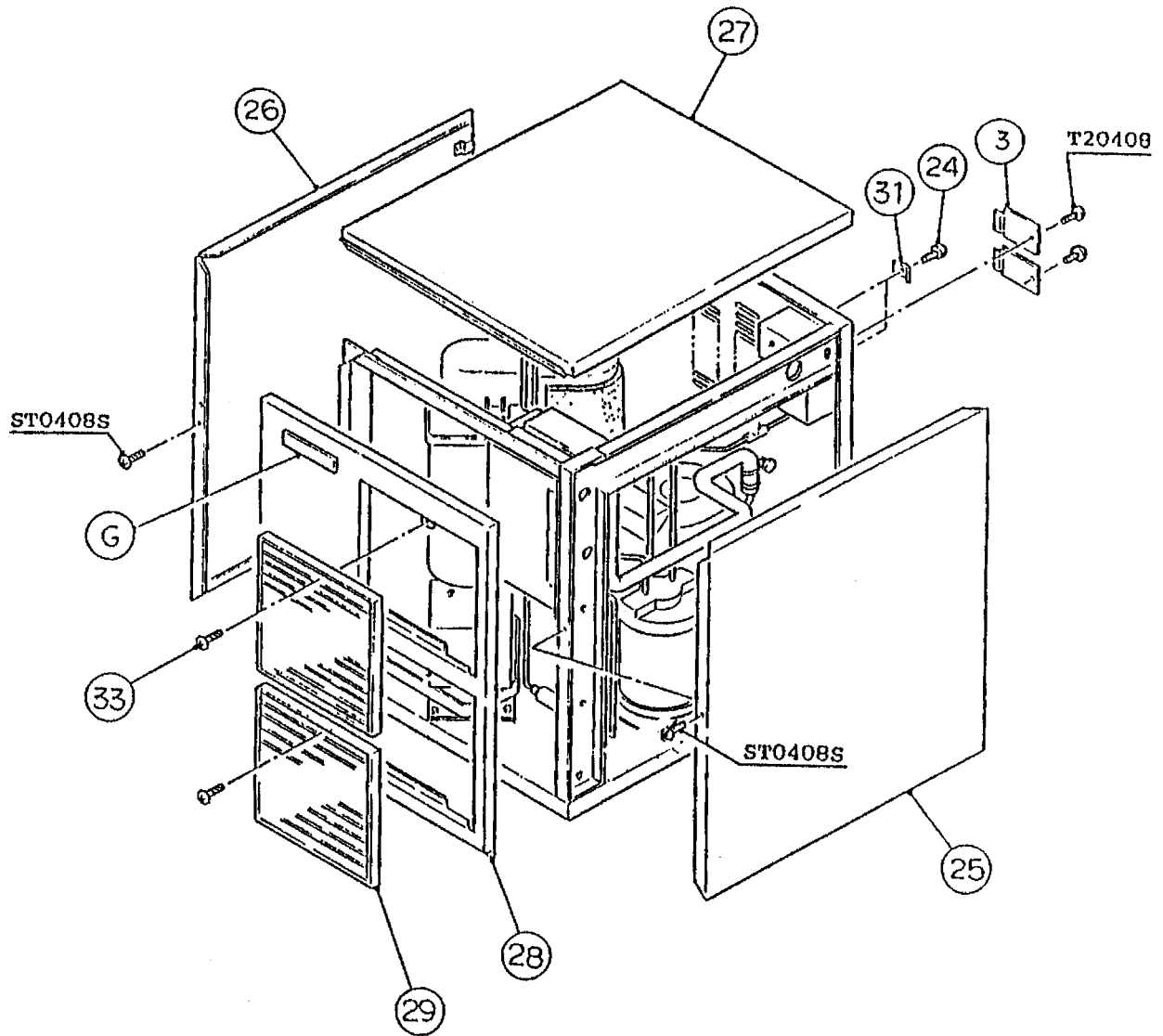


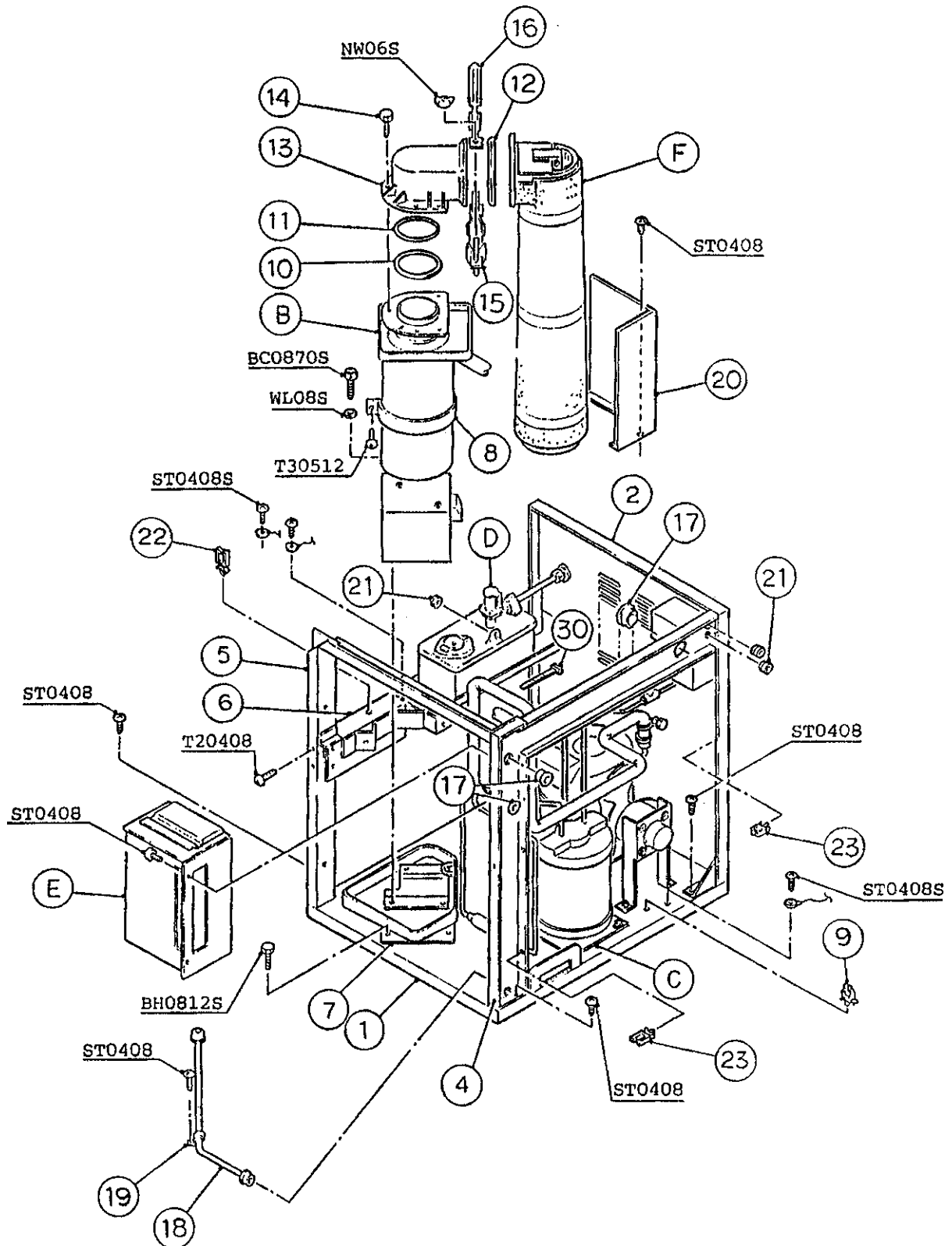
HA

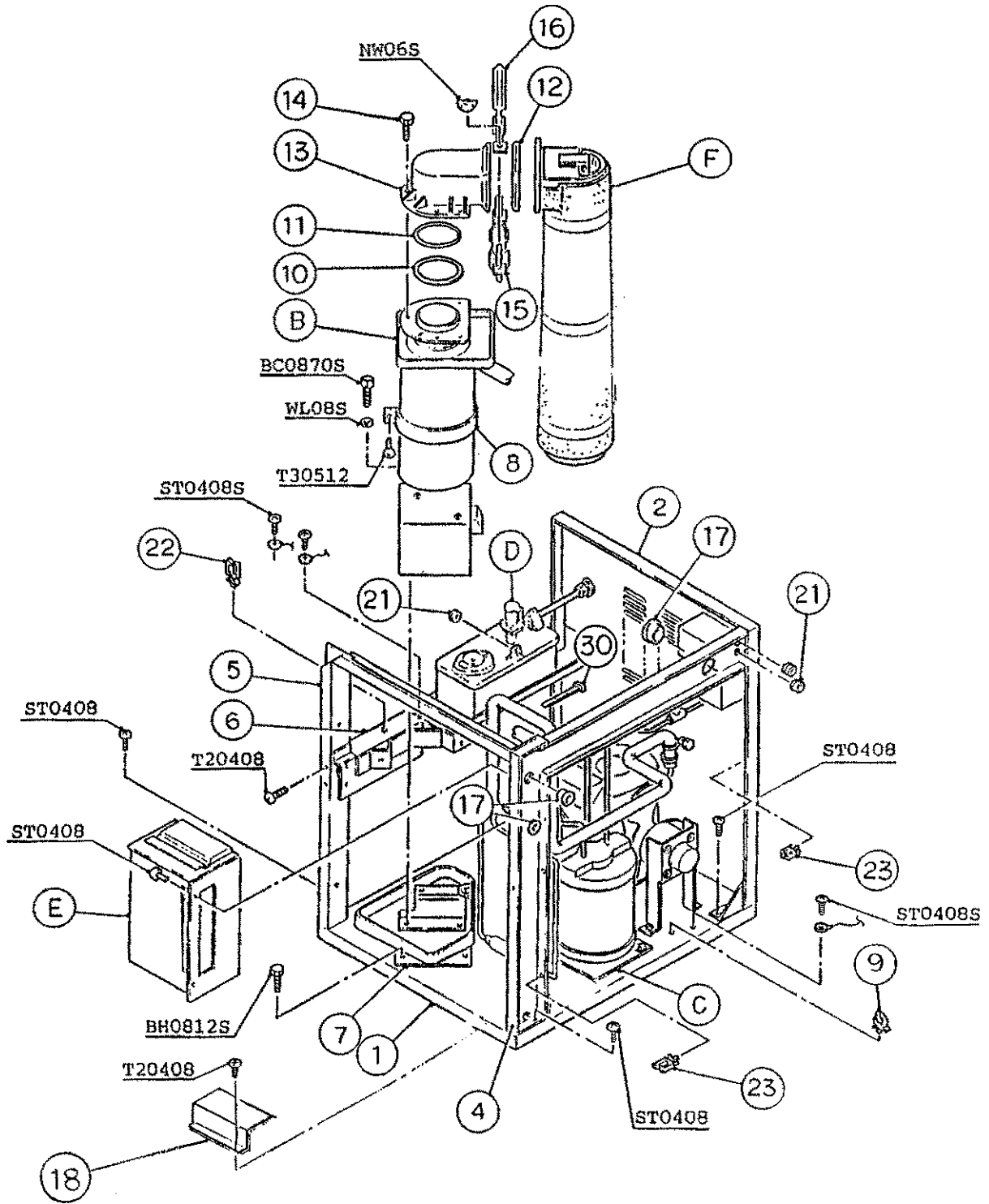
F-1000MRE(-C)

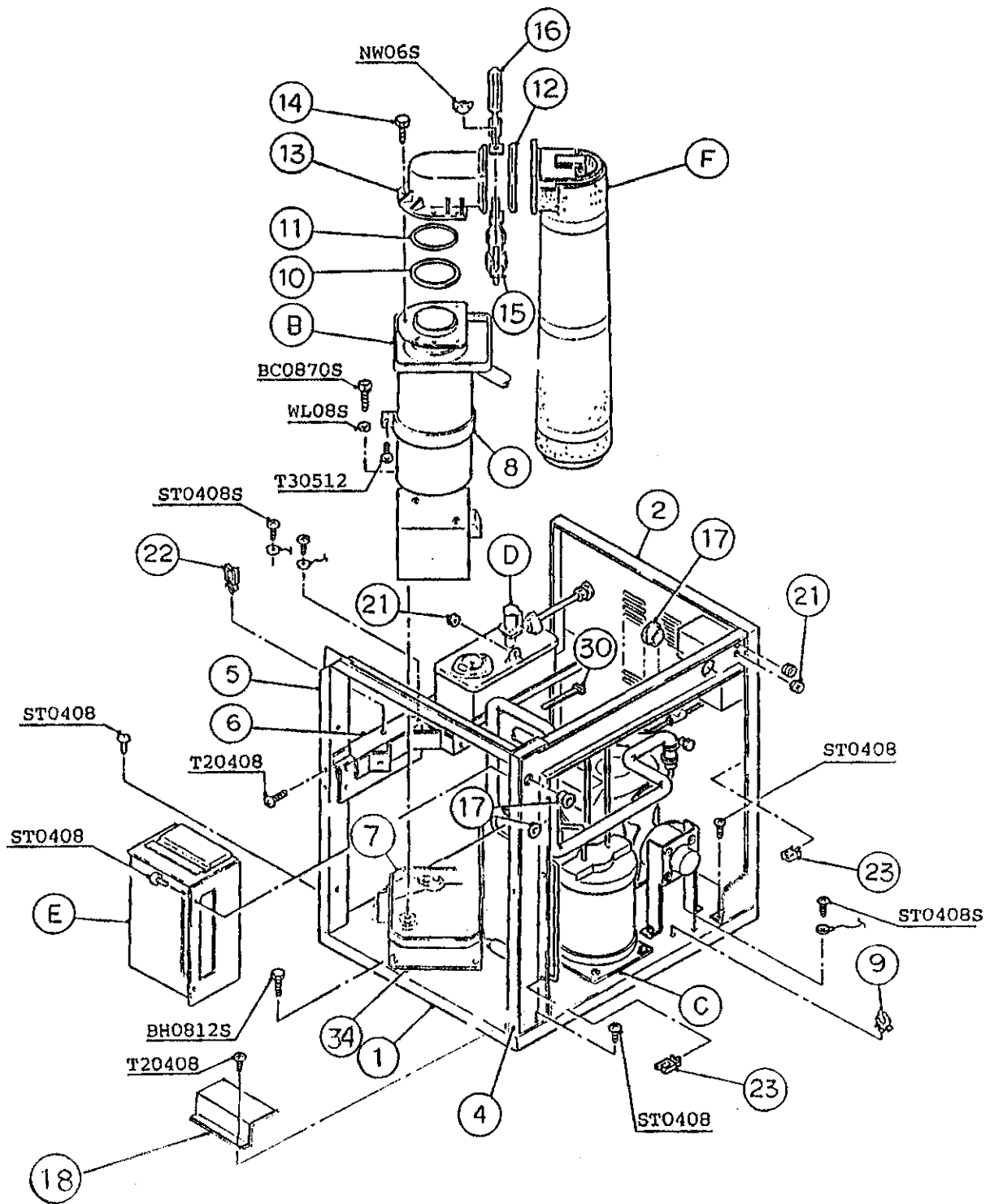
A. ICE FLAKER ASSEMBLY (1/2)

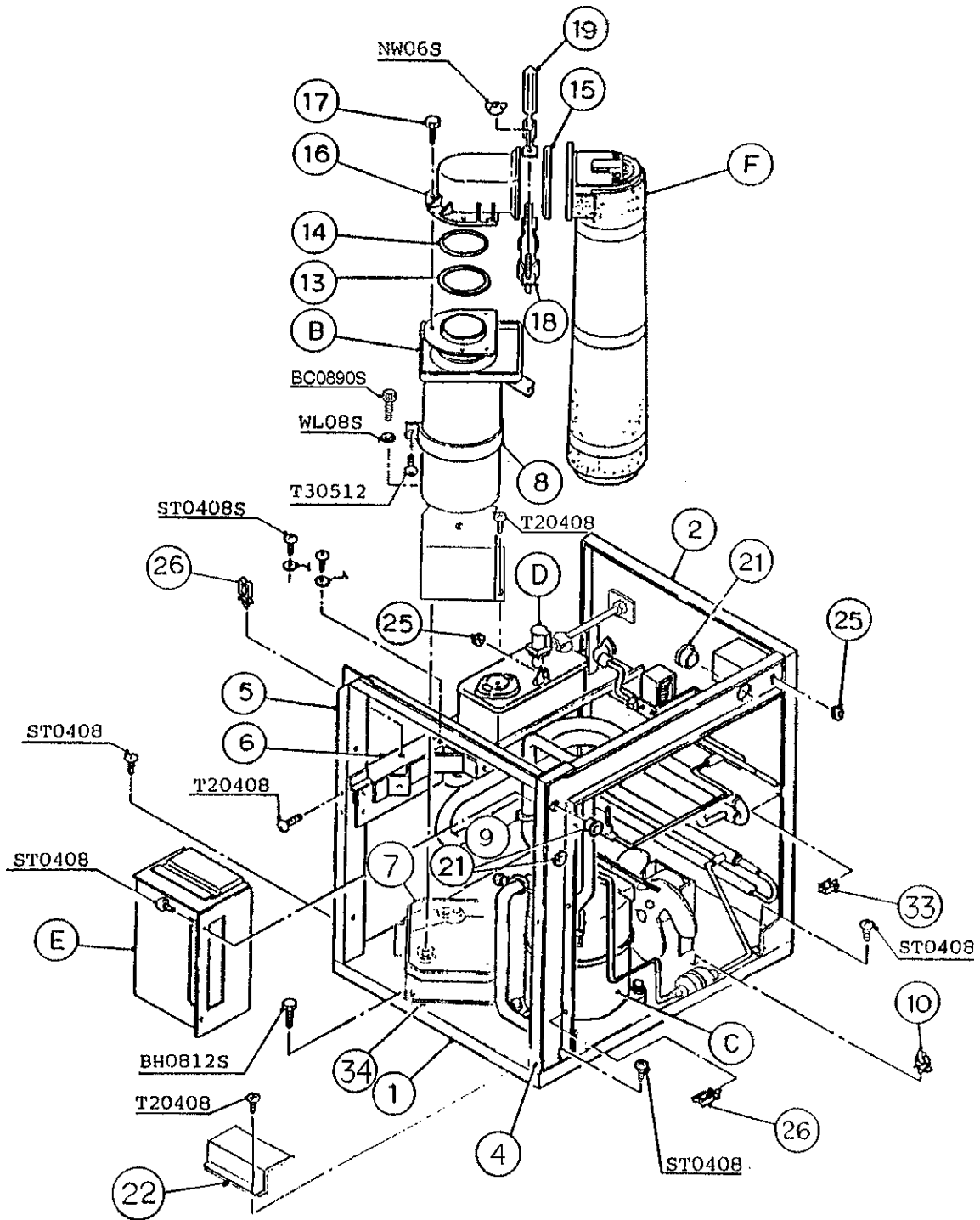
D10536M-D10736J, D-2, E-1,
F-0, F-1, F-2, G-0, G-1, H-2











MODEL: F-1000MRE TITLE: A. ICE FLAKER ASSEMBLY												
INDEX NO.	DESCRIPTION	MATERIAL OR MODEL NUMBER	PART NUMBER	REQUIRED NUMBER								
				D10501 through D10535L	D10536M through D10736J	D-2	E-1	F-0	F-1	G-0	G-1	H-2
B	EVAPORATOR ASSEMBLY	-	321234A03	1	1	1	1	1	-			
		-	3A0561A01						1	1	1	1
C	REFRIGERATION UNIT	-	1047222A03	1	-							
		-	2A0240A01		1	-						
		-	2A0240A02			1	1	1	1	1	1	1
D	WATER CIRCUIT ASSEMBLY	-	106540A01	1	-							
		-	2A0237A01		1	-						
	WATER CIRCUIT	-	2A0374A01			1	-					
		-	2A0374A02				1	1	-			
		-	2A0600A01						1	1	1	1
E	CONTROL BOX ASSEMBLY	-	213125A02	1	x1							
		-	2A0228A02		o1	-						
		-	2A0228A04			1	1	1	-			
		-	2A0603A02						1	1	1	1
F	CHUTE ASSEMBLY	-	214824A01	1	1	x1						
		-	2A0444A01			o1	1	1	1	1	1	-
		-	2A0941A01									1
G	LABEL LOCATION	-	218879A02	1	-							
		-	2A0242A03		1	-						
		-	2A0242A06			1	1	1	-			
		-	2A0242A14						1	1	1	1

HA

MODEL: F-1000MRE-C TITLE: A. ICE FLAKER ASSEMBLY

INDEX NO.	DESCRIPTION	MATERIAL OR MODEL NUMBER	PART NUMBER	REQUIRED NUMBER										
				E-1	F-0	F-1	F-2	G-0	G-1	H-2				
B	EVAPORATOR ASSEMBLY	-	321234A04	1	1	1	-							
		-	3A0561A02				1	1	1	1				
C	REFRIGERATION UNIT	-	2A0238A02	1	1	1	1	1	1	1				
D	WATER CIRCUIT	-	2A0374A01	-										
		-	2A0600A01	1	1	1	1	1	1	1				
E	CONTROL BOX ASSEMBLY	-	2A0228A04	1	1	-								
		-	2A0603A02			1	1	1	1	1				
F	CHUTE ASSEMBLY	-	2A0444A01	1	1	1	1	1	1	-				
		-	2A0941A01								1			
G	LABEL LOCATION	-	2A0242A09	1	1	-								
		-	2A0242A17			1	1	1	1	1				

MODEL: F-1000MRE, MRE-C TITLE: A. ICE FLAKER ASSEMBLY												
INDEX NO.	DESCRIPTION	MATERIAL OR MODEL NUMBER	PART NUMBER	REQUIRED NUMBER								
				D10501 through D10535L	D10536M through D10736J	D-2	E-1 F-0	F-1	F-2 G-0	G-1	H-2	
1	CHASSIS	GS	211647G03	1	-							
		GS	2A0211G03		1	-						
		GS	2A0211G06			1	1	1	1	1	1	
2	REAR PANEL	GS	211653G03	1	-							
		GS	2A0223G01		1	-						
		GS	2A0370G01			1	-					
		GS	2A0370G02				1	1	1	1	1	
3	JUNCTION BOX COVER	GS	438314-01	1	x1							
		GS	433410-01		o1	1	1	1	1	1	1	
4	FRAME (R)	GS	211659G03	1	-							
		GS	3A0255G01		1	1	1	1	1	1	1	
5	FRONT FRAME	GS	211658G01	1	x1							
		GS	3A0254G01		o1	-						
		GS	3A0254G02			1	1	1	1	1	1	
6	BRACKET-RESERVOIR	GS	211660G02	1	x1							
		GS	2A0232G02		o1	-						
		GS	2A0357G02			1	1	1	1	1	1	
7	DRAIN PAN	GS	211474G02	1	1	-						
		ABS	323765G02			1	1	1	1	1	1	
8	STRAP	GS	433412-01	1	1	1	1	x1				
		GS	4A0918-01					o1	1	1	1	
9	CLAMP	NO.1873	427902-01	3	x6							
		WS75-75-C	4A0337-12		o6	6	6	6	6	6	6	
10	RING	PA	432661-01	1	1	1	1	1	1	1	1	
11	"O"RING	G85	7616-G085	1	1	1	1	1	1	1	1	
12	PACKING-SPOUT	EPDM	321037-01	1	1	1	1	1	1	1	1	
13	SPOUT	PC	104020-01	1	1	1	1	1	1	1	1	
14	THUMBSCREW	SS,ABS	415949G04	3	3	3	3	3	3	3	3	
15	STRAP	SS	321038G02	1	1	1	1	1	1	1	1	

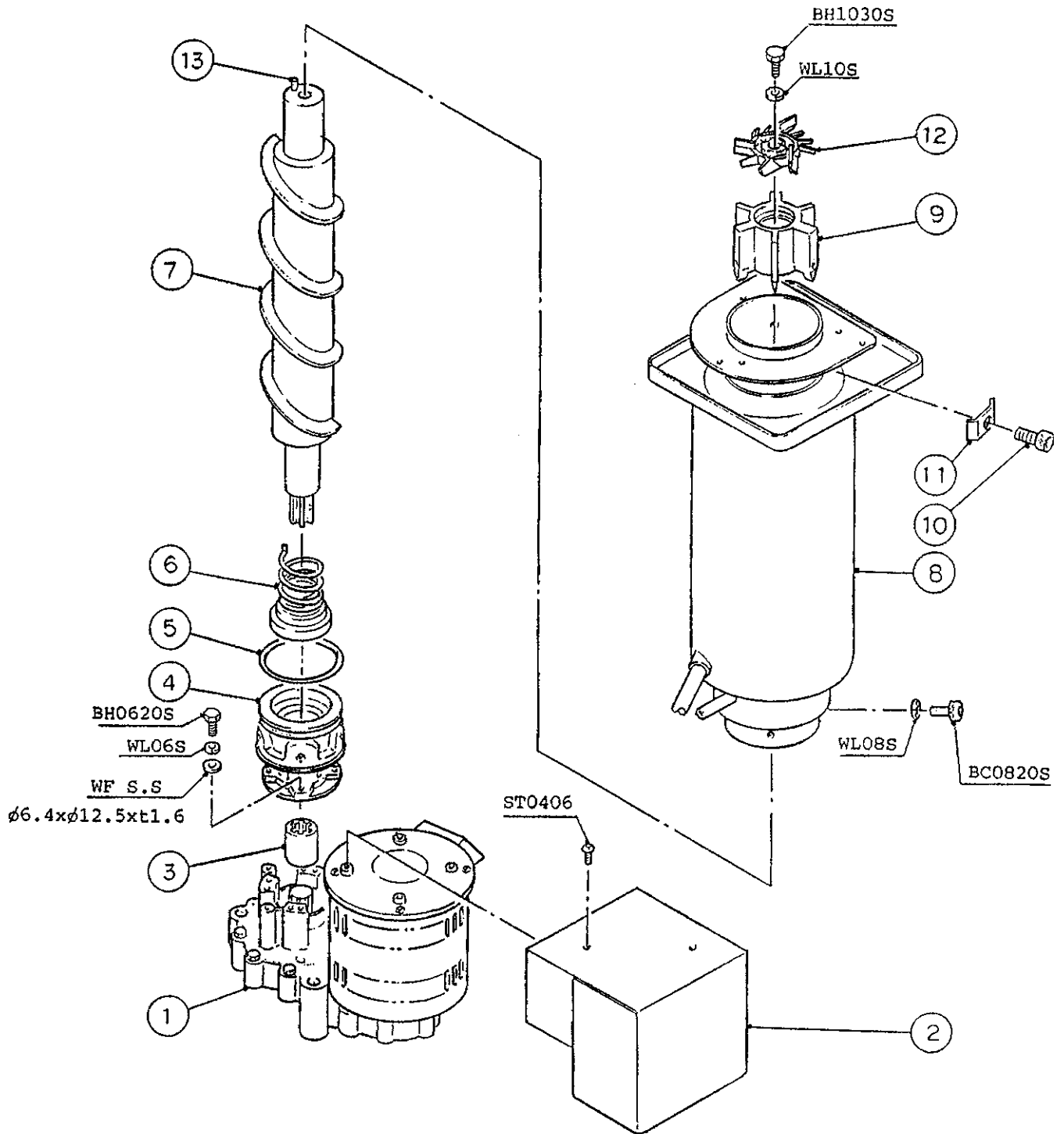
MODEL: F-1000MRE, MRE-C TITLE: A. ICE FLAKER ASSEMBLY												
INDEX NO.	DESCRIPTION	MATERIAL OR MODEL NUMBER	PART NUMBER	REQUIRED NUMBER								
				D10501 through D10535L	D10536M through D10736J	D-2	E-1 F-0	F-1	F-2 G-0	G-1	H-2	
16	STRAP	SS	328703-02	1	1	1	1	1	1	1	1	
17	BUSHING	SB-1500-21	420470-06	3	4	4	4	4	4	4	4	
18	CONDUIT	COPPER	321359G01	1	-							
	BARRIER	GS	4A0400-01		1	1	1	1	1	1	1	
19	STRAP	GS	436137-01	1	-							
20	BARRIER	GS	327386-01	1	-							
21	BUSHING	SR-30-1	420472-03	3	3	3	3	3	3	3	3	
22	WIRE SADDLE	LWS-2NS	428060-03	7	x10							
		VWS42105-C	4A0338-02		o10	10	10	10	10	10	10	
23	WIRE SADDLE	LWS-4NS	428060-01	6	x4							
		VWS42105-C	4A0338-04		o4	4	4	4	4	4	4	
24	SCREW-GROUNDING	BRASS	433304-02	2	2	2	2	2	2	2	2	
25	SIDE PANEL (RIGHT)	SS	211669G02	1	x1							
		SS	2A0226G01		o1	1	1	1	1	1	1	
26	SIDE PANEL (LEFT)	SS	211670G02	1	x1							
		SS	2A0225G01		o1	1	1	1	1	1	1	
27	TOP PANEL	SS	213544-04	1	x1							
		SS	213544-01		o1	1	1	1	1	1	1	
28	FRONT COVER	SS	321361-01	1	1	1	1	1	1	x1		
		SS	3A0803-01							o1	1	
29	LOUVER (B)	P.P	103121-01	2	x2							
		P.P	103121-03		o2	2	2	2	2	2	2	
30	CABLE TIE	CV-150	7920-0003	3	3	3	3	3	3	3	3	
31	SQUARE WASHER	BRASS	433537-02	2	2	2	2	2	2	2	2	
32	BRACE	GS	433469-01	2	-							
33	TAPPING SCREW - BLACK	STEEL, 4 x 8	433954-01	2	2	2	2	2	2	2	2	
34	BRACKET - GEAR MOTOR	SS	327175G01	1	1	x1						
		GS	3A0396G01			o1	1	1	1	1	1	

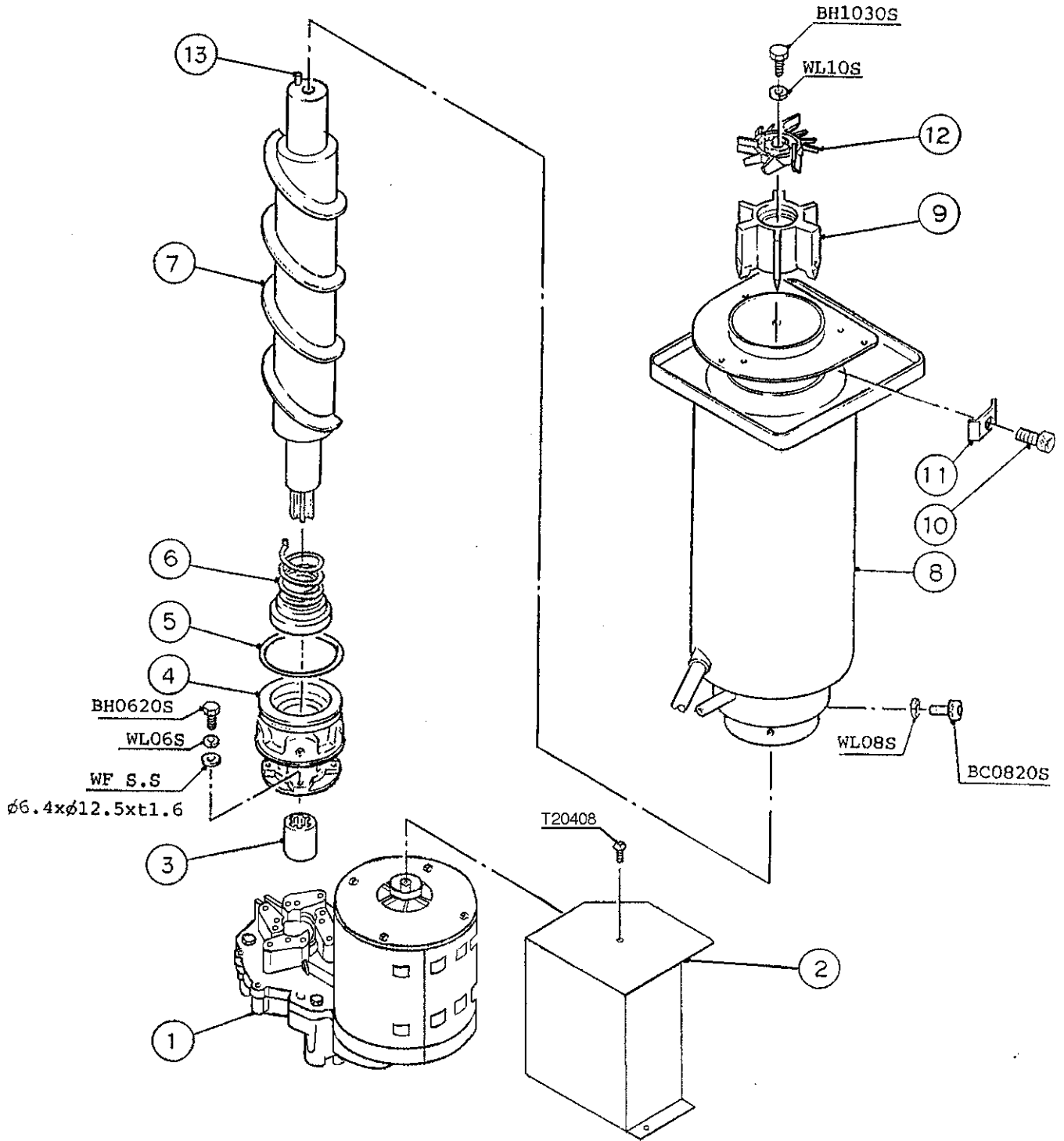
HA

F-1000MAE(-C), MWE(-C), MRE(-C)

B. EVAPORATOR ASSEMBLY

D-1, D-2, E-0,
E-1, F-0



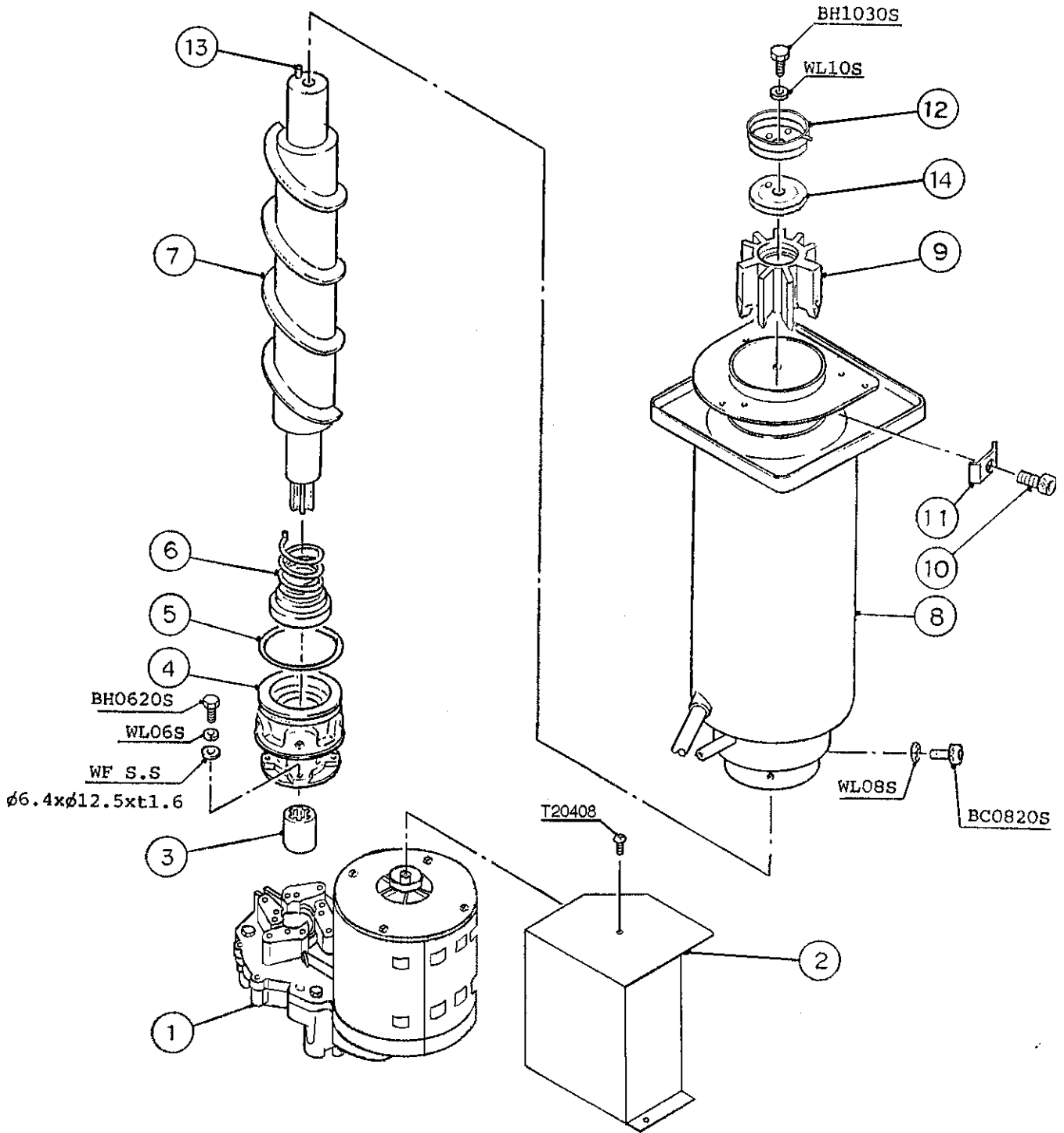


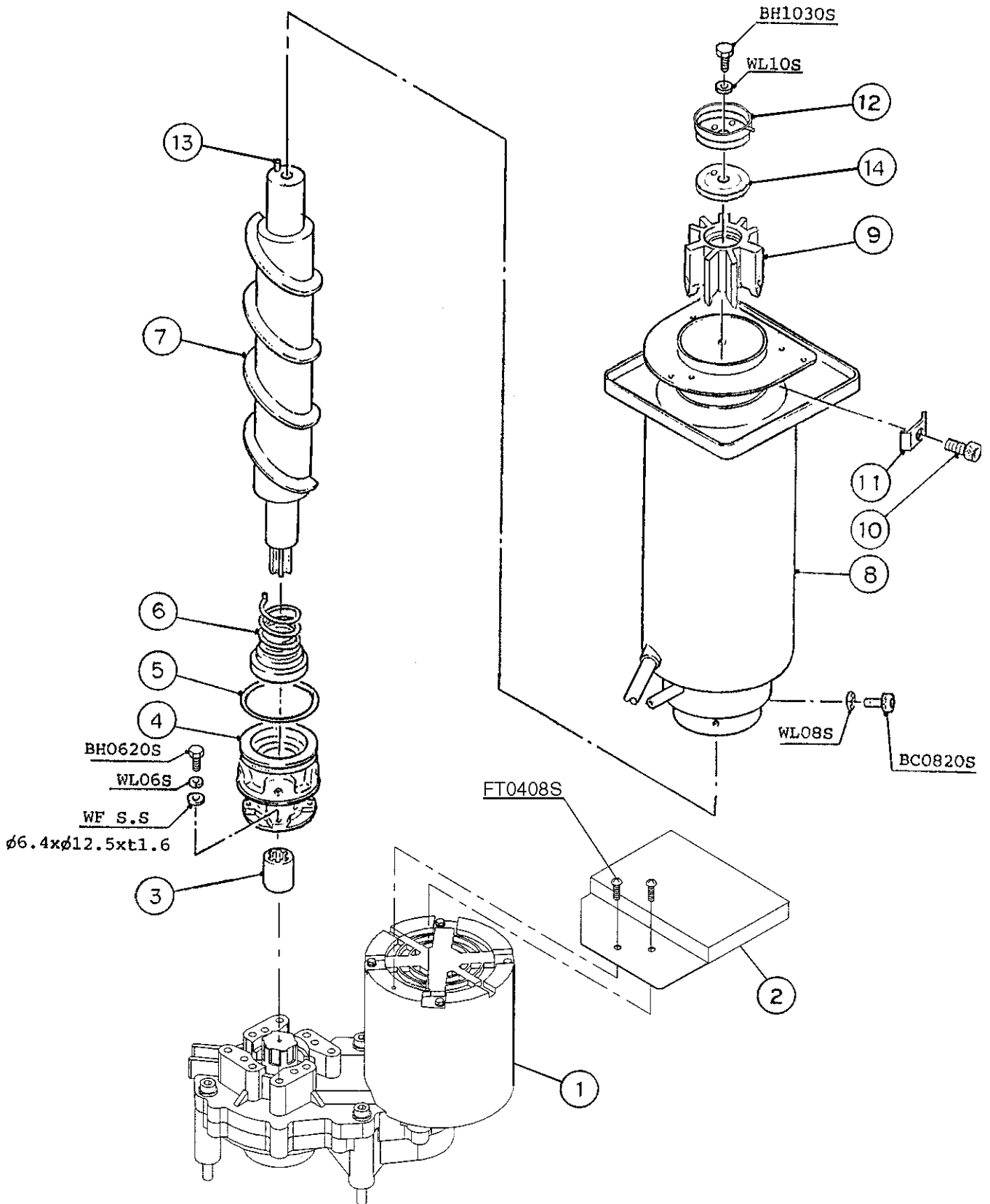
HA

F-1000MAE(-C), MWE(-C), MRE(-C)

B. EVAPORATOR ASSEMBLY

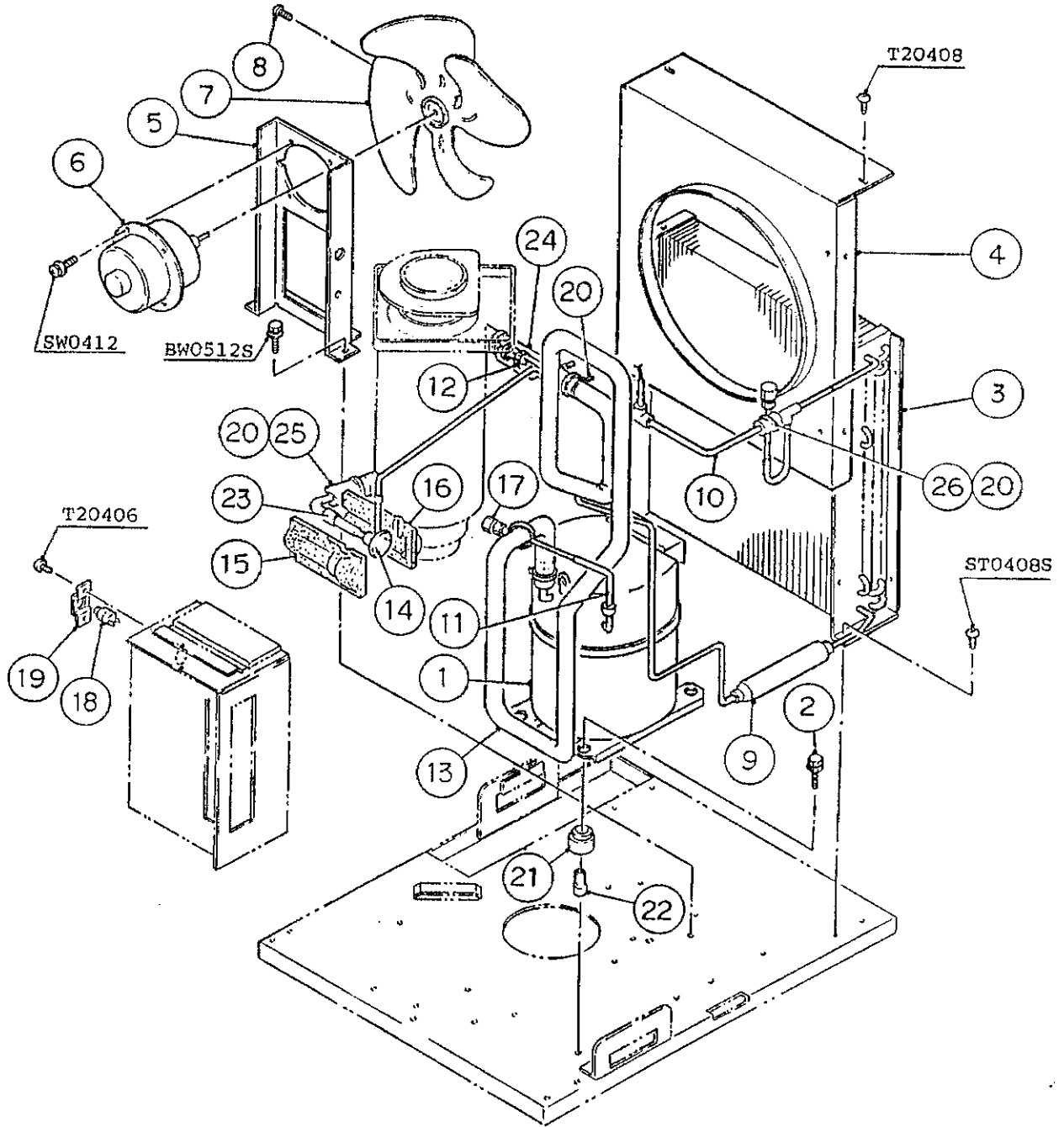
F-2, G-0, G-1

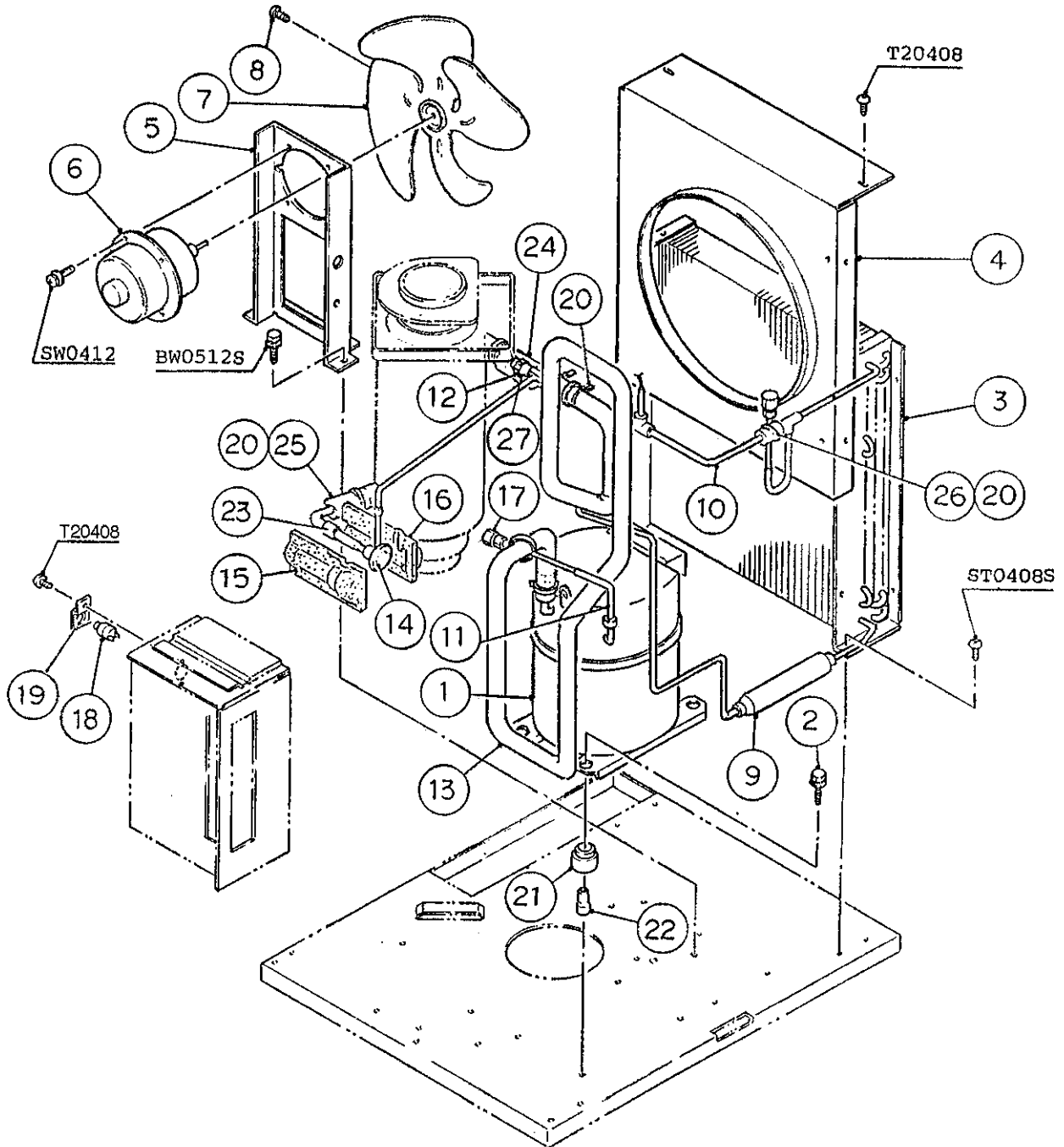


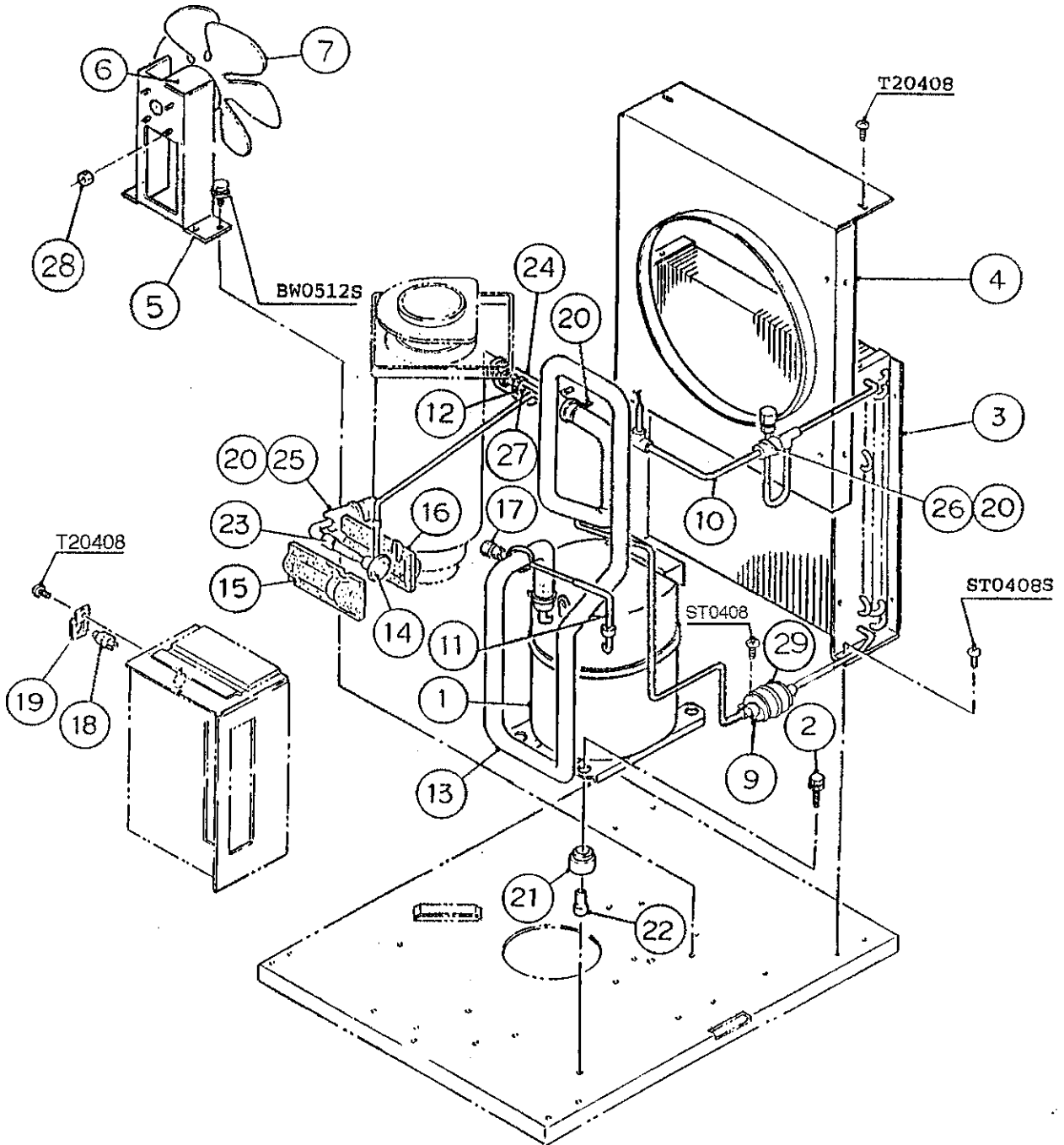


MODEL: F-100MAE, MWE, MRE TITLE: B. EVAPORATOR ASSEMBLY													
INDEX NO.	DESCRIPTION	MATERIAL OR MODEL NUMBER	PART NUMBER	REQUIRED NUMBER									
				D10501 through D10535L	D10536M through D11126J	D-2 E-0	E-1 F-0	F-1	F-2	G-0	G-1	G-2	H-2
1	GEAR MOTOR	TC 111, 120V 100W	2U0140-01	1	1	1	1	-					
		-	4A0897-01					1	1	1	1	-	
		-	4A0897-02									1	
2	BARRIER - GEAR MOTOR	GS	321350-01	1	1	1	1	-					
		GS	3A0560-01					1	1	1	1	-	
		GS	3A1037-01									1	
3	COUPLING - SPLINE	SS	418316-01	1	1	1	1	1	1	1	1	1	
4	BEARING (LOWER)	-	211461G01	1	1	1	1	x1					
	HOUSING	-	211461G01					o1	1	1	1	1	
5	"O" RING	G75	7616-G075	1	1	1	1	1	1	1	1	1	
6	MECHANICAL SEAL	HK9A-MN	432492-01	1	1	1	1	1	1	1	1	1	
7	AUGER	SS	218738G01	1	-								
		SS	218738G02		1	1	1	1	1	1	1	1	
8	EVAPORATOR	-	321036G01	1	1	1	1	1	1	1	x1		
		-	228202G01								o1	1	x1
		-	2A1248G01										o1
9	EXTRUDING HEAD / 80F	SS	328801G01	1	1	1	1	1	1	1	1	1	
10	SOCKET HEAD CAP SCREW	SS, M10 x 15	429121-02	3	3	3	3	3	3	3	3	3	
11	WASHER (B)	SS	428025-01	3	3	3	3	3	3	3	3	3	
12	CUTTER	SS	324824-01	1	1	1	1	1	1	1	1	1	
13	DOWEL PIN	SS, 5 x 22	713S-0522		1	1	1	1	1	1	1	1	

MODEL: F-100MAE-C, MWE-C, MRE-C TITLE: B. EVAPORATOR ASSEMBLY														
INDEX NO.	DESCRIPTION	MATERIAL OR MODEL NUMBER	PART NUMBER	REQUIRED NUMBER										
				E-0	E-1 F-0	F-1	F-2	G-0	G-1	H-2	J-0			
1	GEAR MOTOR	TC 111, 120V 100W	2U0140-01	1	1	-								
		-	4A0897-01			1	1	1	1	-				
		-	4A0897-02								1	1		
2	BARRIER - GEAR MOTOR	GS	321350-01	1	1	-								
		GS	3A0560-01			1	1	1	1	-				
		GS	3A1037-01								1	1		
3	COUPLING - SPLINE	SS	418316-01	1	1	1	1	1	1	1	1			
4	BEARING (LOWER)	-	211461G01	1	1	x1								
	HOUSING	-	211461G01			o1	1	1	1	1	1			
5	"O" RING	G75	7616-G075	1	1	1	1	1	1	1	1			
6	MECHANICAL SEAL	HK9A-MN	432492-01	1	1	1	1	1	1	1	1			
7	AUGER	SS	218738G01	-										
		SS	218738G02	1	1	1	1	1	1	1	1			
8	EVAPORATOR	-	321036G01	1	1	1	1	1	x1					
		-	228202G01						o1	x1				
		-	2A1248G01							o1	1			
9	EXTRUDING HEAD / 80N	SS	335460G01	1	1	1	1	1	1	1	1			
10	SOCKET HEAD CAP SCREW	SS, M10 x 15	429121-02	3	3	3	3	3	3	3	3			
11	WASHER (B)	SS	428025-01	3	3	3	3	3	3	3	3			
12	CUTTER	SS	335462G01	1	1	1	-							
		SS	3A0538-01				1	1	1	1	1			
13	DOWEL PIN	SS, 5 x 22	713S-0522	1	1	1	1	1	1	1	1			
14	WASHER	SS	4A0896-01				1	1	1	1	1			





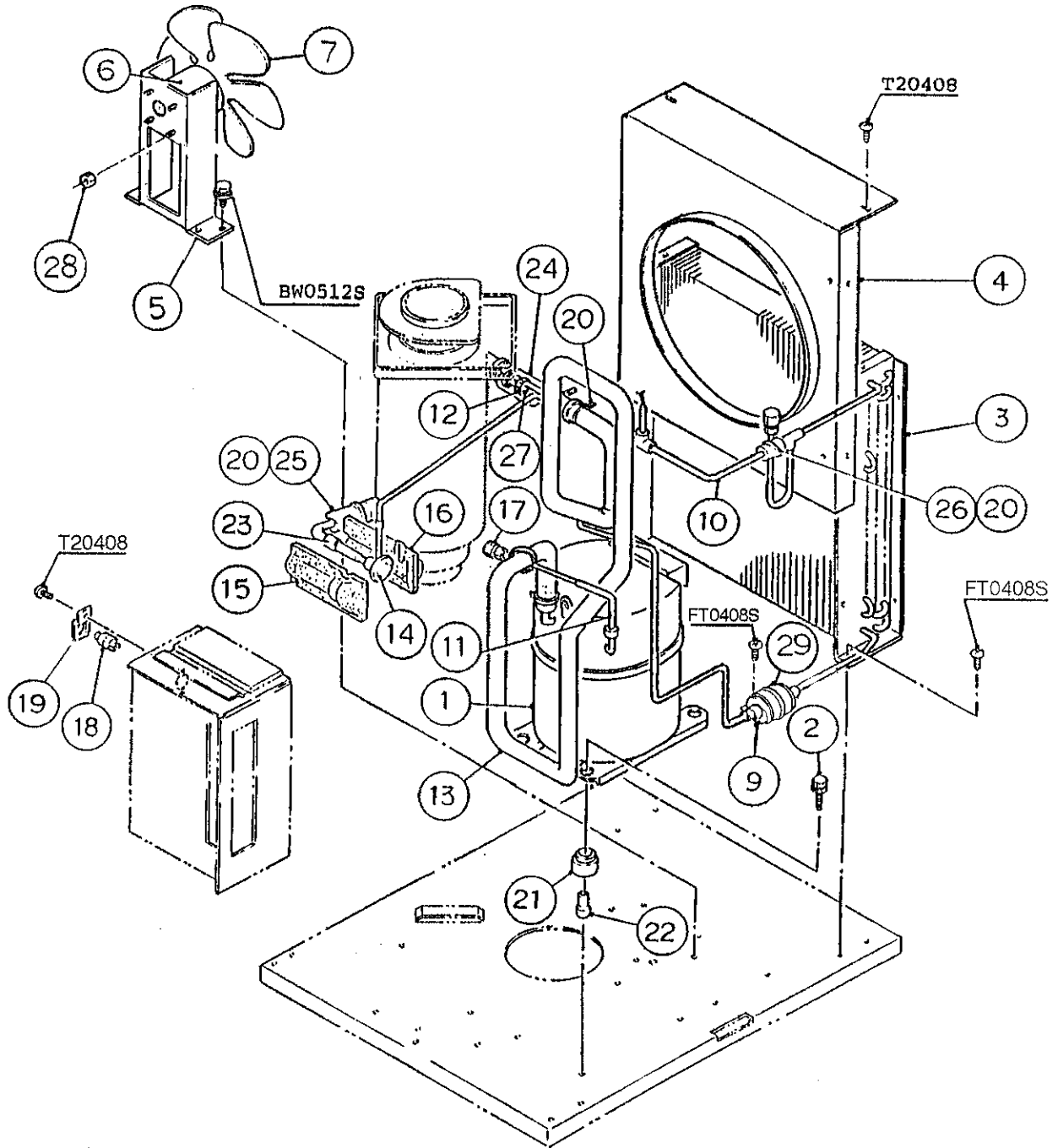


HA

F-1000MAE(-C)

C. REFRIGERATION UNIT

F-0, F-1, F-2, G-0
G-1, G-2, H-2, J-0



MODEL: F-100MAE TITLE: C. REFRIGERATION UNIT												
INDEX NO.	DESCRIPTION	MATERIAL OR MODEL NUMBER	PART NUMBER	REQUIRED NUMBER								
				D10501 through D10535L	D10536M through D11126J	D-2 E-0	E-1 F-0	F-1	G-0	G-1	G-2	H-2
1	COMPRESSOR	REK3-0125 - PFV	434209-01	1	1	1	1	1	1	1	1	1
2	BOLT	8 x 50	436206-01	4	x4							
		8 x 45	437889-01		o4	4	4	4	4	4	4	4
3	CONDENSER-AIR COOLED	-	211663-01	1	1	x1						
		-	211663-02			o1	1	1	1	1	1	1
4	SHROUD	GS	211664-01	1	1	-						
		GS	2A0449-01			1	1	1	1	1	1	1
5	BRACKET - FAN MOTOR	GS	321351-01	1	x1							
		GS	3A0240-01		o1	-						
	FAN MOTOR BRACKET	GS	3A0341-01			1	1	1	1	1	1	1
6	FAN MOTOR	EP- TZ56, 120V, 60 HZ	2U0090-01	1	1	-						
		U90B1	440911-01			1	1	1	1	1	1	1
7	FAN BLADE	FW-3030PHL	417068-01	1	1	-						
		AD12CW25	4A0197-01			1	1	1	1	1	x1	
		-	444898-01								o1	1
8	SCREW-FAN BLADE	-	417068F01	1	1	-						
9	DRIER	KC-6749	427061-01	1	1	-						
		C-032-S	445006-01			1	1	1	1	1	1	1
10	COPPER TUBE - HIGH SIDE	COPPER	330418G01	1	1	1	1	1	1	1	1	
11	COPPER TUBE - ACCESS VALVE	COPPER	437909-01	1	x1							
		COPPER	434176-01		o1	1	1	1	1	1	1	1
12	CLAMP	D11-S	435254-04	2	x2							
		08	443461-01		o1	1	1	1	1	1	1	1
13	COPPER TUBE - LOW SIDE	COPPER	218876G01	1	-							
		COPPER	2A0241G01		1	x1						
		COPPER	2A0241G02			o1	1	1	1	1	-	
		COPPER	2A0241G03								1	1
14	EXPANSION VALVE	HFE-10HHD-4	443968-01	1	1	1	1	1	1	1	1	

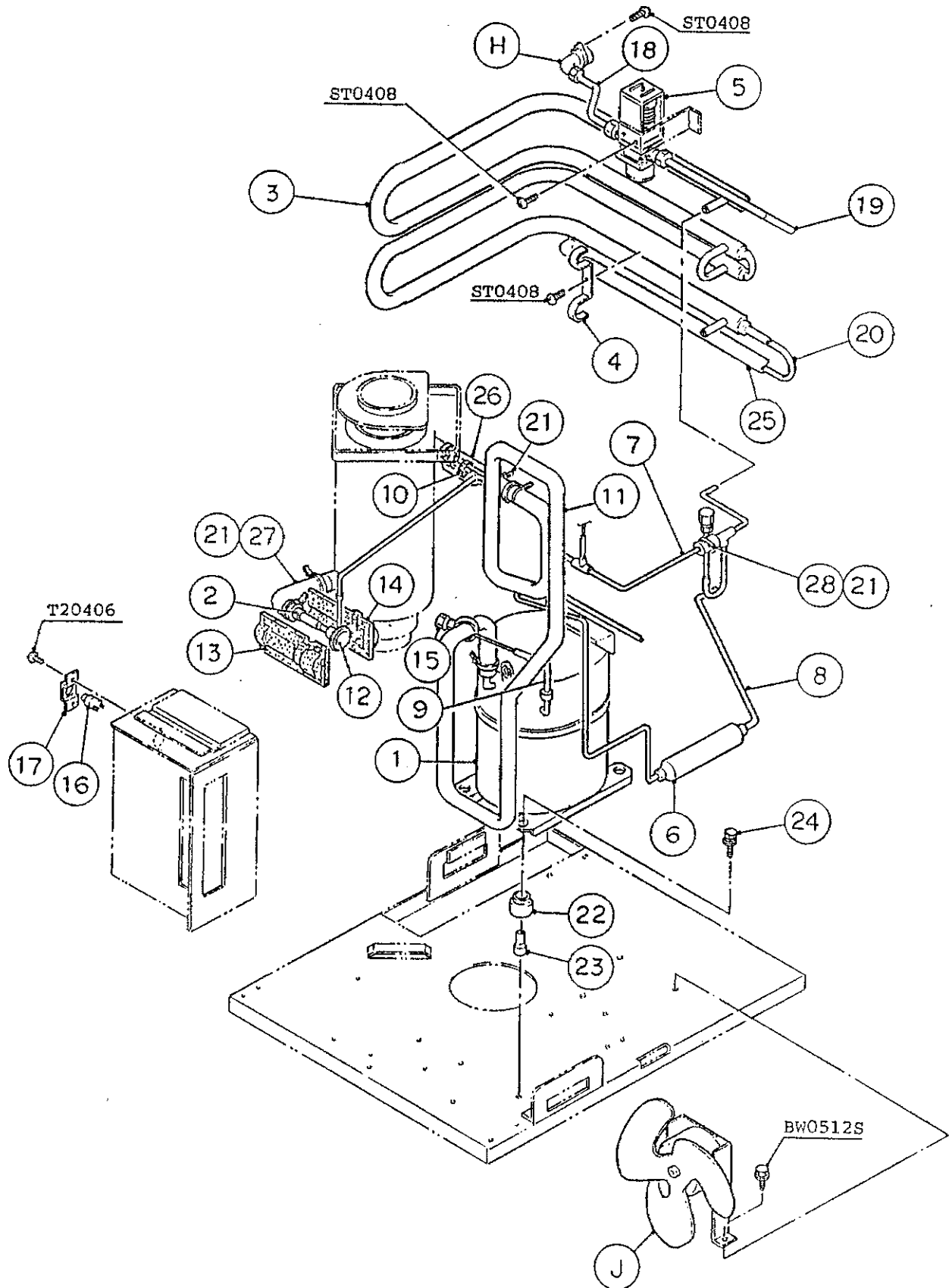
MODEL: F-1000MAE TITLE: C. REFRIGERATION UNIT

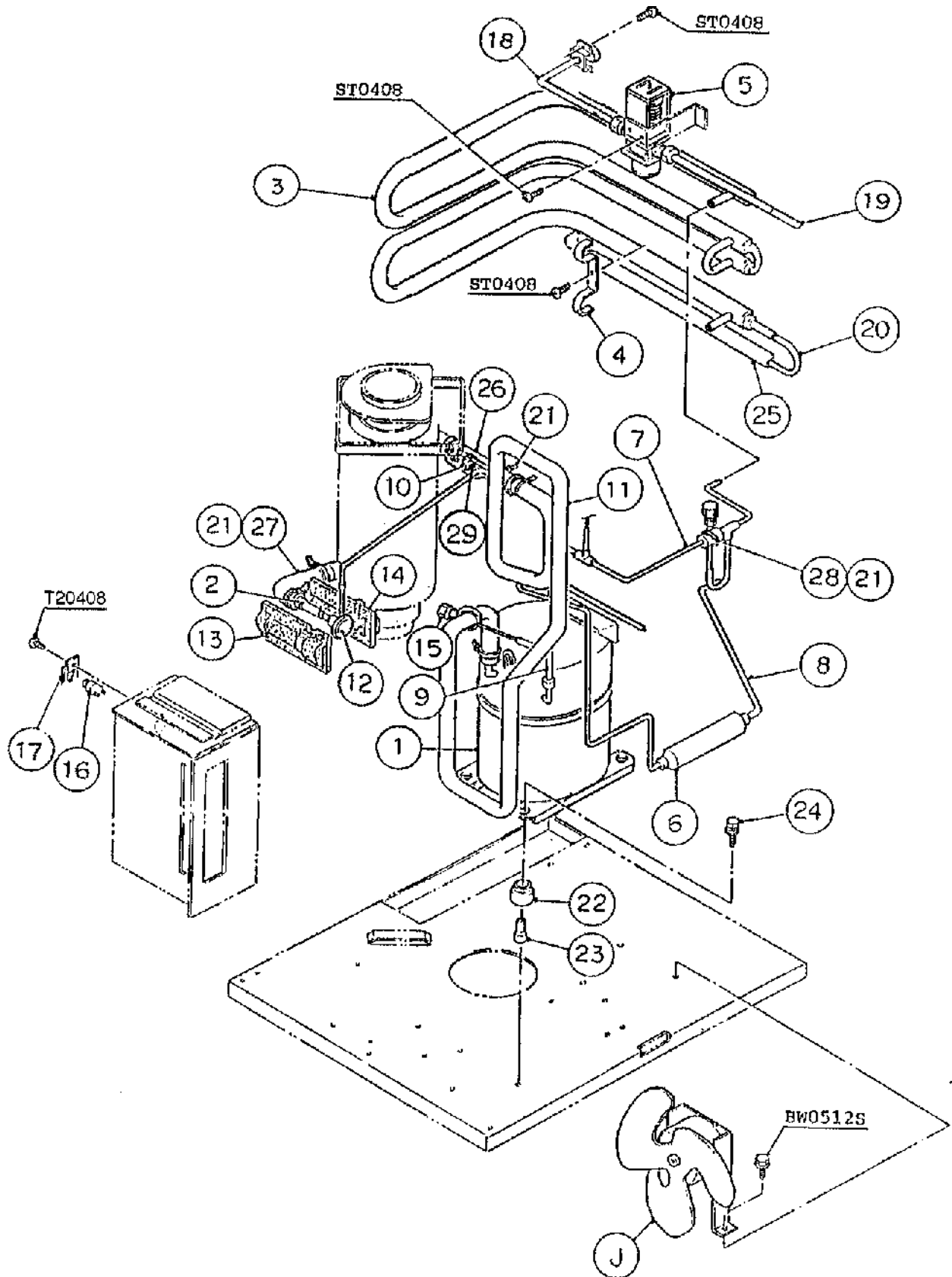
INDEX NO.	DESCRIPTION	MATERIAL OR MODEL NUMBER	PART NUMBER	REQUIRED NUMBER									
				D10501 through D10535L	D10536M through D11126J	D-2 E-0	E-1 F-0	F-1	G-0	G-1	G-2	H-2	
15	COVER (A) - EXP. VALVE	PE FOAM	324313-01	1	1	1	1	x1					
	EXP. VALVE COVER (A)	PE FOAM	3A0555-01					o1	1	1	1	1	
16	COVER (B) - EXP. VALVE	PE FOAM	324313-02	1	1	1	1	x1					
	EXP. VALVE COVER (A)	PE FOAM	3A0555-02					o1	1	1	1	1	
17	ACCESS VALVE	TCJ-2F15-HD	417366-01	2	2	2	2	2	2	2	2	2	
18	PRESSURE SWITCH	ACB-2UB05	433441-06	1	1	1	1	1	1	1	1	1	
19	BRCKT. - PRESSURE SWITCH	GS	425506-01	1	-								
	PRESSURE SWITCH BRCKT.	GS	434938-01		1	1	1	1	1	1	1	1	
20	CABLE TIE	CV-150	7920-0003	14	14	14	14	14	14	14	14	14	
21	GROMMET	027-0073-00	434403-01	4	4	4	4	4	4	4	4	4	
22	SPACER	027-0072-02	434404-01	4	4	4	4	4	4	4	4	4	
23	SOCKET	12.7	436578-01	1	1	1	1	1	1	1	1	1	
24	INSULATION TUBE	L=130	7762-2030	1	x1								
		L=130	7762-2949		o1	1	1	1	1	1	1	1	
25	INSULATION TUBE	L=170	7762-1323	1	x1								
		L=170	7762-1333		o1	1	1	1	1	1	1	1	
26	INSULATION TUBE	L=30	7762-0717	1	1	1	1	1	1	1	1	1	
27	HOLDER/EXP.VALVE-1/2	SS	3A0112-01		1	1	1	1	1	1	1	1	
28	SELF- LOCKING NUT	-	7N21I0832			4	4	4	4	4	4	4	
29	DRIER BRACKET	GS	445847-01			1	1	1	1	1	1	1	

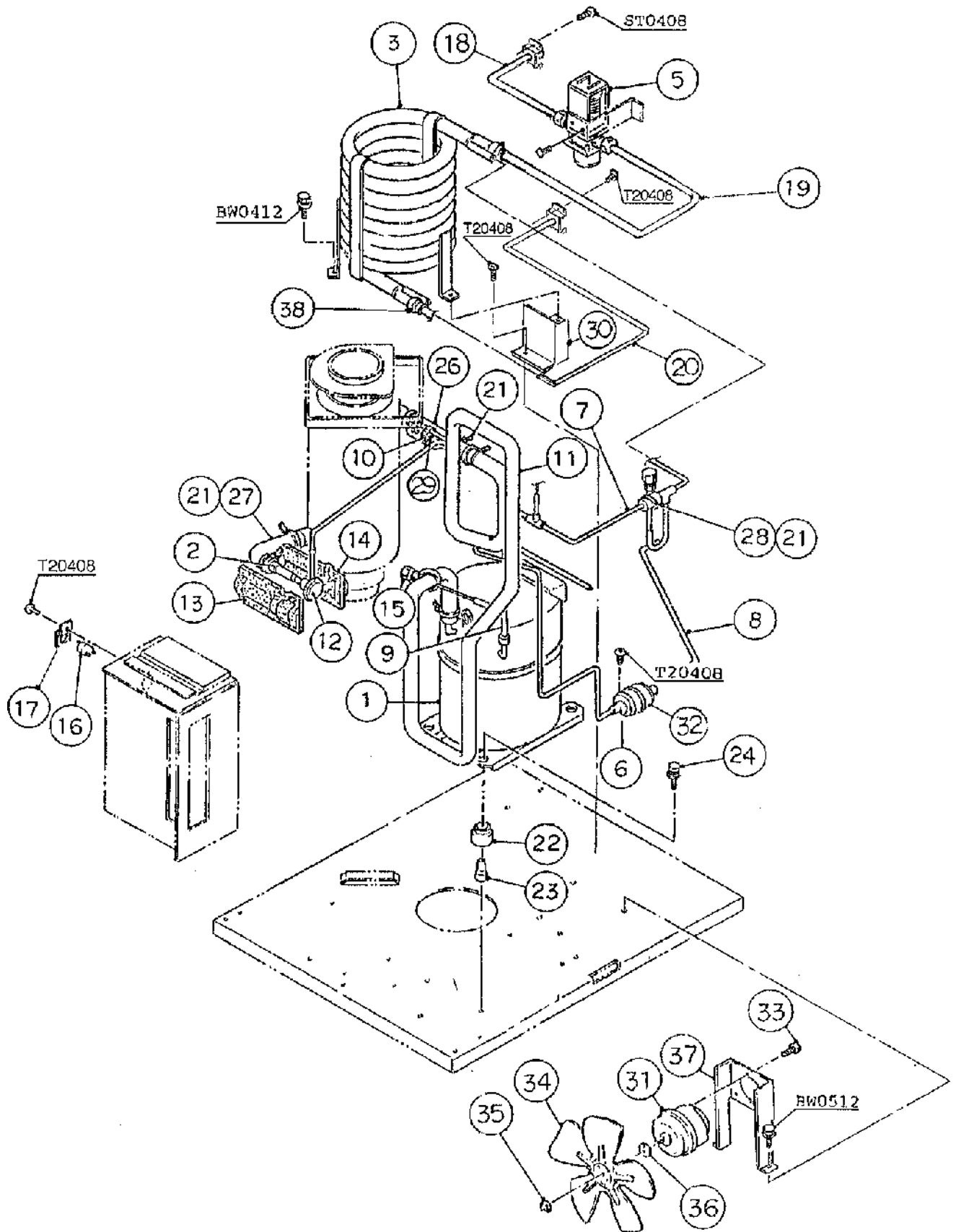
MODEL: F-100MAE-C TITLE: C. REFRIGERATION UNIT													
INDEX NO.	DESCRIPTION	MATERIAL OR MODEL NUMBER	PART NUMBER	REQUIRED NUMBER									
				E-0	E-1 F-0	F-1	F-2	G-0	G-1	H-2	J-0		
1	COMPRESSOR	REK3-0125 - PFV	434209-01	1	1	1	1	1	1	1	1		
2	BOLT	8 x 45	437889-01	4	4	4	4	4	4	4	4		
3	CONDENSER-AIR COOLED	-	211663-02	1	1	1	1	1	1	1	1		
4	SHROUD	GS	2A0449-01	1	1	1	1	1	1	1	1		
5	FAN MOTOR BRACKET	GS	3A0341-01	1	1	1	1	1	1	1	1		
6	FAN MOTOR	U90B1	440911-01	1	1	1	1	1	1	1	1		
7	FAN BLADE	AD12CW25	4A0197-01	1	1	1	1	1	x1				
		-	444898-01						o1	1	1		
8	-	-	-										
9	DRIER	C-032-S	445006-01	1	1	1	1	1	1	1	1		
10	COPPER TUBE - HIGH SIDE	COPPER	330418G01	1	1	1	1	1	1	1	1		
11	COPPER TUBE - ACCESS VALVE	COPPER	434176-01	1	1	1	1	1	1	1	1		
12	CLAMP	08	443461-01	1	1	1	1	1	1	1	1		
13	COPPER TUBE - LOW SIDE	COPPER	2A0241G02	1	1	1	1	1	-				
		COPPER	2A0241G03						1	1	1		
14	EXPANSION VALVE	HFE-10HHD-4	443968-01	1	1	1	1	1	1	1	1		
15	COVER (A) - EXP. VALVE	PE FOAM	324313-01	1	1	x1							
	EXP. VALVE COVER (A)	PE FOAM	3A0555-01			o1	1	1	1	1	1		
16	COVER (B) - EXP. VALVE	PE FOAM	324313-02	1	1	x1							
	EXP. VALVE COVER (A)	PE FOAM	3A0555-02			o1	1	1	1	1	1		
17	ACCESS VALVE	TCJ-2F15-HD	417366-01	2	2	2	2	2	2	2	2		
18	PRESSURE SWITCH	ACB-2UB05	433441-06	1	1	1	1	1	1	1	1		
19	BRCKT. - PRESSURE SWITCH	GS	425506-01										
	PRESSURE SWITCH BRCKT.	GS	434938-01	1	1	1	1	1	1	1	1		
20	CABLE TIE	CV-150	7920-0003	14	14	14	14	14	14	14	14		
21	GROMMET	027-0073-00	434403-01	4	4	4	4	4	4	4	4		
22	SPACER	027-0072-02	434404-01	4	4	4	4	4	4	4	4		
23	SOCKET	12.7	436578-01	1	1	1	1	1	1	1	1		

HA

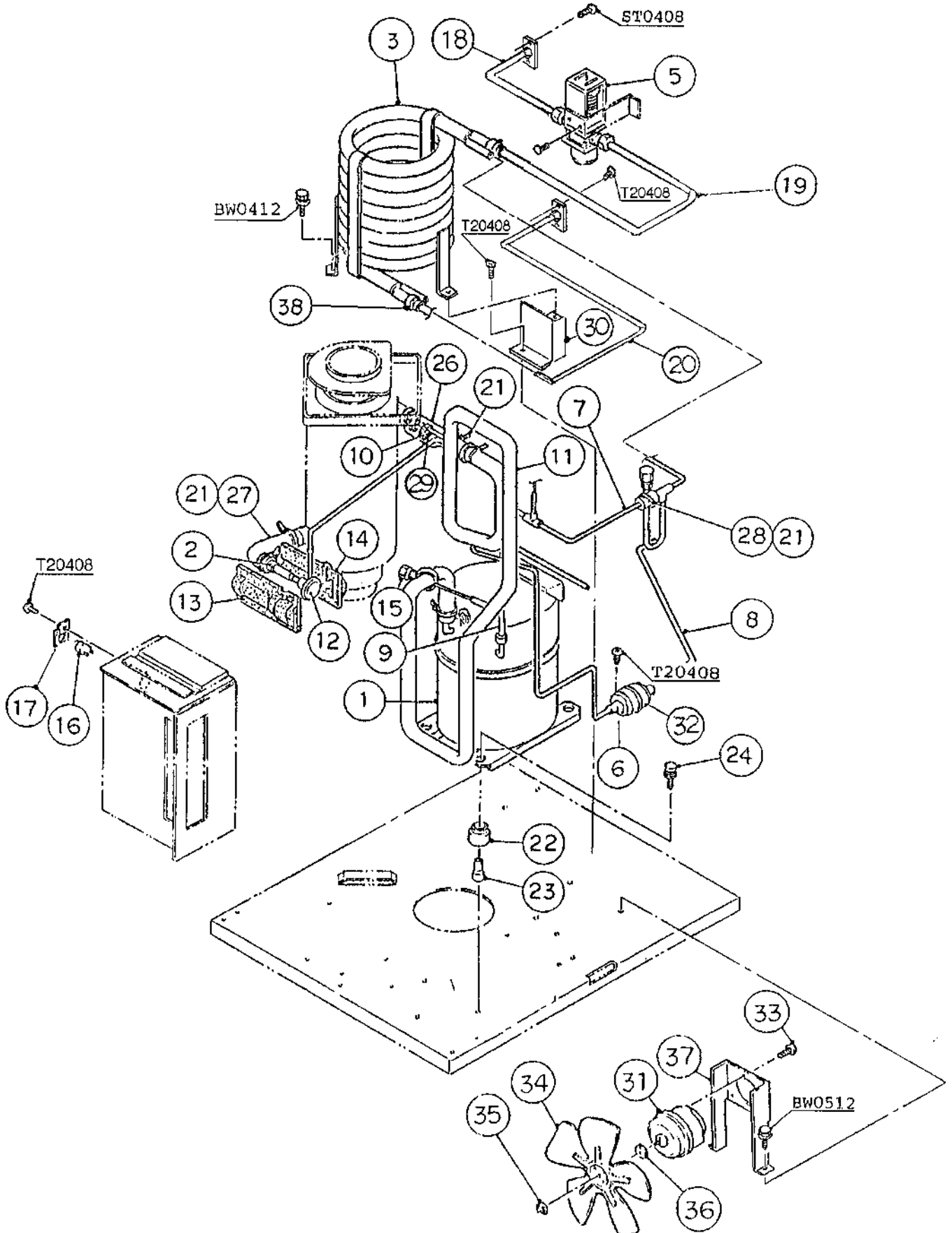
MODEL: F-1000MAE-C TITLE: C. REFRIGERATION UNIT													
INDEX NO.	DESCRIPTION	MATERIAL OR MODEL NUMBER	PART NUMBER	REQUIRED NUMBER									
				E-0	E-1 F-0	F-1	F-2	G-0	G-1	H-2	J-0		
24	INSULATION TUBE	L=130	7762-2030										
		L=130	7762-2949	1	1	1	1	1	1	1	1		
25	INSULATION TUBE	L=170	7762-1323										
		L=170	7762-1333	1	1	1	1	1	1	1	1		
26	INSULATION TUBE	L=30	7762-0717	1	1	1	1	1	1	1	1		
27	HOLDER/EXP.VALVE-1/2	SS	3A0112-01	1	1	1	1	1	1	1	1		
28	SELF- LOCKING NUT	-	7N21I0832	4	4	4	4	4	4	4	4		
29	DRIER BRACKET	GS	445847-01	1	1	1	1	1	1	1	1		

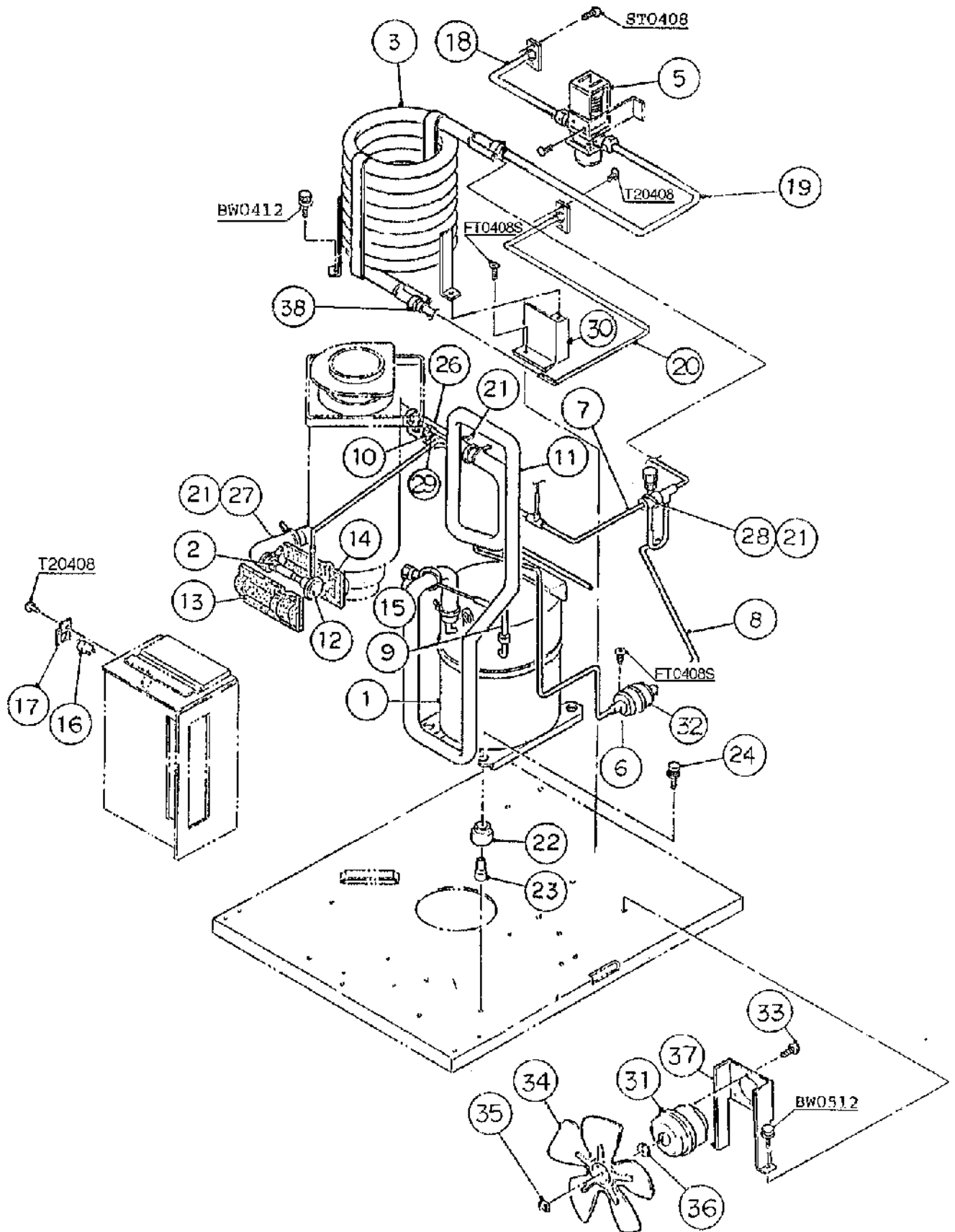






C. REFRIGERATION UNIT



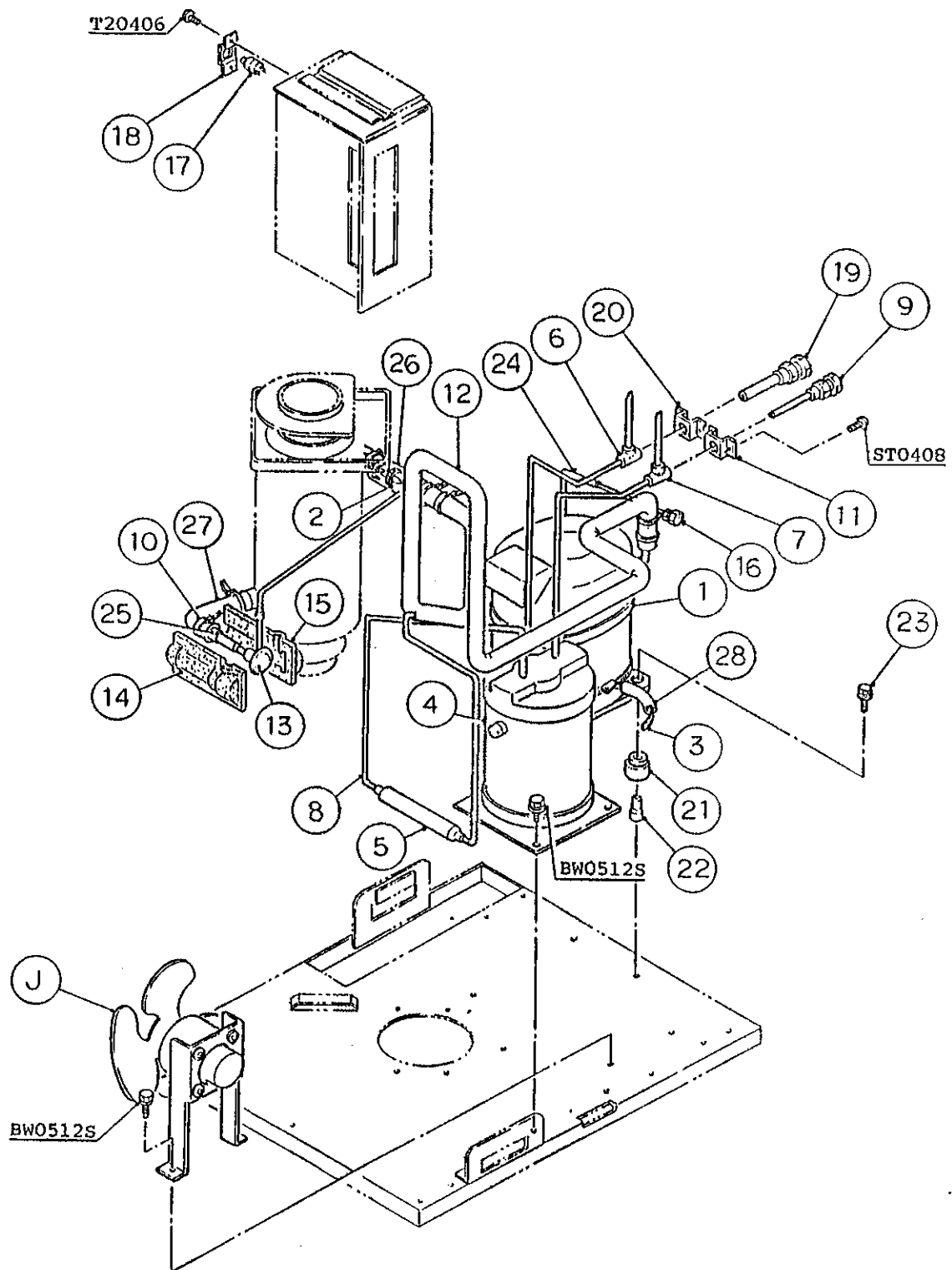


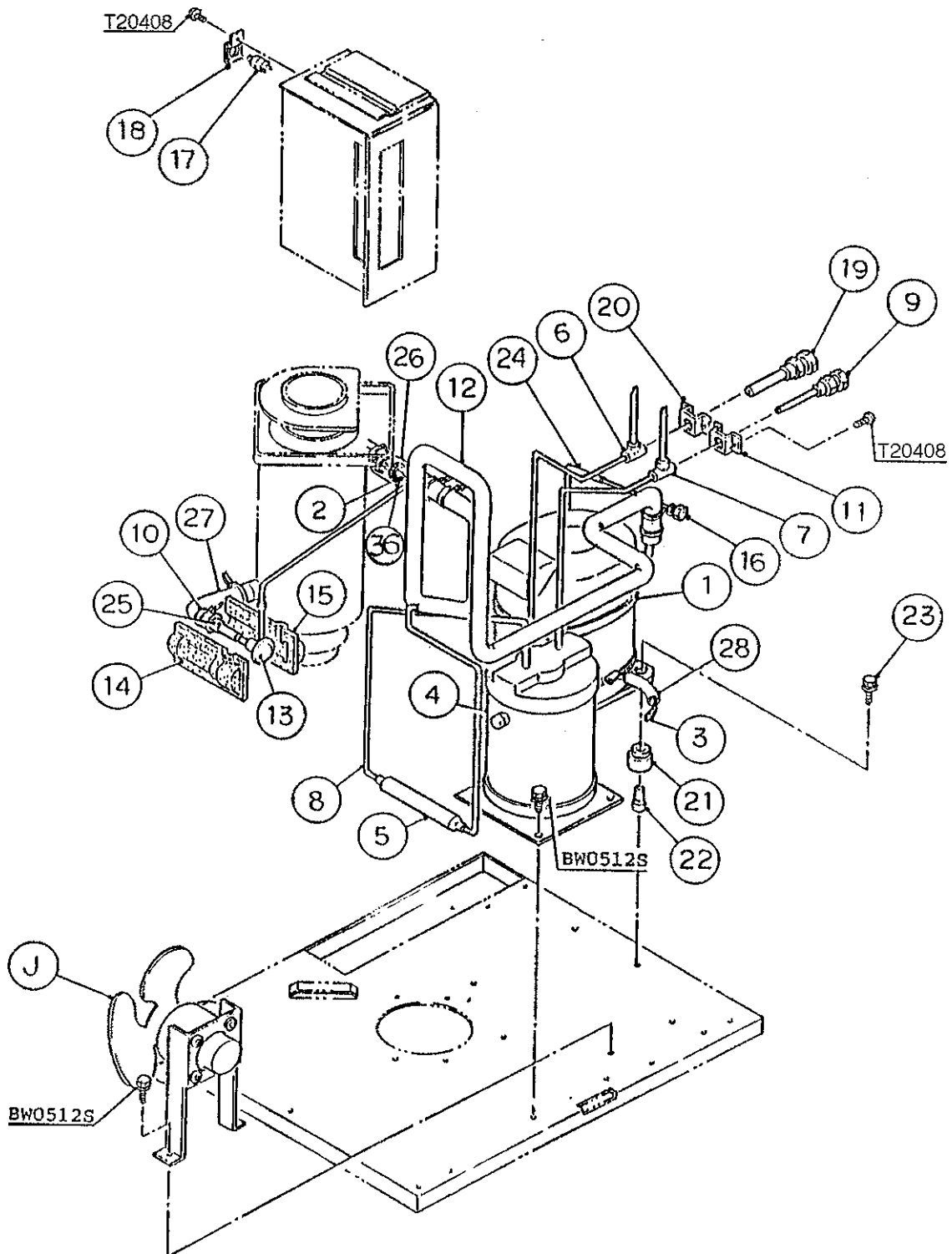
MODEL: F-1000MWE, MWE-C TITLE: C. REFRIGERATION UNIT												
INDEX NO.	DESCRIPTION	MATERIAL OR MODEL NUMBER	PART NUMBER	REQUIRED NUMBER								
				D10501 through D10535L	D10536M through D10650H	D-2 E-0	E-1 F-0	F-1	G-0	G-1	H-2	
H	FITTING (U) ASSEMBLY	(S-0382)	314347A01	2	-							
J	FAN MOTOR ASSEMBLY	-	209823A01	1	x1							
		-	3A0248A01		o1	-						
1	COMPRESSOR	REK3-0125-PFV	434209-01	1	1	1	1	1	1	1	1	
2	SOCKET	12.7	436578-01	1	1	1	1	1	1	1	1	
3	CONDENSER-WATER COOLED	(S-0614)	211665G01	1	1	-						
		(S-0725)	215545G01			1	1	1	1	1	1	
4	STRAP	GS	433427-01	4	4	-						
5	WATER REGULATOR	WV2-33RHD-1	415425-02	1	1	1	1	1	1	1	1	
6	DRIER	KC-6749	427061-01	1	1	-						
		C-032-S	445006-01			1	1	1	1	1	1	
7	COPPER TUBE - HIGH SIDE	COPPER	330445G01	1	x1							
		COPPER	3A0342G01		o1	1	1	1	1	1	1	
8	COPPER TUBE (F) - HIGH SIDE	COPPER	433419-01	1	1	-						
		COPPER	4A0572-01			1	1	1	1	1	1	
9	COPPER TUBE - ACCESS VALVE	COPPER	437909-01	1	x1							
		COPPER	434176-01		o1	1	1	1	1	1	1	
10	CLAMP	D11-S	435254-04	2	x2							
		08	443461-01		o1	1	1	1	1	1	1	
11	COPPER TUBE - LOW SIDE	COPPER	218876G01	1	x1							
		COPPER	2A0241G01		o1	-						
		COPPER	2A0241G02			1	1	1	1	1	1	
12	EXPANSION VALVE	HFE-10HHD-4	443968-01	1	1	1	1	1	1	1	1	
13	COVER (A) - EXP. VALVE	PE FOAM	324313-01	1	1	1	1	x1				
	EXP. VALVE COVER (A)	PE FOAM	3A0555-01					o1	1	1	1	

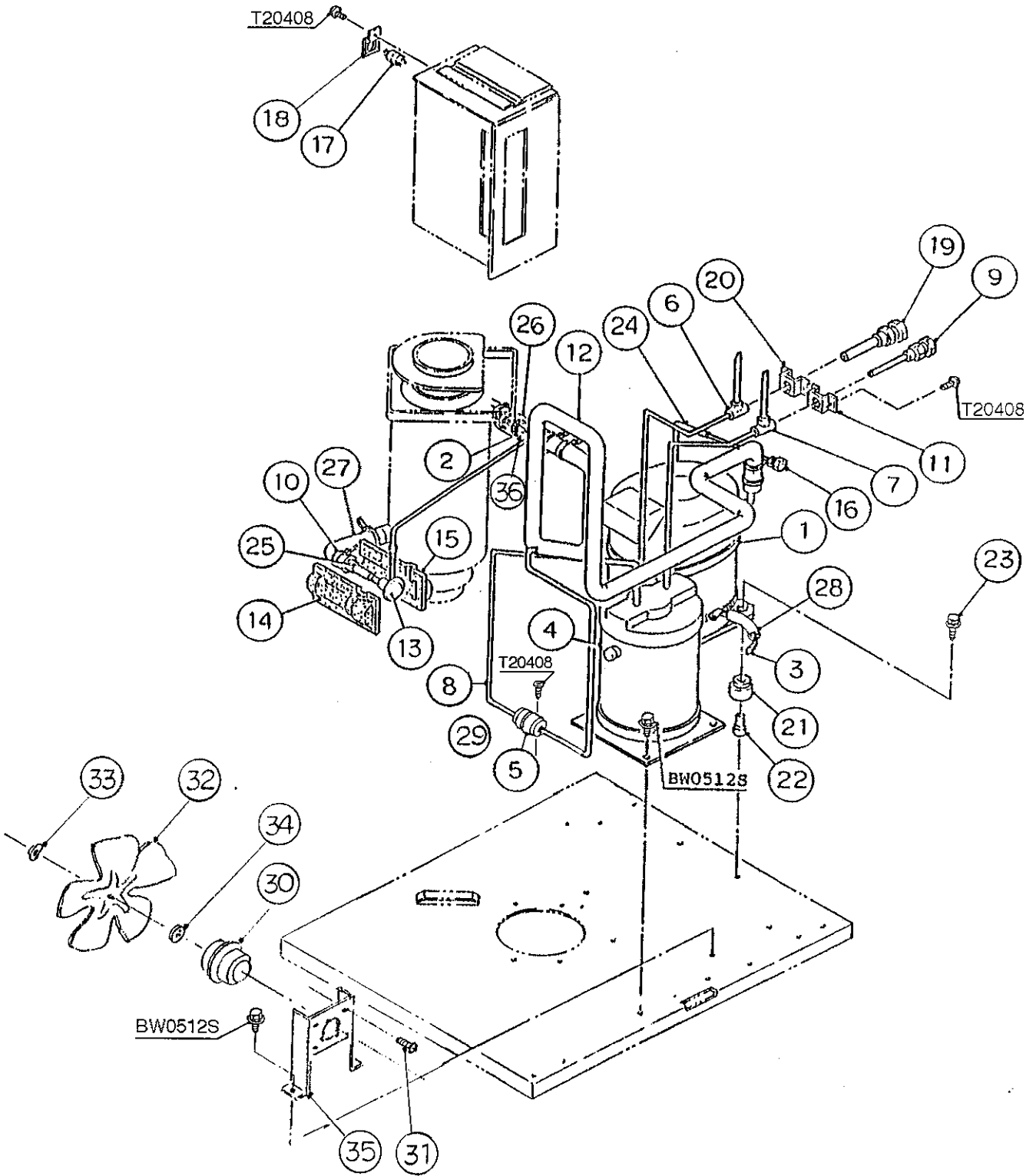
MODEL: F-1000MWE, MWE-C TITLE: C. REFRIGERATION UNIT												
INDEX NO.	DESCRIPTION	MATERIAL OR MODEL NUMBER	PART NUMBER	REQUIRED NUMBER								
				D10501 through D10535L	D10536M through D10650H	D-2 E-0	E-1 F-0	F-1	G-0	G-1	H-2	
14	COVER (B) - EXP. VALVE	PE FOAM	324313-02	1	1	1	1	x1				
	EXP. VALVE COVER (B)	PE FOAM	3A0555-02					o1	1	1	1	
15	ACCESS VALVE	TCJ-2F15-HD	417366-01	1	1	1	1	1	1	1	1	
16	PRESSURE SWITCH	ACB-2UB05	433441-06	1	1	1	1	1	1	1	1	
17	BRACKET - PRESSURE SWITCH	GS	425506-01	1	-							
	PRESS. SWITCH BRACKET	GS	434938-01		1	1	1	1	1	1	1	
18	WATER PIPE (A)	COPPER	433424G01	1	-							
		COPPER	4A0383G01		1	1	-					
		COPPER	4A0778G01				1	1	1	1	1	
19	WATER PIPE (B)	COPPER	433425G01	1	1	-						
		COPPER	4A0570G01			1	1	1	1	1	1	
20	WATER PIPE (C)	COPPER	433426-01	1	-							
		COPPER	3A0251G01		1	-						
		COPPER	3A0343G01			1	-					
		COPPER	3A0465G01				1	1	1	1	1	
21	CABLE TIE	CV-150	7920-0003	13	13	13	13	13	13	13	13	
22	GROMMET	027-0073-00	434403-01	4	4	4	4	4	4	4	4	
23	SPACER	027-0072-02	434404-01	4	4	4	4	4	4	4	4	
24	BOLT	8 x 50	436206-01	4	x4							
		8 x 45	437889-01		o4	4	4	4	4	4	4	
25	INSULATION TUBE	L=610	7762-1020	1	x1							
		L=770	7762-1030		o1	1	1	1	1	1	1	
26	INSULATION TUBE	L=130	7762-2030	1	x1							
		L=130	7762-2943		o1	1	1	1	1	1	1	
27	INSULATION TUBE	L=170	7762-1323	1	x1							
		L=170	7762-1333		o1	1	1	1	1	1	1	
28	INSULATION TUBE	L=30	7762-0717	1	1	1	1	1	1	1	1	
29	HOLDER/EXP.VALVE-1/2	SS	3A0112-01		1	1	1	1	1	1	1	

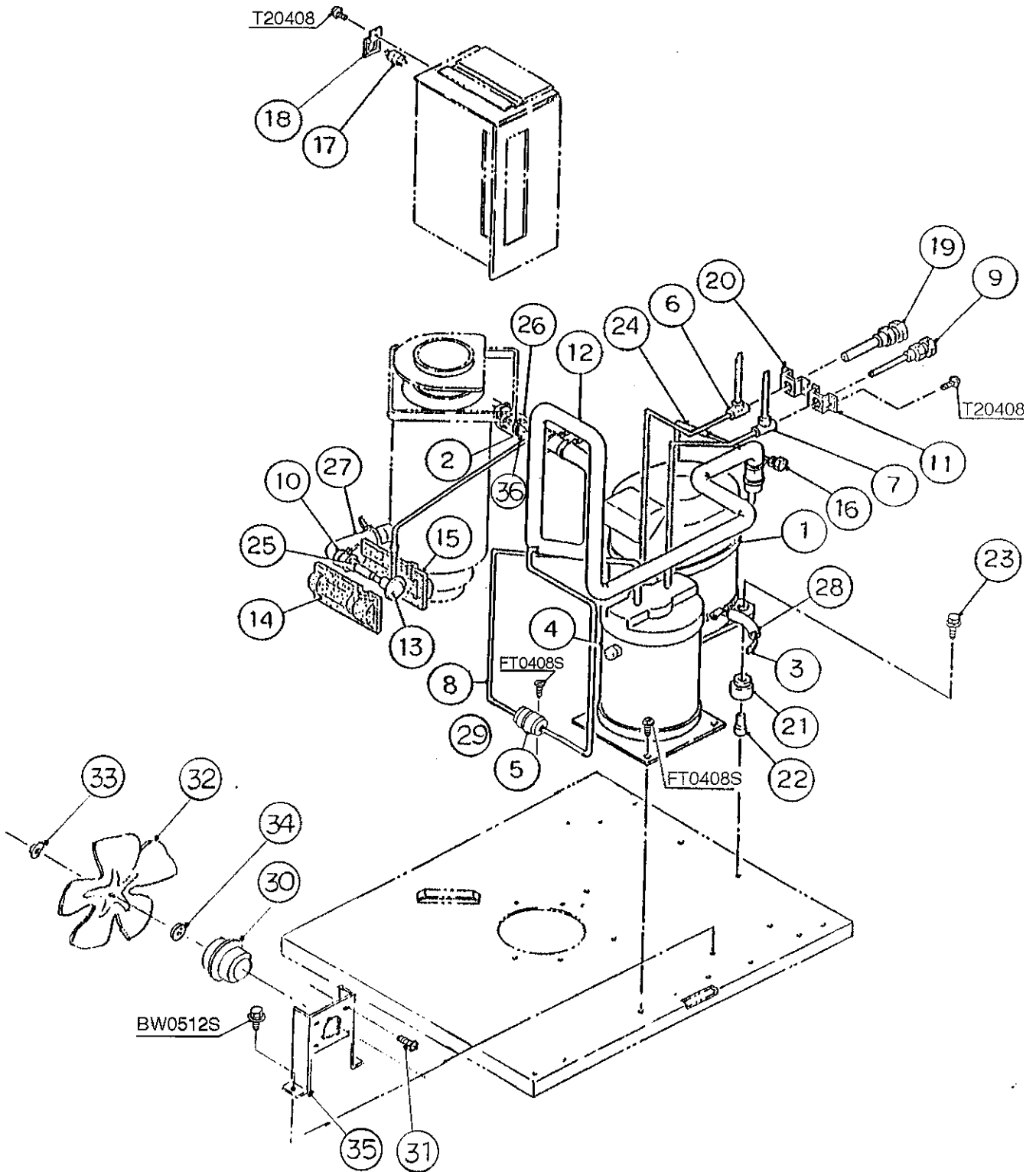
HA

MODEL: F-100MWE, MWE-C TITLE: C. REFRIGERATION UNIT												
INDEX NO.	DESCRIPTION	MATERIAL OR MODEL NUMBER	PART NUMBER	REQUIRED NUMBER								
				D10501 through D10535L	D10536M through D10650H	D-2 E-0	E-1 F-0	F-1	G-0	G-1	H-2	
30	MOUNT	GS	4A0584G01			x3						
		GS	4A0682-01			o3	3	3	3	3	3	
31	FAN MOTOR	SP-B8HBER16	440917-01			1	1	1	1	1	1	
32	DRIER BRACKET	GS	445847-01			1	1	1	1	1	1	
33	SCREW	122A556AC	436863-01			3	3	3	3	3	3	
34	FAN BLADE	20569-18	435481-01			1	1	1	1	1	1	
35	NUT	K-5869099AA	435982-01			1	1	1	1	1	1	
36	WASHER	122A542AB	435983-01			1	1	1	1	1	1	
37	FAN MOTOR BRACKET	GS	3A0171-01			1	1	1	1	1	x1	
		GS	3A0171-02								o1	
38	REDUCER	-	421904-03			2	2	2	2	2	2	



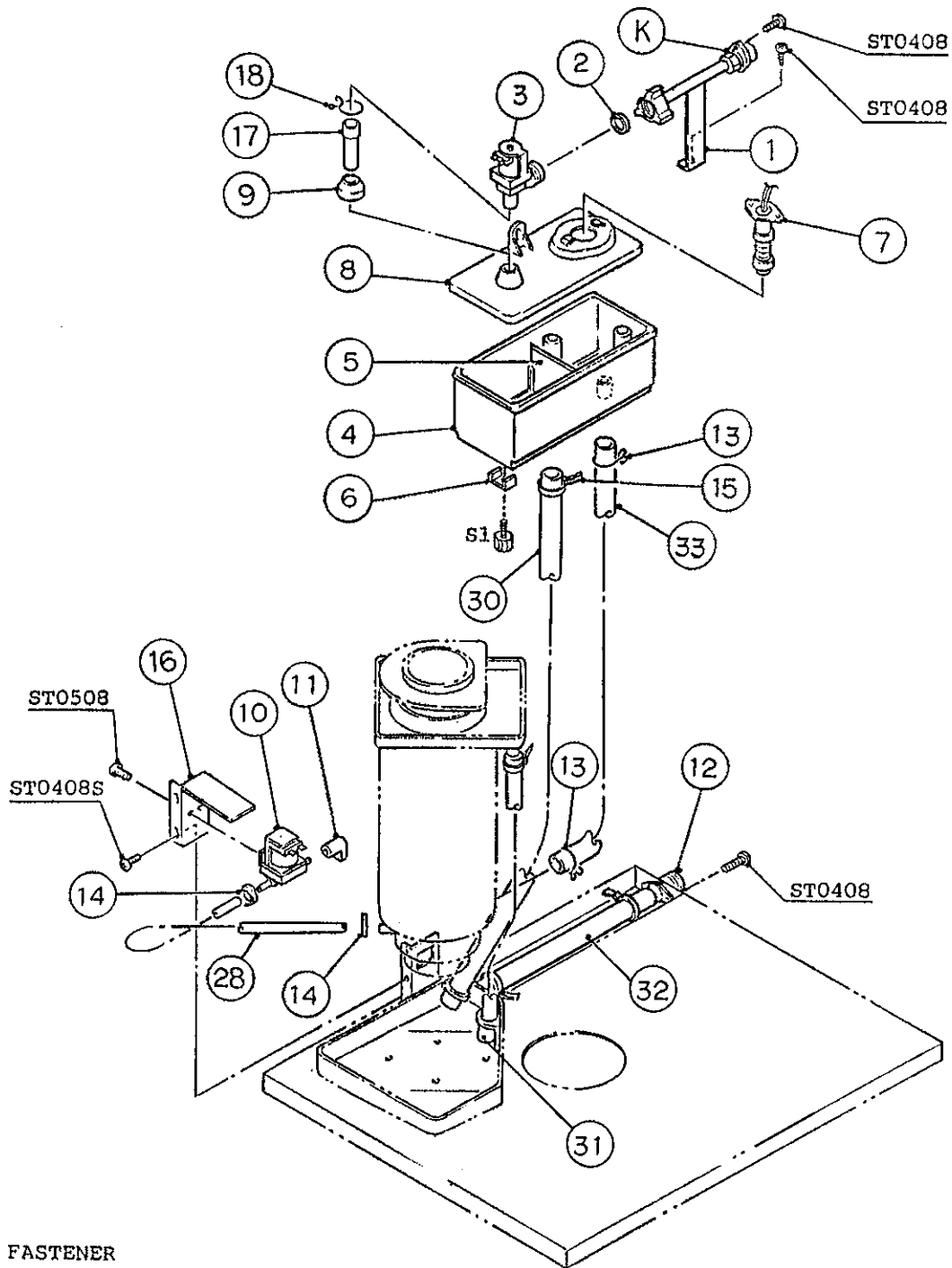






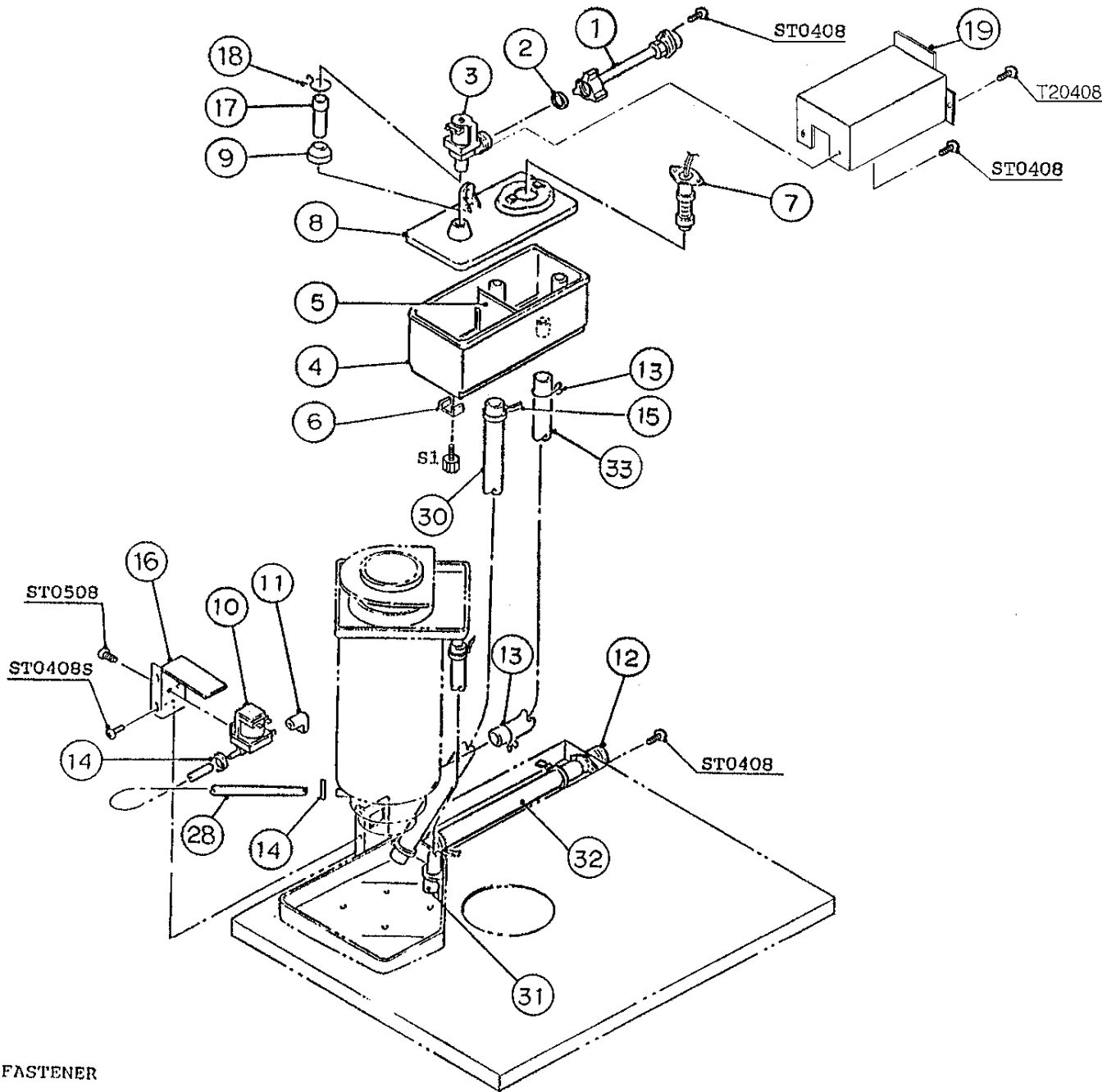
MODEL: F-1000MRE, MRE-C TITLE: C. REFRIGERATION UNIT												
INDEX NO.	DESCRIPTION	MATERIAL OR MODEL NUMBER	PART NUMBER	REQUIRED NUMBER								
				D10501 through D10535L	D10536M through D10650H	D-2	E-1 F-0	F-1	F-2	G-0	G-1	H-2
J	FAN MOTOR ASSEMBLY	-	209823A01	1	x1							
		-	3A0248A01		o1	-						
1	COMPRESSOR	REK3-0125-PFV	434209-01	1	1	1	1	1	1	1	1	1
2	CLAMP	D11-S	435254-04	2	x1							
		08	443461-01		o1	1	1	1	1	1	1	1
3	CRANKCASE HEATER	018-0038-0045W,120V	434186-01	1	1	1	1	1	1	1	1	1
4	RECEIVER TANK	RR MN	437652-01	1	1	1	1	1	1	1	1	1
5	DRIER	KC-6749	427061-01	1	1	-						
		C-032-S	445006-01			1	1	1	1	1	1	1
6	COPPER TUBE(A)- HIGH SIDE	COPPER	324095G01	1	x1							
		COPPER	3A0244G01		o1	1	1	1	1	1	1	1
7	COPPER TUBE (B) - HIGH SIDE	COPPER	324096G02	1	x1							
		COPPER	3A0243G01		o1	1	1	1	1	1	1	1
8	COPPER TUBE(C)- HIGH SIDE	COPPER	436830G02	1	1	-						
		COPPER	4A0573G01			1	1	1	1	1	1	1
9	COUPLING	COPPER	433751G01	1	1	1	1	1	1	1	1	1
10	CABLE TIE	CV-150	7920-0003	9	9	9	9	9	9	9	9	9
11	BRACKET - TUBE	GS	425507-01	1	x1							
	TUBE HOLDER - S	GS	438246-01		o1	1	1	1	1	1	1	1
12	COPPER TUBE - LOW SIDE	COPPER	218878G01	1	x1							
		COPPER	3A0250G01		o1	1	1	1	1	1	1	1
13	EXPANSION VALVE	HFE-10HHD-4	443968-01	1	1	1	1	1	1	1	1	1
14	COVER (A) - EXP. VALVE	PE FOAM	324313-01	1	1	1	1	x1				
	EXP. VALVE COVER (A)	PE FOAM	3A0555-01					o1	1	1	1	1
15	COVER (B) - EXP. VALVE	PE FOAM	324313-02	1	1	1	1	x1				
	EXP. VALVE COVER (B)	PE FOAM	3A0555-02					o1	1	1	1	1
16	ACCESS VALVE	TCJ-2F15-HD	417366-01	1	1	1	1	1	1	1	1	1

MODEL: F-1000MRE, MRE-C TITLE: C. REFRIGERATION UNIT												
INDEX NO.	DESCRIPTION	MATERIAL OR MODEL NUMBER	PART NUMBER	REQUIRED NUMBER								
				D10501 through D10535L	D10536M through D10650H	D-2	E-1 F-0	F-1	F-2	G-0	G-1	H-2
17	PRESSURE SWITCH	ACB-2UB05	433441-06	1	1	1	1	1	1	1	1	1
18	BRCKT. - PRESSURE SWITCH	GS	425506-01	1	-							
	PRESSURE SWITCH BRCKT.	GS	434938-01		1	1	1	1	1	1	1	1
19	COUPLING (MALE)	BRASS	434132G01	1	1	1	1	1	1	1	1	1
20	TUBE HOLDER	GS	434104-01	1	x1							
	TUBE HOLDER-L	GS	438245-01		o1	1	1	1	1	1	1	1
21	GROMMET	027-0073-00	434403-01	4	4	4	4	4	4	4	4	4
22	SPACER	027-0072-02	434404-01	4	4	4	4	4	4	4	4	4
23	BOLT	8 x 50	436206-01	4	x4							
		8 x 45	437889-01		o4	4	4	4	4	4	4	4
24	COPPER TUBE - ACCESS VALVE	COPPER	437909-01	1	x1							
		COPPER	434176-01		o1	1	1	1	1	1	1	1
25	SOCKET	12.7	436578-01	1	1	1	1	1	1	1	1	1
26	INSULATION TUBE	L=130	7762-2030	1	x1							
		L=130	7762-2943		01	1	1	1	1	1	1	1
27	INSULATION TUBE	L=170	7762-1323	1	x1							
		L=170	7762-1333		01	1	1	1	1	1	1	1
28	INSULATION TUBE	L=150	104722-36	1	x1							
		SILICONE HOSE	L=150	7730I3812		01	1	1	1	1	1	1
29	DRIER BRACKET	GS	445847-01			1	1	1	1	1	1	1
30	FAN MOTOR	SP-B8HBER16	440917-01			1	1	1	1	1	1	1
31	SCREW	122A556AC	436863-01			3	3	3	3	3	3	3
32	FAN BLADE	20569-18	435481-01			1	1	1	1	1	1	1
33	NUT	K-5869099AA	435982-01			1	1	1	1	1	1	1
34	WASHER	122A542AB	435983-01			1	1	1	1	1	1	1
35	FAN MOTOR BRACKET	GS	3A0171-01			1	1	1	1	1	1	x1
		GS	3A0171-02									o1
36	HOLDER/EXP. VALVE-1/2	SS	3A0112-01		1	1	1	1	1	1	1	1



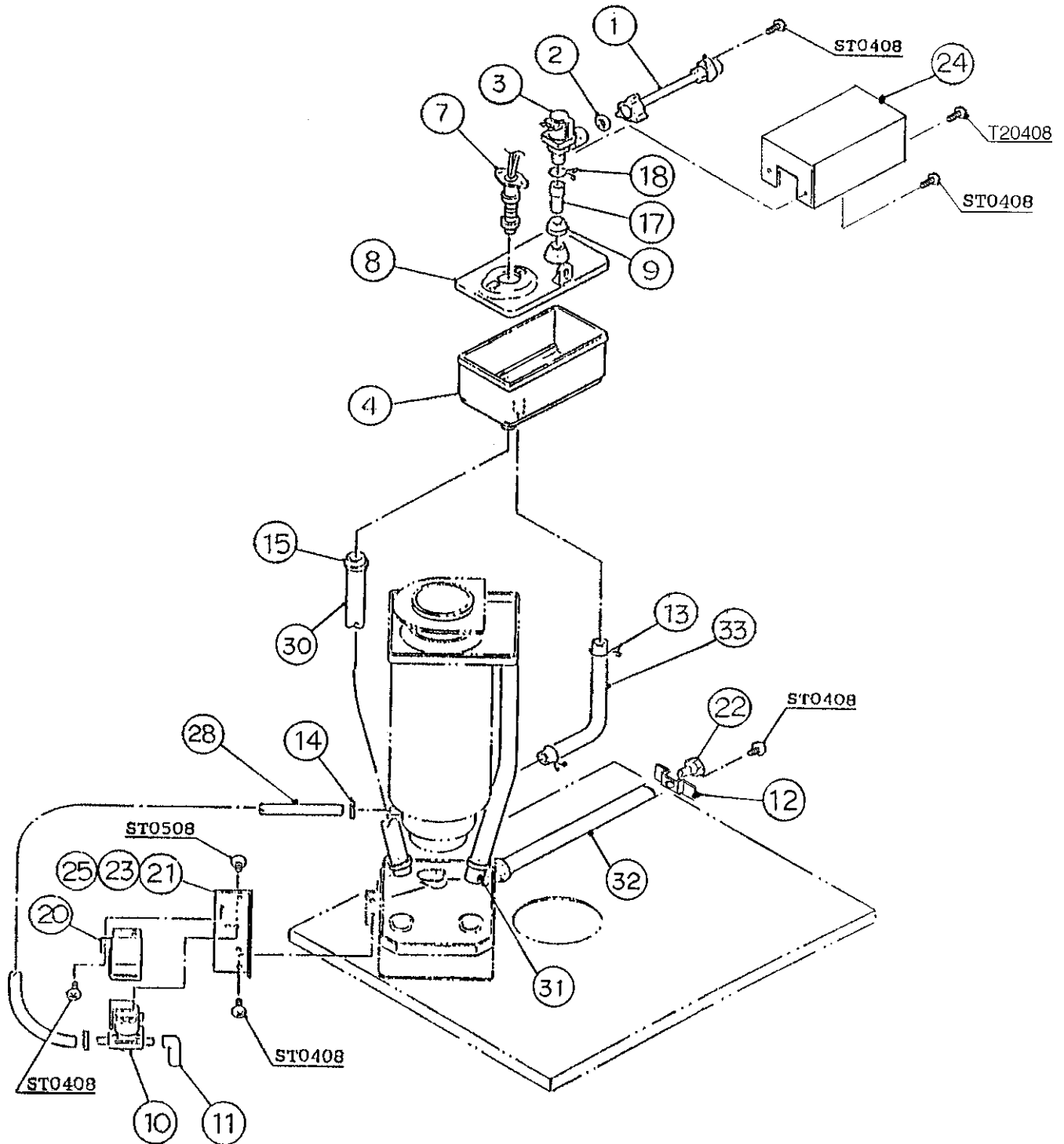
FASTENER

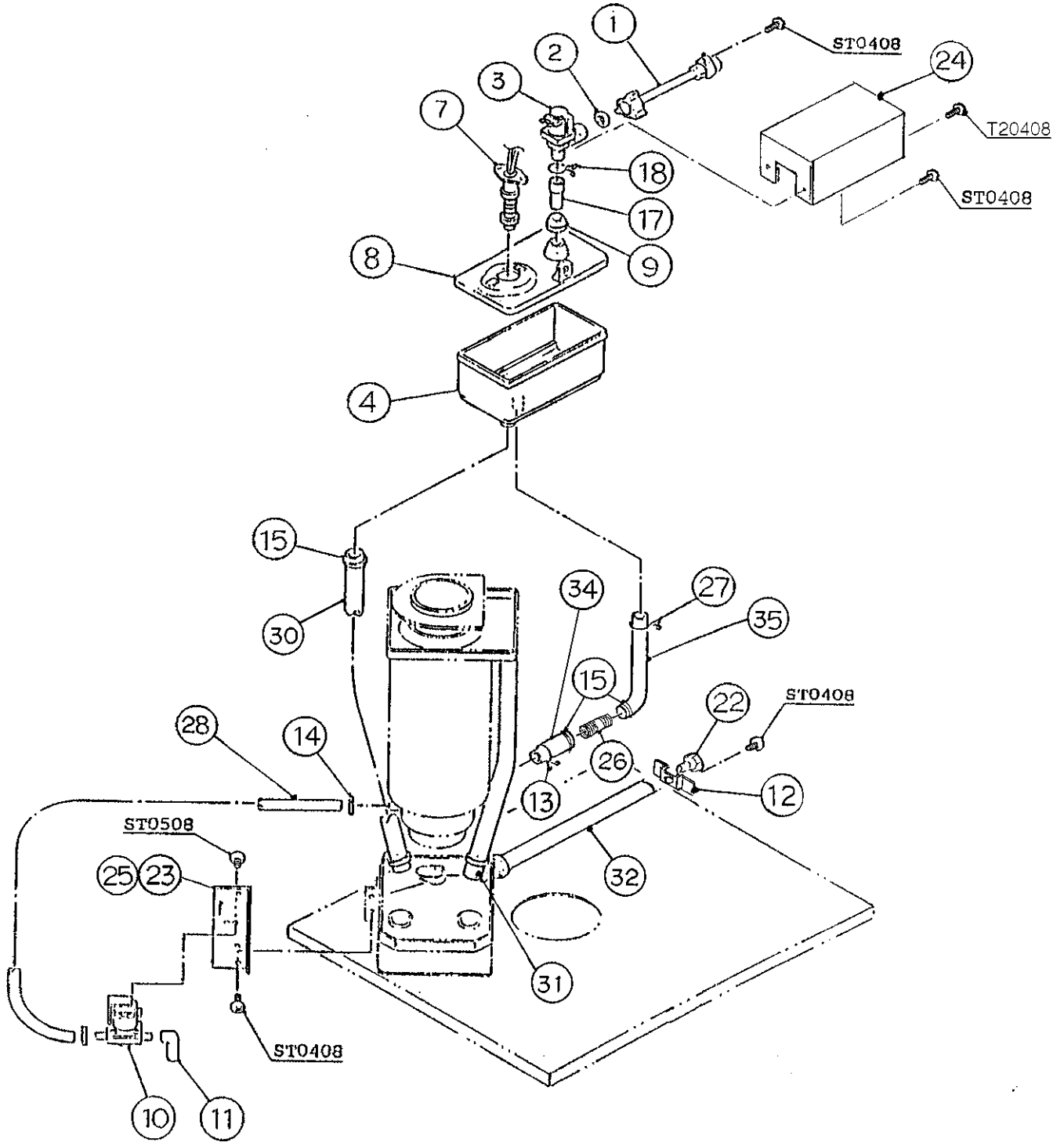
s1 - Thumbscrew, M4x6

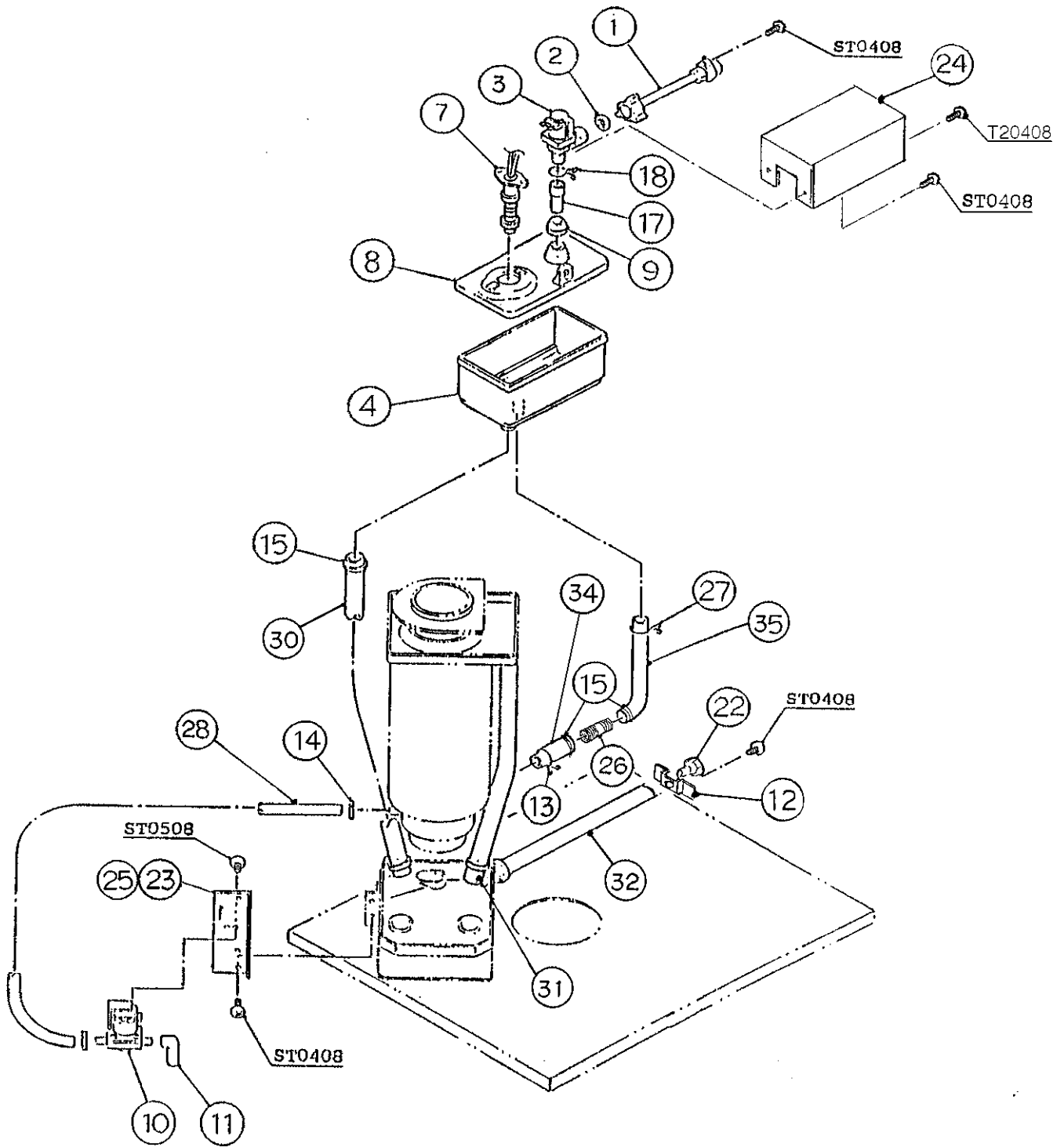


FASTENER

S1 - Thumbscrew, M4x6





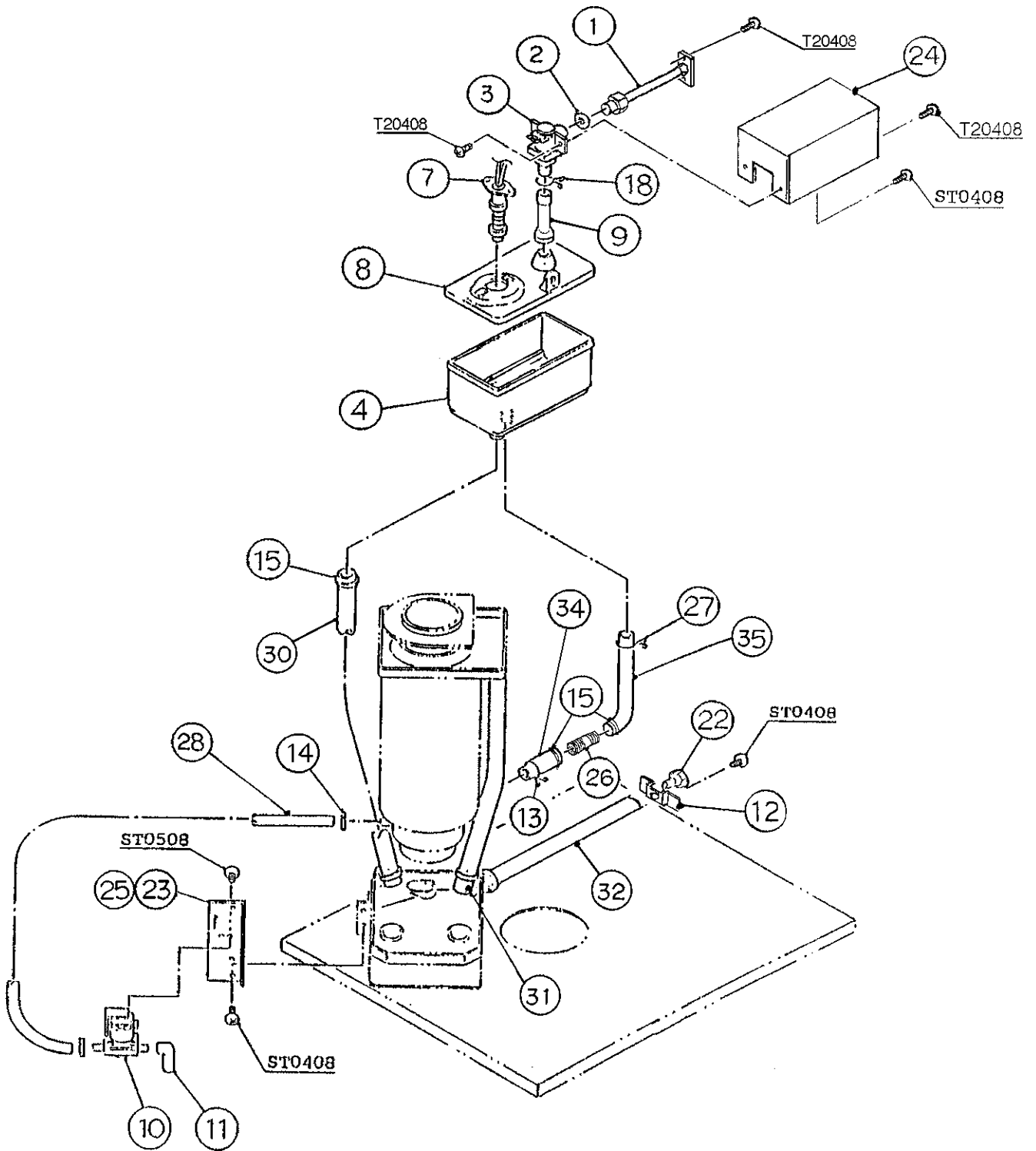


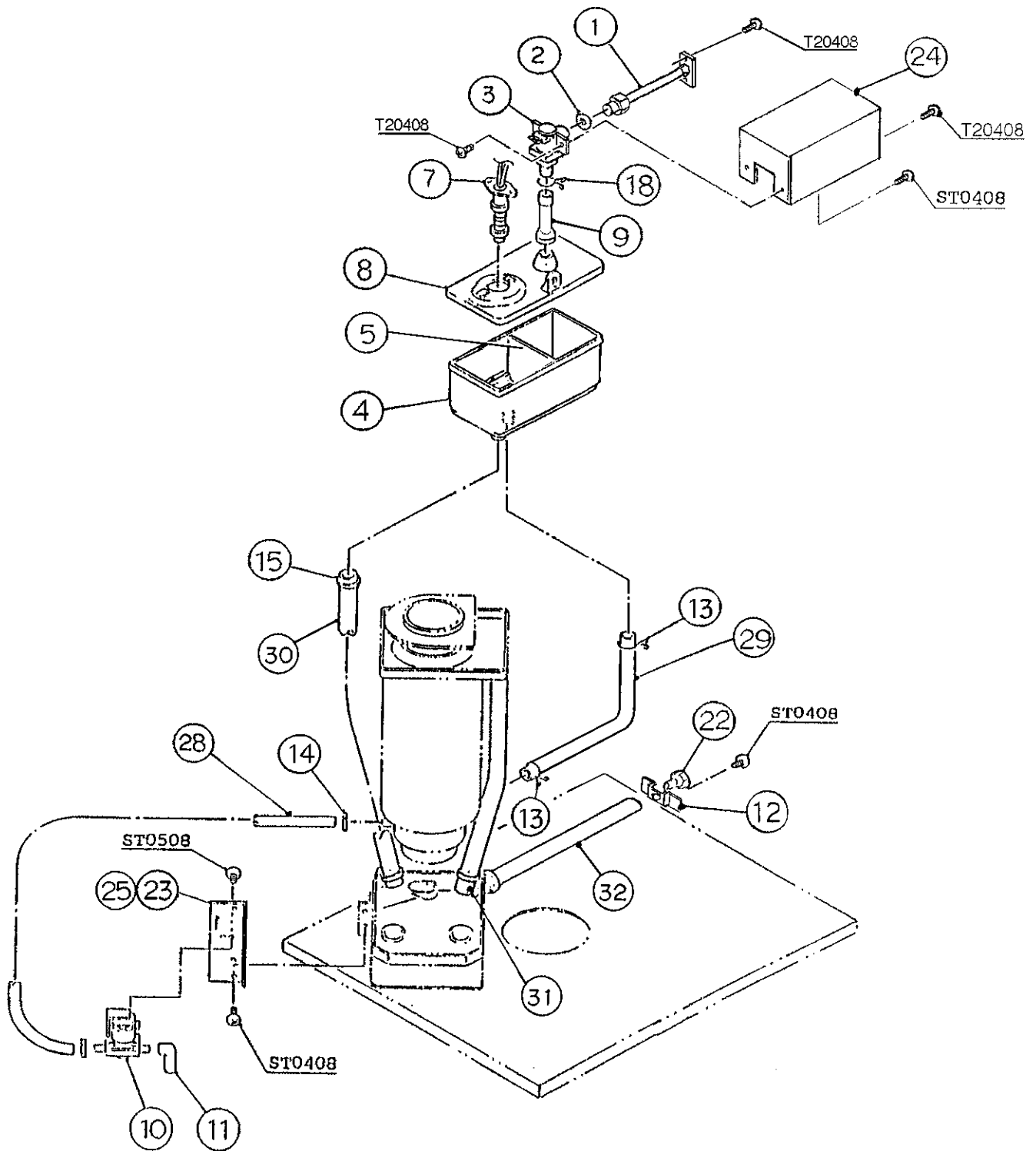
HA

F-1000MAE(-C), MWE(-C), MRE(-C)

D. WATER CIRCUIT

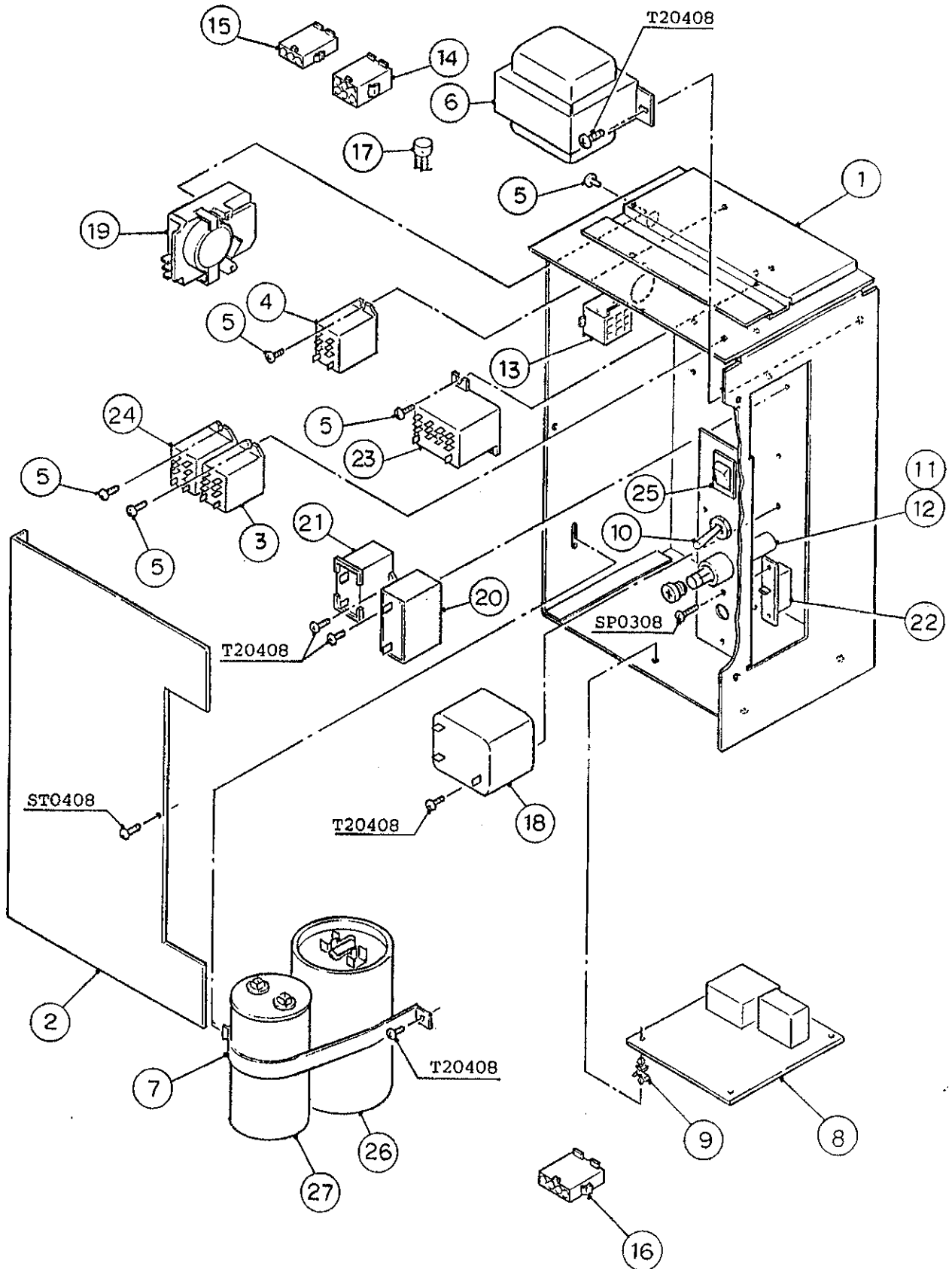
F-1, F-2, G-0

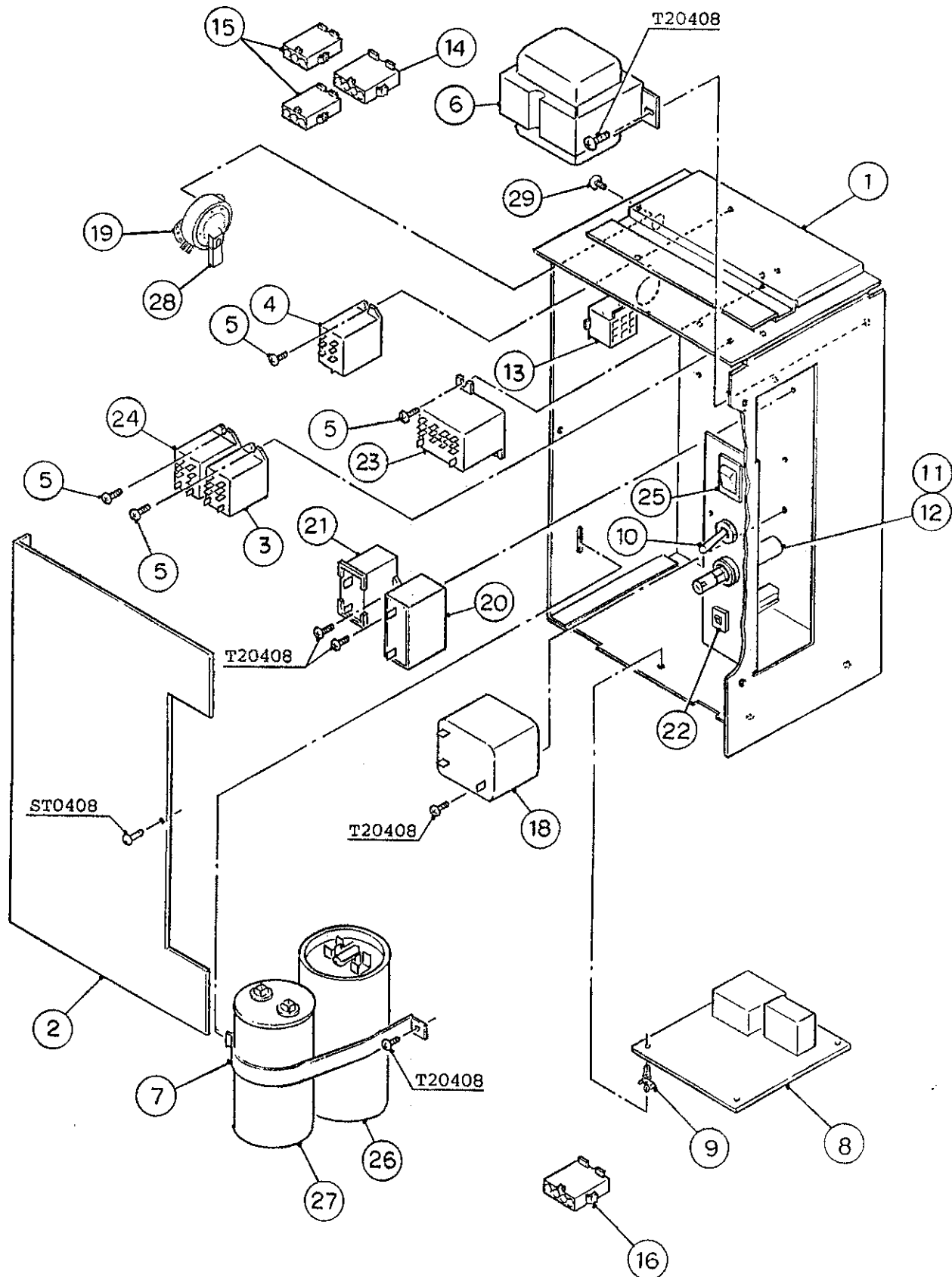


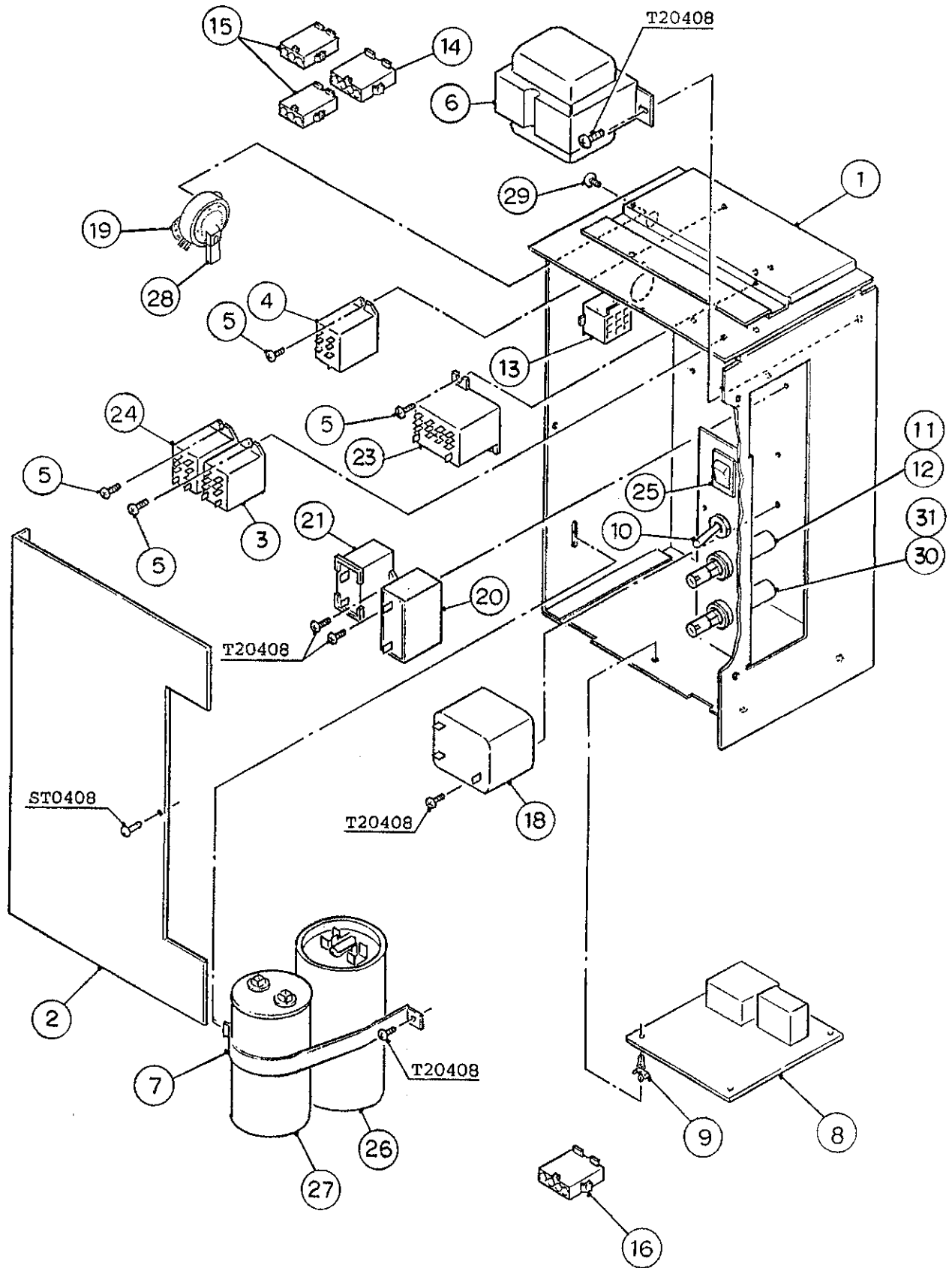


MODEL: F-100MAE(-C), F-100MWE(-C), F-100MRE(-C) TITLE: D. WATER CIRCUIT												
INDEX NO.	DESCRIPTION	MATERIAL OR MODEL NUMBER	PART NUMBER	REQUIRED NUMBER								
				D10501 through D10535L	D10536M through D11126J	D-2 E-0	E-1 F-0	F-1	F-2	G-0	G-1	G-2
K	FITTING (P) ASSEMBLY	(S-0351)	311425A01	1	-							
1	PIPE-WATER SUPPLY	SS	321357G04	1	-							
	WATER SUPPLY PIPE	COPPER	4A0342G01		1	-						
		COPPER	4A0555G01			1	-					
		COPPER	4A0777G01				1	-				
	COPPER	4A0891G01					1	1	1	1	1	
2	PACKING	NBR	413854-03	1	1	1	1	-				
	WASHER	SI. R	4A0867-01					1	1	1	1	1
3	WATER VALVE	J246-086	3U0065-01	1	1	1	1	-				
			4A0865-01					1	1	1	1	1
4	RESERVOIR	ABS	208125-01	1	1	-						
		P.P	214809-01			1	1	1	1	1	-	
		-	2A0753-01								1	1
5	SEPARATOR-RESERVOIR	ABS	423538-02	1	1	-	-	-	-	-		
		-	4A1255-01								1	1
6	COLLAR	SS	423416-03	1	1	-						
7	FLOAT SWITCH	TW-1221-101	435490-01	1	1	1	1	1	1	1	1	1
8	COVER - RESERVOIR	ABS	208126-01	1	1	-						
	RESERVOIR COVER	P.P	214810-01			1	1	1	1	1	1	1
9	COVER-RESERVOIR INLET	SI.R.	415094-01	1	1	1	1	-				
	RESERVOIR INLET	SI. R.	4A0869-01					1	1	1	1	1
10	WATER VALVE	J241-231	3U0112-01	1	1	1	1	-				
		S-60	4A0866-01					1	1	1	1	1
11	PIPE-DRAIN	NBR	422293-01	1	1	1	1	-				
	VINYL HOSE	L=50	7725-0913					1	1	1	1	1
12	FITTING-DRAIN	BRASS	323362-01	1	1	-						
	FITTING BRACKET	GS	4A0382-01			1	-					
13	CLAMP	SK-18.3	435934-06	2	2	2	1	1	1	1	2	2
14	CLAMP	MH-30N	421642-04	2	2	2	2	2	2	2	2	2

MODEL: F-1000MAE(-C), F-1000MWE(-C), F-1000MRE(-C) TITLE: D. WATER CIRCUIT													
INDEX NO.	DESCRIPTION	MATERIAL OR MODEL NUMBER	PART NUMBER	REQUIRED NUMBER									
				D10501 through D10535L	D10536M through D11126J	D-2	E-0	E-1 F-0	F-1	F-2 G-0	G-1	G-2	H-2 J-0
15	CABLE TIE	CV-150	7920-0003	5	5	8	10	11	11	11	9	9	9
16	BRACKET-WATER VALVE	SS	432900-01	1	1	-							
17	HOSE(C)	EVA	425289-07	1	1	-							
		EVA	425289-05			1	1	1	-				
18	CLAMP	SK-17	435934-05	1	1	1	1	1	-				
19	WATER VALVE BRACKET	GS	3A0256-01		1	-							
20	COVER - WATER VALVE	SS	440955-01			1	-						
21	VALVE BRACKET	SS	440954-01			1	-						
22	ADAPTER	COPPER	4A0381-01			1	1	-					
	FITTING	COPPER	4A0776G01					1	1	1	1	1	1
23	WATER VALVE BRACKET	GS	3A0397-01			1	1	1	-				
		GS	3A0554-01						1	1	1	1	1
24	WATER VALVE BRACKET	GS	3A0334-01			1	1	1	-				
	WATER VALVE BRACKET (D)	GS	3A0553-01						1	1	1	1	1
25	BUSHING	OCB-437	428394-06			1	1	1	-				
26	UNION	NI0UCB8	4A0754-01					1	1	1	-		
27	CLAMP	-	435934-03					1	1	1	-		
28	VINYL HOSE	L=270	7730-0912	1	1	-							
		L=300	7730-0912			1	1	1	1	1	1	1	1
29	SILICONE HOSE	L=350	7730-1519							1	1	1	
30	SILICONE HOSE	L=500	7730-1822	1	1	1	1	1	1	1	1	1	1
31	VINYL HOSE	L=540	7716-2025	1	1	1	1	1	1	1	1	1	1
32	VINYL HOSE	L=340	7725-1923	1	1	1	1	1	1	1	1	1	1
33	SILICONE HOSE	L=400	7730-1519	1	1	x1							
		L=400	7730-1519			o1	-						
34	VINYL HOSE	L=50	7730-1519				1	1	1	1	-		
35	VINYL HOSE	L=250	7716-1216				1	1	1	1	-		







MODEL: F-100MAE, MAE-C TITLE: E. CONTROL BOX ASSEMBLY													
INDEX NO.	DESCRIPTION	MATERIAL OR MODEL NUMBER	PART NUMBER	REQUIRED NUMBER									
				D10501 through D10535L	D10536M through D11126J	D-2 E-0	E-1 F-0	F-1	F-2	G-0	G-1	G-2 H-2	J-0
1	CONTROL BOX	GS	211472G02	1	-								
		GS	2A0229G01		1	-							
		GS	2A0229G02			1	1	-					
		GS	2A0229G03					1	1	1	1	1	-
		GS	2A0229G04										1
2	COVER-CONTROL BOX	GS	321046-01	1	1	x1							
		GS	3A0411-01			o1	1	1	1	1	1	1	1
3	RELAY	LY-1F,AC120V	418271-03	1	1	1	1	1	1	1	1	1	
4	RELAY	LY2ZF,AC24V	406132-06	1	1	x1							
		LY-2F AC24V	406132-03			o1	1	1	1	1	1	1	1
5	TAPPING SCREW	3 x 8	431415-01	10	10	10	10	8	8	8	8	8	
6	TRANSFORMER	TR5267 120/24V,1A	2U0042-01	1	1	x1							
		BE141625GEK 120/24V,1A	4A0557-01			o1	1	1	1	1	1	1	1
7	STRAP	GS	434174-02	1	-								
		GS	434580-07		1	1	1	1	1	1	1	1	1
8	TIMER BOARD	H2AA144C01	437305-01	1	1	1	1	1	1	1	1	1	
9	BOARD SUPPORT	KGLS-6S	414929-01	4	x4								
		CBLS37-N	4A0336-03		o4	4	4	4	4	4	4	4	4
10	TOGGLE SWITCH	S-821E1E	438030-01	1	1	-							
		7599K1	4A0567-01			1	1	1	1	1	1	1	1
11	FUSE HOLDER	FH032,250V,1A	424288-01	1	1	1	1	-					
		HT921,250V,1A	4A0892-01					1	1	1	1	1	1
12	FUSE	FGA02,250V,1A	420468-01	1	1	1	1	-					
		AGC-1,250V, 1A	4A0893-01					1	1	1	1	1	1
13	9P PLUG HOUSING	3191-09P	412832-02	1	1	1	1	1	1	1	1	1	
14	6P PLUG HOUSING	3191-06P	412832-03	1	1	1	1	-					
	4P PLUG HOUSING	3191-04P	412832-05					1	1	1	1	1	

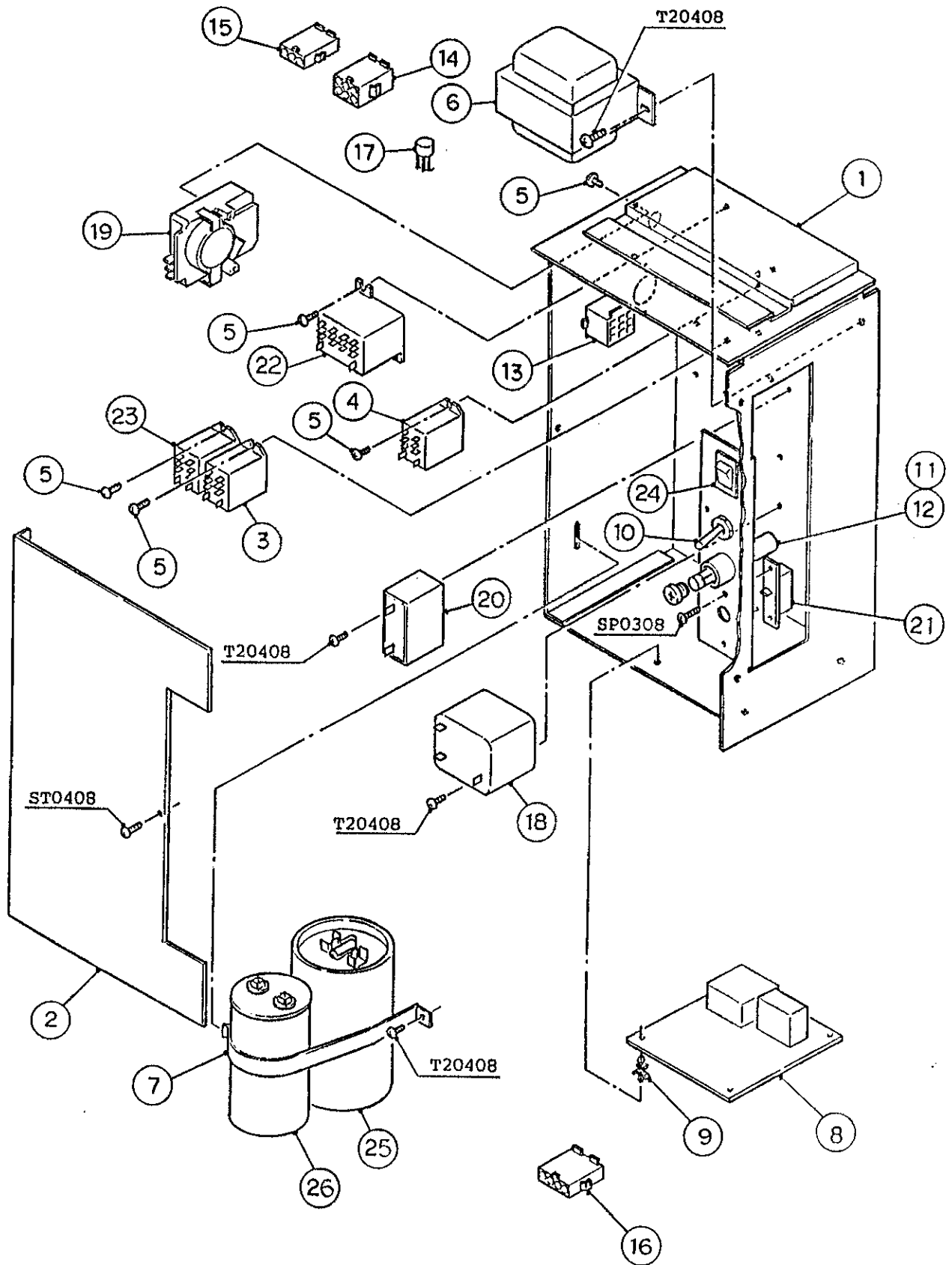
MODEL: F-100MAE, MAE-C TITLE: E. CONTROL BOX ASSEMBLY												
INDEX NO.	DESCRIPTION	MATERIAL OR MODEL NUMBER	PART NUMBER	REQUIRED NUMBER								
				D10501 through D10535L	D10536M through D11126J	D-2 E-0	E-1 F-0	F-1	F-2	G-0	G-1	G-2 H-2
15	3P PLUG HOUSING	3191-03P	412832-06	2	2	2	2	2	2	2	2	2
16	4P PLUG HOUSING	3191-04P	412832-05	1	1	1	1	1	1	1	1	1
17	RECTIFIER	W10	422552-01	1	1	1	1	-				
18	STARTER	040-0001-26	434172-01	1	1	1	1	1	1	1	1	1
19	CAM TIMER	D250,AC24V 12H15M	2U0094-01	1	1	1	1	-				
	TIMER	-	4A0889-01					1	1	1	1	1
20	CAPACITOR	12MFD,250VAC	416921-04	1	1	1	1	-				
		12MFD,330VAC	4A0894-01					1	1	1	1	1
21	CAPACITOR	6MFD,220VAC	431928-01	1	1	-						
		5MFD	443192-02			1	1	1	1	1	1	1
22	PROTECTOR	NW-3P-2,2.5A	427253-02	1	1	1	1	-				
		-	440972-02					1	1	1	1	1
23	RELAY	LY-4F,AC24V	406133-04	1	1	1	1	1	1	1	1	1
24	RELAY	LY1F-HSD, AC220/240V	418271-05	1	1	1	1	1	1	1	1	1
25	ROCKER SWITCH	HLS112D	421491-08	1	1	-						
		1803.1102	4A0558-01			1	1	1	1	1	1	1
26	START CAPACITOR	014-0008-78	434171-02	1	-							
	CAPACITOR - STARTING	-	3A0076-02		1	1	1	1	1	1	1	1
27	RUN CAPACITOR	014-0037-09	434170-01	1	-							
	CAPACITOR	X386S(HG02)	439943-02		1	1	1	1	1	1	1	1
28	CONNECTOR	-	4A0899-01					x1				
		-	4A0899-02					o1	1	1	1	1
29	CROSS RECESS MACHINE SCREW	32 x 3/8	4A0898-01					2	2	2	2	2
30	FUSE HOLDER	-	4A0892-02									1
31	FUSE	-	4A0893-04									3

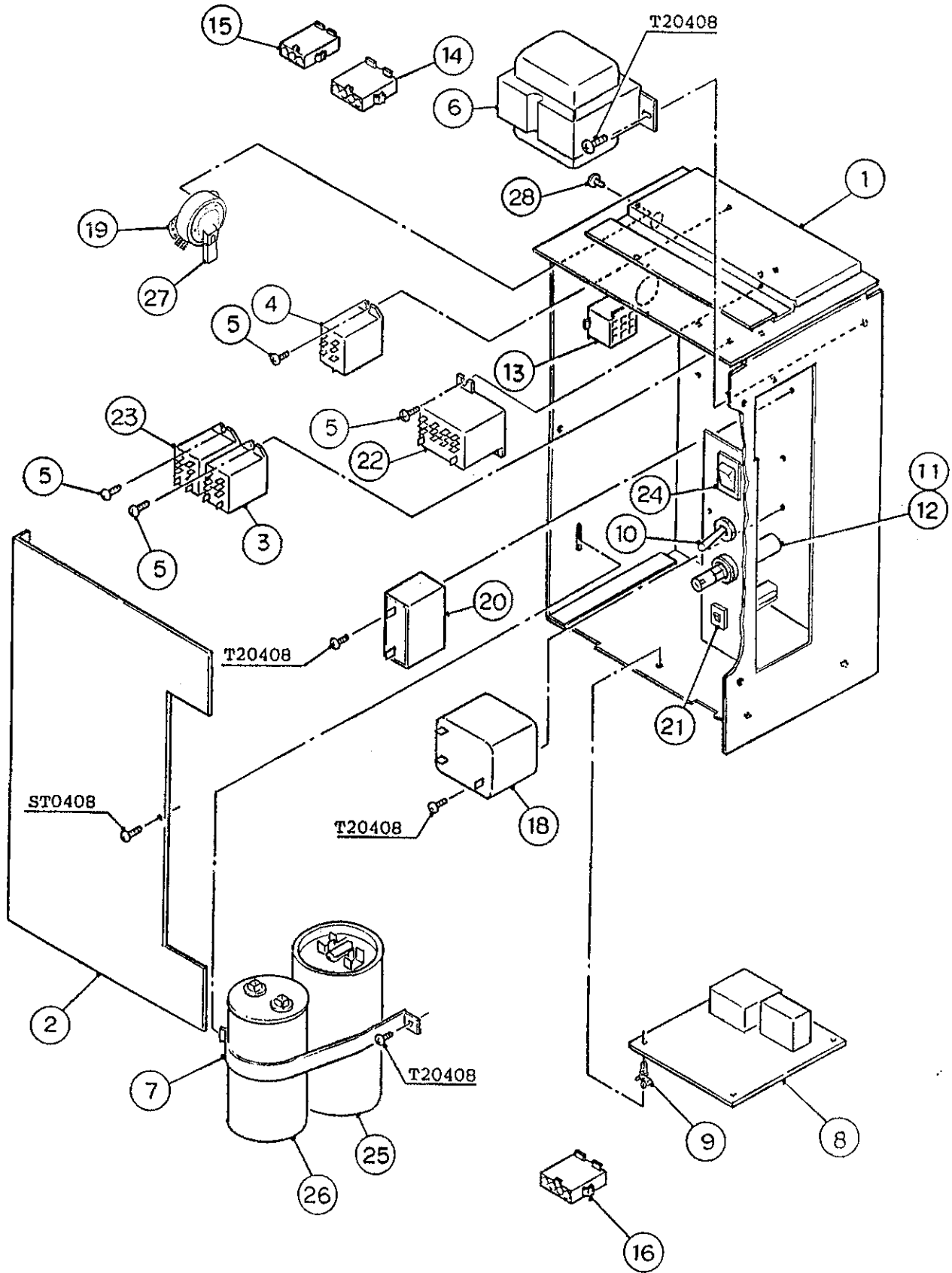
HA

F-1000MWE(-C), MRE(-C)

E. CONTROL BOX ASSEMBLY

D-1, D-2, E-0, E-1, F-0





MODEL: F-1000MWE, MWE-C TITLE: E. CONTROL BOX ASSEMBLY													
INDEX NO.	DESCRIPTION	MATERIAL OR MODEL NUMBER	PART NUMBER	REQUIRED NUMBER									
				D10501 through D10535L	D10536M through D10650H	D-2 E-0	E-1 F-0	F-1	G-0	G-1	H-2		
1	CONTROL BOX	GS	211472G02	1	-								
		GS	2A0229G01		1	-							
		GS	2A0229G02			1	1	-					
		GS	2A0229G03					1	1	1	1		
2	COVER-CONTROL BOX	GS	321046-01	1	1	-							
		GS	3A0411-01			1	1	1	1	1	1		
3	RELAY	LY-1F,AC120V	418271-03	1	1	1	1	1	1	1	1		
4	RELAY	LY2ZF,AC24V	406132-06	1	1	x1							
		LY-2F AC24V	406132-03			o1	1	1	1	1	1		
5	TAPPING SCREW	3 x 8	431415-01	10	10	10	10	8	8	8	8		
6	TRANSFORMER	TR5267 120/24V,1A	2U0042-01	1	1	x1							
		BE141625GEK 120/24V,1A	4A0557-01			o1	1	1	1	1	1		
7	STRAP	GS	434174-02	1	-								
		GS	434580-07		1	1	1	1	1	1	1		
8	TIMER BOARD	H2AA144C01	437305-01	1	1	1	1	1	1	1	1		
9	BOARD SUPPORT	KGLS-6S	414929-01	4	x4								
		CBL537-N	4A0336-03		o4	4	4	4	4	4	4		
10	TOGGLE SWITCH	S-821E1E	438030-01	1	1	-							
		7599K1	4A0567-01			1	1	1	1	1	1		
11	FUSE HOLDER	FH032,250V,1A	424288-01	1	1	1	1	-					
		250V,1A	4A0892-01					1	1	1	1		
12	FUSE	FGA02,250V,1A	420468-03	1	1	1	1	-					
		250V,1A	4A0893-01					1	1	1	1		
13	9P PLUG HOUSING	3191-09P	412832-02	1	1	1	1	1	1	1	1		
14	6P PLUG HOUSING	3191-06P	412832-03	1	1	1	1	-					
	4P PLUG HOUSING	3191-04P	412832-05					1	1	1	1		

MODEL: F-1000MWE, MWE-C TITLE: E. CONTROL BOX ASSEMBLY														
INDEX NO.	DESCRIPTION	MATERIAL OR MODEL NUMBER	PART NUMBER	REQUIRED NUMBER										
				D10501 through D10535L	D10536M through D10650H	D-2 E-0	E-1 F-0	F-1	G-0	G-1	H-2			
15	3P PLUG HOUSING	3191-03P	412832-06	1	1	1	1	1	1	1	1	1		
16	4P PLUG HOUSING	3191-04P	412832-05	1	1	1	1	1	1	1	1	1		
17	RECTIFIER	W10	422552-01	1	1	1	1	-						
18	STARTER	040-0001-26	434172-01	1	1	1	1	1	1	1	1	1		
19	CAM TIMER	D250,AC24V 12H15M	2U0094-01	1	1	1	1	-						
	TIMER	-	4A0889-01					1	1	1	1			
20	CAPACITOR	-	416921-04	1	1	1	1	1	1	1	1	1		
21	PROTECTOR	NW-3P-2,2.5A	427253-02	1	1	1	1	-						
			440972-02					1	1	1	1			
22	RELAY	LY-4F,AC24V	406133-04	1	1	1	1	1	1	1	1	1		
23	RELAY	LY1F-HSD, AC220/240V	418271-05	1	1	1	1	1	1	1	1	1		
24	ROCKER SWITCH	HLS112D	421491-08	1	1	-								
		1803.1102	4A0558-01			1	1	1	1	1	1	1		
25	START CAPACITOR	014-0008-78	434171-02	1	-									
	CAPACITOR - STARTING	-	3A0076-02		1	1	1	1	1	1	1	1		
26	RUN CAPACITOR	014-0037-09	434170-01	1	-									
	CAPACITOR	X386S(HG02)	439943-02		1	1	1	1	1	1	1	1		
27	CONNECTOR	-	4A0899-01					x1						
		-	4A0899-02					o1	1	1	1			
28	CROSS RECESS MACHINE SCREW	32 x 3/8	4A0898-01					2	2	2	2			

MODEL: F-100MRE, MRE-C TITLE: E. CONTROL BOX ASSEMBLY												
INDEX NO.	DESCRIPTION	MATERIAL OR MODEL NUMBER	PART NUMBER	REQUIRED NUMBER								
				D10501 through D10535L	D10536M through D10650H	D-2	E-1 F-0	F-1	F-2 G-0	G-1	H-2	
1	CONTROL BOX	GS	211472G02	1	-							
		GS	2A0229G01		1	-						
		GS	2A0229G02			1	1	-				
		GS	2A0229G03					1	1	1	1	
2	COVER-CONTROL BOX	GS	321046-01	1	1	-						
		GS	3A0411-01			1	1	1	1	1	1	
3	RELAY	LY-1F,AC120V	418271-03	1	1	1	1	1	1	1	1	
4	RELAY	LY2ZF,AC24V	406132-06	1	1	x1						
		LY-2F AC24V	406132-03			o1	1	1	1	1	1	
5	TAPPING SCREW	3 x 8	431415-01	10	10	10	10	8	8	8	8	
6	TRANSFORMER	TR5267 120/24V,1A	2U0042-01	1	1	x1						
		BE141625GEK	4A0557-01			o1	1	1	1	1	1	
7	STRAP	GS	434174-02	1	-							
		GS	434580-13		1	1	1	1	1	1	1	
8	TIMER BOARD	H2AA144C01	437305-01	1	1	1	1	1	1	1	1	
9	BOARD SUPPORT	KGLS-6S	414929-01	4	x4							
		CBLS37-N	4A0336-03		o4	4	4	4	4	4	4	
10	TOGGLE SWITCH	S-821E1E	438030-01	1	1	-						
		7599K1	4A0567-01			1	1	1	1	1	1	
11	FUSE HOLDER	FH032,250V,1A	424288-01	1	1	1	1	-				
		250V,1A	4A0892-01					1	1	1	1	
12	FUSE	FGA02,250V,1A	420468-03	1	1	1	1	-				
		250V,1A	4A0893-01					1	1	1	1	
13	9P PLUG HOUSING	3191-09P	412832-02	1	1	1	1	1	1	1	1	
14	6P PLUG HOUSING	3191-06P	412832-03	1	1	1	1	-				
	4P PLUG HOUSING	3191-04P	412832-05					1	1	1	1	
15	3P PLUG HOUSING	3191-03P	412832-06	1	1	1	1	1	1	1	1	
16	4P PLUG HOUSING	3191-04P	412832-05	1	1	1	1	1	1	1	1	

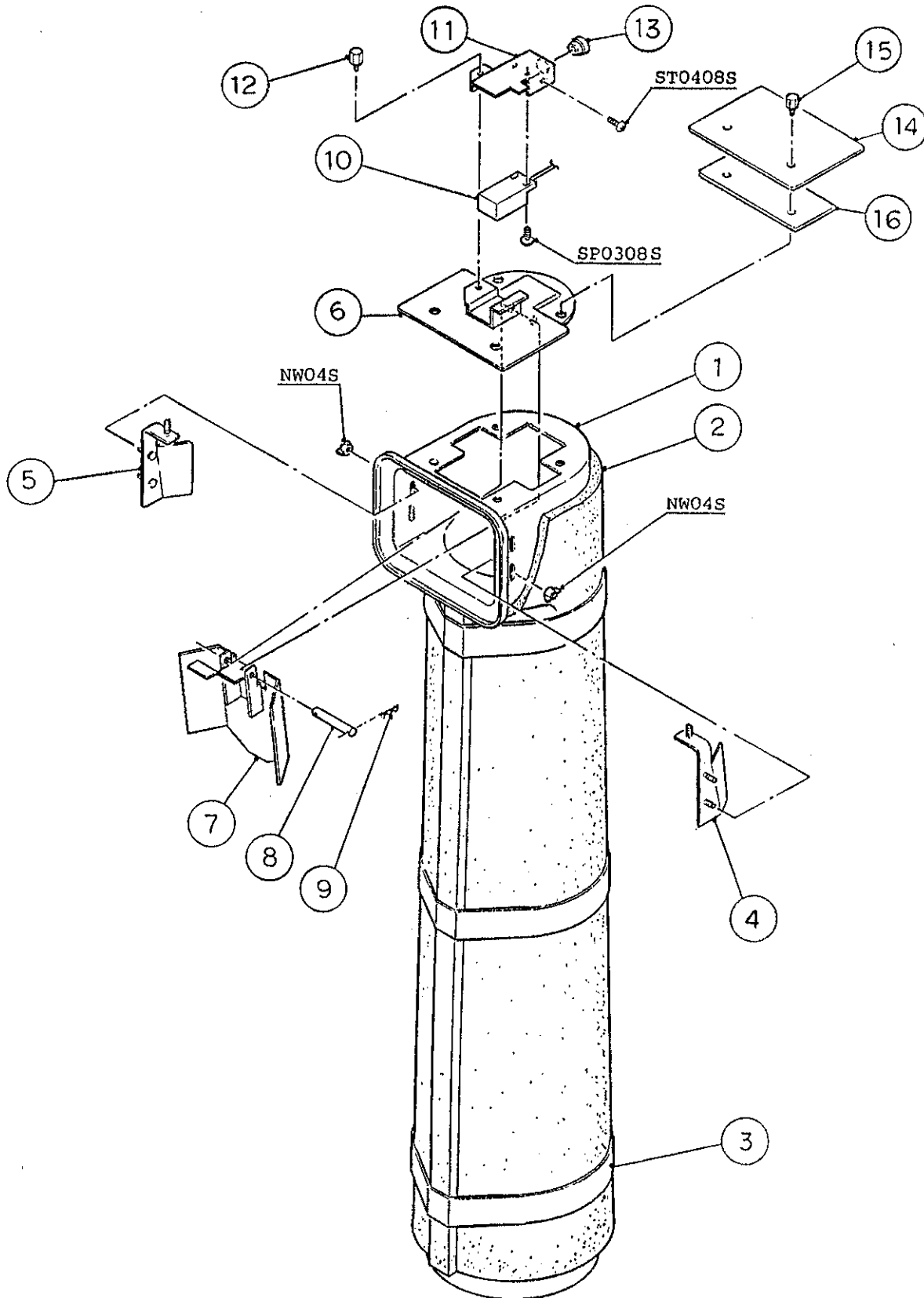
MODEL: F-1000MRE, MRE-C TITLE: E. CONTROL BOX ASSEMBLY												
INDEX NO.	DESCRIPTION	MATERIAL OR MODEL NUMBER	PART NUMBER	REQUIRED NUMBER								
				D10501 through D10535L	D10536M through D10650H	D-2 E-0	E-1 F-0	F-1	G-0	G-1	H-2	
17	RECTIFIER	W10	422552-01	1	1	1	1	-				
18	STARTER	040-0001-26	434172-01	1	1	1	1	1	1	1	1	
19	CAM TIMER	D250,AC24V 12H15M	2U0094-01	1	1	1	1	-				
	TIMER	-	4A0889-01					1	1	1	1	
20	CAPACITOR	-	416921-04	1	1	1	1	1	1	1	1	
21	PROTECTOR	NW-3P-2,2.5A	427253-02	1	1	1	1	-				
		-	440972-02					1	1	1	1	
22	RELAY	LY-4F,AC24V	406133-04	1	1	1	1	1	1	1	1	
23	RELAY	LY1F-HSD, AC220/240V	418271-05	1	1	1	1	1	1	1	1	
24	ROCKER SWITCH	HLS112D	421491-08	1	1	-						
		1803.1102	4A0558-01			1	1	1	1	1	1	
25	START CAPACITOR	014-0008-78	434171-02	1	-							
	CAPACITOR - STARTING	-	3A0076-02		1	1	1	1	1	1	1	
26	RUN CAPACITOR	014-0037-09	434170-01	1	-							
	CAPACITOR	X386S(HG02)	439943-02		1	1	1	1	1	1	1	
27	CONNECTOR	-	4A0899-01					x1				
		-	4A0899-02					o1	1	1	1	
28	CROSS RECESS MACHINE SCREW	32 x 3/8	4A0898-01					2	2	2	2	

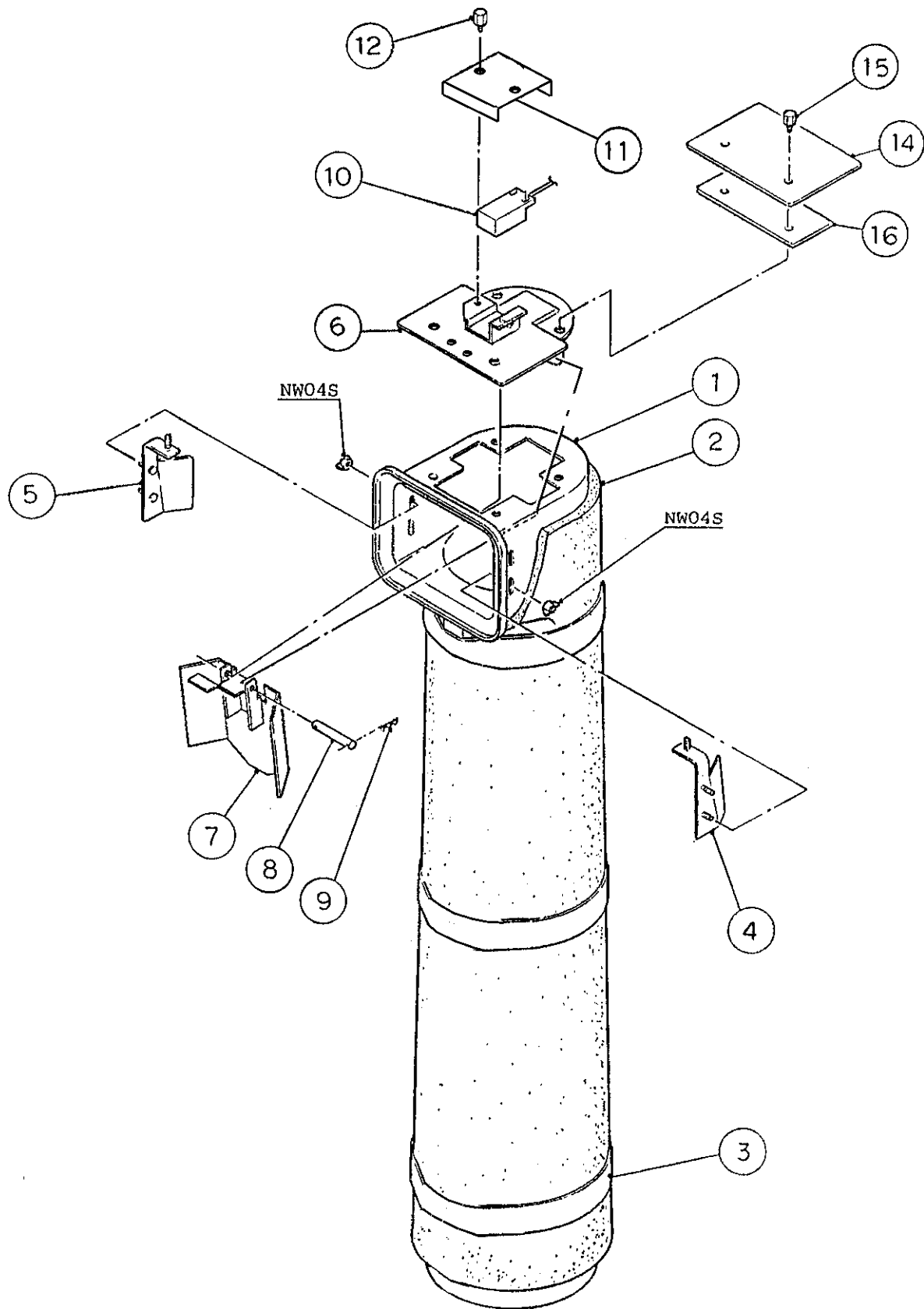
HA

F-1000MAE(-C), MWE(-C), MRE(-C)

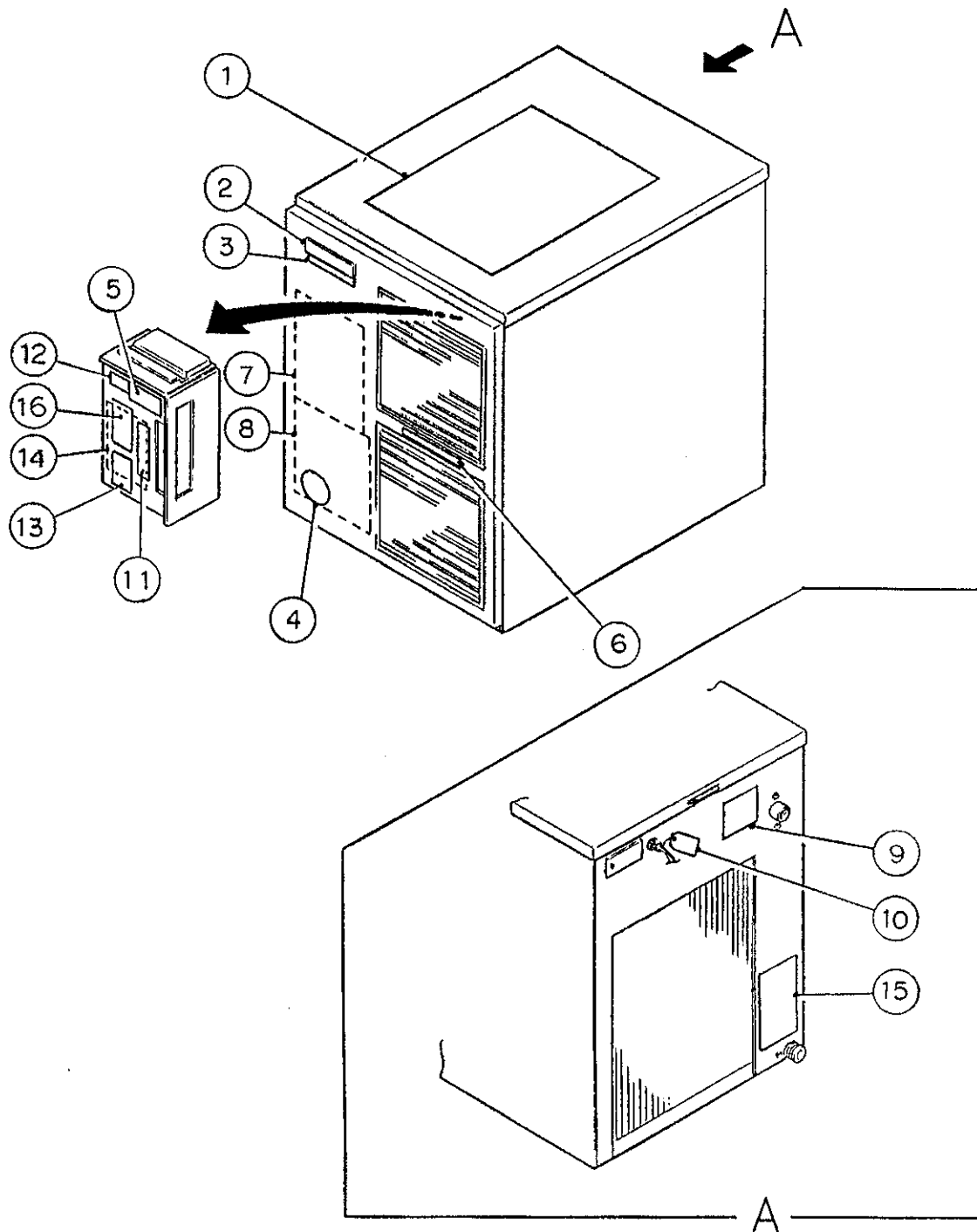
F. CHUTE ASSEMBLY

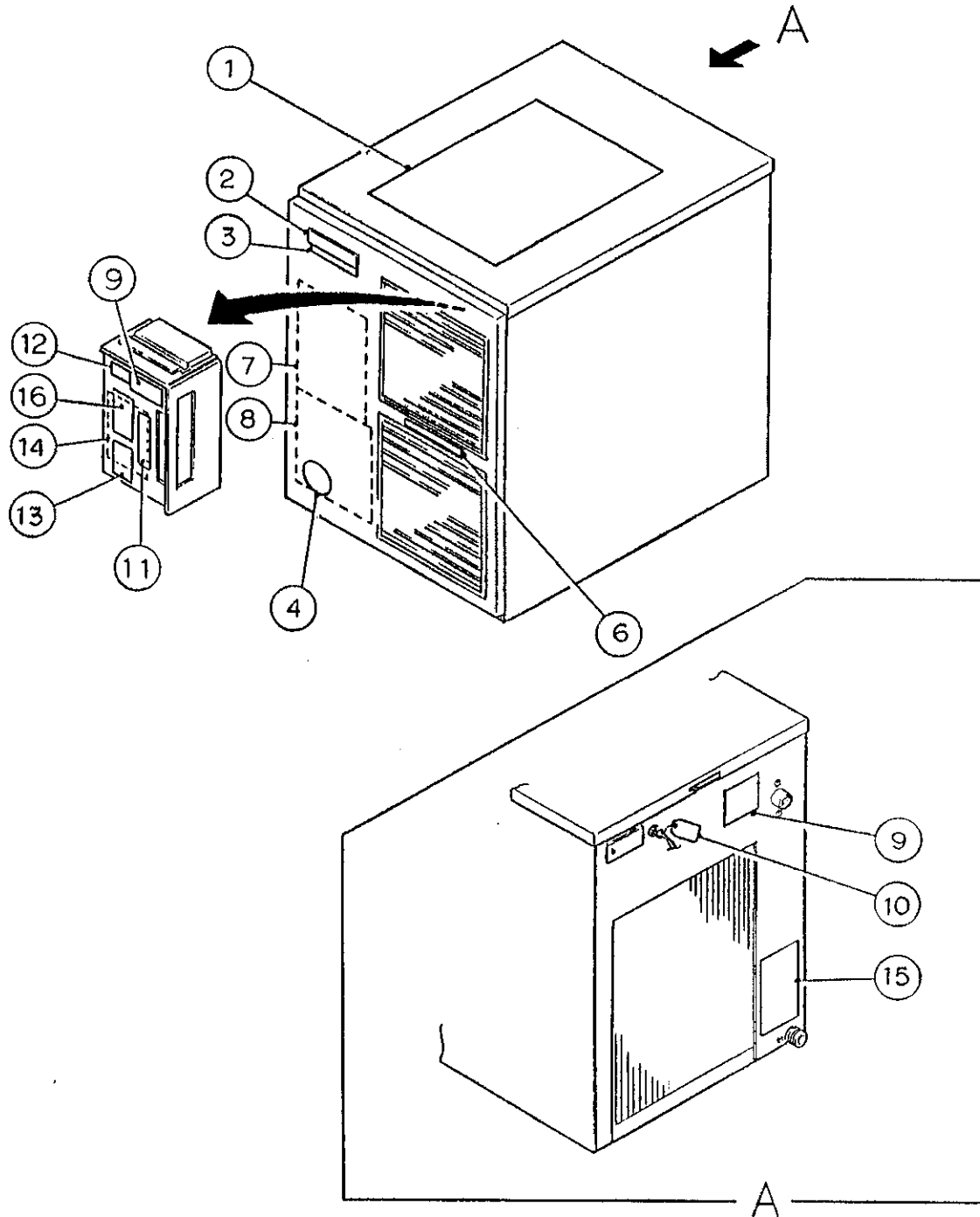
D-1, D-2, E-0, E-1, F-0
F-1, F-2, G-0, G-1, G-2

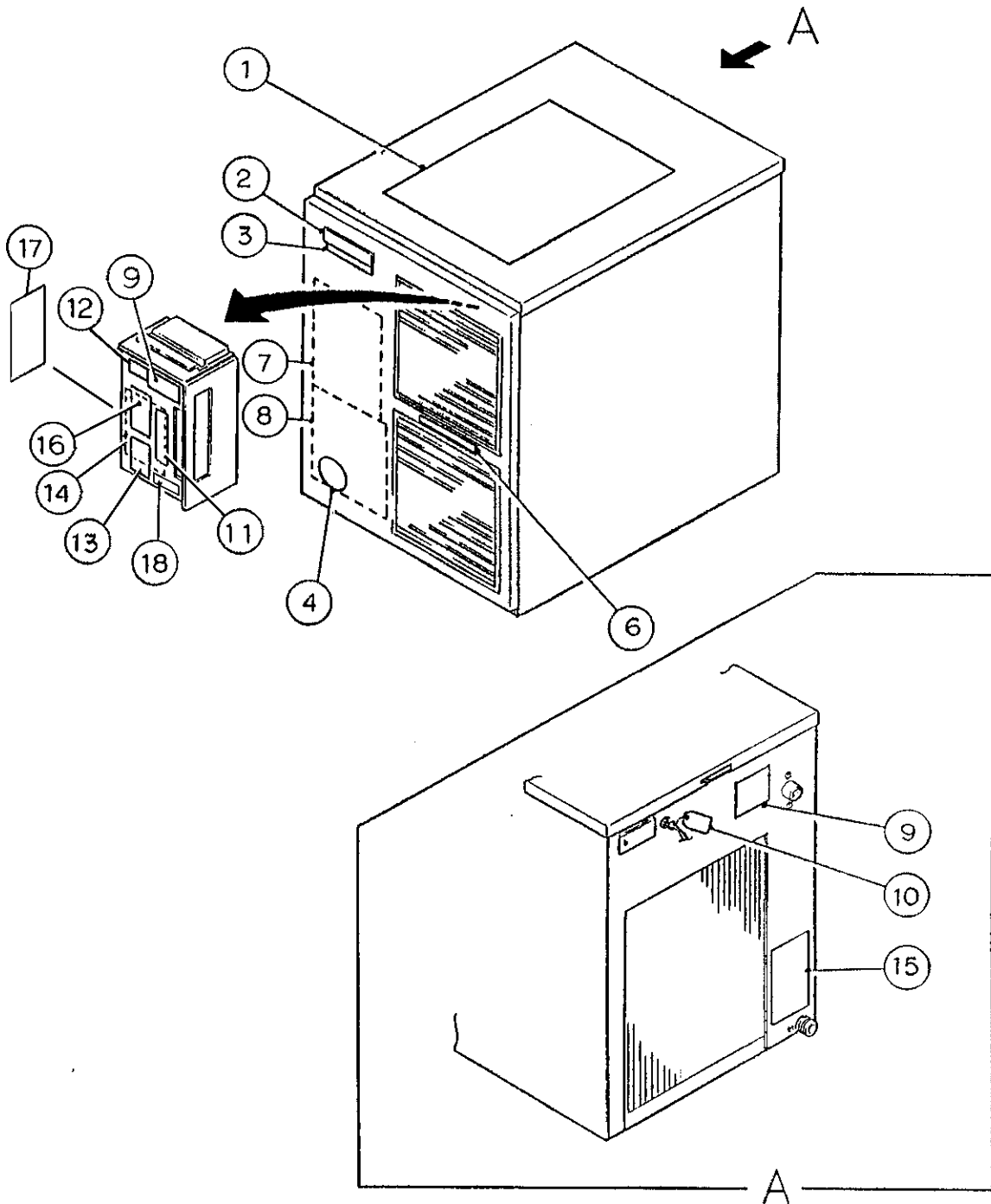




MODEL: F-1000MAE(-C), MWE(-C), MRE(-C) TITLE: F. CHUTE ASSEMBLY													
INDEX NO.	DESCRIPTION	MATERIAL OR MODEL NUMBER	PART NUMBER	REQUIRED NUMBER									
				D10501 through D10535L	D10536M through D11126J	D-2 E-0	E-1 F-0	F-1	F-2	G-0	G-1	G-2	H-2 J-0
1	CHUTE	PE	214823-01	1	1	1	1	1	1	1	1	1	x1
		-	2A1056-01										o1
2	INSULATION-CHUTE	PE FOAM	213304-01	1	1	1	1	1	1	1	1	1	1
3	TIE	PA	436531G01	3	3	3	3	3	3	3	3	3	3
4	BAFFLE-CHUTE (A)	SS	325122G01	1	1	x1							
		SS	3A0400G01			o1	1	1	1	1	1	1	1
5	BAFFLE-CHUTE (B)	SS	325123G01	1	1	x1							
		SS	3A0399G01			o1	1	1	1	1	1	1	1
6	BIN CONTROL	SS	325117G01	1	1	1	1	1	1	1	1	1	-
		SS	338043G02										1
7	ACTUATOR	SS	436848G01	1	1	1	1	1	1	1	1	1	1
8	SHAFT	SS	436851-01	1	1	1	1	1	1	1	1	1	1
9	SNAP PIN	SS,SSP-5	715S-0005	2	2	2	2	2	2	2	2	2	2
10	PROXIMITY SWITCH	RS-601	427223-01	1	1	1	1	1	1	1	1	1	1
11	COVER - SWITCH	SS	324106-01	1	1	1	1	1	1	1	1	1	-
		SS	451870-01										1
12	THUMBSCREW	ABS,SS	415949G04	1	1	1	1	1	1	1	1	1	2
13	BUSHING	SR-5KN-4	420472-06	1	1	1	1	1	1	1	1	1	-
14	PLATE	SS	438336-01	1	1	1	1	1	1	1	1	1	1
15	THUMBSCREW	ABS,SS	415949G09	2	2	2	2	2	2	2	2	2	2
16	PACKING	EPDM	441217-01	1	1	1	1	1	1	1	1	1	1

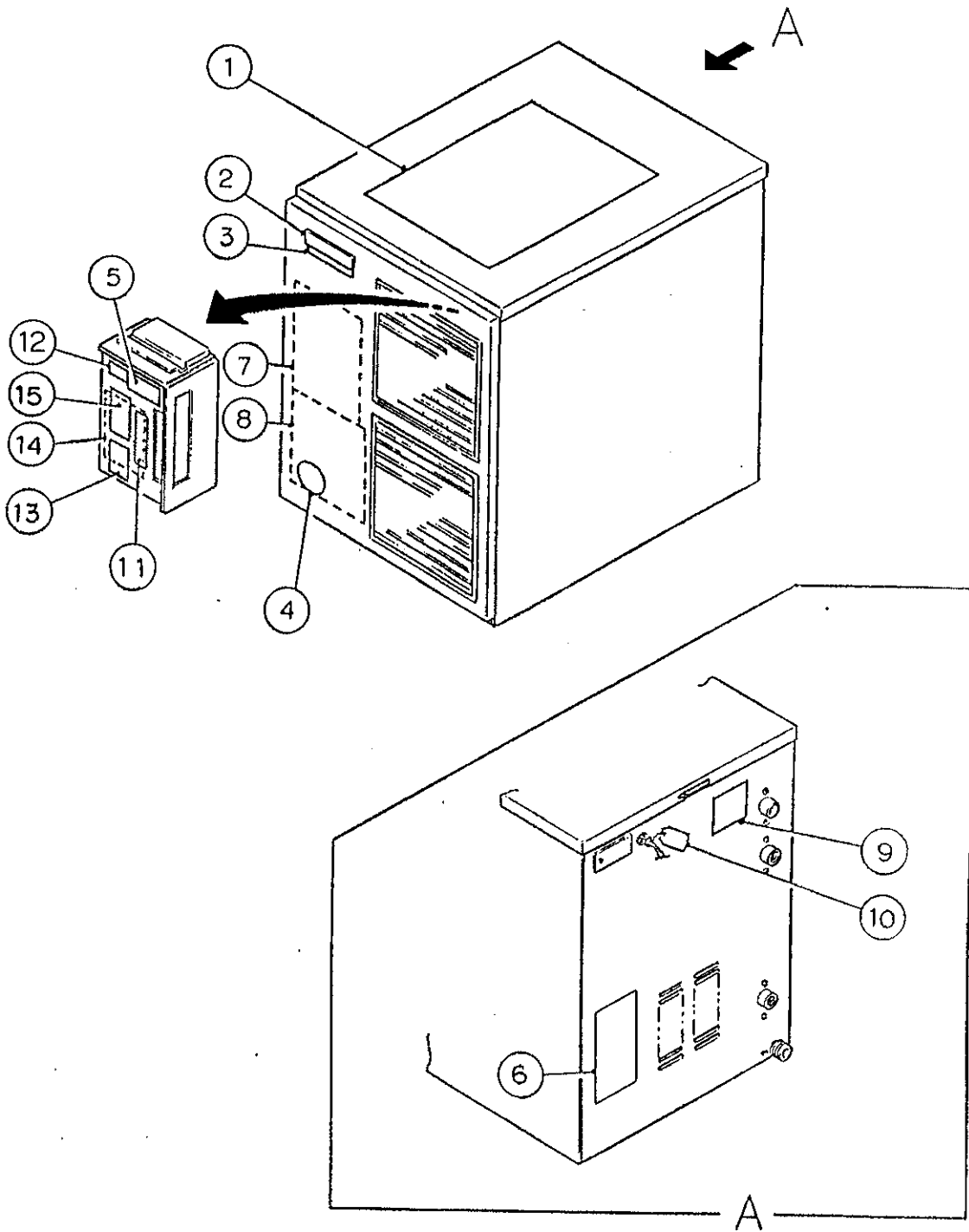


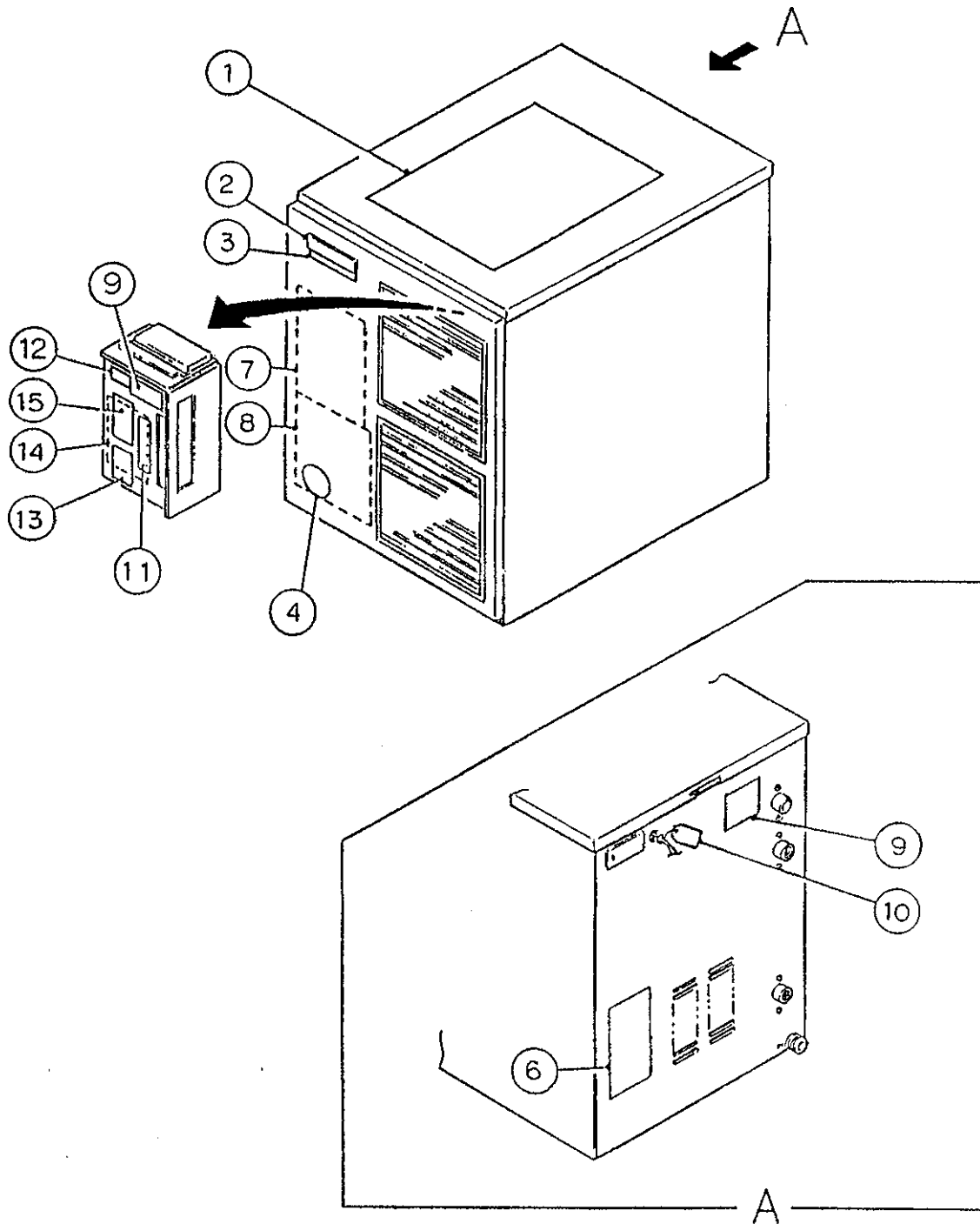




MODEL: F-1000MAE TITLE: G. LABEL LOCATION													
INDEX NO.	DESCRIPTION	MATERIAL OR MODEL NUMBER	PART NUMBER	REQUIRED NUMBER									
				D10501 through D10535L	D10536M through D11126J	D-2	E-0	E-1	F-0	F-1 G-0	G-1	G-2 H-2	J-0
1	INSTRUCTION SHEET	PAPER	2A0914-01	1	1	1	1	1	1	1	1	1	
2	EMBLEM (L) - HOSHIZAKI	ABS	418634G01	1	1	x1							
	EMBLEM	PETP FILM	4A0560-01			o1	1	1	1	1	1	1	
3	MODEL NUMBER LABEL	PETP FILM	435985-28	1	1	1	1	1	1	1	1	1	
4	LABEL-PENGUIN (R)	PETP FILM	410994-01	1	1	x1							
	LABEL-PENGUIN-HA-R	PETP FILM	4A0526-01			o1	1	1	1	1	1	1	
5	RATING LABEL	PES FILM	444554-01	1	-								
6	LABEL-AIR FILTER	PETP FILM	426177-01	1	1	1	1	1	1	1	1	1	
7	INSTRUCTION LABEL	PVC FILM	326371-01	1	1	1	1	1	1	1	1	1	
8	LABEL-CLEANING	PVC FILM	326370-01	1	1	1	1	1	1	1	1	1	
9	NAMEPLATE	PES FILM	444557-01	1	-								
		PES FILM	4A0385-01		2	-							
		PES FILM	3A0345-01			2	2	2	2	2	2	2	
10	TAG-WARNING:ELECTRICAL CONNECTION	PAPER	428430-01	1	1	1	1	1	1	1	1	1	
11	CONTROL LABEL	PVC FILM	435948-01	1	1	1	1	1	1	1	1	1	
12	LABEL-R22	PES FILM	440362-01	1	1	1	1	1	1	1	1	1	
13	CAUTION LABEL (E)	PVC FILM	439145-01	1	1	1	1	1	1	1	1	1	
14	WIRING LABEL	PVC FILM	219038-01	1	1	-							
		PVC FILM	2A0308-01			1	1	1	1	-			
		PVC FILM	2A0604-01							1	1	1	
15	INSTRUCTION SHEET	PAPER	433523-01	1	1	1	1	1	1	1	1	1	
16	CAUTION LABEL (H)	PVC FILM	439148-01	1	1	1	1	1	1	1	1	1	

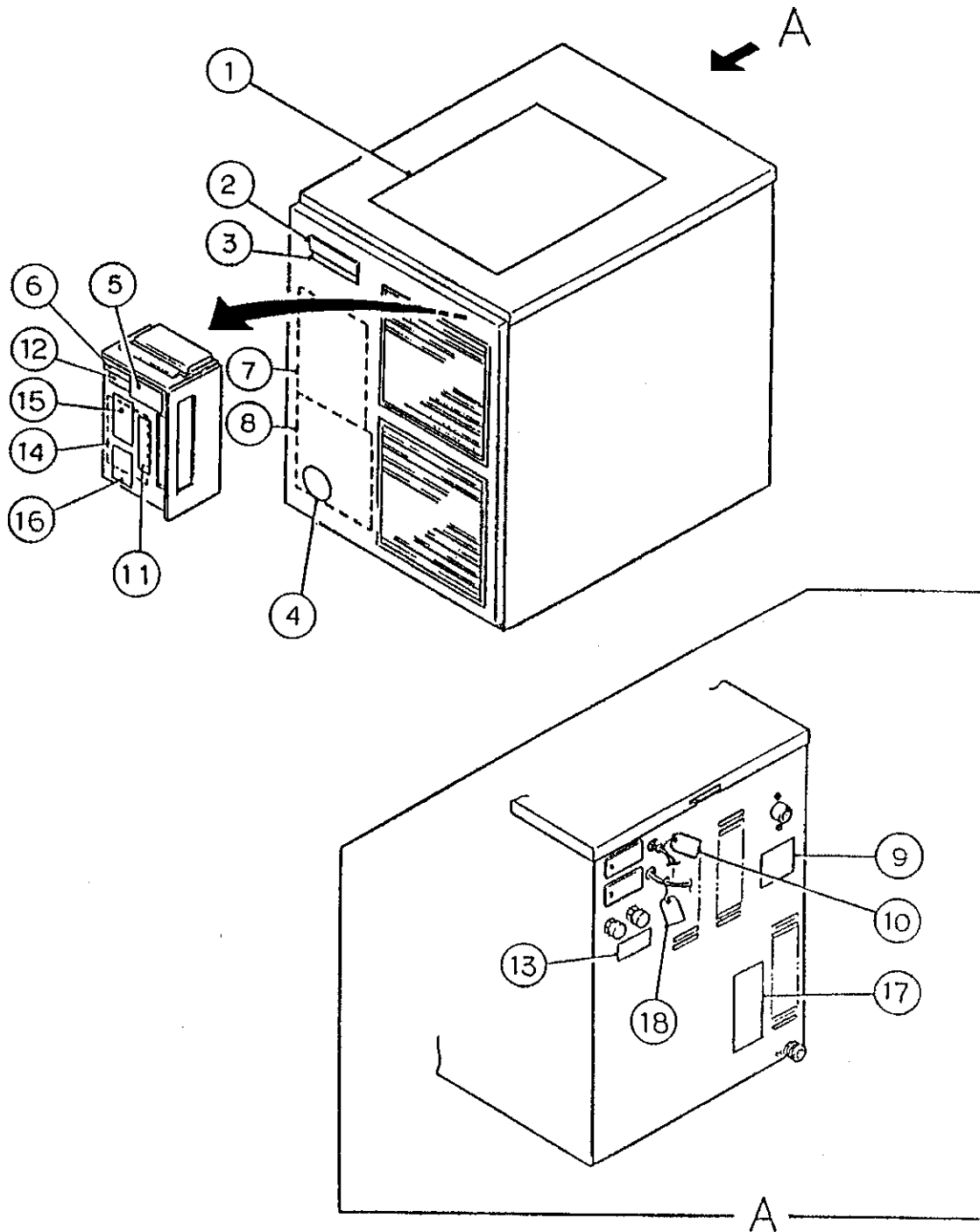
MODEL: F-1000MAE-C TITLE: G. LABEL LOCATION														
INDEX NO.	DESCRIPTION	MATERIAL OR MODEL NUMBER	PART NUMBER	REQUIRED NUMBER										
				E-0	E-1	F-0	F-1	F-2	G-0	G-1	H-2	J-0		
1	INSTRUCTION SHEET	PAPER	2A0914-01	1	1	1	1	1	1	1	1	1		
2	EMBLEM	PETP FILM	4A0560-01	1	1	1	1	1	1	1	1	1		
3	MODEL NUMBER LABEL	PETP FILM	435985-31	1	1	1	1	1	1	1	1	1		
4	LABEL-PENGUIN-HA-R	PETP FILM	4A0526-01	1	1	1	1	1	1	1	1	1		
5	-	-	-											
6	LABEL-AIR FILTER	PETP FILM	426177-01	1	1	1	1	1	1	1	1	1		
7	INSTRUCTION LABEL	PVC FILM	326371-01	1	1	1	1	1	1	1	1	1		
8	LABEL-CLEANING	PVC FILM	326370-01	1	1	1	1	1	1	1	1	1		
9	NAMEPLATE	PES FILM	3A0345-04	2	2	2	2	2	2	2	2	1		
10	TAG-WARNING:ELECTRICAL CONNECTION	PAPER	428430-01	1	1	1	1	1	1	1	1	1		
11	CONTROL LABEL	PVC FILM	435948-01	1	1	1	1	1	1	1	1	1	x1	
		-	4A1613-01										o1	
12	LABEL-R22	PES FILM	440362-01	1	1	1	1	1	1	1	1	1		
13	CAUTION LABEL (E)	PVC FILM	439145-01	1	1	1	1	1	1	1	1	1		
14	WIRING LABEL	PVC FILM	2A0308-01	1	1	1	-							
		PVC FILM	2A0604-01				1	1	1	1	1	-		
		-	2A1495-01									1		
15	INSTRUCTION SHEET	PAPER	433523-01	1	1	1	1	1	1	1	1	1		
16	CAUTION LABEL (H)	PVC FILM	439148-01	1	1	1	1	1	1	1	1	1		
17	RATING LABEL	-	3A1127-01										1	
18	LABEL (GM) – FUSE	-	4A1614-01										1	

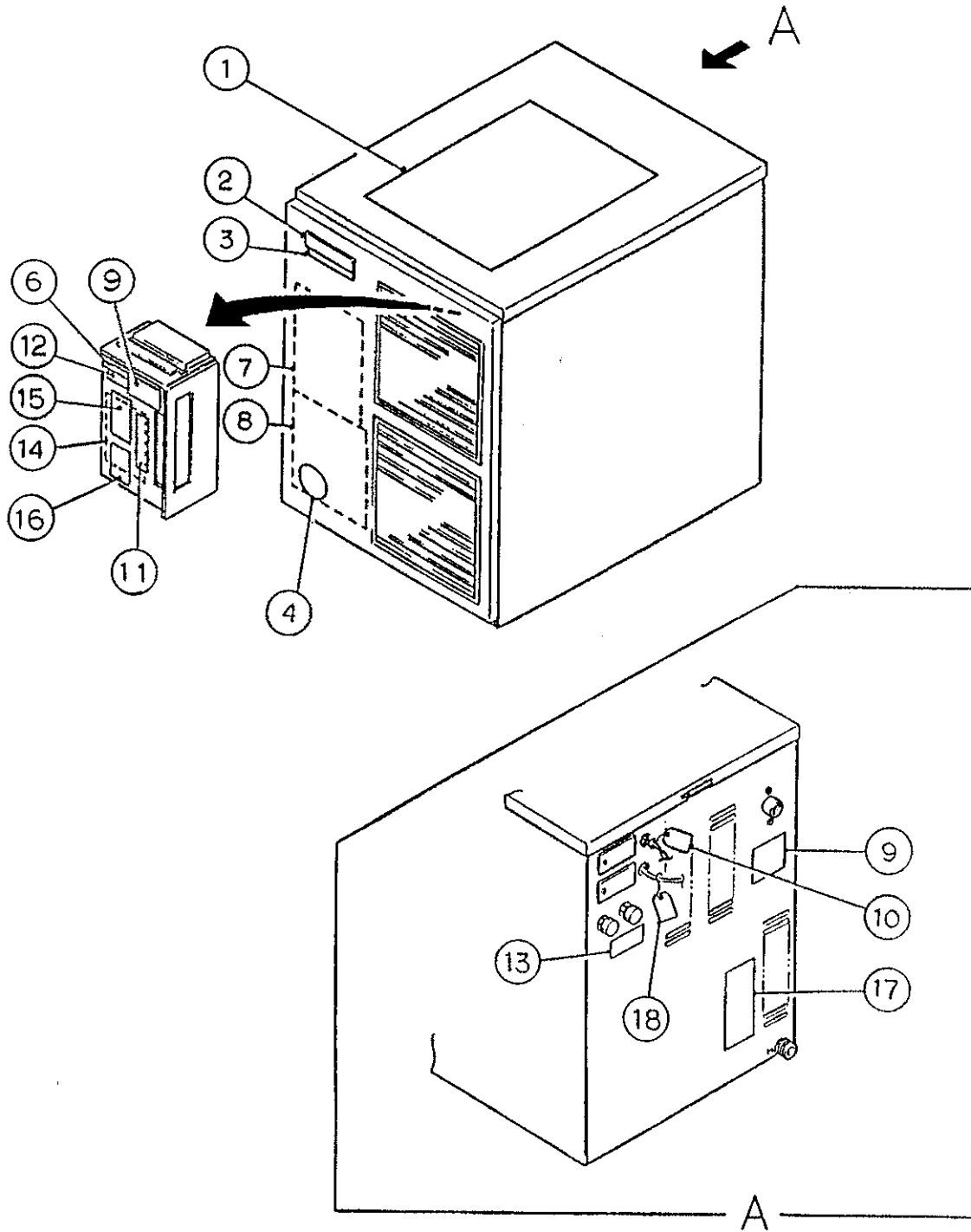




MODEL: F-1000MWE TITLE: G. LABEL LOCATION													
INDEX NO.	DESCRIPTION	MATERIAL OR MODEL NUMBER	PART NUMBER	REQUIRED NUMBER									
				D10501 through D10535L	D10536M through D10650H	D-2	E-0	E-1	F-0	F-1 G-0	G-1	G-2 H-2	J-0
1	INSTRUCTION SHEET	PAPER	2A0914-01	1	1	1	1	1	1	1	1	1	
2	EMBLEM (L) - HOSHIZAKI	ABS	418634G01	1	1	x1							
	EMBLEM	PETP FILM	4A0560-01			o1	1	1	1	1	1	1	
3	MODEL NUMBER LABEL	PETP FILM	435985-30	1	1	1	1	1	1	1	1	1	
4	LABEL-PENGUIN (R)	PETP FILM	410994-01	1	1	x1							
	LABEL-PENGUIN-HA-R	PETP FILM	4A0526-01			o1	1	1	1	1	1	1	
5	RATING LABEL	PES FILM	444556-01	1	-								
6	INSTRUCTION SHEET	PAPER	433523-01	1	1	1	1	1	1	1	1	1	
7	INSTRUCTION LABEL	PVC FILM	326371-01	1	1	1	1	1	1	1	1	1	
8	LABEL-CLEANING	PVC FILM	326370-01	1	1	1	1	1	1	1	1	1	
9	NAMEPLATE	PES FILM	444559-01	1	-								
		PES FILM	4A0386-01		2	-							
		PES FILM	3A0345-02			2	2	2	2	2	2	2	
10	TAG-WARNING:ELECTRICAL CONNECTION	PAPER	428430-01	1	1	1	1	1	1	1	1	1	
11	CONTROL LABEL	PVC FILM	435948-01	1	1	1	1	1	1	1	1	1	
12	LABEL-R22	PES FILM	440362-01	1	1	1	1	1	1	1	1	1	
13	CAUTION LABEL (E)	PVC FILM	439145-01	1	1	1	1	1	1	1	1	1	
14	WIRING LABEL	PVC FILM	219034-01	1	1	-							
		PVC FILM	2A0307-01			1	1	1	1	-			
		PVC FILM	2A0605-01							1	1	1	1
15	CAUTION LABEL (H)	PVC FILM	439148-01	1	1	1	1	1	1	1	1	1	

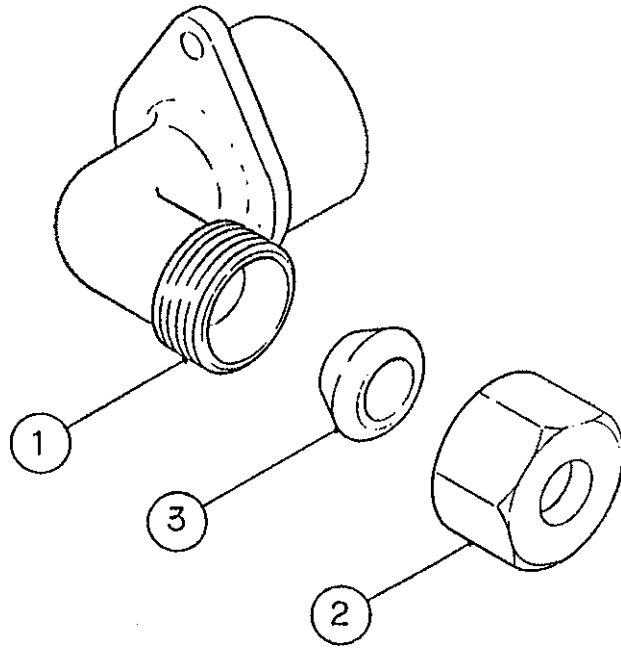
MODEL: F-1000MWE-C TITLE: G. LABEL LOCATION													
INDEX NO.	DESCRIPTION	MATERIAL OR MODEL NUMBER	PART NUMBER	REQUIRED NUMBER									
				E-1	F-0	F-1	G-0	G-1					
1	INSTRUCTION SHEET	PAPER	2A0914-01	1	1	1	1	1					
2	EMBLEM	PETP FILM	4A0560-01	1	1	1	1	1					
3	MODEL NUMBER LABEL	PETP FILM	435985-33	1	1	1	1	1					
4	LABEL-PENGUIN-HA-R	PETP FILM	4A0526-01	1	1	1	1	1					
5	-	-	-										
6	INSTRUCTION SHEET	PAPER	433523-01	1	1	1	1	1					
7	INSTRUCTION LABEL	PVC FILM	326371-01	1	1	1	1	1					
8	LABEL-CLEANING	PVC FILM	326370-01	1	1	1	1	1					
9	NAMEPLATE	PES FILM	3A0345-05	2	2	2	2	2					
10	TAG-WARNING: ELECTRICAL CONNECTION	PAPER	428430-01	1	1	1	1	1					
11	CONTROL LABEL	PVC FILM	435948-01	1	1	1	1	1					
12	LABEL-R22	PES FILM	440362-01	1	1	1	1	1					
13	CAUTION LABEL (E)	PVC FILM	439145-01	1	1	1	1	1					
14	WIRING LABEL	PVC FILM	2A0307-01	1	1	1	-						
		PVC FILM	2A0605-01				1	1					
15	CAUTION LABEL (H)	PVC FILM	439148-01	1	1	1	1	1					

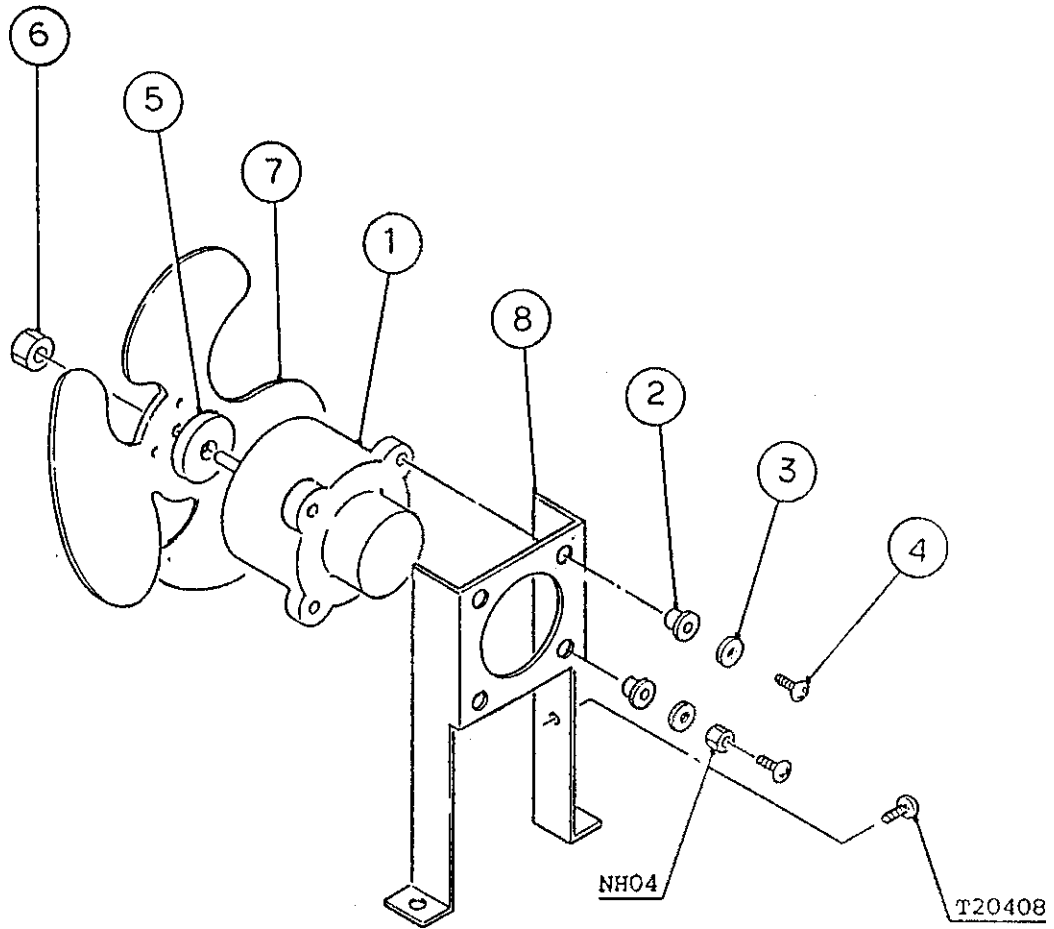


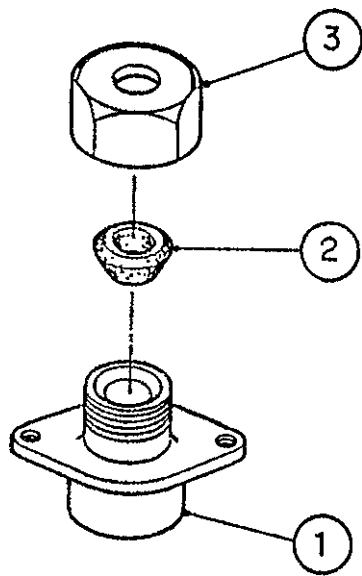



MODEL: F-1000MRE TITLE: G. LABEL LOCATION													
INDEX NO.	DESCRIPTION	MATERIAL OR MODEL NUMBER	PART NUMBER	REQUIRED NUMBER									
				D10501 through D10535L	D10536M through D10736J	D-2	E-1	F-0	F-1	G-0	G-1	H-2	
1	INSTRUCTION SHEET	PAPER	2A0914-01	1	1	1	1	1	1	1	1	1	
2	EMBLEM (L) - HOSHIZAKI	ABS	418634G01	1	1	x1							
	EMBLEM	PETP FILM	4A0560-01			o1	1	1	1	1	1	1	
3	MODEL NUMBER LABEL	PETP FILM	435985-29	1	1	1	1	1	1	1	1	1	
4	LABEL-PENGUIN (R)	PETP FILM	410994-01	1	1	x1							
	LABEL-PENGUIN-HA-R	PETP FILM	4A0526-01			o1	1	1	1	1	1	1	
5	RATING LABEL	PES FILM	444555-01	1	-								
6	LABEL-CHARGE	PES FILM	443221-04	1	1	1	1	1	1	1	1	1	
7	INSTRUCTION LABEL	PVC FILM	326371-01	1	1	1	1	1	1	1	1	1	
8	LABEL-CLEANING	PVC FILM	326370-01	1	1	1	1	1	1	1	1	1	
9	NAMEPLATE	PES FILM	444558-01	1	-								
		PES FILM	4A0387-01		2	-							
		PES FILM	3A0345-03			2	2	2	2	2	2	2	
10	TAG-WARNING: ELECTRICAL CONNECTION	PAPER	428430-01	1	1	1	1	1	1	1	1	1	
11	CONTROL LABEL	PVC FILM	435948-01	1	1	1	1	1	1	1	1	1	
12	LABEL-R22	PES FILM	440362-01	1	1	1	1	1	1	1	1	1	
13	LABEL-CONNECTION	PVC FILM	438234-01	1	1	x1							
	CAUTION LABEL	PVC FILM	441890-01			o1	1	1	1	1	1	1	
14	WIRING LABEL	PVC FILM	219034-01	1	1	-							
		PVC FILM	2A0307-01			1	1	1	-				
		PVC FILM	2A0605-01					1	1	1	1	1	
15	CAUTION LABEL(H)	PVC FILM	439148-01	1	1	1	1	1	1	1	1	1	
16	CAUTION LABEL(E)	PVC FILM	439145-01	1	1	1	1	1	1	1	1	1	
17	INSTRUCTION SHEET	PAPER	433523-01	1	1	1	1	1	1	1	1	1	
18	TAG-FAN MOTOR LEADS	PAPER	420742-01	1	1	1	1	1	1	1	1	1	

MODEL: F-1000MRE-C TITLE: G. LABEL LOCATION													
INDEX NO.	DESCRIPTION	MATERIAL OR MODEL NUMBER	PART NUMBER	REQUIRED NUMBER									
				E-1	F-0	F-1	G-0	G-1	H-2				
1	INSTRUCTION SHEET	PAPER	2A0914-01	1	1	1	1	1	1				
2	EMBLEM	PETP FILM	4A0560-01	1	1	1	1	1	1				
3	MODEL NUMBER LABEL	PETP FILM	435985-32	1	1	1	1	1	1				
4	LABEL-PENGUIN-HA-R	PETP FILM	4A0526-01	1	1	1	1	1	1				
6	LABEL-CHARGE	PVC FILM	443221-04	1	1	1	1	1	1				
7	INSTRUCTION LABEL	PVC FILM	326371-01	1	1	1	1	1	1				
8	LABEL-CLEANING	PVC FILM	326370-01	1	1	1	1	1	1				
9	NAMEPLATE	PES FILM	3A0345-06	2	2	2	2	2	2				
10	TAG-WARNING: ELECTRICAL	PAPER	428430-01	1	1	1	1	1	1				
	CONNECTION												
11	CONTROL LABEL	PES FILM	435948-01	1	1	1	1	1	1				
12	LABEL-R22	PES FILM	440362-01	1	1	1	1	1	1				
13	CAUTION LABEL	PVC FILM	441890-01	1	1	1	1	1	1				
14	WIRING LABEL	PVC FILM	2A0307-01	1	1	-				-			
		PVC FILM	2A0605-01			1	1	1	1				
15	CAUTION LABEL(H)	PVC FILM	439148-01	1	1	1	1	1	1				
16	CAUTION LABEL(E)	PVC FILM	439145-01	1	1	1	1	1	1				
17	INSTRUCTION SHEET	PAPER	433523-01	1	1	1	1	1	1				
18	TAG-FAN MOTOR LEADS	PAPER	420742-01	1	1	1	1	1	1				









HA

F-1000MAE(-C), MWE(-C), MRE(-C)

L. ACCESSORIES

D10536M-D11126J, D-2, E-0
E-1, F-0, F-1, F-2, G-0, G-1,
G-2, H-2, J-0

