
NO. 71082

ISSUED: DEC., 22, 1992

REVISED: JUNE 19, 2000



**HOSHIZAKI
STACKABLE CRESCENT CUBER**

MODEL

KM-1200SAE

KM-1200SWE

KM-1200SRE

(FINAL) PARTS LIST

HA

KM-1200SAE

B-1 Feb., 1992
C-0 Dec., 1992
C-1 July, 1993
D-0 Dec., 1993
E-0 Dec., 1994
E-1 May, 1995
F-0 Dec., 1995
F-1 Sept., 1996
G-0 Dec., 1996
G-1 June, 1997
H-0 Dec., 1997

KM-1200SWE

B-1 Feb., 1992
C-0 Jan., 1993
C-1 July, 1993
D-0 Jan., 1994
E-0 Jan., 1995
E-1 April, 1995
F-0 Jan., 1996
F-1 Oct., 1996
G-0 Dec., 1996
G-1 June, 1997
H-0 Jan., 1998
H-1 June, 1998

KM-1200SRE

B-1 Feb., 1992
C-0 Dec., 1992
C-1 July, 1993
D-0 Dec., 1993
E-0 Dec., 1994
E-1 April, 1995
F-0 Dec., 1995
F-1 Sept., 1996
G-0 Dec., 1996
G-1 June, 1997
H-0 Dec., 1997

HA

MATERIAL ABBREVIATIONS

ALUMINUM

AL = Aluminum

COPPER

CU = Copper

PLASTIC

- ABS = Acrylonitrile -butadiene - styrene
- AC = Polyacetal
- EVA = Ethylene vinyl acetate
- PA = Polyamide = Nylon
- PC = Polycarbonate
- PE = Polyethylene
- PES = Polyester
- PETP = Polyethylene terephthalate = Tetlon
- PP = Polypropylene
- PS = Polystyrene
- PTFE = Polytetrafluoroethylene = Teflon
- PUR = Polyurethane
- PVC = Polyvinyl chloride

RUBBER

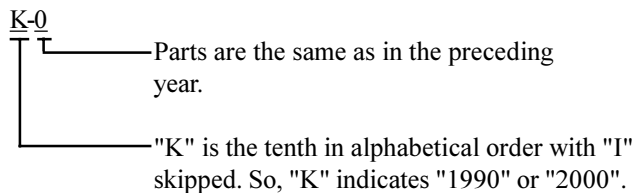
- VN = Vinyl Nitrile
- EPDM = EP rubber
- NBR = Nitrile butadiene rubber
- NR = Natural rubber
- NP = Neoprene
- SI.R = Silicone rubber
- SY.R = Synthetic rubber
- EPH = Epichlorohydrin

STEEL

- GS = Galvanized steel
- SS = Stainless steel
- PS = Plated steel
- PAS = Primed steel

AUXILIARY CODE

Ex.1

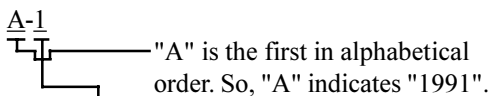


(Note) - = Part deleted.

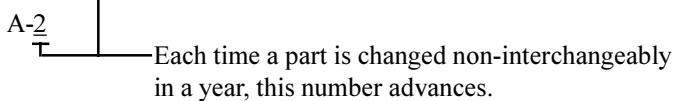
x = Part deleted and replaced by "o" part.

o = New part for "x" in the same auxiliary code.

Ex.2



Ex.3



FASTENER ABBREVIATION LIST

ST	Phillips Truss Machine Screw
SP	Phillips Pan Head Machine Screw
SF	Phillips Flat Head Machine Screw
SS	Phillips Pan Head Machine Screw with Split Lock Washer
SW	Phillips Pan Head Machine Screw with Split Lock Washer and Flat Washer
T1	Phillips Truss Head Tapping Screw (Correspond to Type A)
T2	Phillips Truss Head Tapping Screw (Correspond to Type B)
T3	Phillips Truss Head Tapping Screw (Correspond to Type C)
FT	Phillips Truss Head Tapping Screw (Special)
BH	Hexagon Head Bolt
BC	Socket Head Cap Screw
BS	Hexagon Bolt with Split Washer
BW	Hexagon Bolt with Split Washer and Flat Washer
BF	Hexagon Flange Bolt
BR	Cross-Recessed Hexagon Head Bolt
BRW	Cross-Recessed Hexagon Head Bolt with Split Lock Washer and Flat Washer
WL	Split Lock Washer
WT	External Tooth Washer
WF	Flat Washer
WS	Spring Washer
NH	Hexagon Nut
NF	Hexagon Flange Nut
NC	Hexagon Cap Nut
NS	Square Nut
NW	Wing Nut

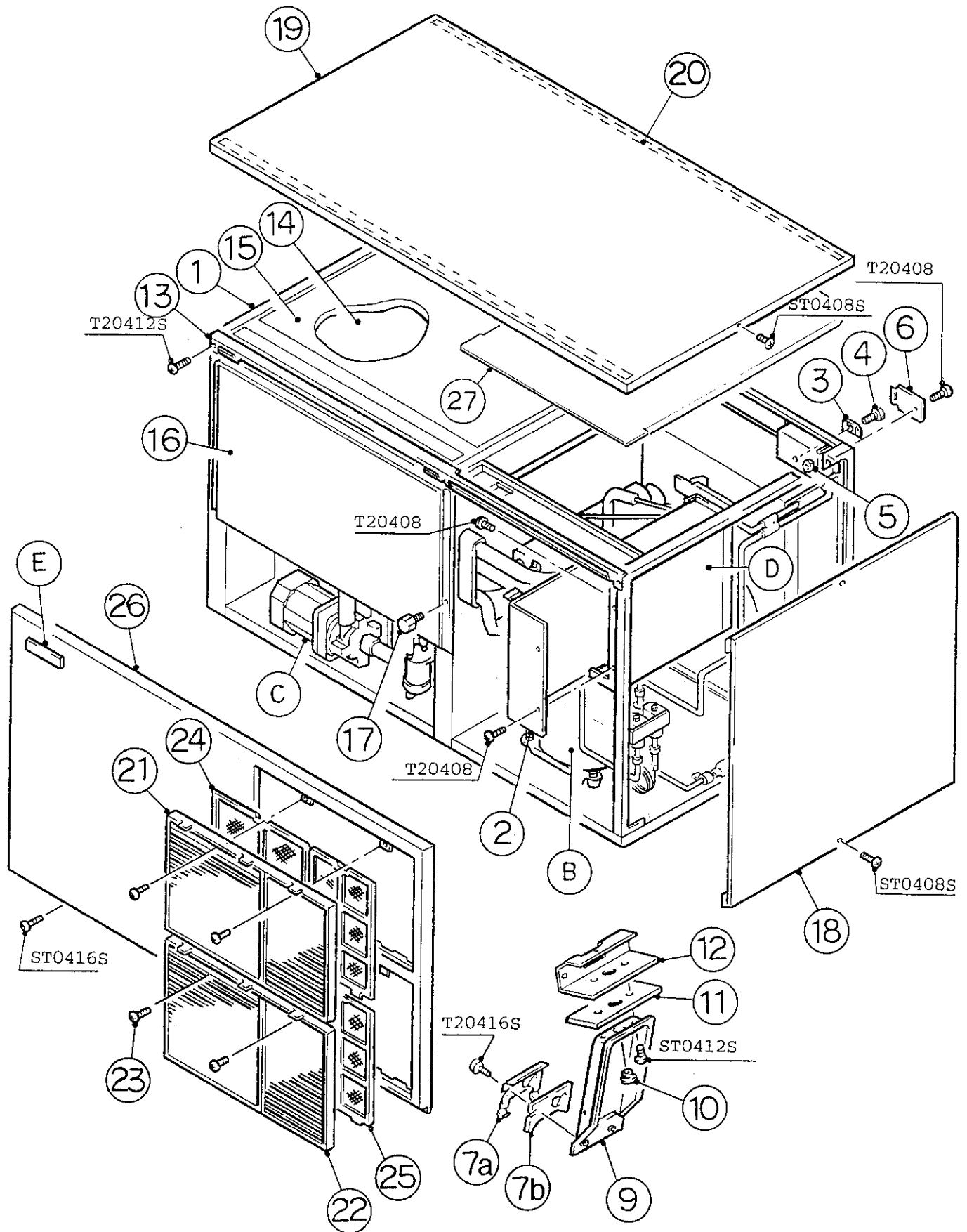
Ex. ST0308S (Phillips Truss Head Machine Screw
3x8, made of stainless steel)

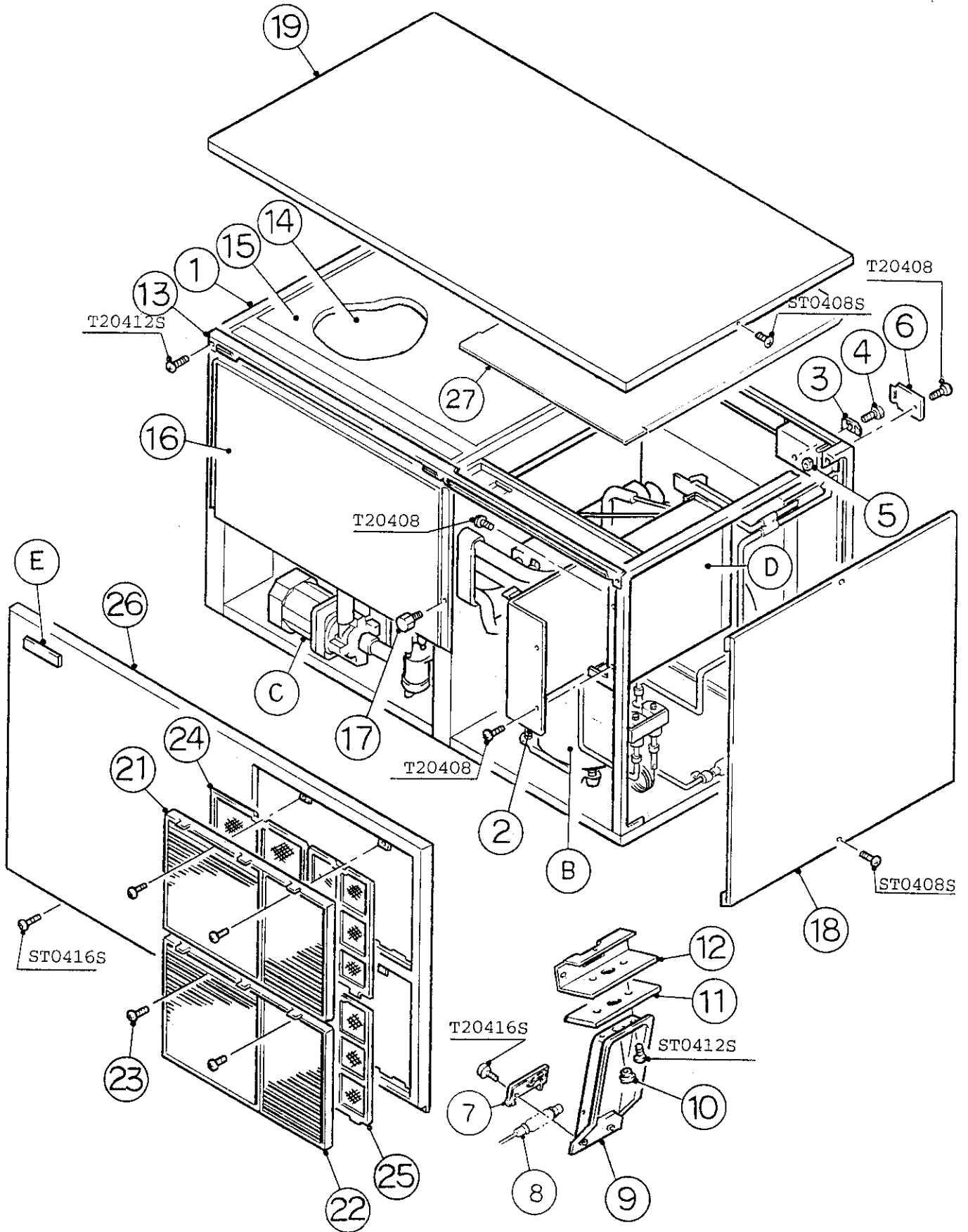
Material	None:	Plated Steel
Length (mm)	S:	Stainless Steel
Nominal Diameter (mm)	B:	Brass
Form of Head	P:	Plastic
Description		

(Note) Second character is numerical except toe list.

Ex. S1, S2, B3 etc.

And abbreviations and names are shown under the illustration.



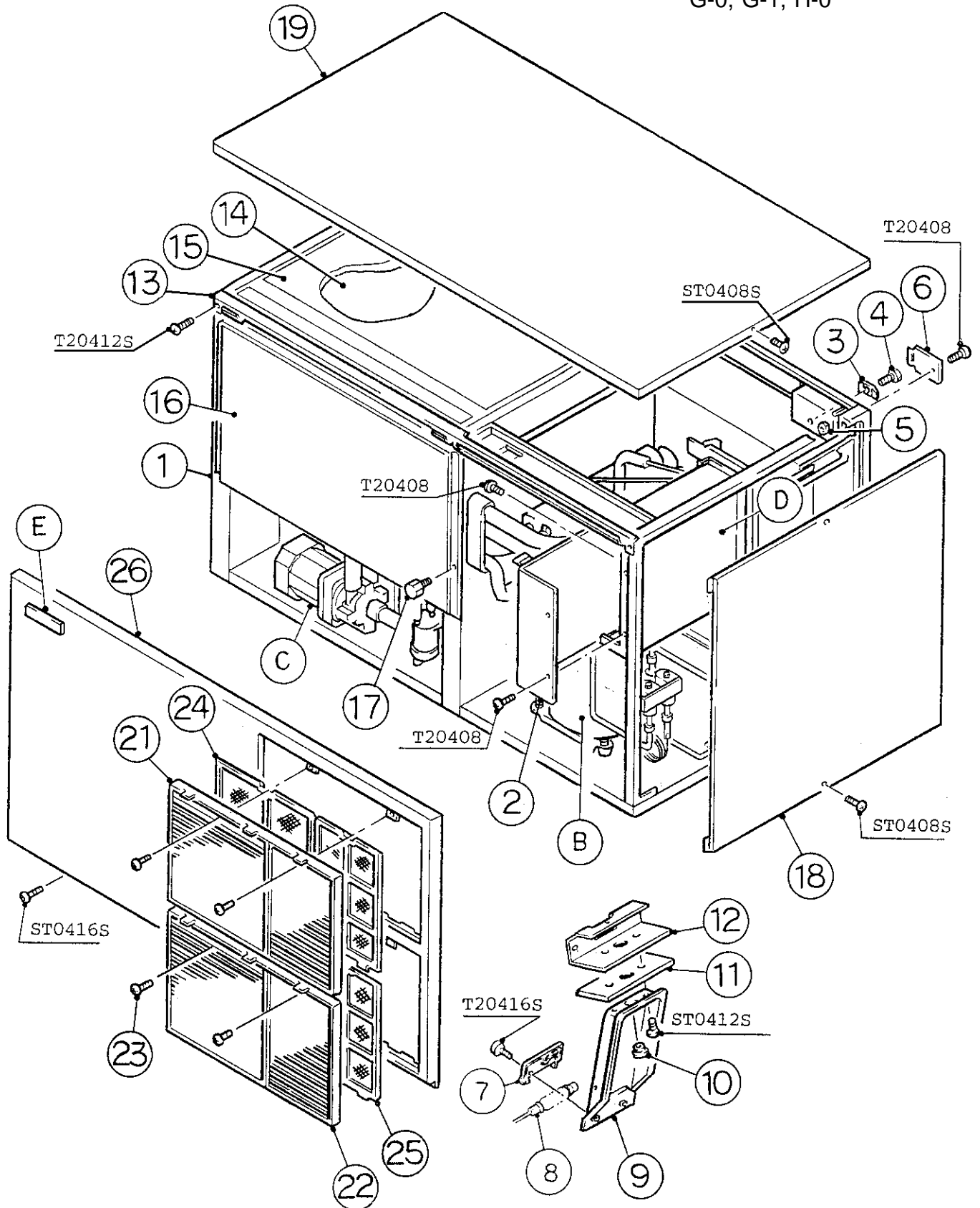


HA

KM-1200SAE

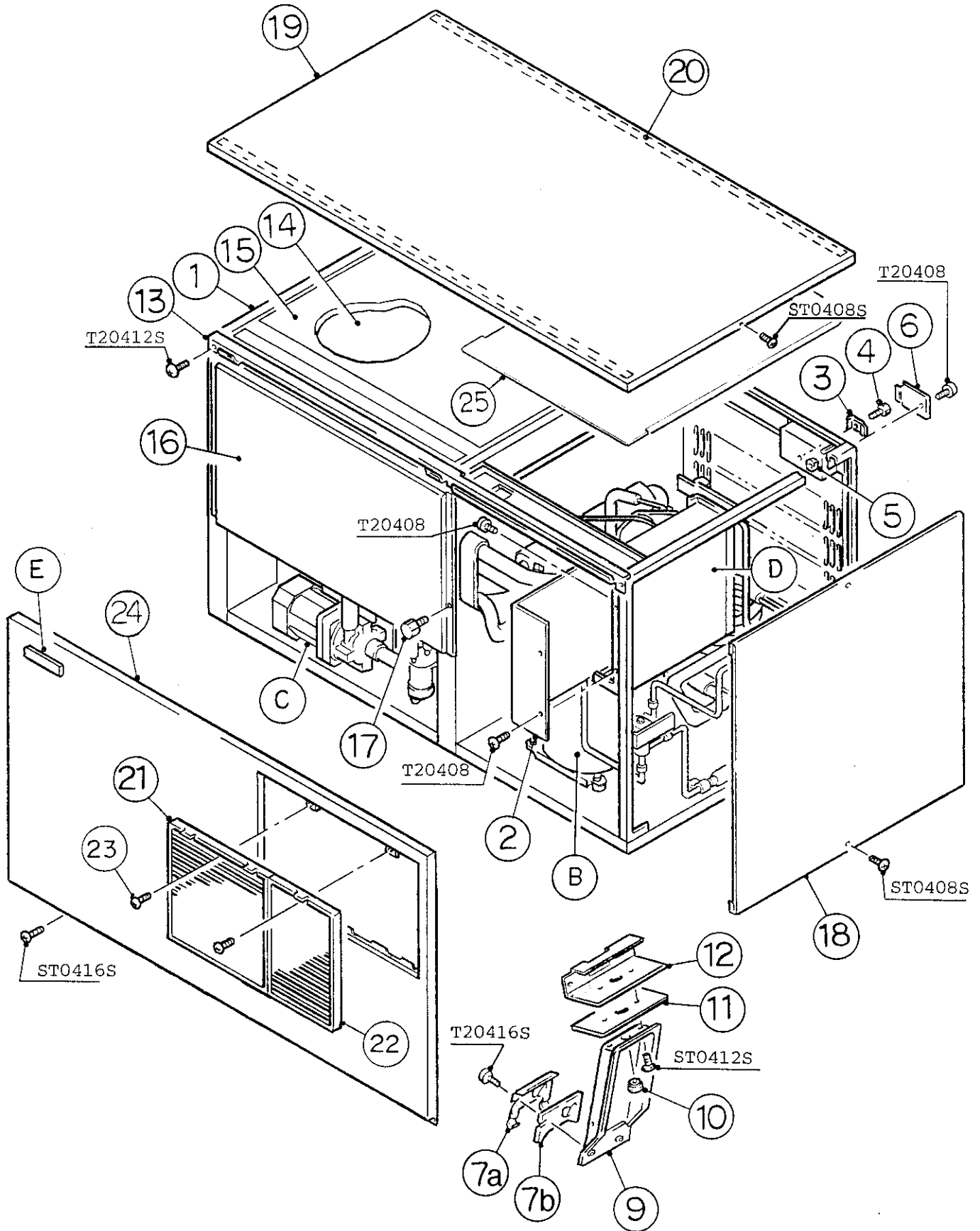
A. ICE CUBER ASSEMBLY

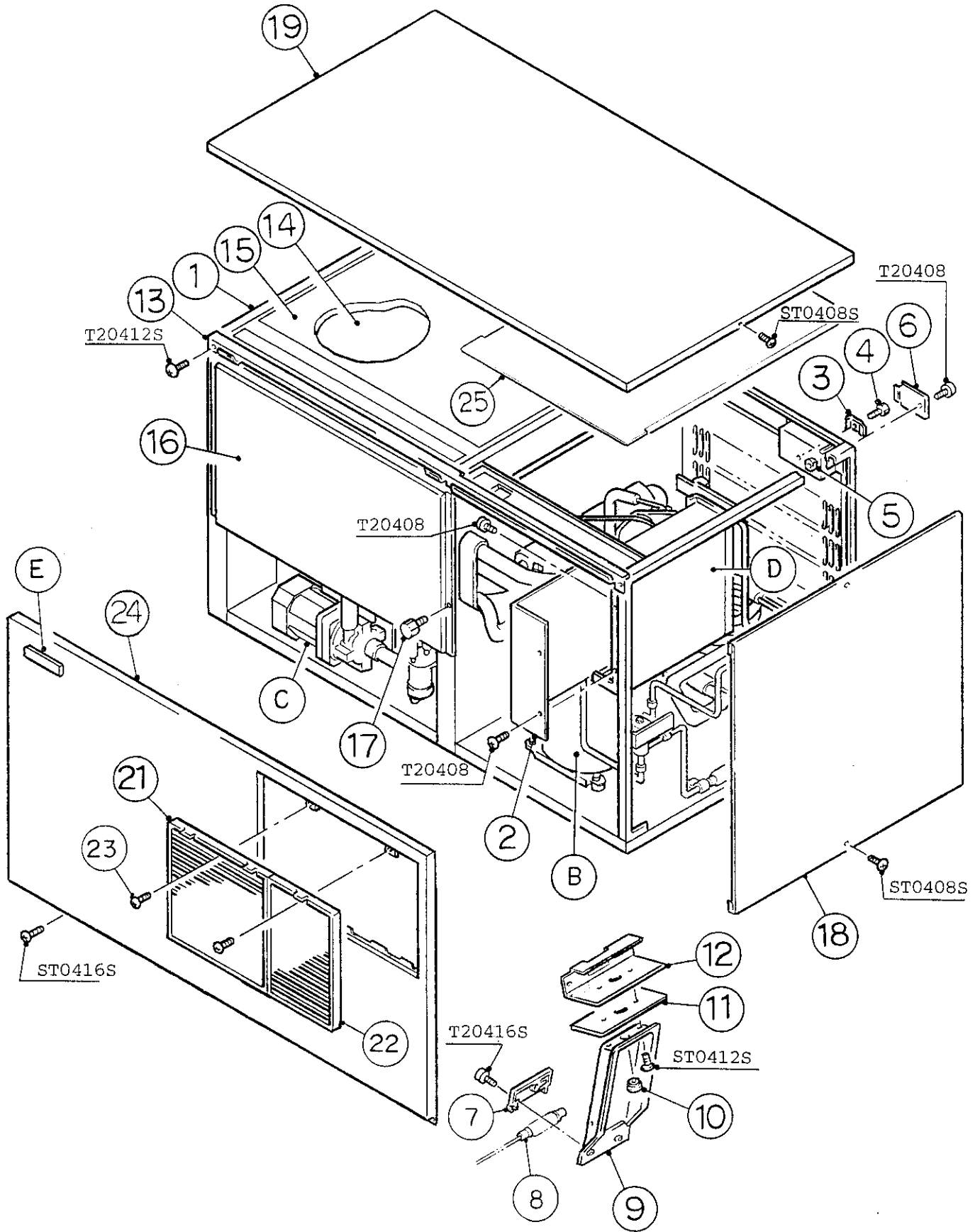
C-1, D-0, E-0, E-1, F-0, F-1,
G-0, G-1, H-0



MODEL: KM-1200SAE TITLE: A. ICE CUBER ASSEMBLY												
INDEX NO.	DESCRIPTION	MATERIAL OR MODEL NUMBER	PART NUMBER	REQUIRED NUMBER								
				B-1	C-0	C-1	D-0 E-0	E-1	F-0	F-1 G-0	G-1	H-0
B	REFRIGERATION CIRCUIT	-	105942A01	1	1	-						
		-	105942A02			1	1	-				
		-	105942A03					1	1	1	1	1
C	WATER CIRCUIT	-	105109A01	1	1	-						
		-	105109A02			1	1	-				
		-	105109A03					1	1	1	1	x1
		-	105109A04									o1
D	CONTROL BOX ASSEMBLY	-	217130A04	1	x1							
		-	219071A07		o1	1	1	1	1	1	1	1
E	LABEL LOCATION	-	217944A01	1	1	1	1	1	1	1	1	1
1	EVAP. CASE	-	105860G01	1	1	1	1	-				
		-	105860G09					1	1	1	1	-
		-	105860G17									1
2	CONTROL BOX COVER	GS	322616G01	1	x1							
		GS	3A0174-01		o1	1	1	1	1	1	1	1
3	SQUARE WASHER	BRASS	433537-02	1	1	1	1	1	1	1	1	1
4	SCREW - GROUNDING	BRASS	433304-02	1	1	1	1	1	1	1	1	1
5	BUSHING	SR-34-2	420472-05	1	1	1	1	1	1	1	1	1
6	JUNCTION BOX COVER	GS	433410-01	1	1	1	1	1	1	1	1	1
7a	BULB HOLDER (A)		433707-01	1	x1							
7b	BULB HOLDER (B)		436549-01	1	x1							
7	BULB HOLDER	ABS	328919-01		o1	1	1	1	1	1	1	1
8	SPACER	PE	443545-01		2	1	1	1	1	1	1	1
9	BULB HOLDER (C)	ABS	216340G01	1	1	1	1	1	1	1	1	1
10	BUSHING	EP RUBBER	425307-01	1	1	1	1	1	1	1	1	1
11	SPACER	ABS	440907-01	1	1	1	1	1	1	1	1	1
		-	439727-01									
12	BULB HOLDER (D)	GS	328742-01	1	1	1	1	1	1	1	1	1
13	FRONT PANEL - BRACKET	SS	323903-01	1	1	1	1	1	1	1	1	1

MODEL: KM-1200SAE TITLE: A. ICE CUBER ASSEMBLY													
INDEX NO.	DESCRIPTION	MATERIAL OR MODEL NUMBER	PART NUMBER	REQUIRED NUMBER									
				B-1	C-0	C-1	D-0	E-1	F-0	F-1	G-1	H-0	
14	SPACER	ABS	324321-01	1	1	1	1	1	1	1	1	1	1
15	TOP INSULATION	ABS, PE	324216G01	1	1	1	1	1	1	1	1	1	1
16	FRONT INSULATION	ABS, PE	324215G01	1	1	1	1	1	1	1	1	1	1
17	THUMBSCREW	ABS, SS	415949G01	1	1	1	1	1	1	1	1	1	1
18	SIDE PANEL (R)	SS	213668G01	1	1	1	1	1	1	1	1	1	
19	TOP PANEL (A)	(324217A01)	213669-01	1	x1								
		SS	213669-01		o1	1	1	x1					
		SS	213669-02					o1	1	1	x1		
		SS	213669-01									o1	1
20	GASKET	(324217A01)	427014-03	2	-								
21	LOUVER (B)	ABS	103121-01	2	2	2	2	2	x2				
		PP	103121-05						o2	2	2	2	
22	LOUVER (C)	ABS	103122-01	2	2	2	2	2	x2				
		PP	103122-03						o2	2	2	2	
23	TAPPING SCREW - BLACK	STEEL,4x8	433954-01	4	4	4	4	4	4	4	4	4	
24	AIR FILTER (B)	ABS	208283G01	2	2	2	x2						
		ABS	208283G03				o2	2	2	2	2	2	
25	AIR FILTER (C)	ABS	208284G01	2	2	2	2	2	2	2	2	2	
26	FRONT PANEL	SS	213708-01	1	1	1	1	1	1	1	1	1	
27	BARRIER	GS	325920-01	1	1	-							



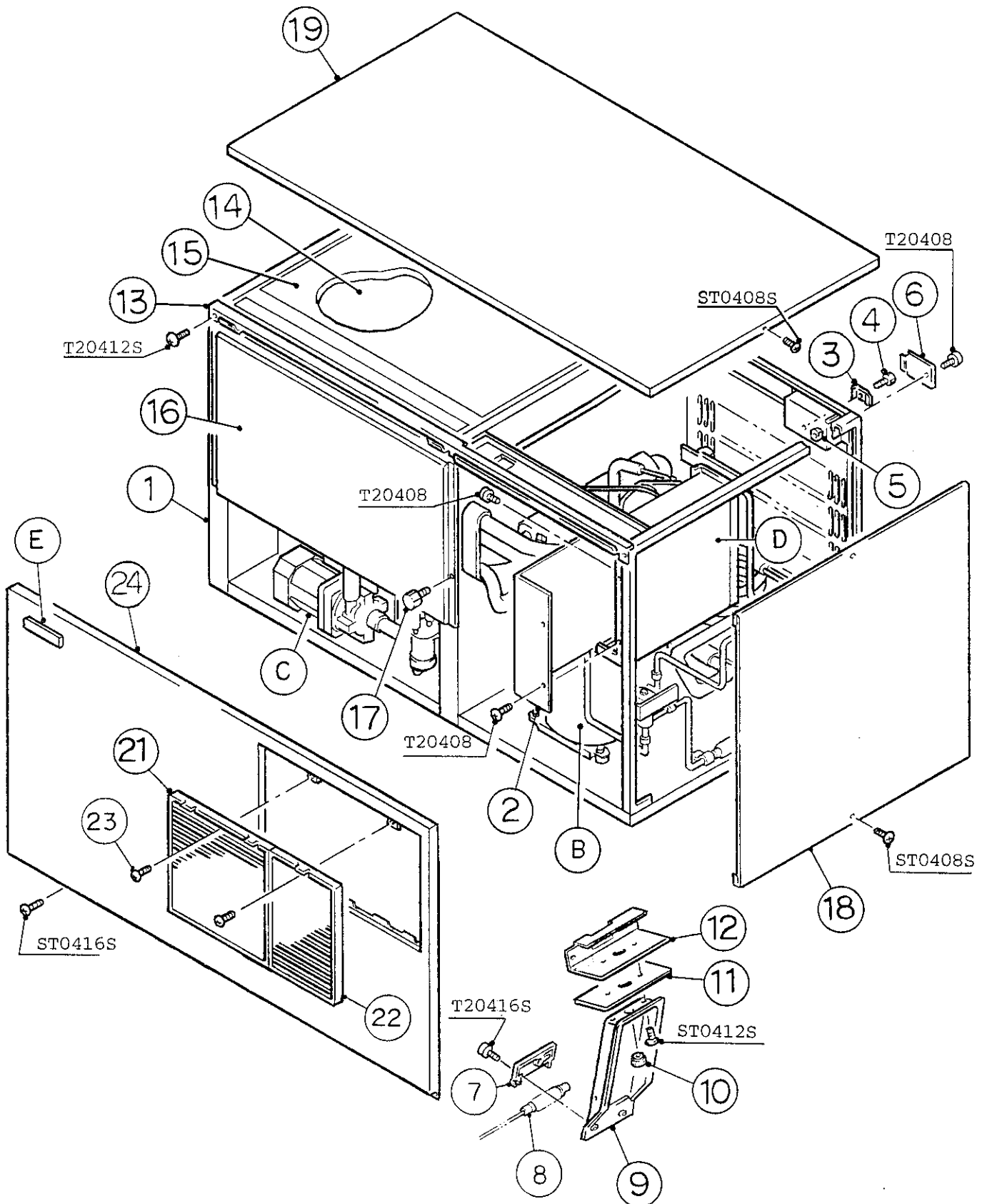


HA

KM-1200SWE

A. ICE CUBER ASSEMBLY

C-1, D-0, E-0, E-1, F-0

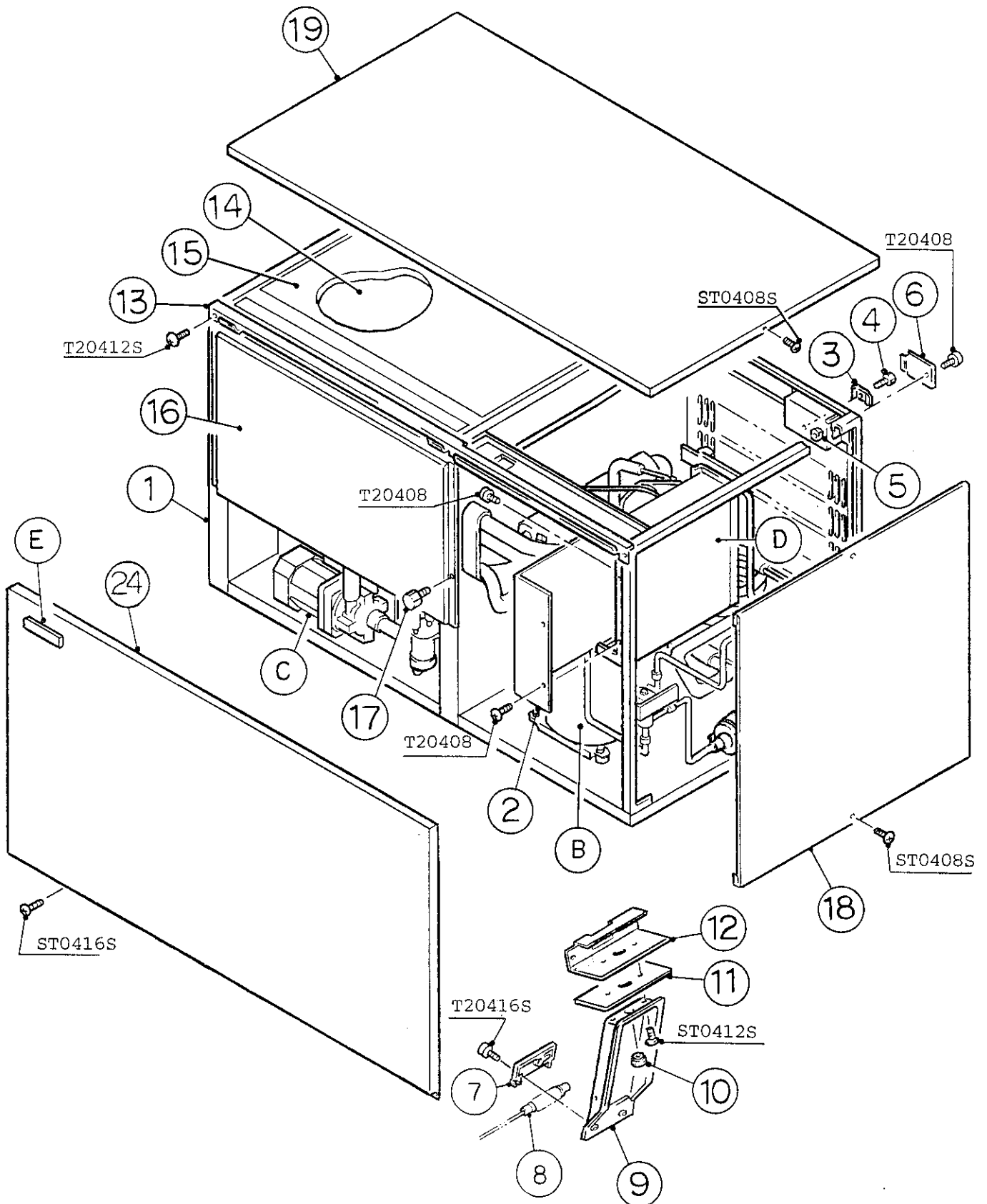


HA

KM-1200SWE

A. ICE CUBER ASSEMBLY

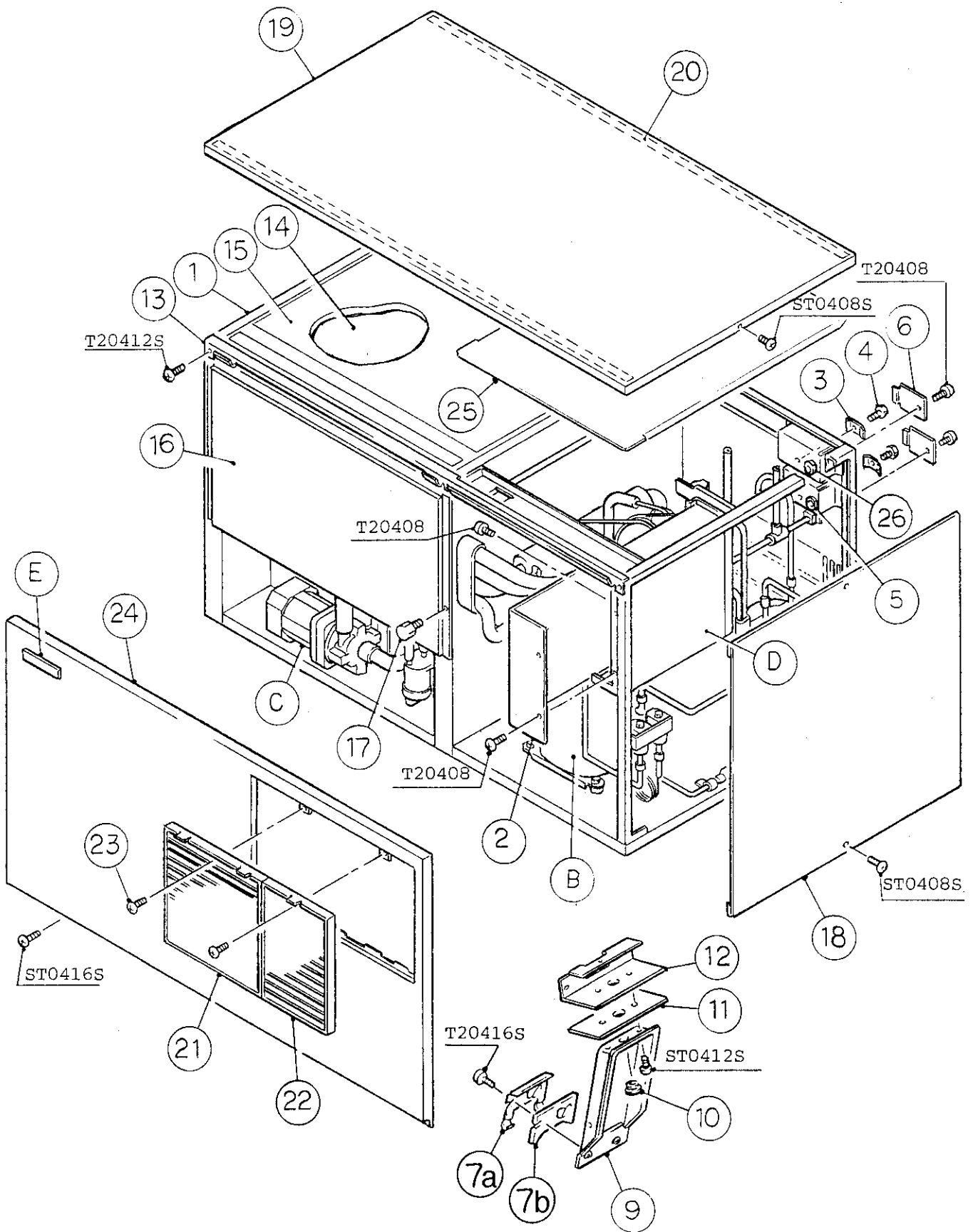
F-1, G-0, G-1, H-0

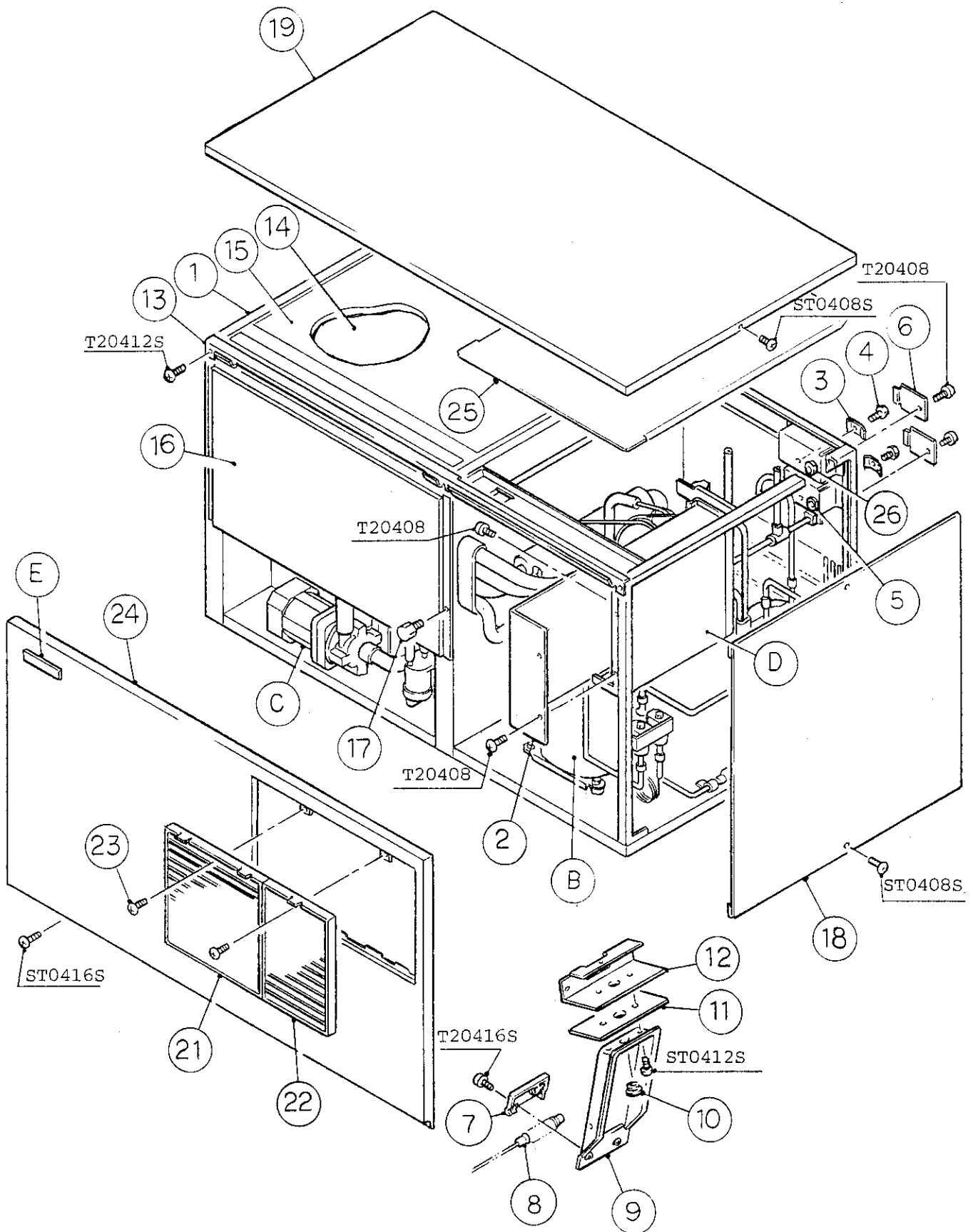


MODEL: KM-1200SWE TITLE: A. ICE CUBER ASSEMBLY													
INDEX NO.	DESCRIPTION	MATERIAL OR MODEL NUMBER	PART NUMBER	REQUIRED NUMBER									
				B-1	C-0	C-1	D-0	E-0	E-1	F-0 F-1	G-0 G-1	H-0	H-1
B	REFRIGERATION CIRCUIT	-	105941A01	1	1	-							
		-	105941A02			1	1	1	-				
		-	105941A03						1	1	1	1	1
C	WATER CIRCUIT	-	105109A01	1	1	-							
		-	105109A02			1	1	1	-				
		-	105109A03						1	1	1	x1	
		-	105109A04									o1	1
D	CONTROL BOX ASSEMBLY	-	217130A02	1	x1								
		-	219071A08		o1	1	1	1	1	1	1	1	1
E	LABEL LOCATION	-	217945A01	1	1	1	1	1	1	1	1	1	1
1	EVAP. CASE	-	105860G02	1	1	1	1	1	-				
		-	105860G10						1	1	1	-	
		-	105860G18									1	1
2	CONTROL BOX COVER	GS	322616G01	1	x1								
		GS	3A0174-01		o1	1	1	1	1	1	1	1	1
3	SQUARE WASHER	BRASS	433537-02	1	1	1	1	1	1	1	1	1	1
4	SCREW - GROUNDING	BRASS	433304-02	1	1	1	1	1	1	1	1	1	1
5	BUSHING	SR-34-2	420472-05	1	1	1	1	1	1	1	1	1	1
6	JUNCTION BOX COVER	GS	433410-01	1	1	1	1	1	1	1	1	1	1
7a	BULB HOLDER (A)	ABS	433707-01	1	x1								
7b	BULB HOLDER (B)	ABS	436549-01	1	x1								
7	BULB HOLDER	ABS	328919-01		o1	1	1	1	1	1	1	1	1
8	SPACER	PE	443545-01		2	1	1	1	1	1	1	1	1
9	BULB HOLDER (C)	ABS	216340G01	1	1	1	1	1	1	1	1	1	1
10	CAPILLARY RING	EP RUBBER	425307-01	1	1	1	1	1	1	1	1	1	1
		-	439727-01									o1	1
11	SPACER	ABS	440907-01	1	1	1	1	1	1	1	1	x1	
		-	439727-01									o1	1
12	BULB HOLDER (D)	GS	328742-01	1	1	1	1	1	1	1	1	1	1
13	FRONT PANEL - BRACKET	SS	323903-01	1	1	1	1	1	1	1	1	1	1

HA

MODEL: KM-1200SWE TITLE: A. ICE CUBER ASSEMBLY													
INDEX NO.	DESCRIPTION	MATERIAL OR MODEL NUMBER	PART NUMBER	REQUIRED NUMBER									
				B-1	C-0	C-1 D-0	E-0	E-1	F-0	F-1	G-0 G-1	H-0	H-1
14	SPACER	ABS	324321-01	1	1	1	1	1	1	1	1	1	1
15	TOP INSULATION	ABS, PE	324216G01	1	1	1	1	1	1	1	1	1	1
16	FRONT INSULATION	ABS, PE	324215G01	1	1	1	1	1	1	1	1	1	1
17	THUMBSCREW	ABS, SS	415949G01	1	1	1	1	1	1	1	1	1	1
18	SIDE PANEL (R)	SS	213668G01	1	1	1	1	1	1	1	1	1	1
19	TOP PANEL (A)	(324217A01)	213669-01	1	x1								
		SS	213669-01		o1	1	x1						
		SS	213669-02				o1	1	1	1	x1		
		SS	213669-01								o1	1	1
20	GASKET	(324217A01)	427014-03	2	-								
21	LOUVER (B)	ABS	103121-01	1	1	1	1	x1					
		PP	103121-05					o1	1	-			
22	LOUVER (C)	ABS	103122-01	1	1	1	1	x1					
		PP	103122-03					o1	1	-			
23	TAPPING SCREW - BLACK	STEEL,4x8	433954-01	2	2	2	2	2	2	-			
24	FRONT PANEL	SS	214010-01	1	1	1	1	1	1	x1			
		SS	215104-01							o1	1	1	1
25	BARRIER	GS	325920-01	1	1	-							



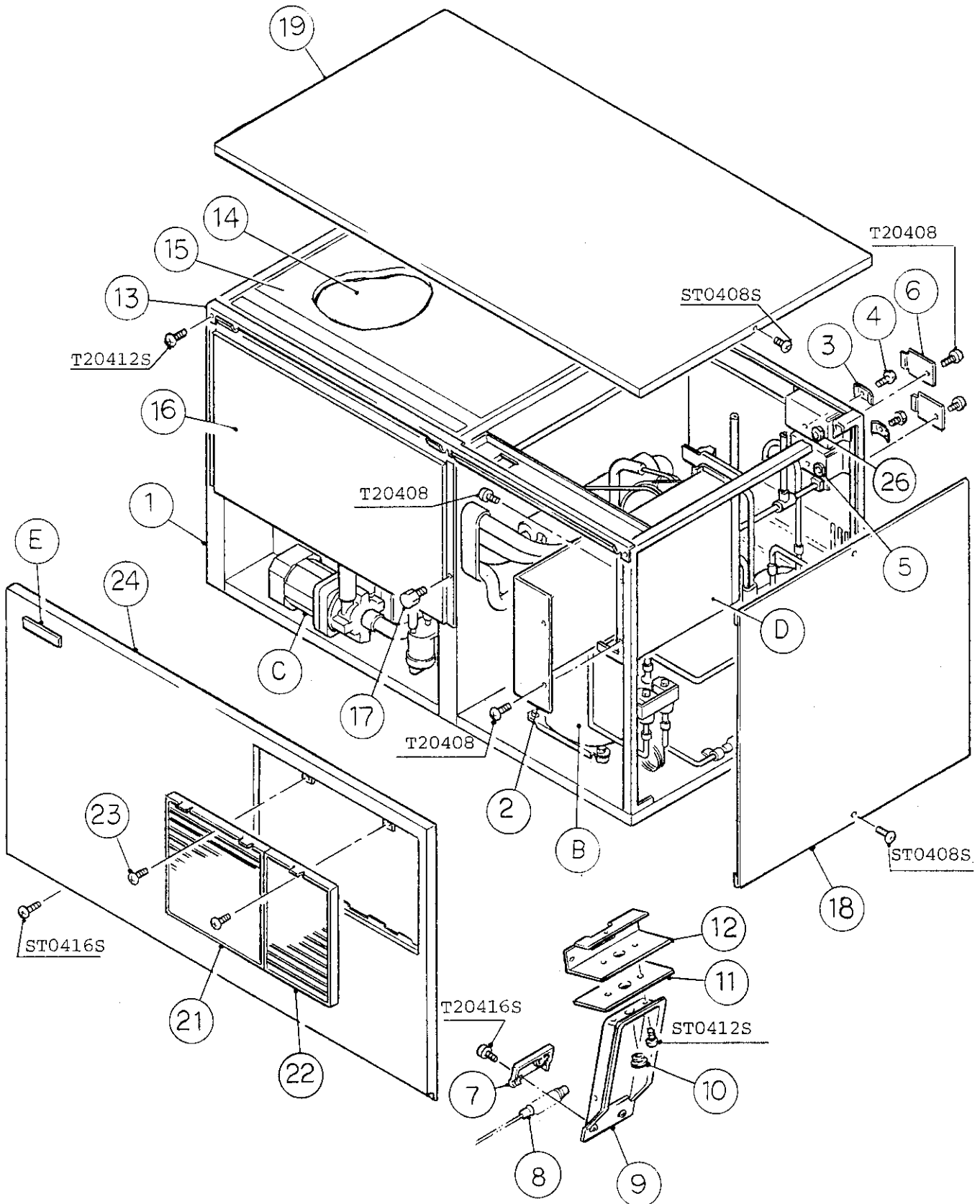


HA

KM-1200SRE

A. ICE CUBER ASSEMBLY

C-1, D-0, E-0, E-1, F-0

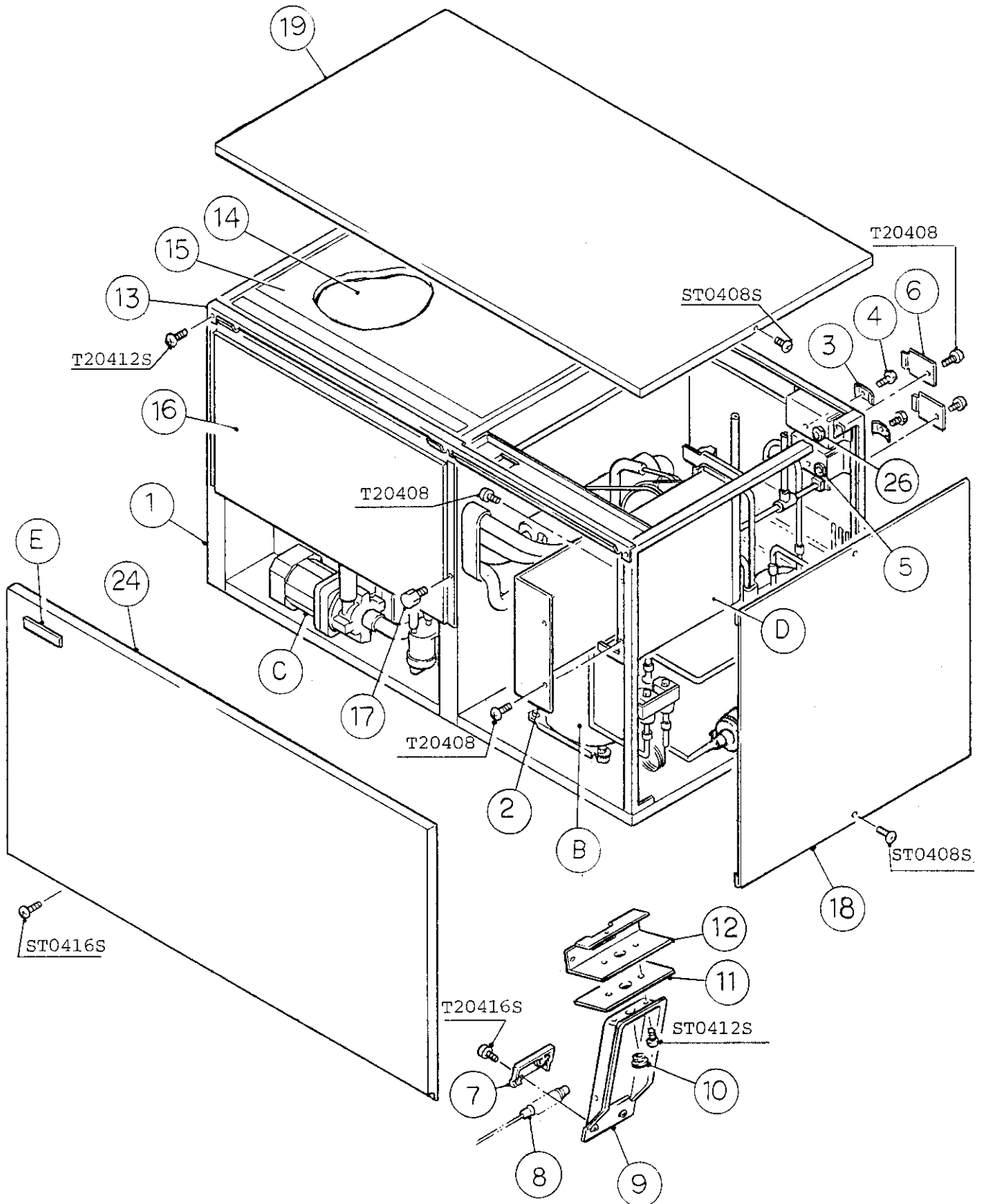


HA

KM-1200SRE

A. ICE CUBER ASSEMBLY

F-1, G-0, G-1, H-0



HA

MODEL: KM-1200SRE TITLE: A. ICE CUBER ASSEMBLY													
INDEX NO.	DESCRIPTION	MATERIAL OR MODEL	PART NUMBER	REQUIRED NUMBER									
				B-1	C-0	C-1	D-0	E-0	E-1	F-0	F-1	G-0 G-1	H-0
B	REFRIGERATION CIRCUIT	-	105943A01	1	1	-							
		-	105943A02			1	1	1	-				
		-	105943A03						1	1	1	1	1
C	WATER CIRCUIT	-	105109A01	1	1	-							
		-	105109A02			1	1	1	-				
		-	105109A03						1	1	1	1	x1
		-	105109A04										o1
D	CONTROL BOX ASSEMBLY	-	217130A04	1	x1								
		-	219071A09		o1	1	1	1	1	1	1	1	1
E	LABEL LOCATION	-	217946A01	1	1	1	1	1	1	1	1	1	1
1	EVAP. CASE	-	105860G03	1	1	1	1	1	-				
		-	105860G11						1	1	1	1	-
		-	105860G19										1
2	CONTROL BOX COVER	GS	322616G01	1	x1								
		GS	3A0174-01		o1	1	1	1	1	1	1	1	1
3	SQUARE WASHER	BRASS	433537-02	1	1	1	1	1	1	1	1	1	1
4	SCREW - GROUNDING	BRASS	433304-02	1	1	1	1	1	1	1	1	1	1
5	BUSHING	SR-30-1	420472-03	1	1	1	1	1	1	1	1	1	1
6	JUNCTION BOX COVER	GS	433410-01	2	2	2	2	2	2	2	2	2	2
7a	BULB HOLDER (A)	ABS	433707-01	1	x1								
7b	BULB HOLDER (B)	ABS	436549-01	1	x1								
7	BULB HOLDER	ABS	328919-01		o1	1	1	1	1	1	1	1	1
8	SPACER	PE	443545-01		2	1	1	1	1	1	1	1	1
9	BULB HOLDER (C)	ABS	216340G01	1	1	1	1	1	1	1	1	1	1
10	BUSHING	EP RUBBER	425307-01	1	1	1	1	1	1	1	1	1	1
11	SPACER	ABS	440907-01	1	1	1	1	1	1	1	1	1	x1
		-	439727-01										o1
12	BULB HOLDER (D)	GS	328742-01	1	1	1	1	1	1	1	1	1	1
13	FRONT PANEL - BRACKET	SS	323903-01	1	1	1	1	1	1	1	1	1	1

HA

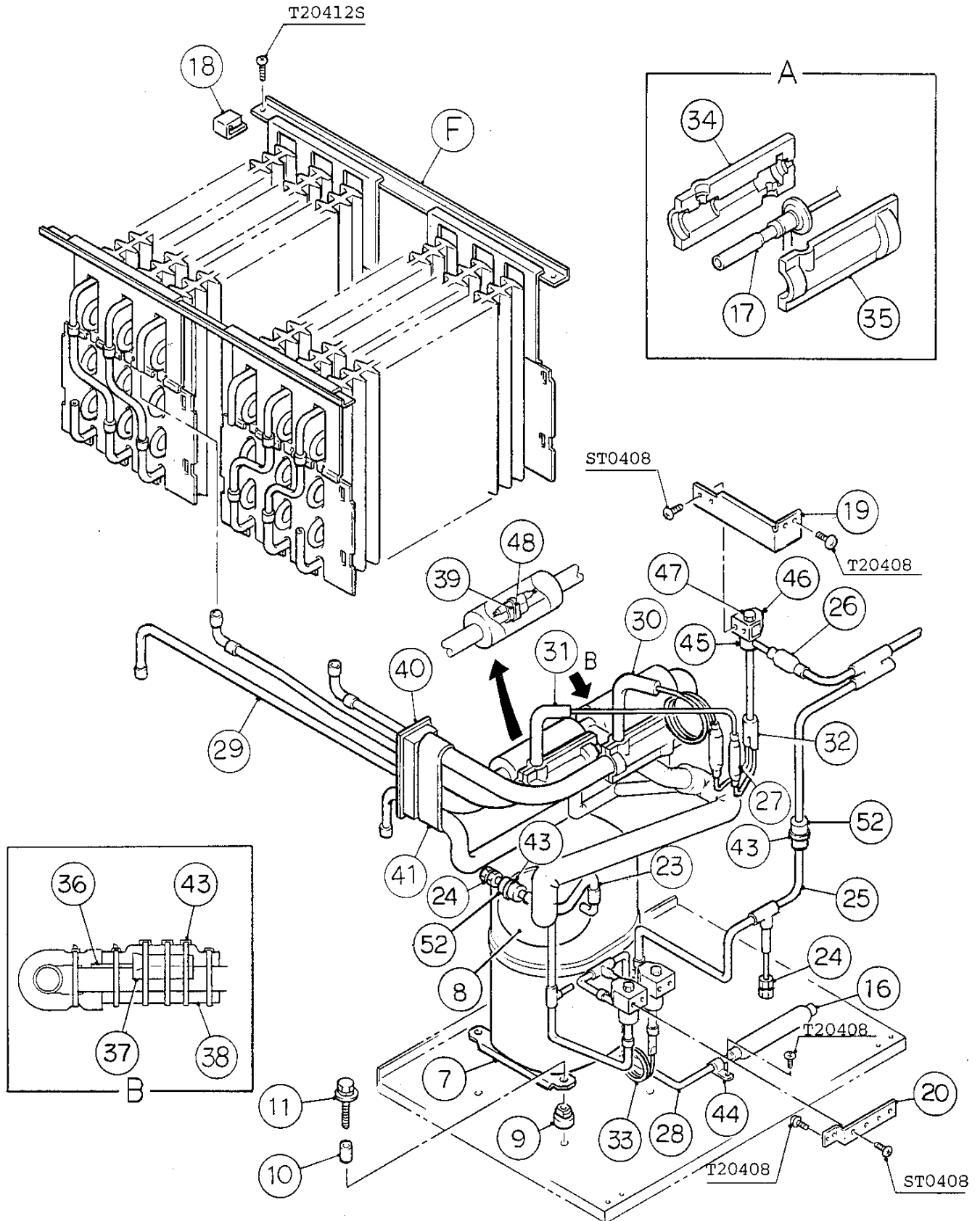
MODEL: KM-1200SRE TITLE: A. ICE CUBER ASSEMBLY													
INDEX NO.	DESCRIPTION	MATERIAL OR MODEL	PART NUMBER	REQUIRED NUMBER									
				B-1	C-0	C-1	D-0	E-0	E-1	F-0	F-1	G-0 G-1	H-0
14	SPACER	ABS	324321-01	1	1	1	1	1	1	1	1	1	1
15	TOP INSULATION	ABS, PE	324216G01	1	1	1	1	1	1	1	1	1	1
16	FRONT INSULATION	ABS, PE	324215G01	1	1	1	1	1	1	1	1	1	1
17	THUMBSCREW	ABS, SS	415949G01	1	1	1	1	1	1	1	1	1	1
18	SIDE PANEL (R)	SS	213668G01	1	1	1	1	1	1	1	1	1	1
19	TOP PANEL (A)	(324217A01)	213669-01	1	x1								
		SS	213669-01		o1	1	1	x1					
		SS	213669-02					o1	1	1	1	x1	
		SS	213669-01									o1	1
20	GASKET	(324217A01)	427014-03	2	-								
21	LOUVER (B)	ABS	103121-01	1	1	1	1	1	x1				
		PP	103121-05						o1	1	-		
22	LOUVER (C)	ABS	103122-01	1	1	1	1	1	x1				
		PP	103122-03						o1	1	-		
23	TAPPING SCREW - BLACK	STEEL, 4x8	433954-01	2	2	2	2	2	2	2	-		
24	FRONT PANEL	SS	214010-01	1	1	1	1	1	1	1	x1		
		SS	215104-01									o1	1
25	BARRIER	GS	325920-01	1	1	-							
26	BUSHING	SR-34-2	420472-05	1	1	1	1	1	1	1	1	1	1

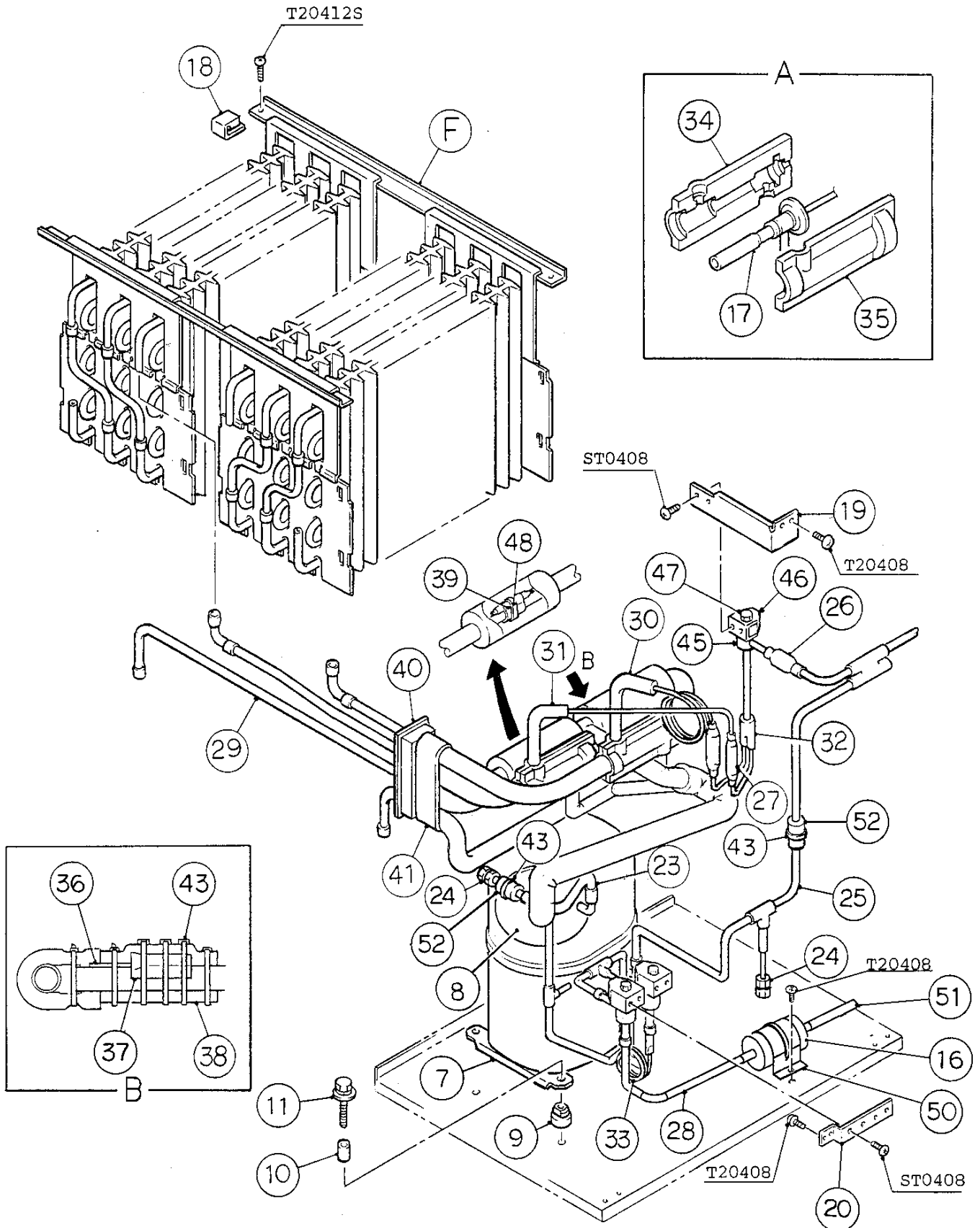
HA

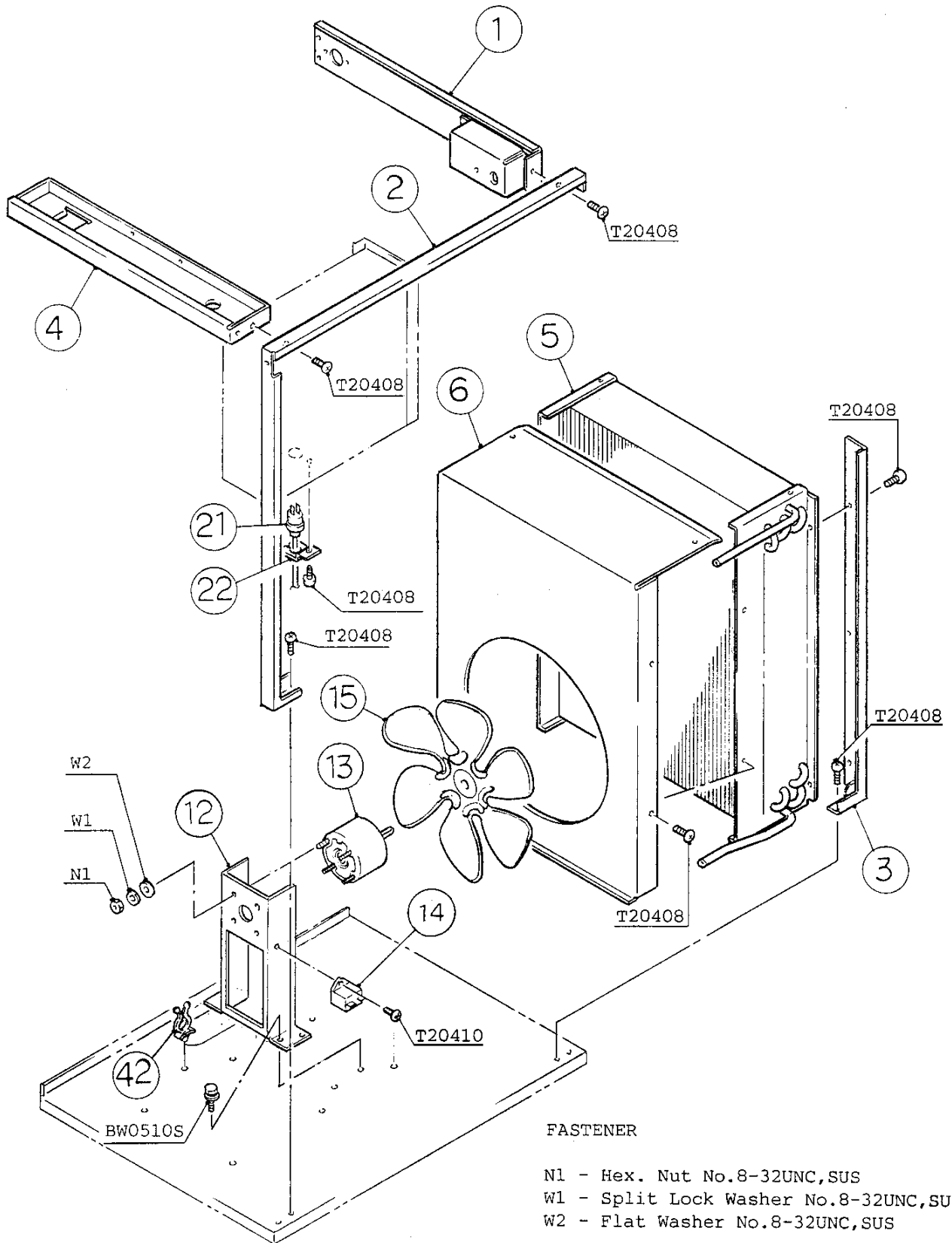
KM-1200SAE

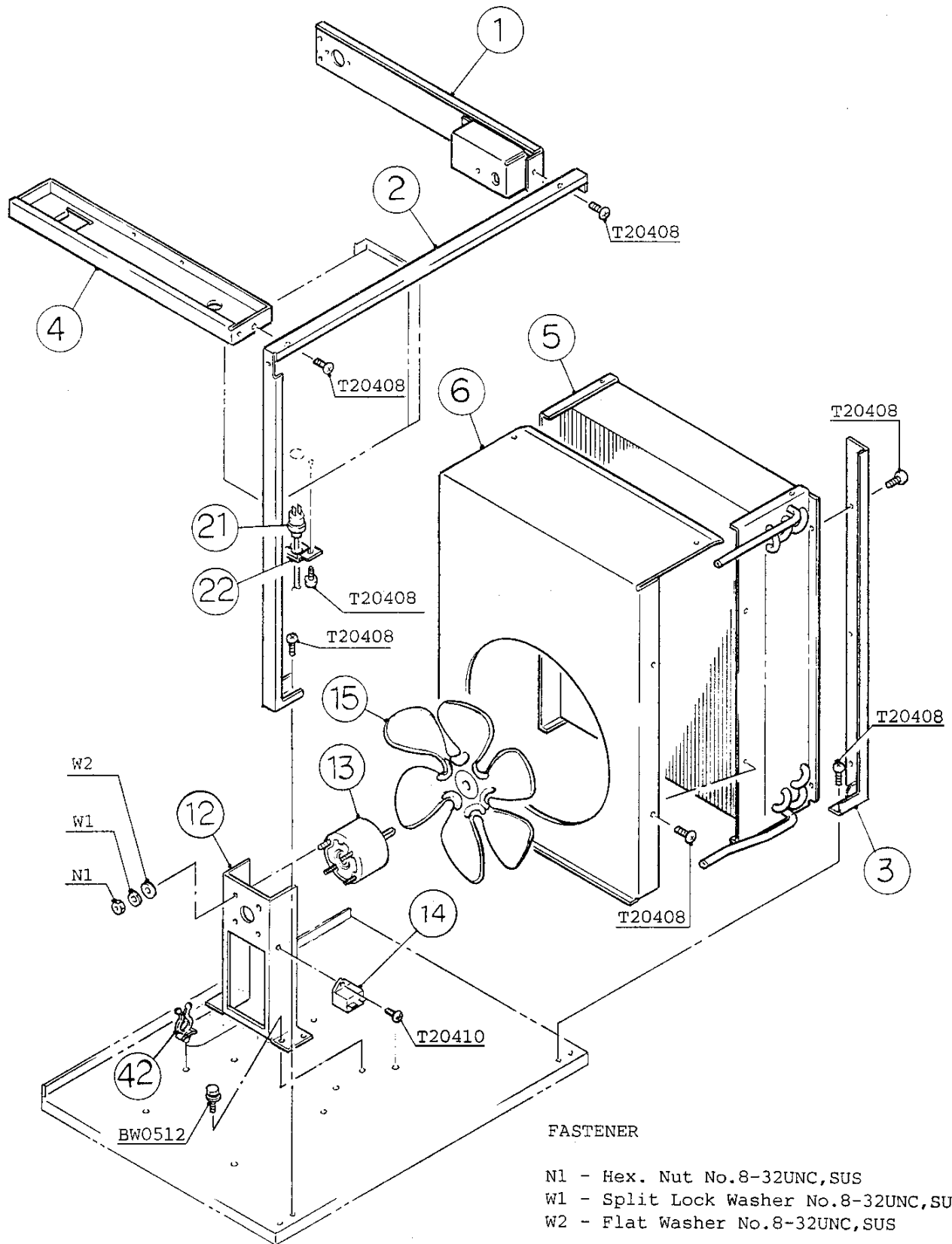
B. REFRIGERATION CIRCUIT (1/2)

B-1, C-0, C-1, D-0, E-0, F-0







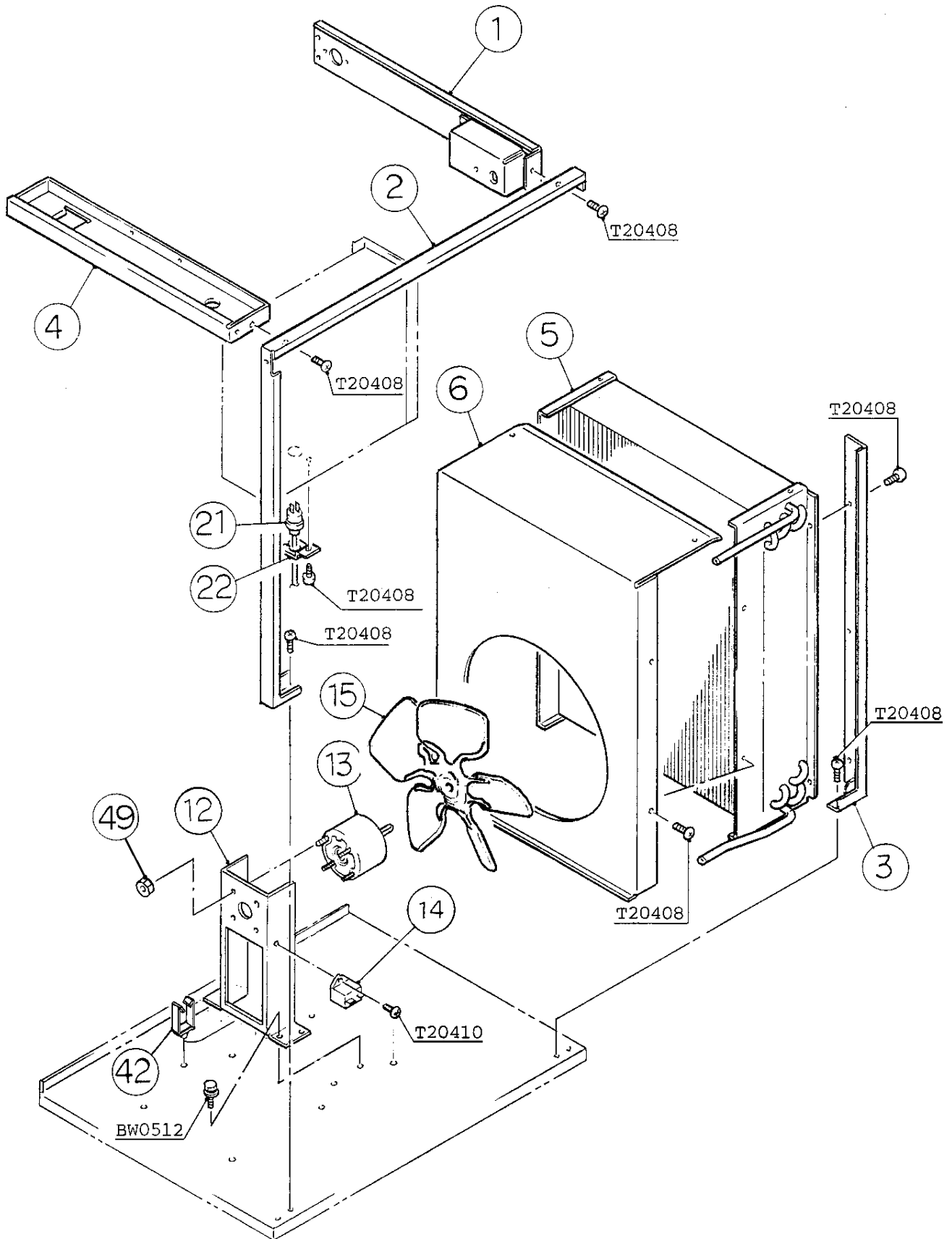


HA

KM-1200SAE

B. REFRIGERATION CIRCUIT (2/2)

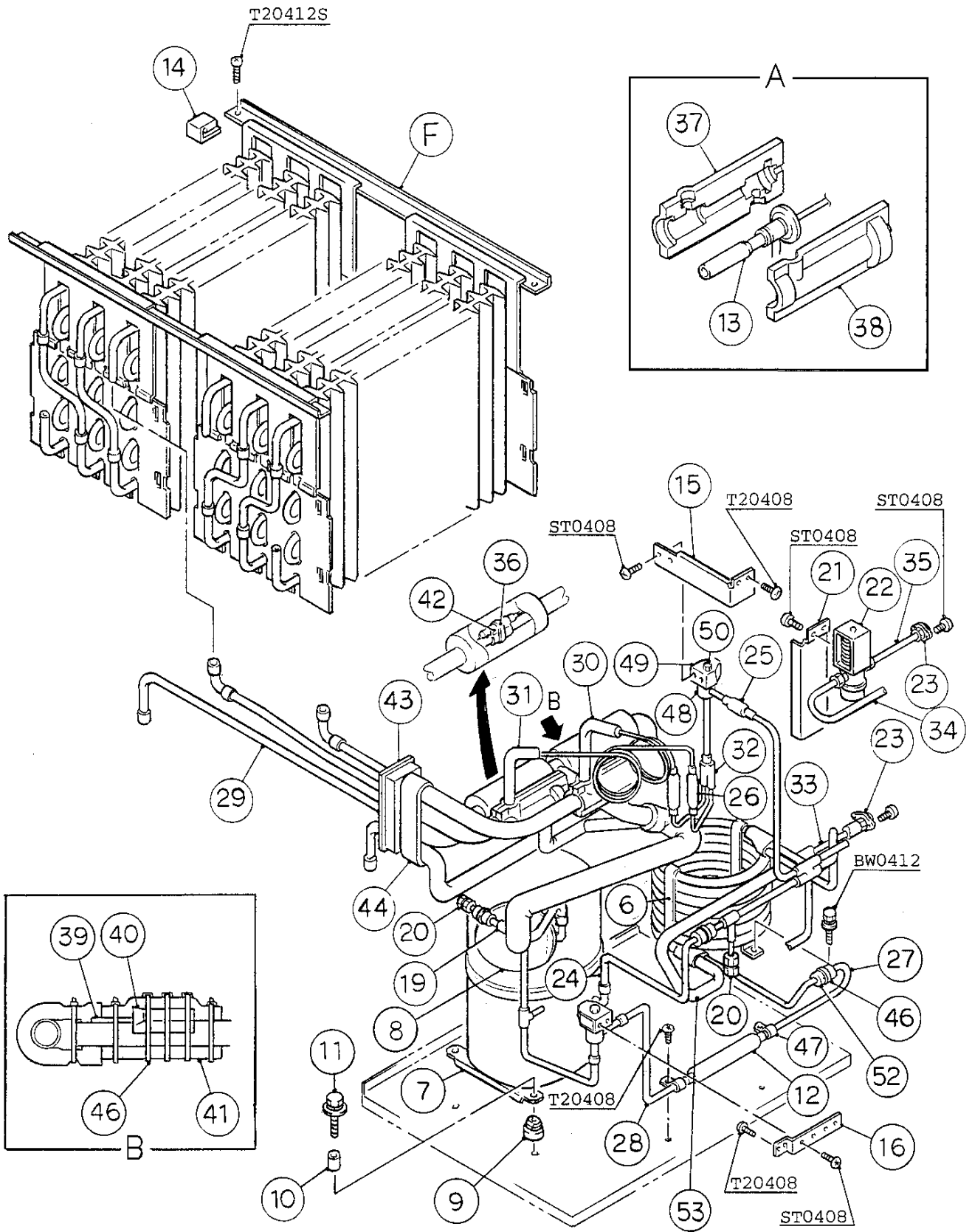
C-1, D-0, E-0, E-1, F-0,
F-1, G-0, G-1, H-0

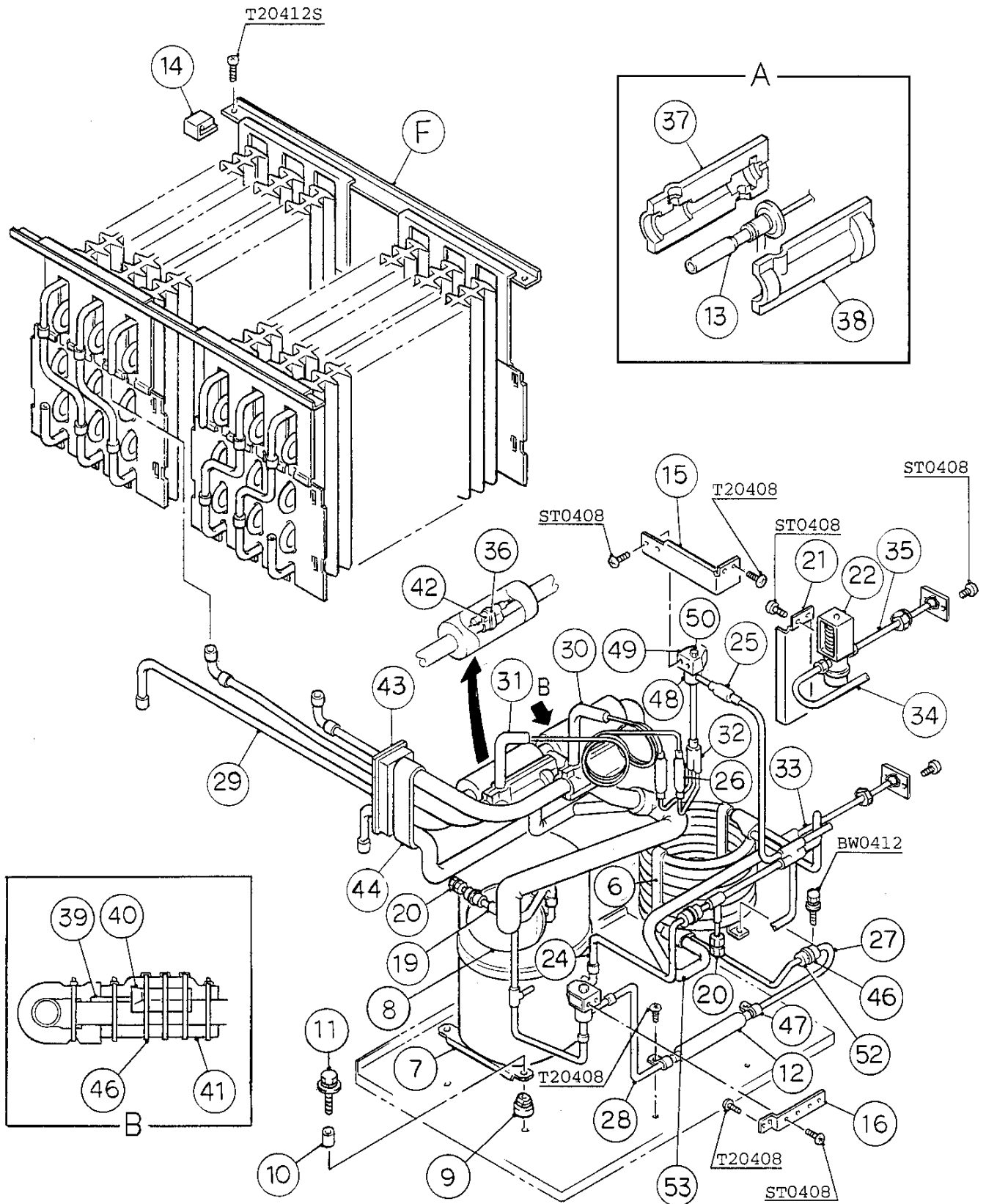


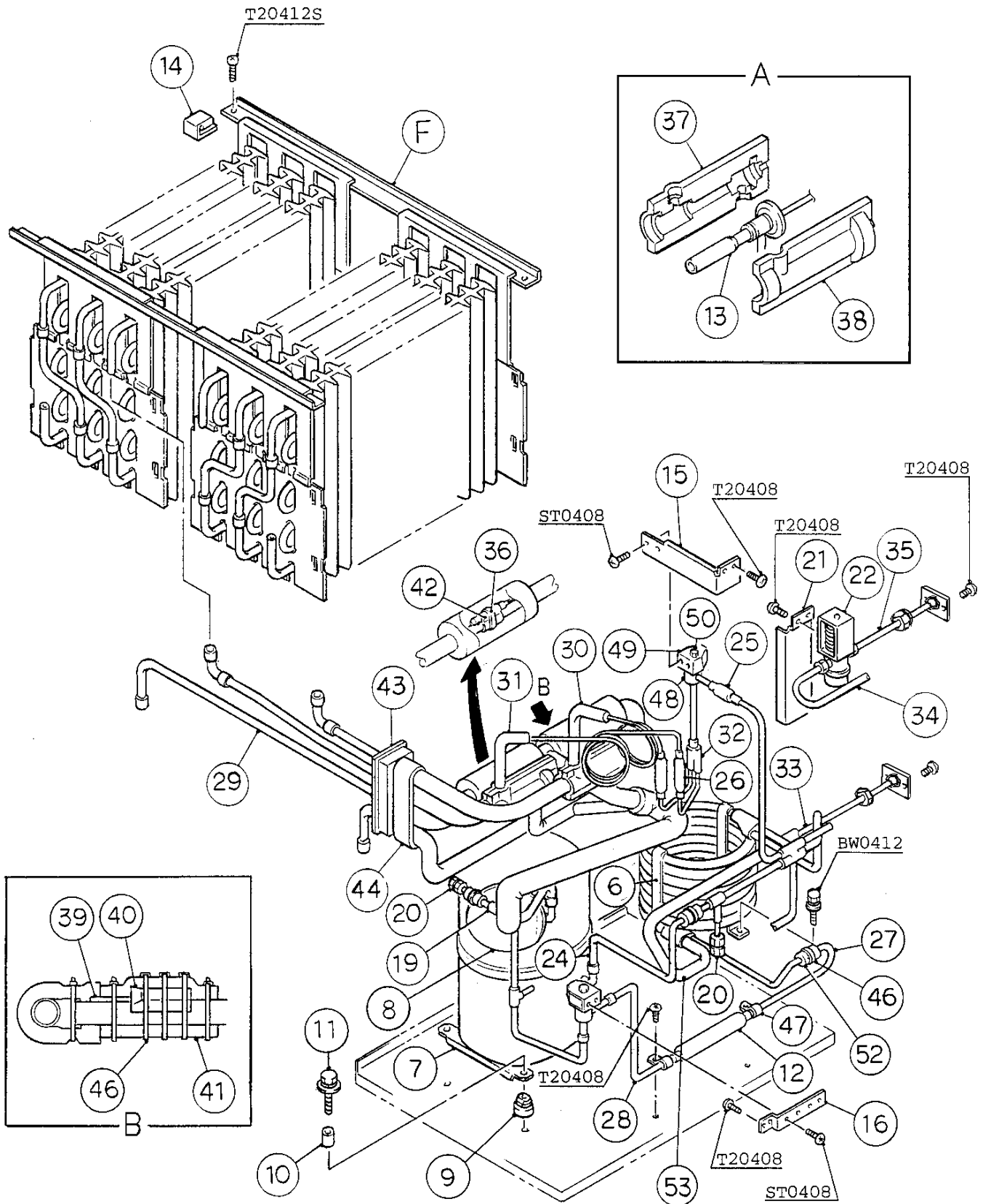
MODEL: KM-1200SAE TITLE: B. REFRIGERATION CIRCUIT												
INDEX NO.	DESCRIPTION	MATERIAL OR MODEL	PART NUMBER	REQUIRED NUMBER								
				B-1	C-0	C-1	D-0 E-0	E-1	F-0	F-1	G-0 G-1	H-0
F	EVAPORATOR	-	104696A01	1	1	1	1	1	1	1	1	1
1	REAR FRAME	GS	439285G02	1	1	-						
		GS	439285G03			1	1	-				
		GS	439285G04					1	1	1	1	1
2	SIDE FRAME (A)	GS	213688G01	1	1	1	1	1	x1			
		GS	219472G01						o1	1	1	1
3	SIDE FRAME (B)	GS	323901G01	1	1	1	1	1	1	1	1	1
4	FRONT FRAME	GS	325857G01	1	x1							
	FRONT FRAME (A)	GS	325857-01		o1	1	1	1	1	1	1	1
5	CONDENSER	-	213621-01	1	1	1	1	1	1	1	1	1
6	SHROUD	GS	213696-01	1	1	1	1	1	1	1	1	1
7	COMPRESSOR	CR30K6-PFV	443304-01	1	1	1	1	1	1	1	1	1
8	INSULATION - COMPRESSOR	PE	443303-01	1	1	1	1	1	1	1	x1	
		NP	443303-01								o1	1
9	GROMMET	-	434922-01	4	4	4	4	4	4	4	4	4
10	SPACER	-	434921-01	4	4	4	4	4	4	4	4	4
11	BOLT	8x45	437889-01	4	4	4	4	4	4	4	4	4
12	FAN MOTOR BRACKET	GS	327180-01	1	1	1	1	1	1	1	1	1
13	FAN MOTOR	U90B1, 7190-1031	440911-01	1	1	1	1	1	1	1	1	1
14	CAPACITOR	5MFD, 250V	443192-02	1	1	1	1	1	1	1	1	1
15	FAN BLADE	20569-17	437864-01	1	1	-						
		AD12CW25	4A0197-01			1	1	1	1	1	1	1
16	DRIER	KC-7071	427061-02	1	1	1	1	1	1	x1		
		C-0325-S	445007-01							o1	1	1
17	EXPANSION VALVE	HFE-10HHD-1	443305-01	2	2	2	2	2	2	2	2	2
18	FRAME SEAL	EPDM	323925-01	4	4	4	4	4	4	4	4	4
19	HOT GAS VALVE BRACKET	GS	442162-01	1	1	1	1	1	1	1	1	1

MODEL: KM-1200SAE TITLE: B. REFRIGERATION CIRCUIT													
INDEX NO.	DESCRIPTION	MATERIAL OR MODEL	PART NUMBER	REQUIRED NUMBER									
				B-1	C-0	C-1	D-0 E-0	E-1	F-0	F-1	G-0 G-1	H-0	
20	LINE VALVE BRACKET	GS	438213-02	1	x1								
		GS	438213-01		o1	1	1	1	1	1	1	1	1
21	PRESSURE SWITCH	ACB-2UB04	433441-05	1	1	1	1	1	1	1	1	1	1
22	PRESSURE SWITCH BRCKT.	GS	434938-01	1	1	1	1	1	1	1	1	1	1
23	COPPER TUBE - ACCESS VALVE	COPPER	443484-01	1	x1								
		COPPER	443484-02		o1	1	1	1	1	1	1	1	1
24	ACCESS VALVE	TCJ-2F15-HD	417366-01	2	x2								
		-	4A0204-01		o2	2	2	2	2	2	2	2	2
25	COPPER TUBE (A) - HIGH SIDE	COPPER	217929G01	1	1	1	1	1	1	1	1	1	1
26	STRAINER	-	441569-02	1	1	1	1	1	1	1	1	1	1
27	CHECK VALVE	YCV5-2	425342-01	2	2	2	2	2	2	2	2	2	2
28	COPPER TUBE - LINE VALVE	COPPER	329186G01	1	1	1	1	1	1	1	1	1	1
29	HEAT EXCHANGER	-	105939G01	1	1	1	1	1	1	1	1	1	1
30	COPPER TUBE (R) - LOW SIDE	COPPER	329184G01	1	1	1	1	1	1	1	1	1	1
31	COPPER TUBE (L) - LOW SIDE	COPPER	329185G01	1	1	1	1	1	1	1	1	1	1
32	COPPER TUBE - HOT GAS	COPPER	324207G01	1	x1								
		COPPER	3A0212G01		o1	1	1	1	1	1	1	1	1
33	COPPER TUBE - CAPILLARY	COPPER	443330G01	1	1	1	1	1	1	1	1	1	1
34	EXP. VALVE COVER (A)	PE FOAM	324214-01	2	2	2	2	2	2	2	2	2	2
35	EXP. VALVE COVER (B)	PE FOAM	324214-02	2	2	2	2	2	2	2	2	2	2
36	THERMISTOR	-	429006-03	1	1	1	1	1	1	1	1	1	1
37	HOLDER - THERMISTOR	COPPER	427430-01	1	1	1	1	1	1	1	1	1	1
38	INSULATION - THERMISTOR	PE FOAM	427441-01	1	1	1	1	1	1	1	1	1	1
39	HOLDER / EXP. VALVE - 3/8	SS	3A0107-01	1	1	1	1	1	1	1	1	1	1
40	INSULATED RUBBER TUBE	EPDM	323975G01	1	1	1	1	1	1	1	1	1	1
41	INSULATION	PE FOAM	436671-01	1	1	1	1	1	1	1	1	1	1
42	CLAMP	NO.4253	427902-05	3	3	x3							
	WIRE SADDLE	VWS4238-C	4A0338-02			o3	3	3	3	3	3	3	3

MODEL: KM-1200SAE TITLE: B. REFRIGERATION CIRCUIT													
INDEX NO.	DESCRIPTION	MATERIAL OR MODEL	PART NUMBER	REQUIRED NUMBER									
				B-1	C-0	C-1	D-0 E-0	E-1	F-0	F-1	G-0 G-1	H-0	
43	CABLE TIE	CV-200	7920-0010	9	10	10	10	10	10	10	10		
44	"C" CLAMP	CCO-12	7910C1200	1	1	1	1	1	1	-			
45	VALVE BODY	70	440352-01	3	3	3	3	3	3	3	3	3	
46	COIL - VALVE	ABS-25-1- HD-2	440353-01	3	3	3	3	3	3	3	3	3	
47	BOLT	4x6	440353F01	3	3	3	3	3	3	3	3	3	
48	CLAMP	SS	443461-02	2	2	2	2	2	2	2	2	2	
49	SELF-LOCKING NUT	No. 8-32	7N21I0832			4	4	4	4	4	4	4	
50	DRIER BRACKET	GS	4A0807-01						1	1	1	1	
51	COPPER TUBE (D) - HIGH SIDE	COPPER	4A0921-01						1	1	1	1	
52	INSULATION TUBE	L=40	7762-1020	2	3	3	3	3	3	3	3	3	
53	EVACUATION TUBE	COPPER	4A1212-01							1	1	1	
54	TEE	COPPER	436000-13							1	1	1	





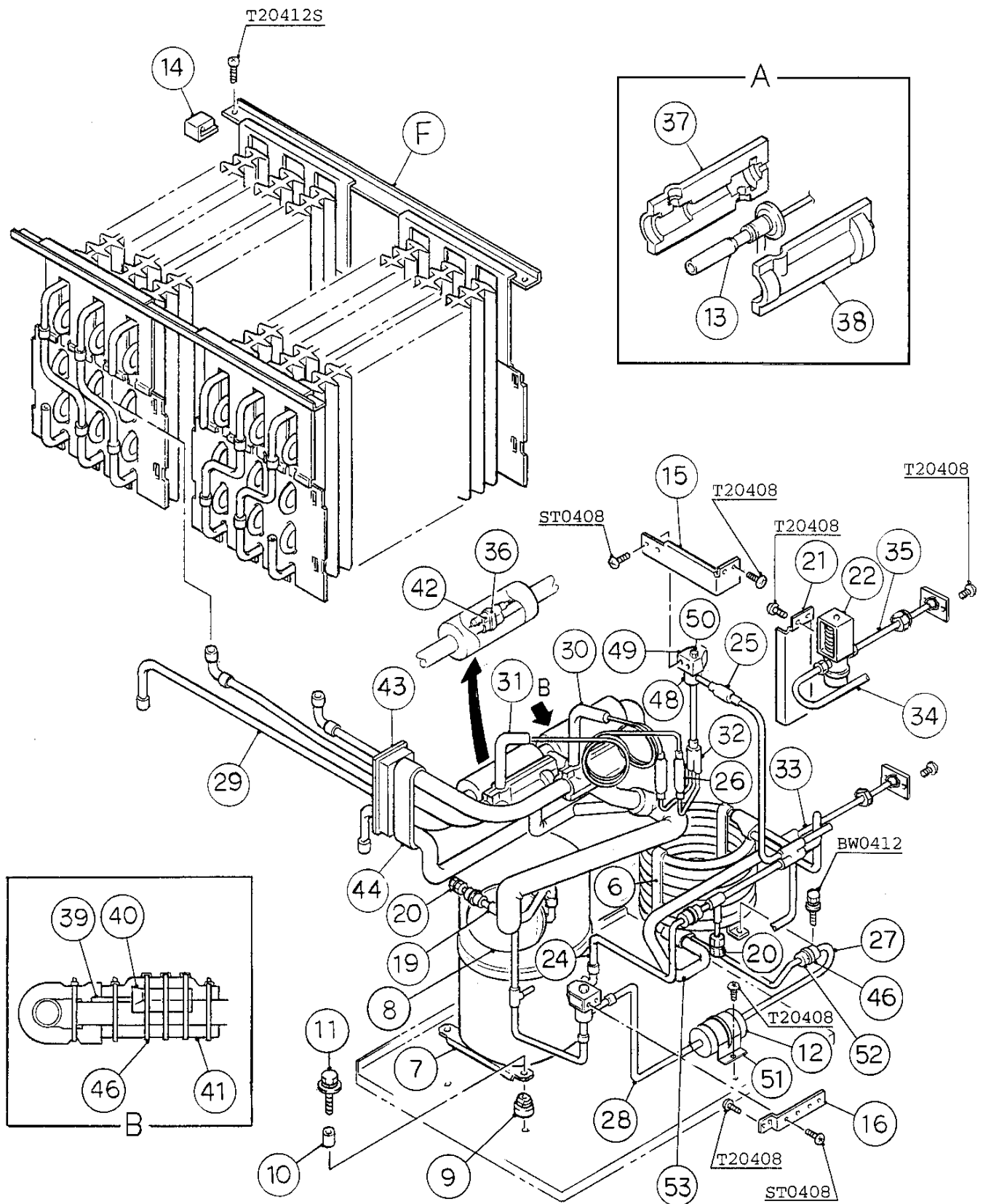


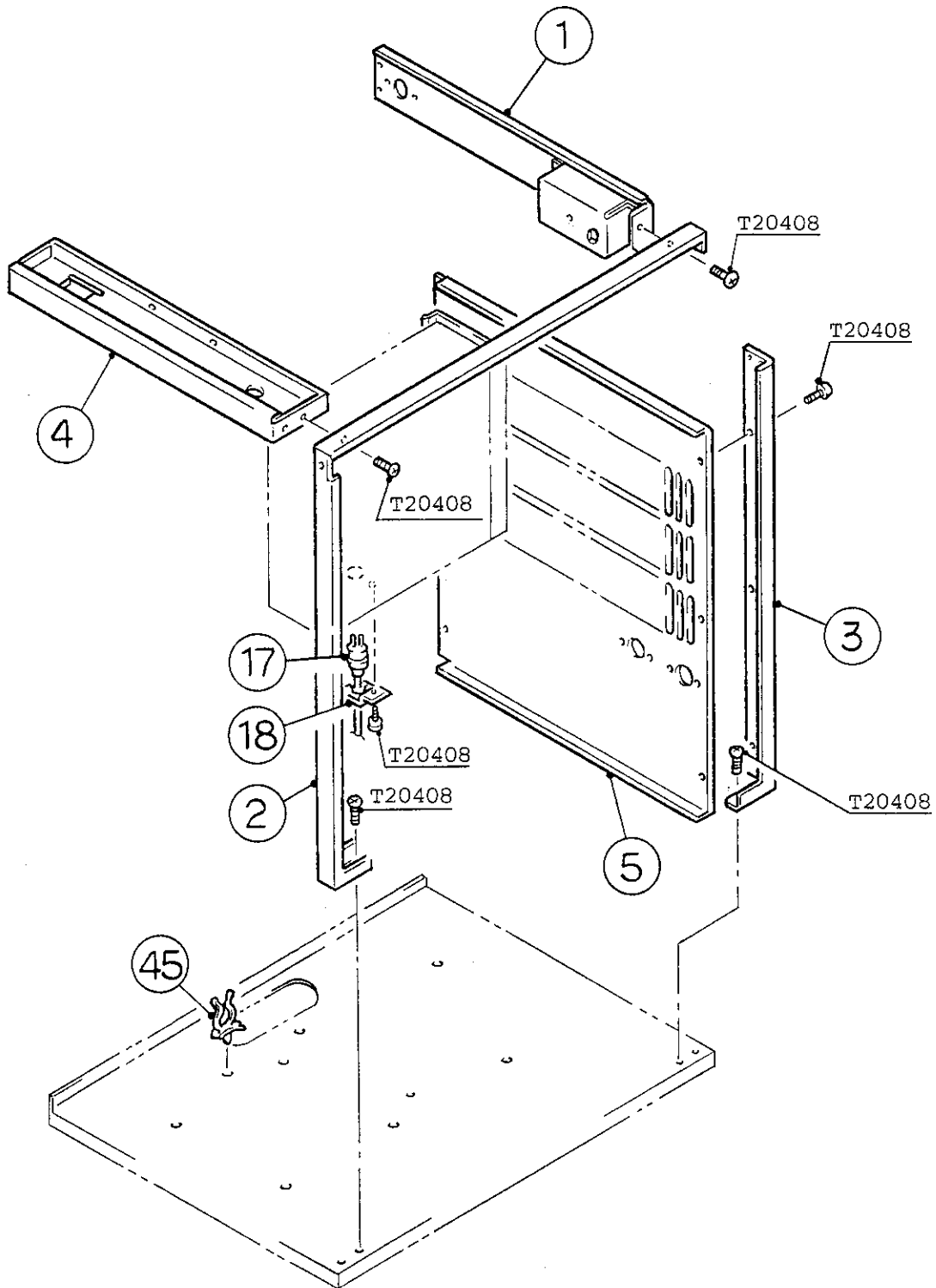
HA

KM-1200SWE

B. REFRIGERATION CIRCUIT (1/2)

F-1, G-0, G-1, H-0, H-1



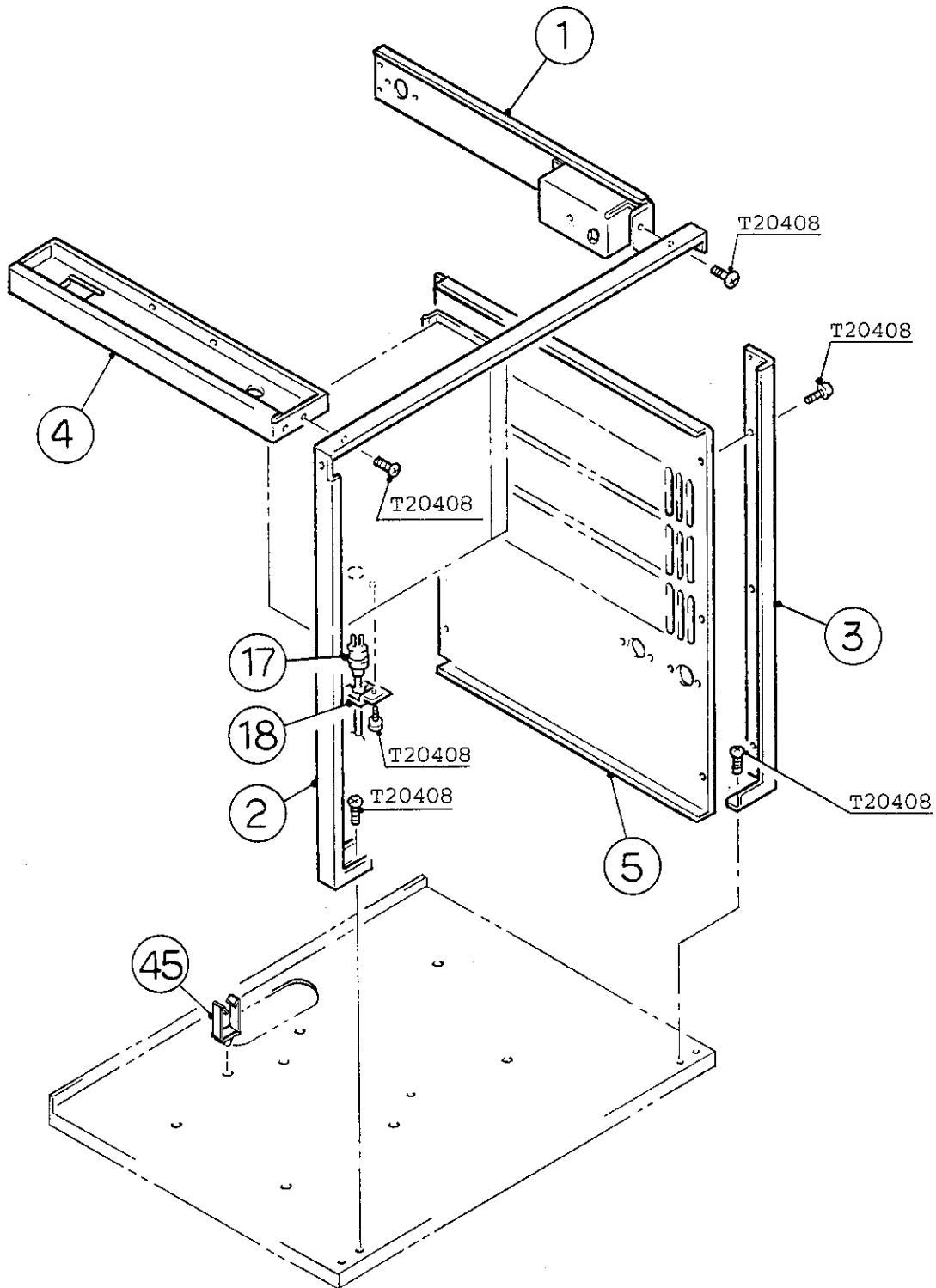


HA

KM-1200SWE

B. REFRIGERATION CIRCUIT (2/2)

C-1, D-0, E-0, E-1,
F-0, F-1, G-0, G-1,
H-0, H-1



MODEL: KM-1200SWE TITLE: B. REFRIGERATION CIRCUIT													
INDEX NO.	DESCRIPTION	MATERIAL OR MODEL	PART NUMBER	REQUIRED NUMBER									
				B-1	C-0	C-1	D-0 E-0	E-1	F-0	F-1	G-0 G-1	H-0	H-1
F	EVAPORATOR	-	104696A01	1	1	1	1	1	1	1	1	1	1
1	REAR FRAME	GS	439285G02	1	1	-							
		GS	439285G03			1	1	-					
		GS	439285G04					1	1	1	1	1	1
2	SIDE FRAME (A)	GS	213688G01	1	1	1	1	1	x1				
		GS	219472G01							o1	1	1	1
3	SIDE FRAME (B)	GS	323901G01	1	1	1	1	1	1	1	1	1	1
4	FRONT FRAME	GS	325857G01	1	1	x1							
	FRONT FRAME (A)	GS	325857-01			o1	1	1	1	1	1	1	1
5	REAR PANEL (A)	GS	213778-01	1	1	-							
		GS	2A0158-01			1	1	-					
		GS	2A0158-02					1	1	1	1	1	1
6	CONDENSER - WATER-COOLED	(S-0725)	215545G01	1	1	1	1	1	1	1	1	1	1
7	COMPRESSOR	CR30K6-PFV	443304-01	1	1	1	1	1	1	1	1	1	1
8	INSULATION - COMPRESSOR	PE	443303-01	1	1	1	1	1	1	1	x1		
		NP	443303-01									o1	1
9	GROMMET	-	434922-01	4	4	4	4	4	4	4	4	4	4
10	SPACER	-	434921-01	4	4	4	4	4	4	4	4	4	4
11	BOLT	8x45	437889-01	4	4	4	4	4	4	4	4	4	4
12	DRIER	KC-7071	427061-02	1	1	1	1	1	1	x1			
		C-0325-S	445007-01								o1	1	1
13	EXPANSION VALVE	HFE-10HHD-1	443305-01	2	2	2	2	2	2	2	2	2	2
14	FRAME SEAL	EPDM	323925-01	4	4	4	4	4	4	4	4	4	4
15	HOT GAS VALVE BRACKET	GS	442162-01	1	1	1	1	1	1	1	1	1	1
16	LINE VALVE BRACKET	GS	438213-02	1	x1								
		GS	438213-01		o1	1	1	1	1	1	1	1	1

MODEL: KM-1200SWE TITLE: B. REFRIGERATION CIRCUIT													
INDEX NO.	DESCRIPTION	MATERIAL OR MODEL	PART NUMBER	REQUIRED NUMBER									
				B-1	C-0	C-1	D-0 E-0	E-1	F-0	F-1	G-0 G-1	H-0	H-1
17	PRESSURE SWITCH	ACB-2UB02	433441-01	1	1	1	1	1	1	1	1	1	1
18	PRESSURE SWITCH BRACKET	GS	434938-01	1	1	1	1	1	1	1	1	1	1
19	COPPER TUBE - ACCESS VALVE	COPPER	443484-01	1	x1								
		COPPER	443484-02		o1	1	1	1	1	1	1	1	1
20	ACCESS VALVE	TCJ-2F15-HD	417366-01	2	x1								
		-	4A0204-01		o1	1	1	1	1	1	1	1	1
21	WATER REGULATOR BRCKT.	GS	434953-01	1	1	1	1	1	1	1	1	1	1
22	WATER REGULATOR	WV-4RHD-1	433996-01	1	1	1	1	1	1	1	1	1	1
23	FITTING	BRONZE	319972-01	2	2	-							
24	COPPER TUBE (A) - HIGH SIDE	COPPER	217926G01	1	1	1	1	1	1	1	1	1	1
25	STRAINER	-	441569-02	1	1	1	1	1	1	1	1	1	1
26	CHECK VALVE	YCV5-2	425342-01	2	2	2	2	2	2	2	2	2	2
27	COPPER TUBE (B) - HIGH SIDE	COPPER	324209G01	1	1	1	1	1	1	1	1	1	1
28	COPPER TUBE LINE - HIGH SIDE	COPPER	443327-01	1	1	1	1	1	1	1	1	1	1
29	HEAT EXCHANGER	-	105939G01	1	1	1	1	1	1	1	1	1	1
30	COPPER TUBE (R) - LOW SIDE	COPPER	329184G02	1	1	1	1	1	1	1	1	1	1
31	COPPER TUBE (L) - LOW SIDE	COPPER	329185G01	1	-								
		COPPER	329185G02		1	1	1	1	1	1	1	1	1
32	COPPER TUBE - HOT GAS	COPPER	324207G01	1	x1								
		COPPER	3A0212G01		o1	1	1	1	1	1	1	1	1
33	COPPER TUBE (A)	COPPER	324211G01	1	1	-							
		COPPER	4A0210G01			1	1	-					
		COPPER	4A0766G01					1	1	1	1	1	1
34	COPPER TUBE (B)	COPPER	324210G01	1	1	1	x1						
		COPPER	324210-01				o1	1	1	1	1	1	1
35	COPPER TUBE (C)	COPPER	434973G01	1	1	-							
		COPPER	4A0211G01			1	1	-					
		COPPER	4A0765G01					1	1	1	1	1	1

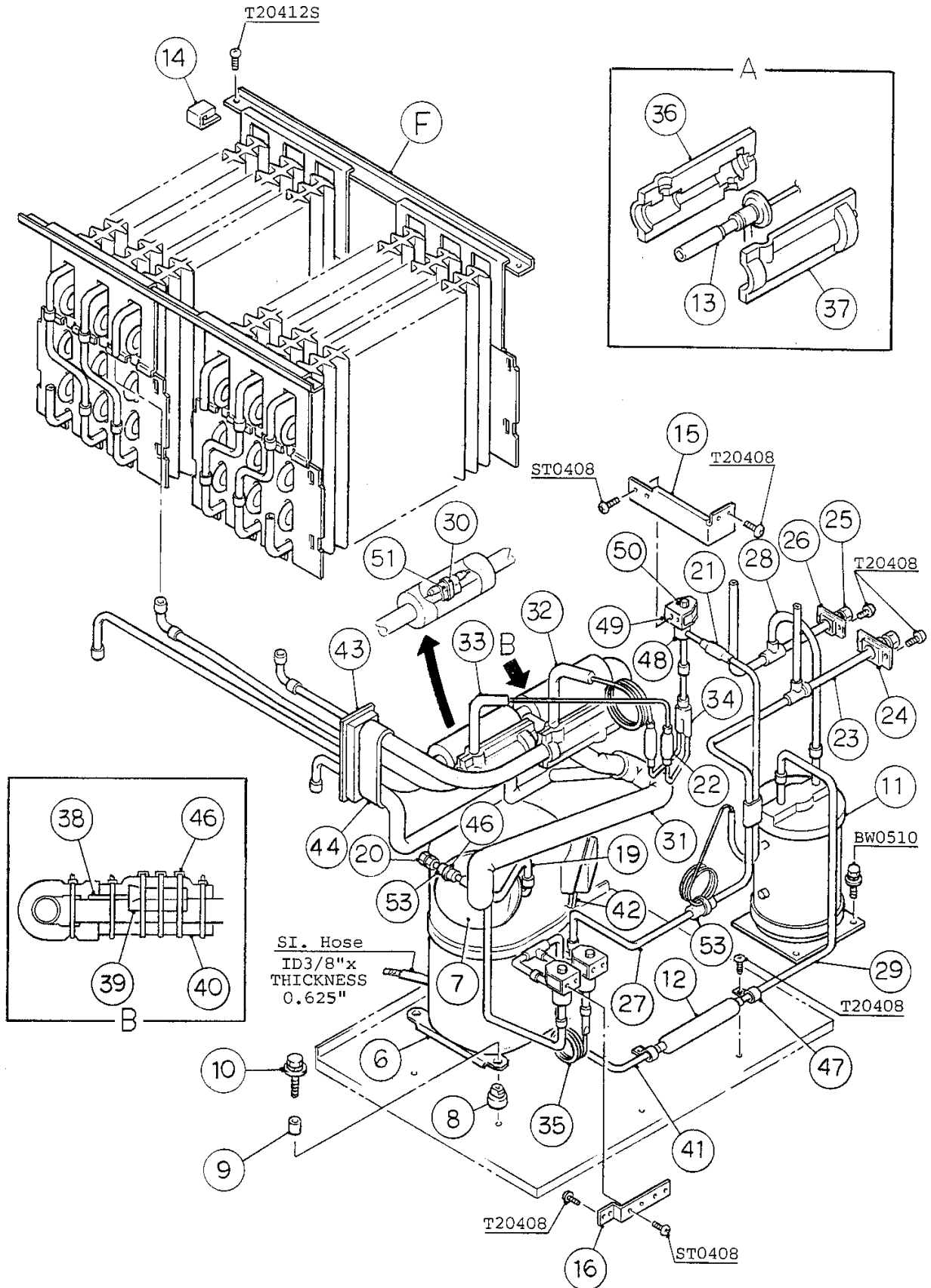
MODEL: KM-1200SWE TITLE: B. REFRIGERATION CIRCUIT													
INDEX NO.	DESCRIPTION	MATERIAL OR MODEL	PART NUMBER	REQUIRED NUMBER									
				B-1	C-0	C-1	D-0 E-0	E-1	F-0	F-1 G-0	G-1	H-0	H-1
36	CLAMP	SS	443461-02	2	2	2	2	2	2	2	2	2	2
37	EXP. VALVE COVER (A)	PE FOAM	324214-01	2	2	2	2	2	2	2	2	2	2
38	EXP. VALVE COVER (B)	PE FOAM	324214-02	2	2	2	2	2	2	2	2	2	2
39	THERMISTOR	-	429006-03	1	1	1	1	1	1	1	1	1	1
40	HOLDER - THERMISTOR	COPPER	427430-01	1	1	1	1	1	1	1	1	1	1
41	INSULATION - THERMISTOR	PE FOAM	427441-01	1	1	1	1	1	1	1	1	1	1
42	HOLDER / EXP. VALVE - 3/8	SS	3A0107-01	2	2	2	2	2	2	2	2	2	2
43	INSULATED RUBBER TUBE	EPDM	323975G01	1	1	1	1	1	1	1	1	1	1
44	INSULATION	PE FOAM	436671-01	1	1	1	1	1	1	1	1	1	1
45	CLAMP	NO.4253	427902-05	3	3	x3							
	WIRE SADDLE	VWS4238-C	4A0338-02			o3	3	3	3	3	3	3	3
46	CABLE TIE	CV-200	7920-0010	10	11	11	11	11	11	11	11	11	11
47	"C" CLAMP	CCO-12	7910C1200	2	2	2	2	2	2	-			
48	VALVE BODY	70	440352-01	2	2	2	2	2	2	2	2	2	2
49	COIL - VALVE	ABS-25-1-HD-2	440353-01	2	2	2	2	2	2	2	2	2	2
50	BOLT	4x6	440353F01	2	2	2	2	2	2	2	2	2	2
51	DRIER BRACKET	GS	4A0807-01							1	1	1	1
52	INSULATION TUBE	L=40	7762-1020	3	4	4	4	4	4	4	4	4	4
53	INSULATION TUBE	L=630	7762-2030	1	1	1	1	1	1	1	1	1	1
54	TEE	COPPER	435000-13								1	1	1
55	EVACUATION TUBE	COPPER	4A1212-01								1	1	1

HA

KM-1200SRE

B. REFRIGERATION CIRCUIT (1/2)

B-1, C-0, C-1, D-0
E-0, E-1, F-0

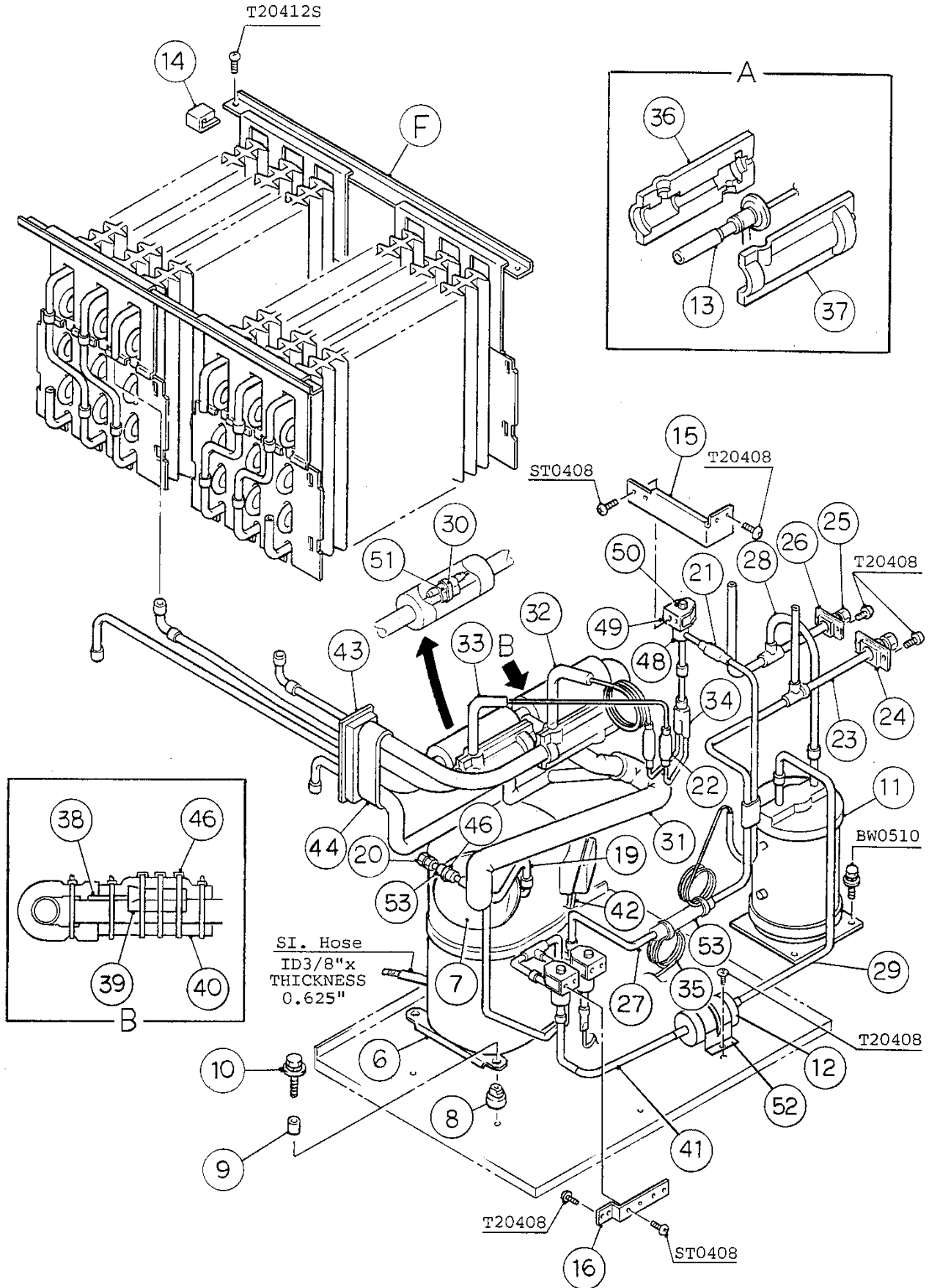


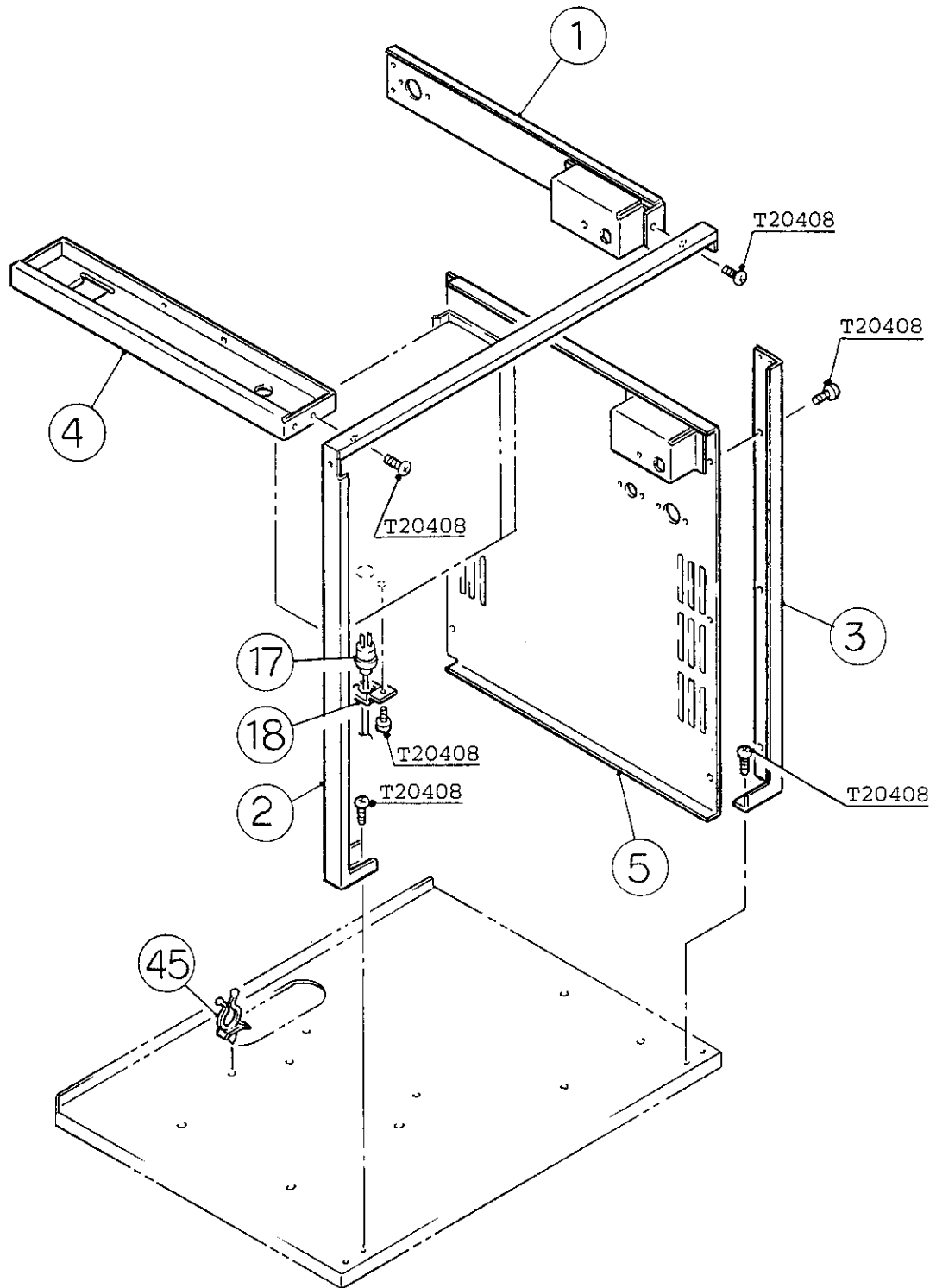
HA

KM-1200SRE

B. REFRIGERATION CIRCUIT (1/2)

F-1, G-0, G-1, H-0



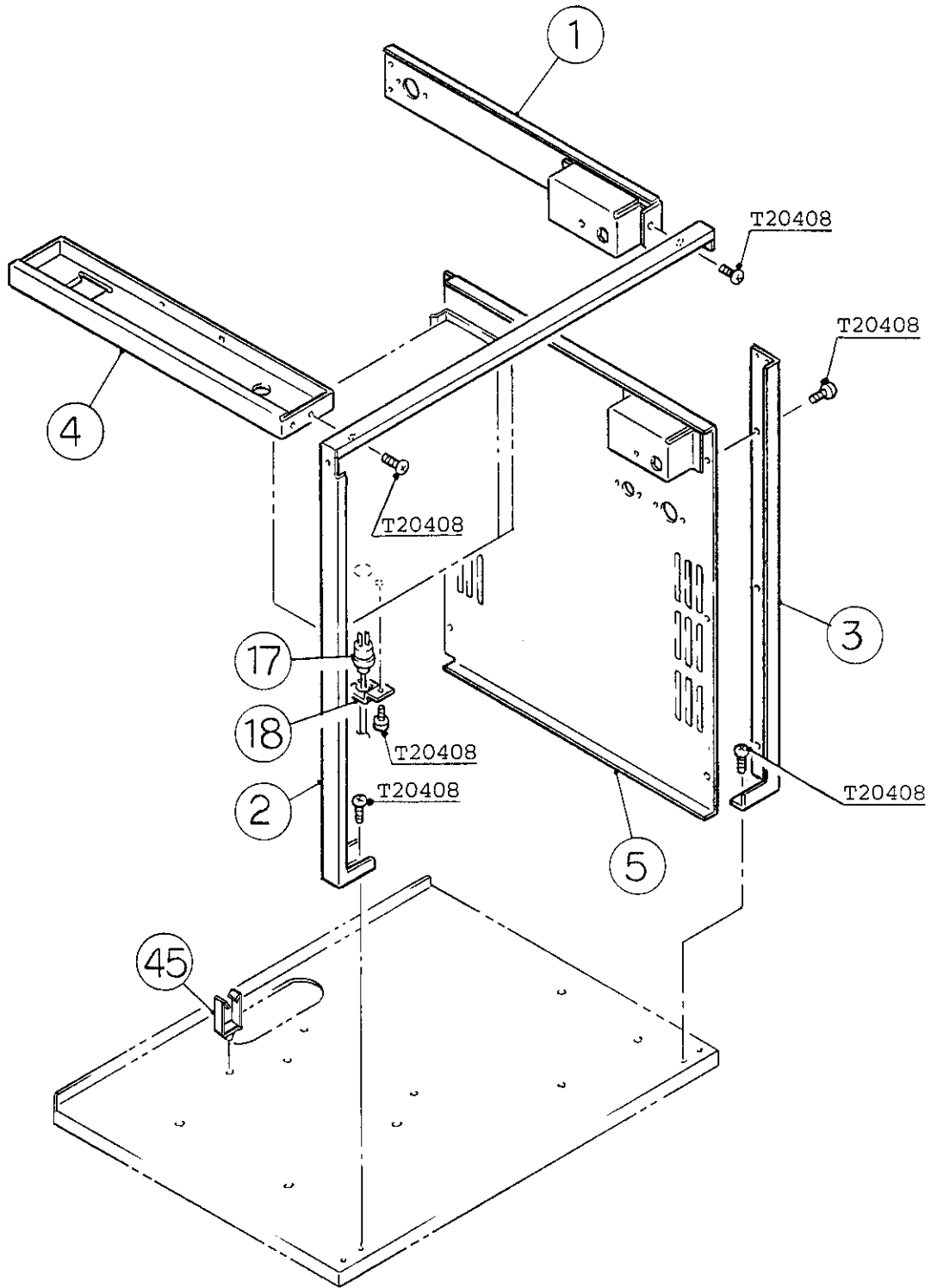


HA

KM-1200SRE

B. REFRIGERATION CIRCUIT (2/2)

C-1, D-0, E-0, E-1,
F-0, F-1, G-0, G-1,
H-0

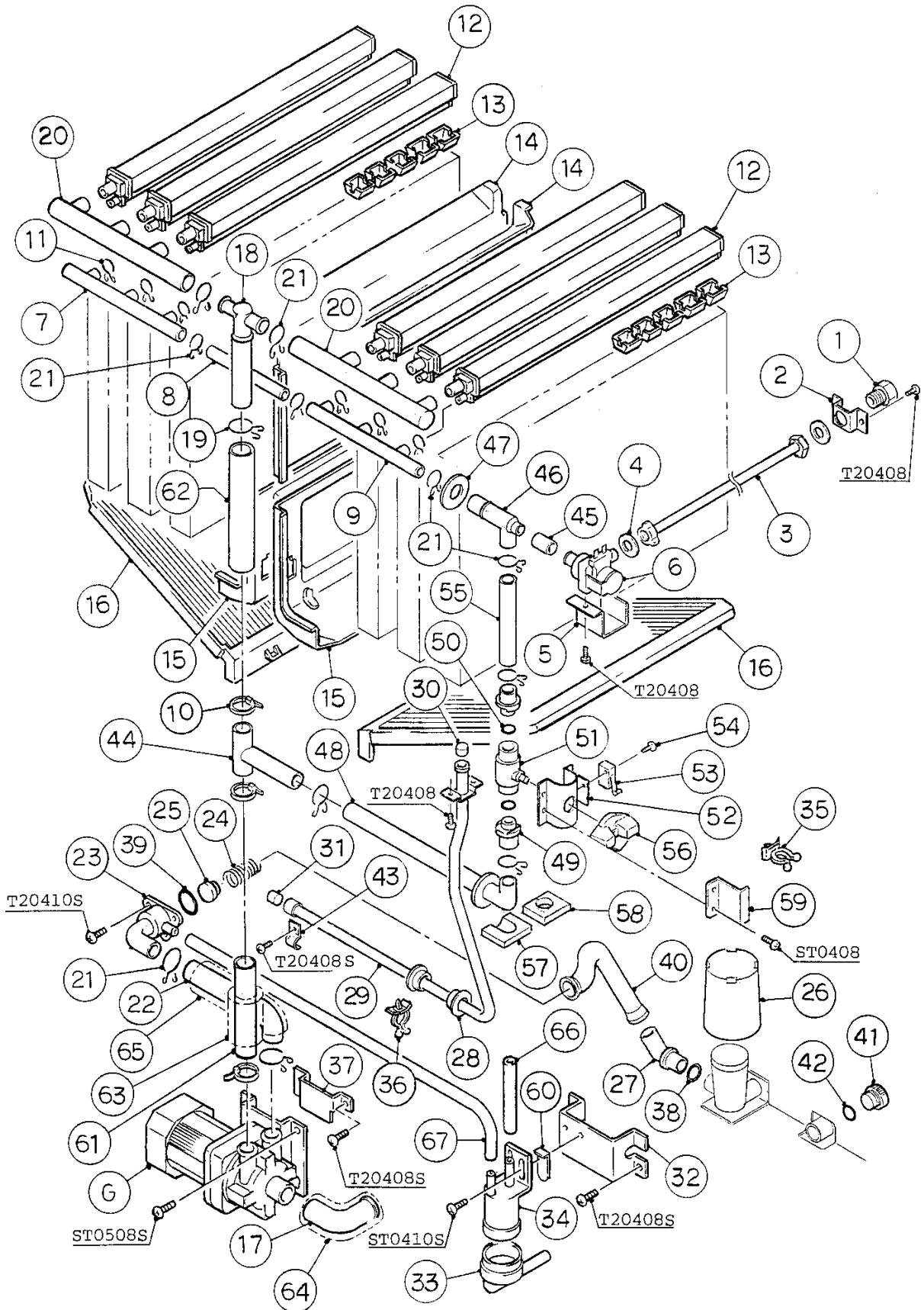


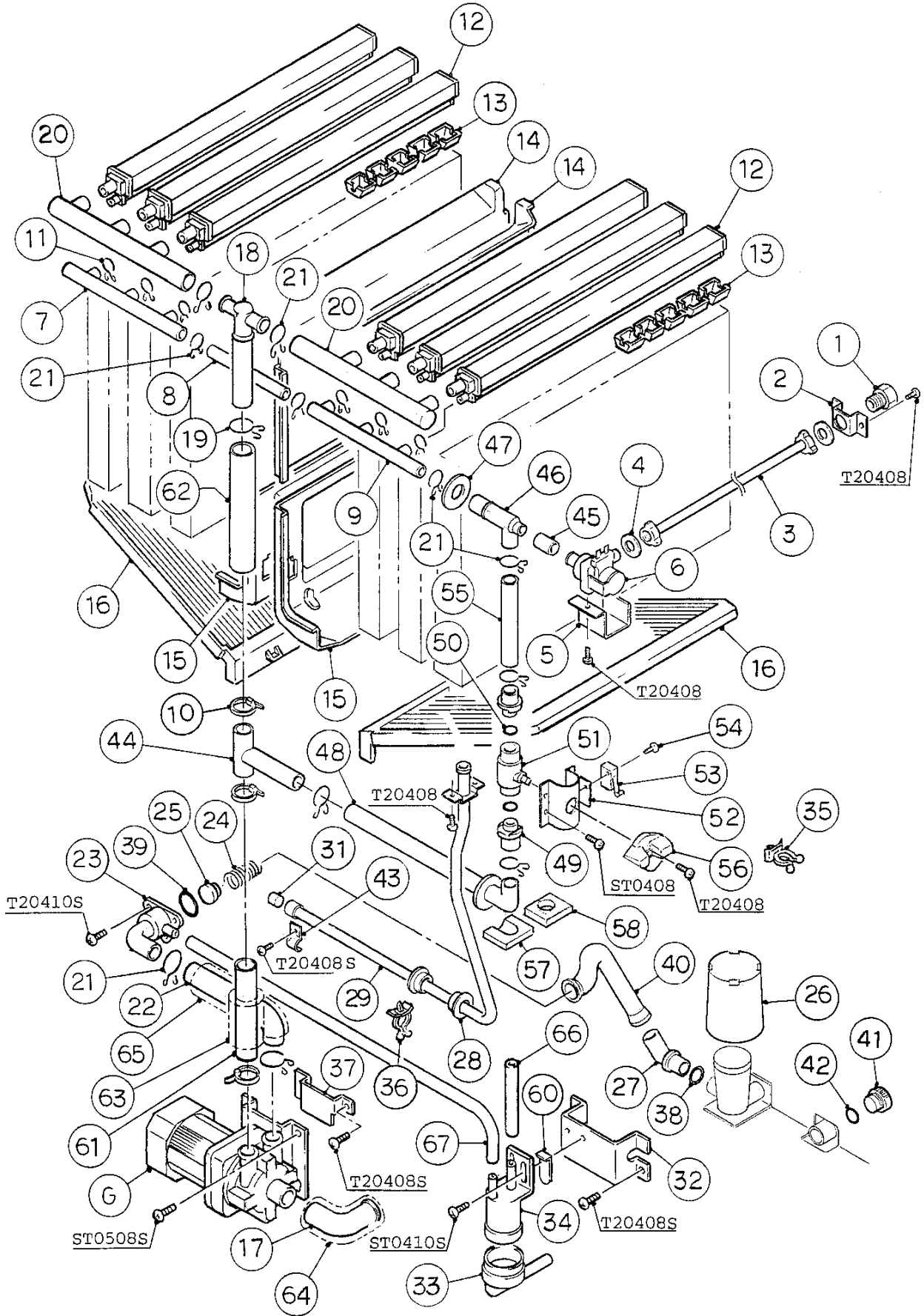
MODEL: KM-1200SRE TITLE: B. REFRIGERATION CIRCUIT													
INDEX NO.	DESCRIPTION	MATERIAL OR MODEL	PART NUMBER	REQUIRED NUMBER									
				B-1	C-0	C-1	D-0 E-0	E-1	F-0	F-1	G-0 G-1	H-0	
F	EVAPORATOR	-	104696A01	1	1	1	1	1	1	1	1	1	
1	REAR FRAME	GS	439285G02	1	1	-							
		GS	439285G03			1	1	-					
		GS	439285G04					1	1	1	1	1	
2	SIDE FRAME (A)	GS	213688G01	1	1	1	1	1	x1				
		GS	219472G01						o1	1	1	1	
3	SIDE FRAME (B)	GS	323901G01	1	1	1	1	1	1	1	1	1	
4	FRONT FRAME	GS	325857G01	1	x1								
		GS	325857-01		o1	1	1	1	1	1	1	1	
5	REAR PANEL	GS	213777G02	1	1	1	1	1	1	1	1	1	
6	COMPRESSOR	CR30K6-RFV	443304-02	1	1	1	1	1	1	1	1	1	
7	INSULATION - COMPRESSOR	PE	443303-01	1	1	1	1	1	1	1	x1		
		NP	443303-01								o1	1	
8	GROMMET	-	434922-01	4	4	4	4	4	4	4	4	4	
9	SPACER	-	434921-01	4	4	4	4	4	4	4	4	4	
10	BOLT	8x45	437889-01	4	4	4	4	4	4	4	4	4	
11	RECEIVER TANK	PR. MN	437652-01	1	1	1	1	1	1	1	1	1	
12	DRIER	KC-7071	427061-02	1	1	1	1	1	1	x1			
		C-0325-S	445007-01							o1	1	1	
13	EXPANSION VALVE	HFE-10HHD-1	443305-01	2	2	2	2	2	2	2	2	2	
14	FRAME SEAL	EPDM	323925-01	4	4	4	4	4	4	4	4	4	
15	HOT GAS VALVE BRACKET	GS	442162-01	1	1	1	1	1	1	1	1	1	
16	LINE VALVE BRACKET	GS	438213-02	1	x1								
		GS	438213-01		o1	1	1	1	1	1	1	1	
17	PRESSURE SWITCH	ACB-2UB04	433441-05	1	1	1	1	1	1	1	1	1	
18	PRESSURE SWITCH BRACKET	GS	434938-01	1	1	1	1	1	1	1	1	1	
19	COPPER TUBE-ACCESS VALVE	COPPER	443484-01	1	x1								
		COPPER	443484-02		1	1	1	1	1	1	1	1	
20	ACCESS VALVE	TCJ-2F15-HD	417366-01	1	x1								
		-	4A0204-01		o1	1	1	1	1	1	1	1	

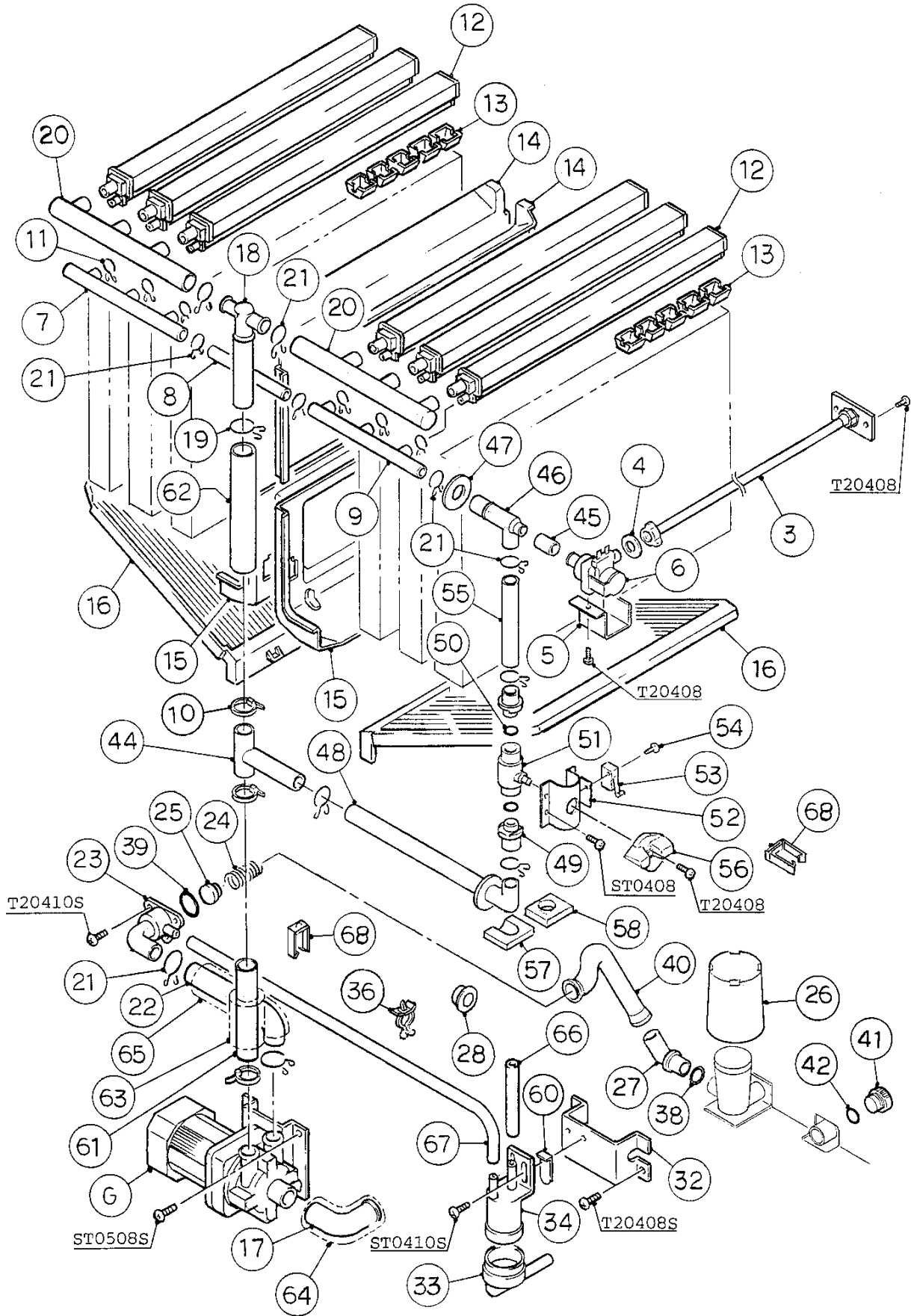
MODEL: KM-1200SRE TITLE: B. REFRIGERATION CIRCUIT													
INDEX NO.	DESCRIPTION	MATERIAL OR MODEL	PART NUMBER	REQUIRED NUMBER									
				B-1	C-0	C-1	D-0	E-0	E-1	F-0	F-1	G-0	G-1
21	STRAINER	-	441569-02	1	1	1	1	1	1	1	1	1	1
22	CHECK VALVE	YCV5-2	425342-01	2	2	2	2	2	2	2	2	2	2
23	COUPLING	COPPER	434136G01	1	1	1	1	1	1	1	1	1	1
24	TUBE HOLDER (L)	GS	438245-01	1	1	1	1	1	1	1	1	1	1
25	COUPLING	COPPER	433751G01	1	1	1	1	1	1	1	1	1	1
26	TUBE HOLDER (S)	GS	438246-01	1	1	1	1	1	1	1	1	1	1
27	COPPER TUBE (A) - HIGH SIDE	COPPER	217928G01	1	1	1	1	1	1	1	1	1	1
28	COPPER TUBE (B) - HIGH SIDE	COPPER	324213G01	1	1	1	1	1	1	1	1	1	1
29	COPPER TUBE (C) - HIGH SIDE	COPPER	324212-01	1	1	1	1	1	1	1	1	1	1
30	CLAMP	SS	443461-02	2	2	2	2	2	2	2	2	2	2
31	HEAT EXCHANGER	-	105939G03	1	1	1	1	1	1	1	1	1	1
32	COPPER TUBE (R) - LOW SIDE	COPPER	329184G01	1	1	1	1	1	1	1	1	1	1
33	COPPER TUBE (L) - LOW SIDE	COPPER	329185G01	1	1	1	1	1	1	1	1	1	1
34	COPPER TUBE - HOT GAS	COPPER	324207G01	1	x1								
		COPPER	3A0212G01		o1	1	1	1	1	1	1	1	1
35	COPPER TUBE CAPILLARY	COPPER	443330G02	1	1	1	1	1	1	1	1	1	1
36	EXP. VALVE COVER (A)	PE FOAM	324214-01	2	2	2	2	2	2	2	2	2	2
37	EXP. VALVE COVER (B)	PE FOAM	324214-02	2	2	2	2	2	2	2	2	2	2
38	THERMISTOR	-	429006-03	1	1	1	1	1	1	1	1	1	1
39	HOLDER - THERMISTOR	COPPER	427430-01	1	1	1	1	1	1	1	1	1	1
40	INSULATION - THERMISTOR	PE FOAM	427441-01	1	1	1	1	1	1	1	1	1	1
41	COPPER TUBE - LINE VALVE	COPPER	329186G01	1	1	1	1	1	1	1	1	1	1
42	CRANKCASE HEATER	CH101-2	443328-01	1	1	1	1	1	1	1	1	1	1
43	INSULATED RUBBER TUBE	EPDM	323975G01	1	1	1	1	1	1	1	1	1	1
44	INSULATION	PE FOAM	436671-01	1	1	1	1	1	1	1	1	1	1
45	CLAMP	NO.4253	427902-05	3	3	x3							
	WIRE SADDLE	VWS4238-C	4A0338-02			o3	3	3	3	3	3	3	3
46	CABLE TIE	CV-200	7920-0010	5	5	5	5	5	5	5	5	5	5
47	"C" CLAMP	CCO-12	7910C1200	2	2	2	2	2	2	-			

HA

MODEL: KM-1200SRE TITLE: B. REFRIGERATION CIRCUIT													
INDEX NO.	DESCRIPTION	MATERIAL OR MODEL	PART NUMBER	REQUIRED NUMBER									
				B-1	C-0	C-1	D-0	E-0	E-1 F-0	F-1 G-0	G-1	H-0	
48	VALVE BODY	70	440352-01	3	3	3	3	3	3	3	3	3	3
49	COIL - VALVE	ABS-25-1-HD-2	440353-01	3	3	3	3	3	3	3	3	3	3
50	BOLT	4x6	440353F01	3	3	3	3	3	3	3	3	3	3
51	HOLDER / EXP. VALVE - 3/8	SS	3A0107-01	2	2	2	2	2	2	2	2	2	2
52	DRIER BRACKET	GS	4A0807-01								1	1	1
53	INSULATION TUBE	L=40	7762-1020	2	2	2	2	2	2	2	2	2	2
54	TEE	COPPER	436000-13									1	1
55	EVACUATION TUBE	COPPER	4A1212-01									1	1





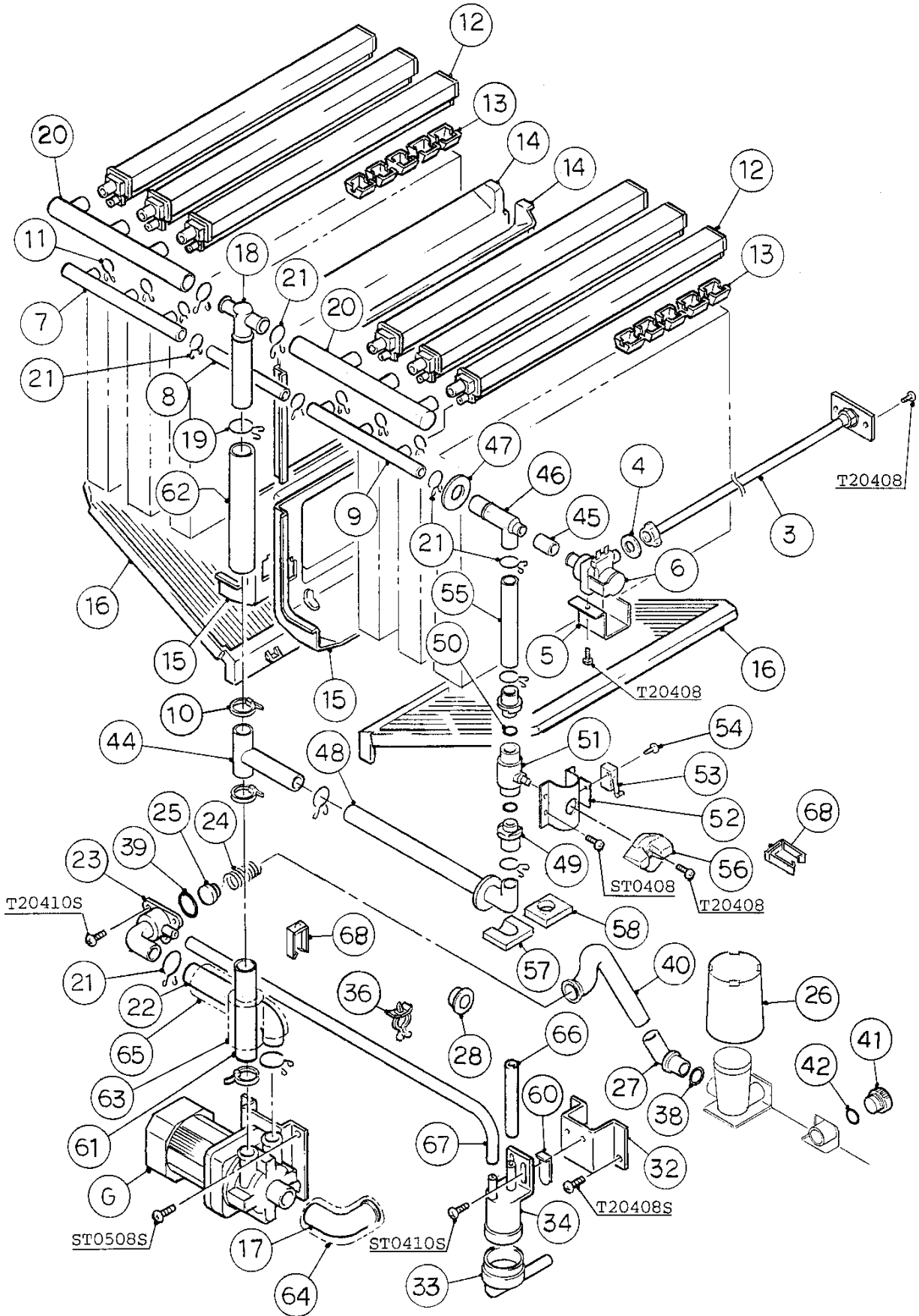


HA

KM-1200SAE, SWE, SRE

C. WATER CIRCUIT

E-1, F-0, F-1, G-0, G-1, H-0, H-1

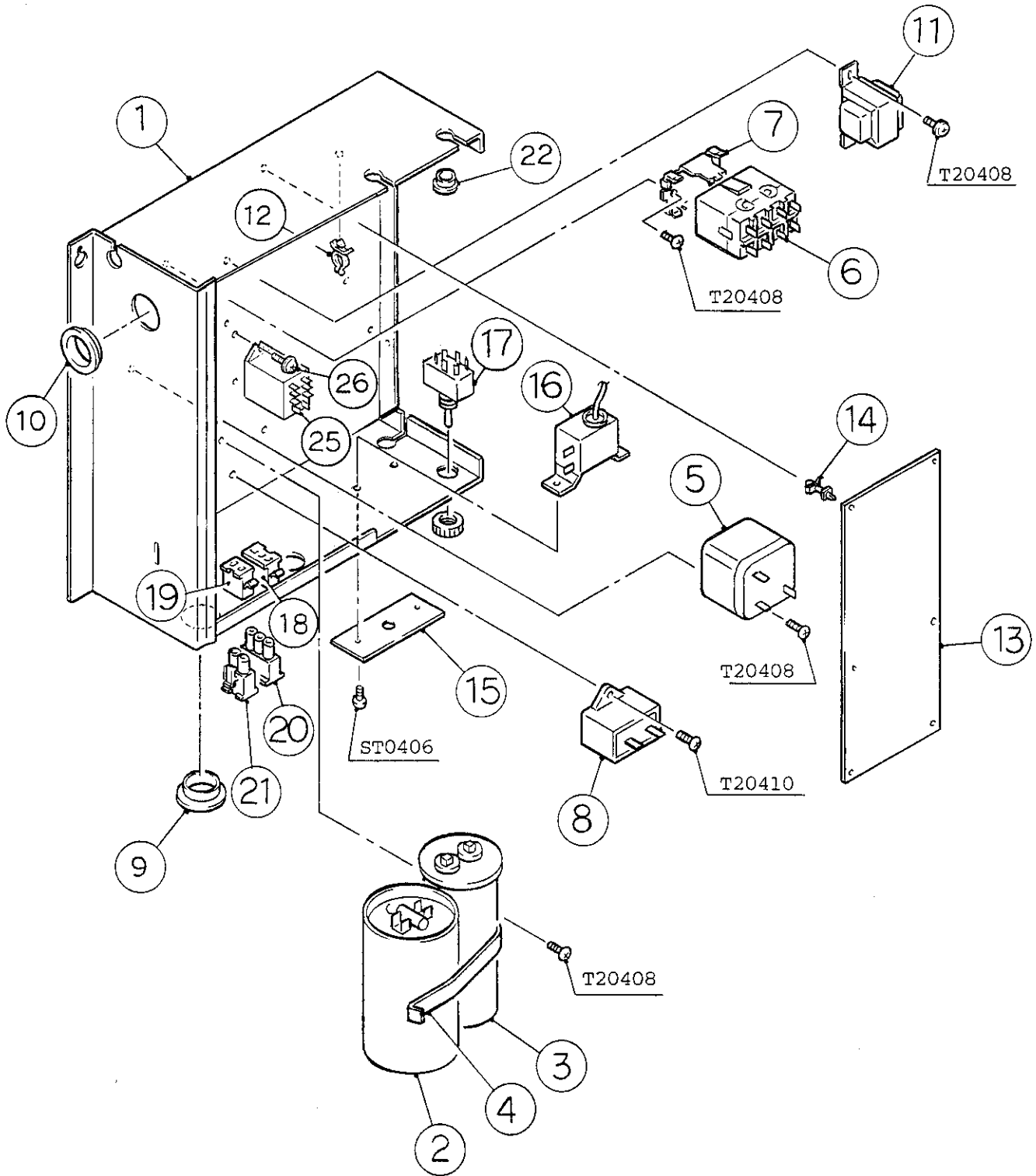


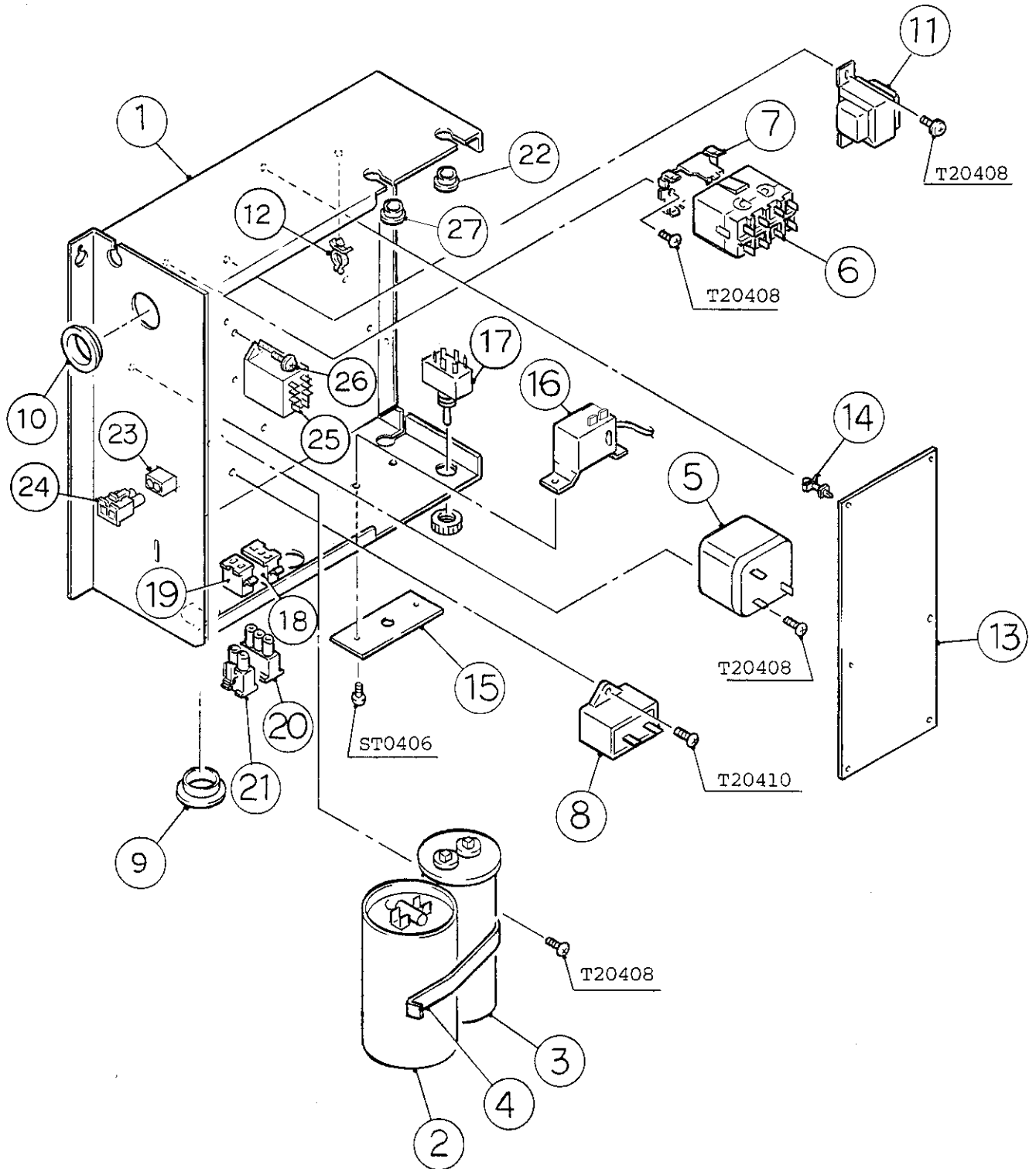
MODEL: KM-1200SAE, SWE, SRE TITLE: C. WATER CIRCUIT													
INDEX NO.	DESCRIPTION	MATERIAL OR MODEL	PART NUMBER	REQUIRED NUMBER									
				B-1	C-0	C-1	D-0 E-0	E-1	F-0	F-1 G-0	G-1	H-0	H-1
G	PUMP MOTOR ASSEMBLY	(S-0730)	215692A01	1	1	1	1	1	1	1	1	1	1
1	FITTING - INLET	BRASS	436552-01	1	1	-							
2	FITTING HOLDER - INLET	GS	436550-01	1	1	-							
3	WATER SUPPLY PIPE	COPPER	436670G01	1	x1								
		COPPER	4A0156G01		o1	-							
		COPPER	4A0207G01			1	1	-					
		COPPER	4A0768G01					1	1	1	1	1	1
4	RUBBER GASKET	NR	413854-01	2	2	1	1	-					
		SI.R	413854-03					1	1	1	1	1	1
5	WATER VALVE BRACKET	GS	321443-01	1	1	1	1	1	1	1	1	1	1
6	WATER VALVE	J248-030	3U0111-01	1	1	1	1	1	1	1	1	1	1
7	DISTRIBUTOR HOSE (A)	EPDM	325738-01	1	1	1	1	1	1	1	x1		
		SANTOPRENE	325738-01									o1	1
8	JOINT PIPE	ABS	439297-01	1	1	1	1	1	1	1	1	1	1
9	DISTRIBUTOR HOSE (B)	EPDM	325738-02	1	1	1	1	1	1	1	x1		
		SANTOPRENE	325738-02									o1	1
10	CABLE TIE	CV-200	7920-0010		3	3	3	3	3	3	3	3	3
11	HOSE CLAMP	SS, 13.5 mm	427443-07	6	6	6	6	6	6	6	6	6	6
12	SPRAY TUBE	ABS	437049G01	6	6	6	6	6	6	6	6	6	6
13	SPRAY GUIDE (A)	PE	208586-01	18	18	18	18	18	18	18	18	18	18
14	SEPARATOR (A)	ABS	213622-01	2	2	2	2	2	2	2	2	2	2
15	SEPARATOR (B)	ABS	213623G01	2	x2								
		ABS	2A0100-01		o2	2	2	2	2	2	2	2	2
16	CUBE GUIDE	ABS	214243-01	2	2	2	2	2	2	2	2	2	2
17	HOSE (A)	EPDM	435091-01	1	1	1	1	1	1	1	1	1	1
18	DISTRIBUTOR	ABS	438276G01	1	1	1	1	1	1	1	1	1	1
19	HOSE CLAMP	SS, 32 mm	427443-09	4	1	2	2	2	2	2	2	2	2
20	DISTRIBUTOR HOSE (C)	EPDM	323985-01	2	2	2	2	2	2	2	2	2	2
21	HOSE CLAMP	SS, 25 mm	427443-03	11	11	11	11	11	11	11	11	11	11

MODEL: KM-1200SAE, SWE, SRE TITLE: C. WATER CIRCUIT													
INDEX NO.	DESCRIPTION	MATERIAL OR MODEL	PART NUMBER	REQUIRED NUMBER									
				B-1	C-0	C-1	D-0 E-0	E-1	F-0	F-1 G-0	G-1	H-0	H-1
22	HOSE (B)	EPDM	436599-01	1	1	1	1	1	1	1	1	1	1
23	VALVE HOUSING - DRAIN	ABS	323613-01	1	1	1	1	1	1	1	1	1	1
24	SPRING	SS	322685-01	1	1	1	1	1	x1				
		SS	322110-01						o1	1	1	1	1
25	VALVE SHEET	EPDM	433705-01	1	1	1	1	1	1	1	1	1	1
26	OVERFLOW CAP	PE	323978-01	1	1	1	1	1	1	1	1	1	1
27	JOINT - OVERFLOW	ABS	323923-02	1	1	1	1	1	1	1	1	1	1
28	BUSHING	SB-1093-15	420470-03	2	2	2	2	2	2	2	2	x2	
		SB-1500-21	420470-06									o2	2
29	CONDUIT	COPPER	323905G01	1	x1								
		COPPER	3A0216-01		o1	-							
30	BUSHING	SB-625-8	420470-01	1	-								
31	BUSHING	OCB-500	428394-02	1	x1								
		OCB-437	428394-06		o1	-							
32	FLOAT SWITCH BRACKET	SS	323906-01	1	1	1	1	-					
		SS	3A0449-01					1	1	1	1	1	1
33	CONNECTOR - FLOAT SWITCH	EPDM	426799-04	1	1	1	1	1	1	1	1	1	1
34	FLOAT SWITCH	FS-0893B-1	433535-02	1	1	1	1	1	x1				
		163795	4A0886-01						o1	1	1	1	1
35	CLAMP	No. 248	427902-04	5	5	-							
36	CLAMP	No.4253	427902-05	1	1	1	1	1	1	1	1	1	1
37	BARRIER	SS	436913-01	1	1	-							
38	"O" RING	1AP18	7611-P018	1	1	1	1	1	1	1	1	1	1
39	"O" RING	1AG35	7611-G035	1	1	1	1	1	1	1	1	1	1
40	DRAIN HOSE	EPDM	324757-01	1	1	1	1	1	1	1	1	1	1
41	DRAIN	AC	309246-01	1	1	1	1	1	1	1	1	1	1
42	"O" RING	1AP15	7611-P015	1	1	1	1	1	1	1	1	1	1
43	"C" CLAMP	CCO-12	7910C1200	1	1	-							
44	DISTRIBUTOR (C)	ABS	439238-01	1	1	1	1	1	1	1	1	1	1

MODEL: KM-1200SAE, SWE, SRE TITLE: C. WATER CIRCUIT													
INDEX NO.	DESCRIPTION	MATERIAL OR MODEL	PART NUMBER	REQUIRED NUMBER									
				B-1	C-0	C-1	D-0	E-0	E-1	F-0 F-1	G-0 G-1	H-0	H-1
45	JOINT HOSE	EPDM	439296-01	1	1	1	1	1	1	1	1	1	1
46	DISTRIBUTOR (B)	ABS	439239-01	1	1	1	1	1	1	1	1	1	1
47	FLANGE	EPDM	439267-02	1	1	1	1	1	1	1	1	1	1
48	BY-PASS HOSE	EPDM	439237-02	1	1	1	1	1	1	1	1		
49	MALE ADAPTOR	ABS, (442137A01)	325826-01	2	2	2	2	2	2	2	2	2	2
50	"O" RING	1AP18, (442137A01)	7611-P018	2	2	2	2	2	2	2	2	2	2
51	BALL VALVE	PVC, (442137A01)	439293-01	1	1	1	1	1	1	1	1	1	1
52	VALVE HOLDER	GS	325825-01	1	1	1	1	1	1	1	1	1	1
53	MICRO SWITCH	AH-8064	436386-01	1	x1								
		ABV1636614F01	444193-01		o1	x1							
		V3L-111-D8	4A0365-01			o1	1	1	1	1	1	1	1
54	TAPPING SCREW	3x14	431415-02	2	2	2	2	2	2	2	2	2	2
55	JOINT HOSE	EPDM	439309-02	1	1	1	1	1	1	1	1	1	1
56	HANDLE	JH1352	215383-01	1	1	1	1	1	1	1	1	1	1
57	CORNER INSULATION (A)	PE	439376-01	1	1	1	1	1	1	1	1	1	1
58	CORNER INSULATION (B)	PE	439392-01	1	1	1	1	1	1	1	1	1	1
59	HANDLE BRACKET	GS	439929-01	1	-								
60	FLOAT SWITCH STOP	SS	4A0137-01	1	1	1	1	1	1	1	1	1	1
61	VINYL HOSE	L=170	7716-2732	1	1	1	1	1	1	1	1	1	1
62	VINYL HOSE	L=230	7716-2732	1	1	1	1	1	1	1	1	1	1
63	INSULATION HOSE	L=80	7761-3252	1	1	1	x1						
			7762-3555				o1	1	1	1	1	1	1
64	INSULATION HOSE	L=120	7762-2943	1	1	1	x1						
			7762-3555				o1	1	1	1	1	1	1
65	INSULATION HOSE	L=150	7762-2943	1	1	1	x1						
			7762-3555				o1	1	1	1	1	1	1

MODEL: KM-1200SAE, SWE, SRE TITLE: C. WATER CIRCUIT													
INDEX NO.	DESCRIPTION	MATERIAL OR MODEL	PART NUMBER	REQUIRED NUMBER									
				B-1	C-0	C-1	D-0	E-0	E-1	F-0 F-1	G-0 G-1	H-0	H-1
66	VINYL HOSE	L=140	7716-0913	1	1	1	1	1	1	1	1	x1	
	SILICONE HOSE	L=140	7730I3812									o1	1
67	VINYL HOSE	L=390	7716-0913	1	1	1	1	1	1	1	1	x1	
	SILICONE HOSE	L=390	7730I3812									o1	x1
		L=390	7730I3896										o1
68	WIRE SADDLE	VWS4218-C	4A0338-01		x8								
		VWS4238-C	4A0338-02		o8	8	8	8	8	8	8	8	8



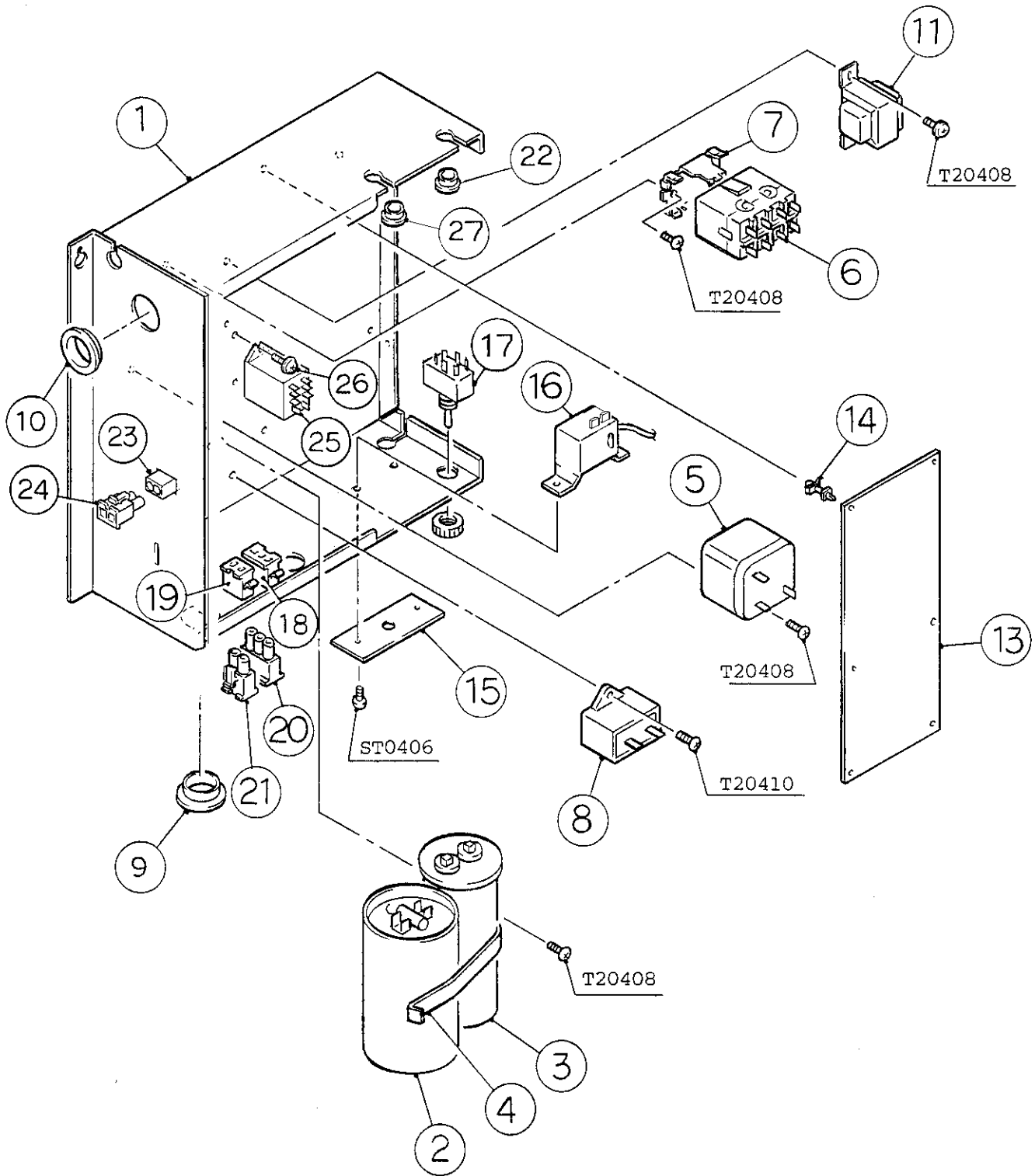


HA

KM-1200SAE

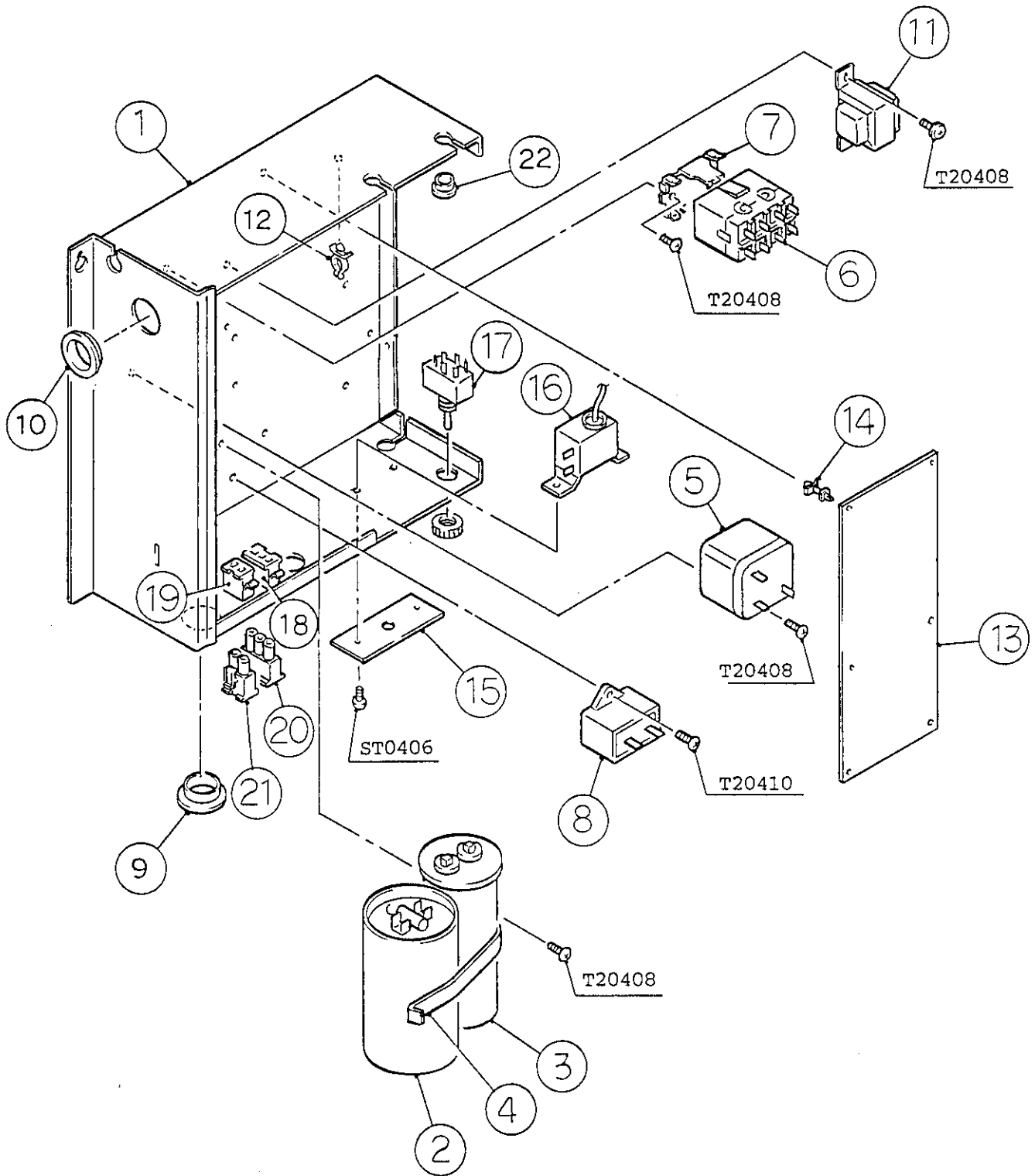
D. CONTROL BOX ASSEMBLY

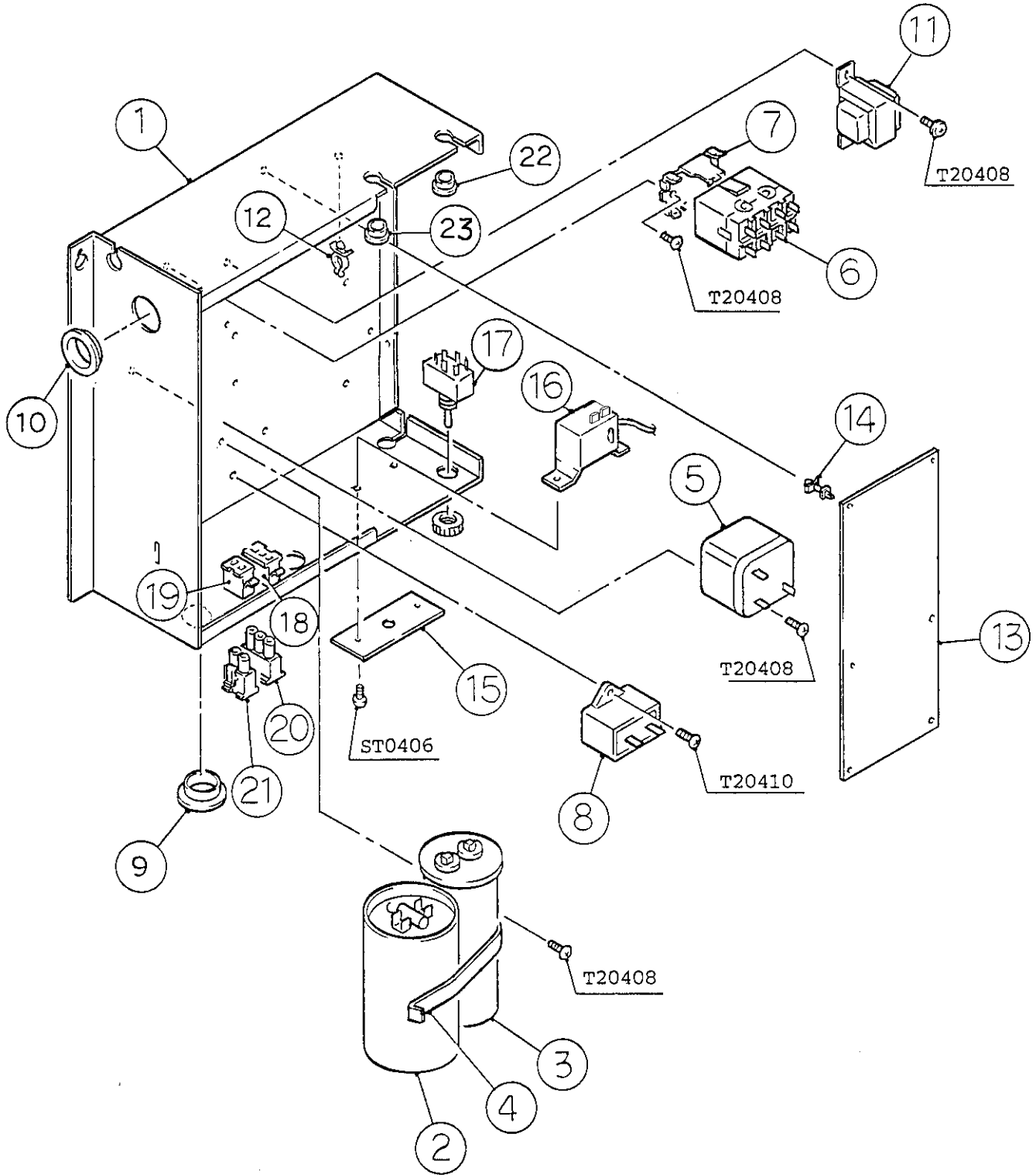
C-1, D-0, E-0, E-1, F-0,
F-1, G-0, G-1, H-0



MODEL: KM-1200SAE TITLE: D. CONTROL BOX ASSEMBLY													
INDEX NO.	DESCRIPTION	MATERIAL OR MODEL	PART NUMBER	REQUIRED NUMBER									
				B-1	C-0	C-1	D-0	E-0	E-1	F-0 F-1	G-0 G-1	H-0	
1	CONTROL BOX	GS	212608G05	1	x1								
		GS	2A0121G02		o1	1	1	1	1	1	1	1	1
2	CAPACITOR - STARTING	3535B8A0145	3A0076-01	1	1	1	1	1	1	1	1	1	1
		A250A5											
3	CAPACITOR	RS37B0035U	439943-01	1	1	1	1	1	1	1	1	1	1
		NHG03											
4	STRAP	GS	434580-04	1	1	1	1	1	1	1	1	1	1
5	STARTER	-	434923-01	1	1	1	1	1	1	1	1	1	1
6	MAGNETIC CONTACTOR	VC20	428393-01	1	1	1	1	1	1	1	1	1	1
7	BRACKET	-	428393F01	1	1	1	1	1	1	1	1	1	1
8	CAPACITOR	250VAC, 10MFD	443192-01	1	1	1	1	1	1	1	1	1	1
9	BUSHING	SB-1093-15	420470-03	1	1	1	1	1	1	1	1	1	1
10	BUSHING	SB-1093-13	420470-12	1	1	1	1	1	1	1	1	1	1
11	TRANSFORMER	BW48-005	3U1035-01	1	1	x1							
		26D285H	3A0172-01			o1	1	1	1	1	1	1	1
12	CLAMP	NO. 248	427902-04	1	1	-							
13	CONTROLLER BOARD	MY9KM910	2U0127-01	1	1	1	1	1	1	1	1	1	1
14	BOARD SUPPORT	KGLS-6S	414929-01	6	6	x6							
		CBLS18-M	4A0336-03			o6	6	6	6	6	6	6	6
15	CONTROL LABEL	PES FILM	434934-01	1	1	1	1	1	1	1	1	1	1
16	THERMOSTAT	YTB-3U106	433536-02	1	x1								
		A30-3815-00	439678-02		o1	1	1	x1					
		A30-3842-00	4A0738-02					o1	1	x1			
		A30-3842-00	4A0824-02							o1	1	1	1
17	TOGGLE SWITCH	8966K84	443119-01	1	1	1	1	1	1	1	1	1	1
18	3P PLUG HOUSING	3191-03P	412832-06	1	1	1	1	1	1	1	1	1	1
19	2P PLUG HOUSING	3191-02P	412832-07	2	1	1	1	1	1	1	1	1	1
20	3P RECEPTACLE HOUSING	3191-03R1	412831-06	1	1	1	1	1	1	1	1	1	1

MODEL: KM-1200SAE TITLE: D. CONTROL BOX ASSEMBLY													
INDEX NO.	DESCRIPTION	MATERIAL OR MODEL	PART NUMBER	REQUIRED NUMBER									
				B-1	C-0	C-1	D-0	E-0	E-1	F-0 F-1	G-0 G-1	H-0	
21	2P RECEPTACLE HOUSING	3191-02R1	412831-07	2	1	1	1	1	1	1	1	1	
22	BUSHING	OCB-500	428394-02	2	2	2	2	2	2	2	2	2	
23	2P PLUG HOUSING	3190-02P (RED)	412832-09		1	1	1	1	1	1	1	1	
24	2P RECEPTACLE HOUSING	3191-02RI (RED)	412831-09		1	1	1	1	1	1	1	1	
25	RELAY	LY1F	418271-03	1	x1								
		LY2F	406132-07		o1	1	1	1	1	1	1	1	
26	TAPPING SCREW	3x8	431415-01	2	2	2	2	2	2	2	2	2	
27	BUSHING	OCB-750	428394-01		1	x1							
		OCB-875	428394-04			o1	1	1	1	1	1	1	



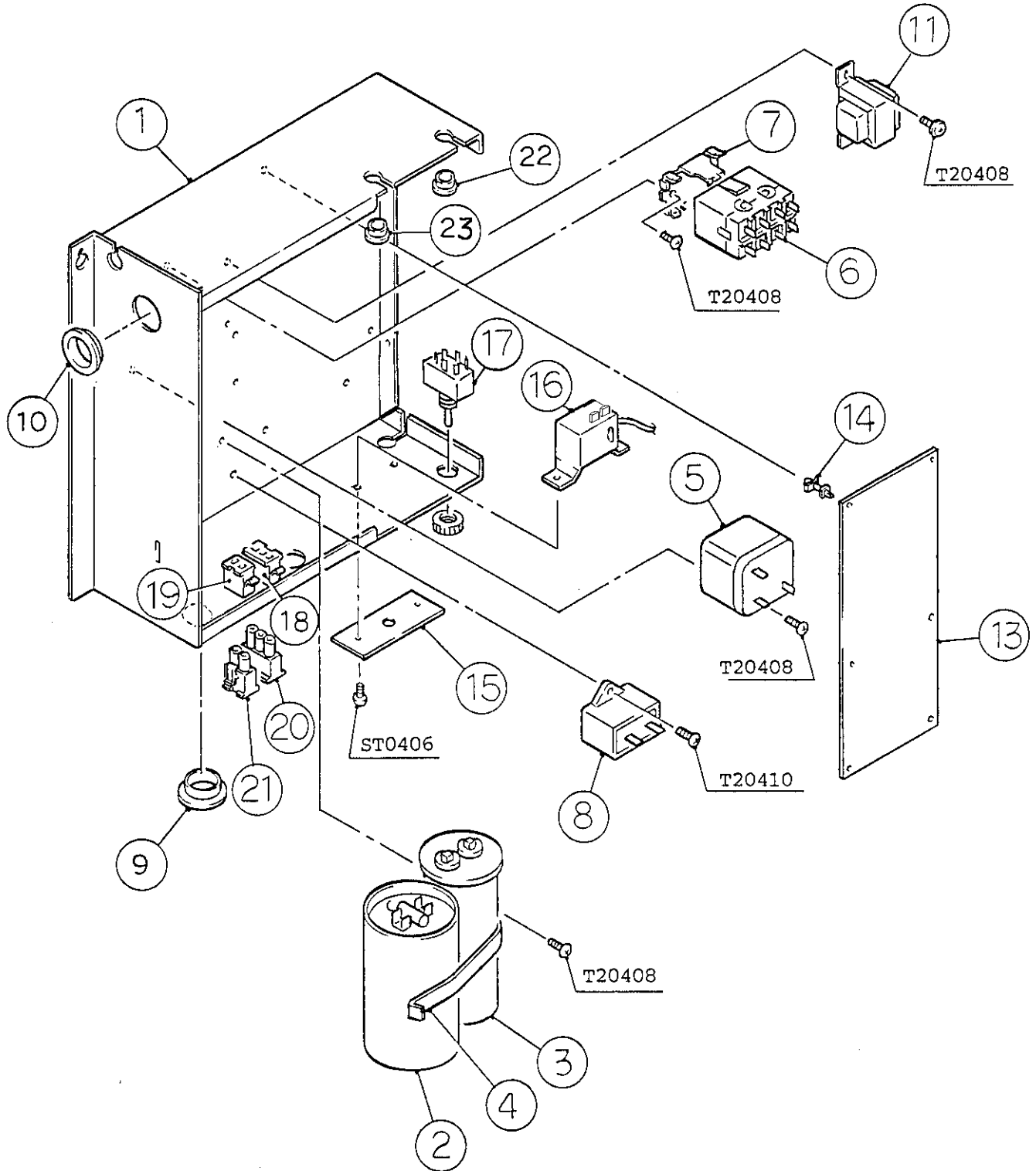


HA

KM-1200SWE

D. CONTROL BOX ASSEMBLY

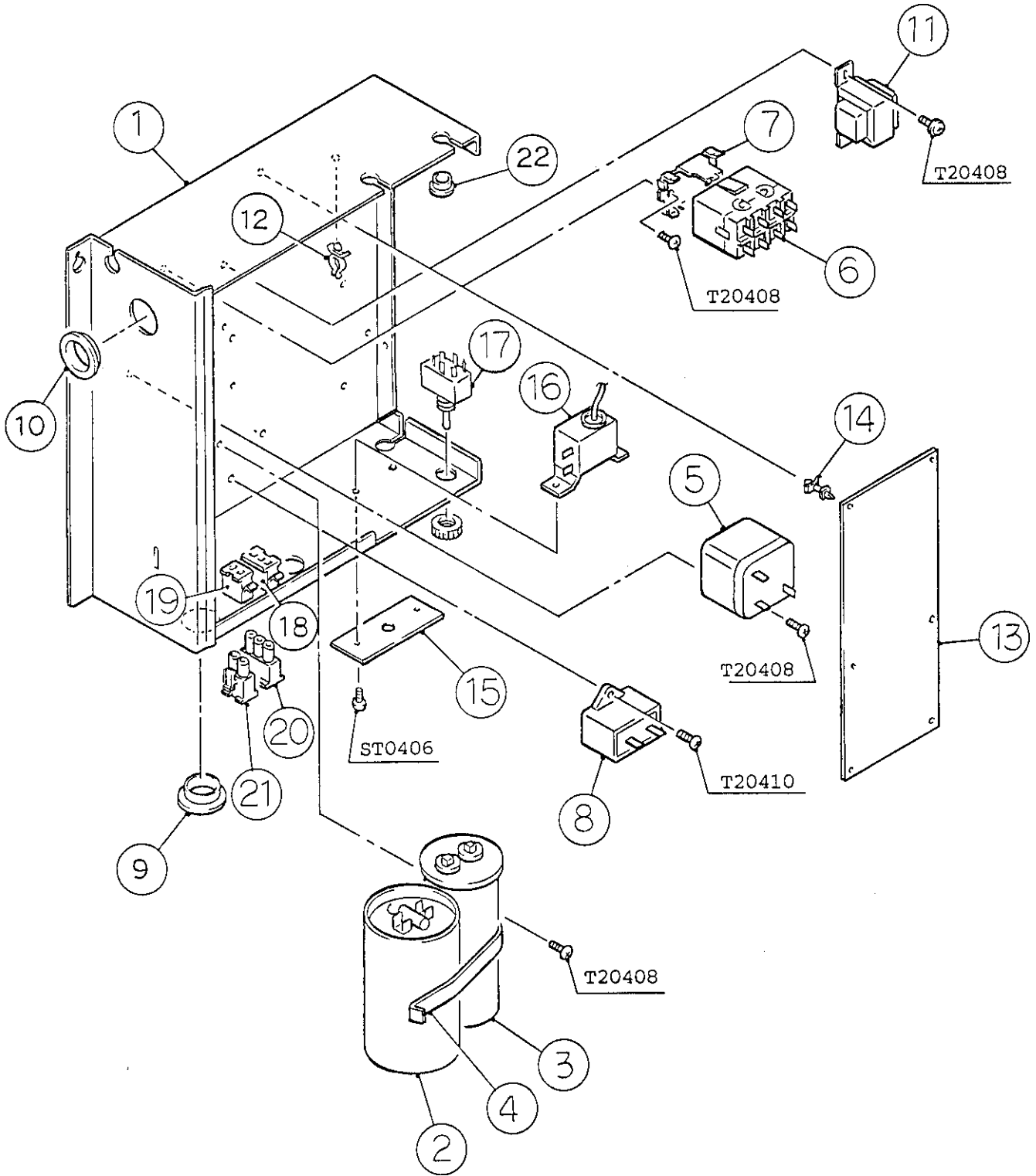
C-1, D-0, E-0, E-1, F-0,
F-1, G-0, G-1, H-0, H-1

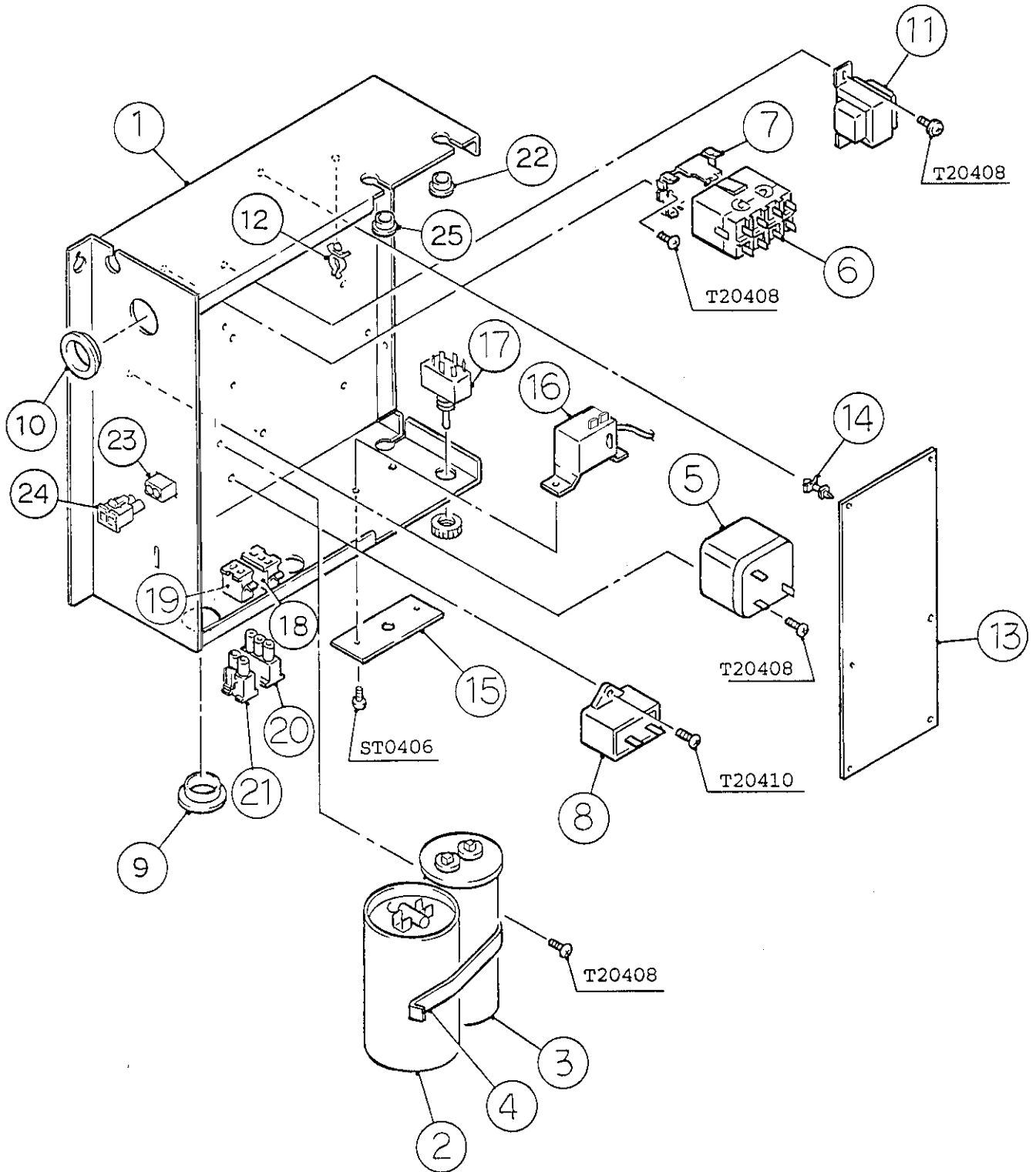


MODEL: KM-1200SWE TITLE: D. CONTROL BOX ASSEMBLY													
INDEX NO.	DESCRIPTION	MATERIAL OR MODEL	PART NUMBER	REQUIRED NUMBER									
				B-1	C-0	C-1	D-0	E-0	E-1	F-0 F-1	G-0 G-1	H-0	H-1
1	CONTROL BOX	GS	212608G03	1	x1								
		GS	2A0121G01		o1	1	1	1	1	1	1	1	1
2	CAPACITOR - STARTING	3535B8A0145 A250A5	3A0076-01	1	1	1	1	1	1	1	1	1	1
3	CAPACITOR	RS37B0035U NHG03	439943-01	1	1	1	1	1	1	1	1	1	1
4	STRAP	GS	434580-04	1	1	1	1	1	1	1	1	1	1
5	STARTER	-	434923-01	1	1	1	1	1	1	1	1	1	1
6	MAGNETIC CONTACTOR	VC20	428393-01	1	1	1	1	1	1	1	1	1	1
7	BRACKET	-	428393F01	1	1	1	1	1	1	1	1	1	1
8	CAPACITOR	250VAC, 10MFD	443192-01	1	1	1	1	1	1	1	1	1	1
9	BUSHING	SB-1093-15	420470-03	1	1	1	1	1	1	1	1	1	1
10	BUSHING	SB-1093-13	420470-12	1	1	1	1	1	1	1	1	1	1
11	TRANSFORMER	BW48-005	3U0135-01	1	1	x1							
		CBLS18-M	3A0172-01			o1	1	1	1	1	1	1	1
12	CLAMP	NO. 248	427902-04	1	1	-							
13	CONTROLLER BOARD	MY9KM910	2U0127-01	1	1	1	1	1	1	1	1	1	1
14	BOARD SUPPORT	KGLS-6S	414929-01	6	6	x6							
		CBLS18-M	4A0336-03			o6	6	6	6	6	6	6	6
15	CONTROL LABEL	PES FILM	434934-01	1									
16	THERMOSTAT	YTB-3U106	433536-02	1	x1								
		A30-3815-00	439678-02		o1	1	1	x1					
		A30-3842-00	4A0738-02					o1	1	x1			
		A30-3842-00	4A0824-02							o1	1	1	1
17	TOGGLE SWITCH	8966K84	443119-01	1	1	1	1	1	1	1	1	1	1
18	3P PLUG HOUSING	3191-03P	412832-06	1	1	1	1	1	1	1	1	1	1
19	2P PLUG HOUSING	3191-02P	412832-07	1	1	1	1	1	1	1	1	1	1
20	3P RECEPTACLE HOUSING	3191-03R1	412831-06	1	1	1	1	1	1	1	1	1	1

HA

MODEL: KM-1200SWE TITLE: D. CONTROL BOX ASSEMBLY													
INDEX NO.	DESCRIPTION	MATERIAL OR MODEL	PART NUMBER	REQUIRED NUMBER									
				B-1	C-0	C-1	D-0	E-0	E-1	F-0 F-1	G-0 G-1	H-0	H-1
21	2P RECEPTACLE HOUSING	3191-02R1	412831-07	1	1	1	1	1	1	1	1	1	1
22	BUSHING	OCB-500	428394-02	2	2	2	2	2	2	2	2	2	2
23	BUSHING	OCB-750	428394-01		1	x1							
		OCB-875	428394-04			o1	1	1	1	1	1	1	1



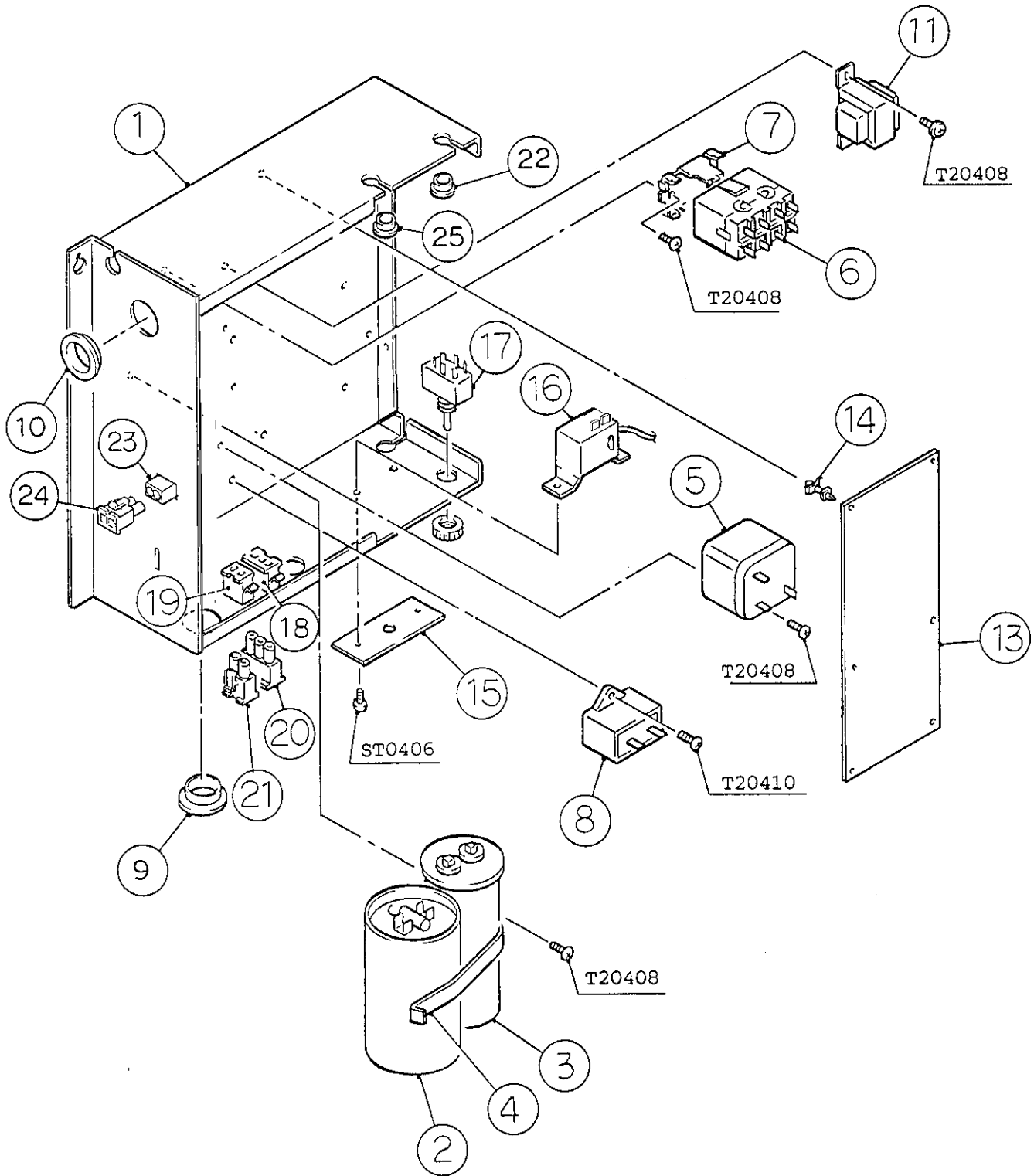


HA

KM-1200SRE

D. CONTROL BOX ASSEMBLY

C-1, D-0, E-0, E-1, F-0,
F-1, G-0, G-1, H-0



MODEL: KM-1200SRE TITLE: D. CONTROL BOX ASSEMBLY													
INDEX NO.	DESCRIPTION	MATERIAL OR MODEL	PART NUMBER	REQUIRED NUMBER									
				B-1	C-0	C-1	D-0	E-0	E-1	F-0 F-1	G-0 G-1	H-0	
1	CONTROL BOX	GS	212608G05	1	x1								
		GS	2A0121G02		o1	1	1	1	1	1	1	1	
2	CAPACITOR - STARTING	3535B8A0145 A250A5	3A0076-01	1	1	1	1	1	1	1	1	1	
3	CAPACITOR	RS37B0035U NHG03	439943-01	1	1	1	1	1	1	1	1	1	
4	STRAP	GS	434580-04	1	1	1	1	1	1	1	1	1	
5	STARTER	-	434923-01	1	1	1	1	1	1	1	1	1	
6	MAGNETIC CONTACTOR	VC20	428393-01	1	1	1	1	1	1	1	1	1	
7	BRACKET	-	428393F01	1	1	1	1	1	1	1	1	1	
8	CAPACITOR	250VAC, 10MFD	443192-01	1	1	1	1	1	1	1	1	1	
9	BUSHING	SB-1093-15	420470-03	1	1	1	1	1	1	1	1	1	
10	BUSHING	SB-1093-13	420470-12	1	1	1	1	1	1	1	1	1	
11	TRANSFORMER	BW48-005	3U1035-01	1	1	x1							
		26D285H	3A0172-01			o1	1	1	1	1	1	1	
12	CLAMP	NO. 248	427902-04	1	1	-							
13	CONTROLLER BOARD	MY9KM910	2U0127-01	1	1	1	1	1	1	1	1	1	
14	BOARD SUPPORT	KGLS-6S	414929-01	6	6	x6							
		CBLS18-M	4A0336-03			o6	6	6	6	6	6	6	
15	CONTROL LABEL	PES FILM	434934-01	1									
16	THERMOSTAT	YTB-3U106	433536-02	1	x1								
		A30-3815-00	439678-02		o1	1	1	x1					
		A30-3842-00	4A0738-02					o1	1	x1			
		A30-3842-00	4A0824-02							o1	1	1	
17	TOGGLE SWITCH	8966K84	443119-01	1	1	1	1	1	1	1	1	1	
18	3P PLUG HOUSING	3191-03P	412832-06	1	1	1	1	1	1	1	1	1	
19	2P PLUG HOUSING	3191-02P	412832-07	2	1	1	1	1	1	1	1	1	
20	3P RECEPTACLE HOUSING	3191-03R1	412831-06	1	1	1	1	1	1	1	1	1	

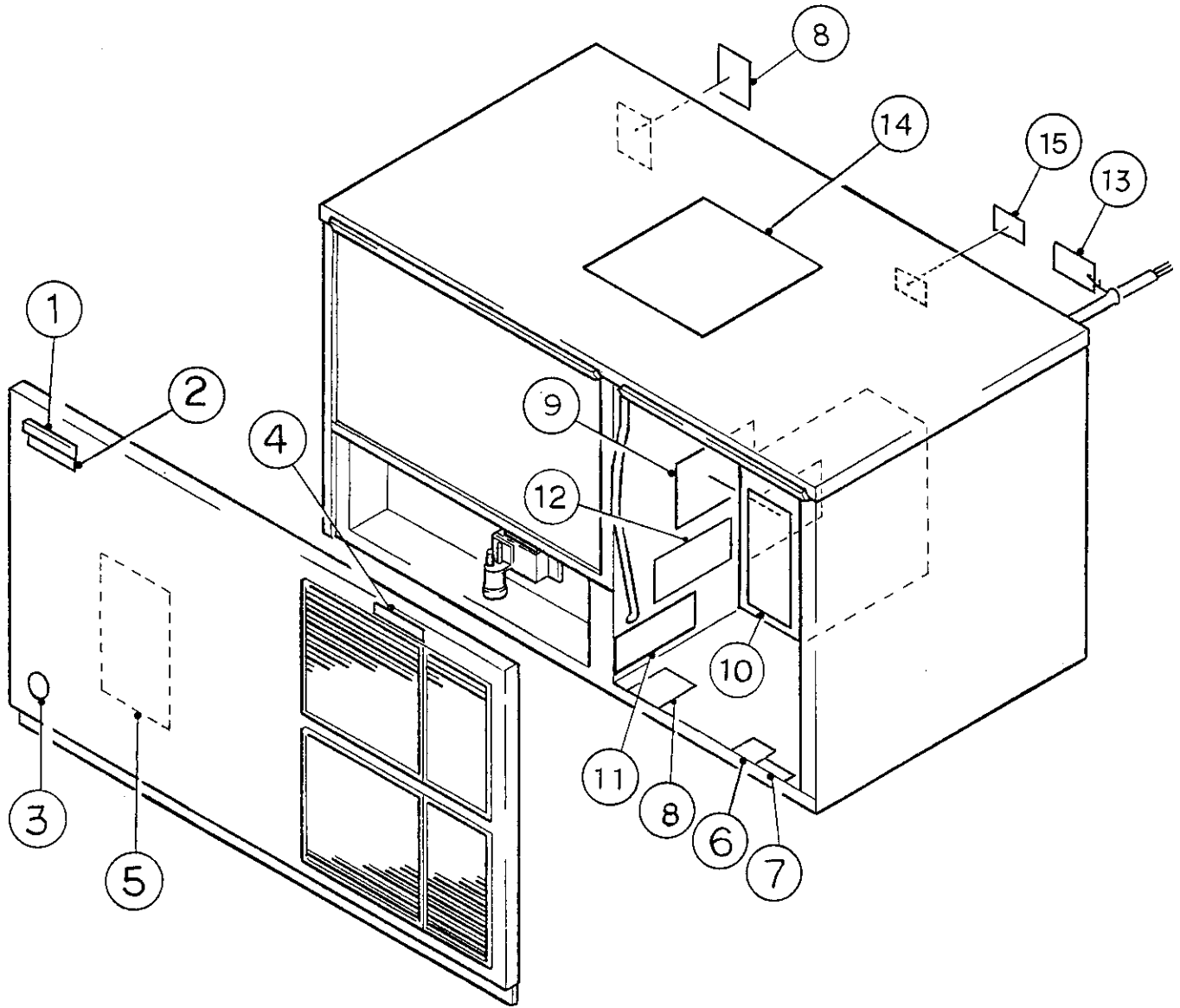
MODEL: KM-1200SRE TITLE: D. CONTROL BOX ASSEMBLY													
INDEX NO.	DESCRIPTION	MATERIAL OR MODEL	PART NUMBER	REQUIRED NUMBER									
				B-1	C-0	C-1	D-0	E-0	E-1	F-0 F-1	G-0 G-1	H-0	
21	2P RECEPTACLE HOUSING	3191-02R1	412831-07	2	1	1	1	1	1	1	1	1	1
22	BUSHING	OCB-500	428394-02	2	2	2	2	2	2	2	2	2	2
23	2P PLUG HOUSING	3190-02P (RED)	412832-09		1	1	1	1	1	1	1	1	1
24	2P RECEPTACLE HOUSING	3191-02RI (RED)	412831-09		1	1	1	1	1	1	1	1	1
25	BUSHING	OCB-750	428394-01		1	x1							
		OCB-875	428394-04			o1	1	1	1	1	1	1	1

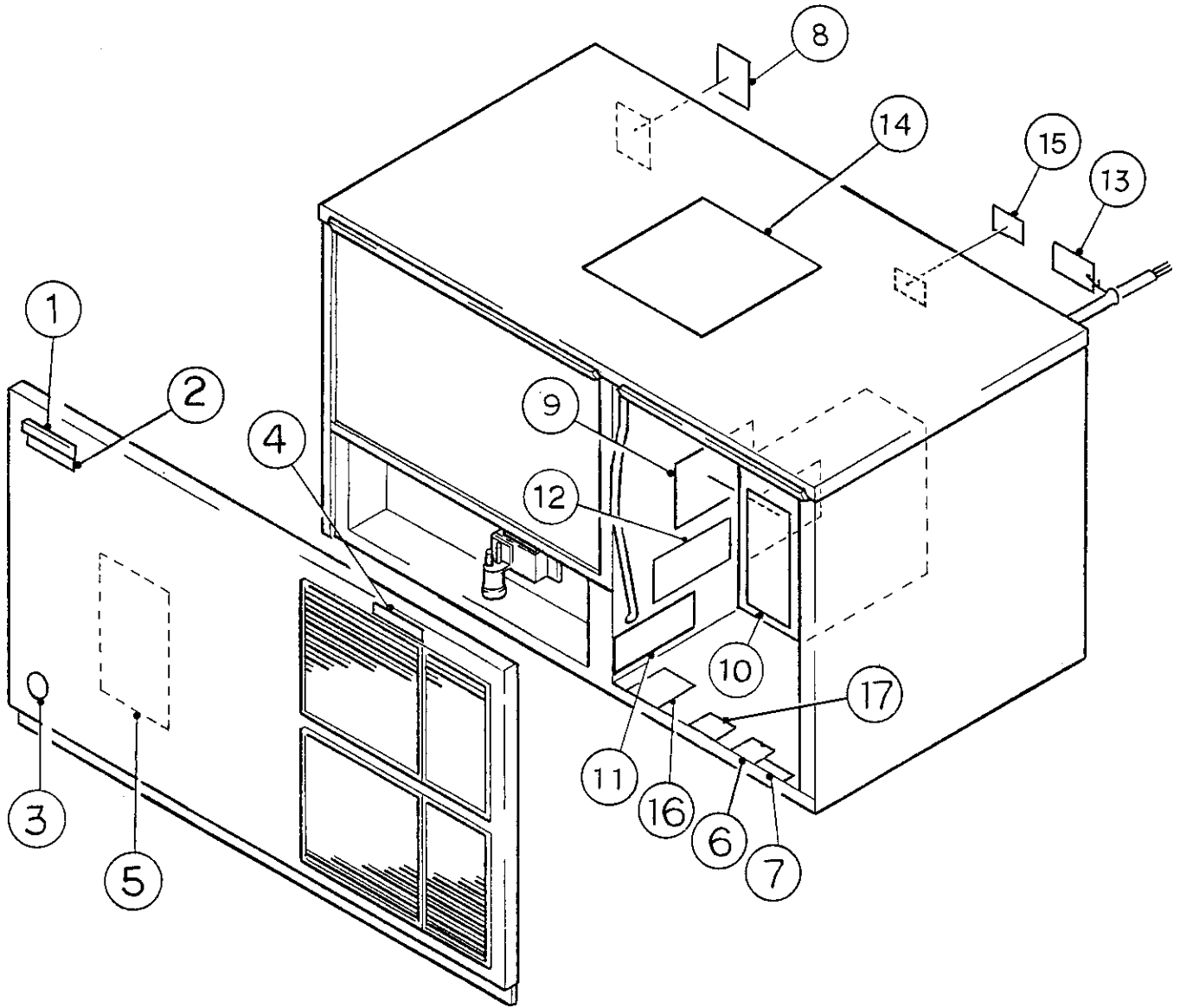
HA

KM-1200SAE

E. LABEL LOCATION

B-1, C-0, C-1, D-0, E-0, E-1,
F-0, F-1, G-0, G-1





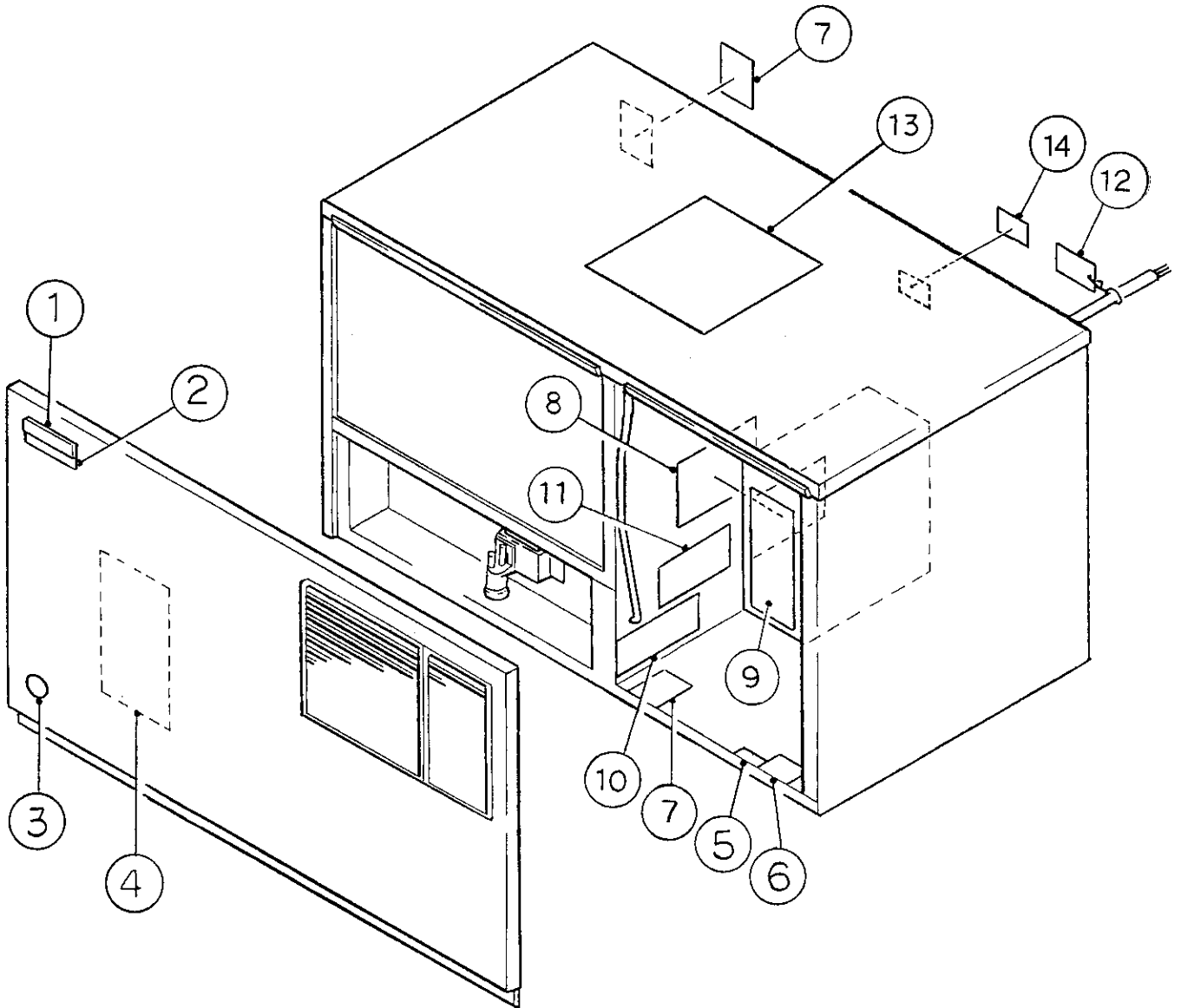
MODEL: KM-1200SAE TITLE: E. LABEL LOCATION												
INDEX NO.	DESCRIPTION	MATERIAL OR MODEL	PART NUMBER	REQUIRED NUMBER								
				B-1	C-0	C-1	D-0	E-0	E-1	F-0 F-1	G-0 G-1	H-0
1	EMBLEM (L) - HOSHIZAKI	ABS	418634G01	1	1	1	1	1	1	1	x1	
	EMBLEM	PETP FILM	4A0560-01								o1	1 1
2	MODEL NUMBER LABEL	PETP FILM	443341-01	1	1	1	1	1	1	1	1	1
3	LABEL - PENGUIN (R)	PETP FILM	410994-01	1	1	1	1	1	1	1	x1	
		PETP FILM	4A0526-01								o1	1 1
4	LABEL - AIR FILTER	PETP FILM	426177-01	1	1	1	1	1	1	1	1	1
5	MAINTENANCE LABEL	PVC FILM	326275-01	1	1	1	1	1	1	1	1	1
6	WARNING LABEL	PVC FILM	431092-01	1	1	1	1	1	1	1	1	x1
	CAUTION LABEL (K)	-	439150-01									o1
7	LABEL - R22	PES FILM	440362-01	1	1	1	1	1	1	1	1	1
8	NAMEPLATE	PES FILM	443324-01	2	2	2	-					
		PES FILM	4A0698-01				2	2	2	2	2	1
9	WIRING LABEL	PVC FILM	329206-01	1	1	1	1	1	1	1	1	1
10	MANUAL LABEL	PVC FILM	324476-01	1	1	1	1	1	1	1	1	1
11	MANUAL LABEL - BIN CONTROL	PVC FILM	324477-01	1	1	1	1	1	1	1	1	1
12	OPERATION LABEL - VALVE	PVC FILM	439541-01	1	1	1	1	1	1	1	1	1
13	TAG - WARNING: ELECTRICAL CONNECTION	PAPER	428430-01	1	1	1	1	1	1	1	1	1
14	INSTRUCTION SHEET	PAPER	218058-01	1	1	1	1	1	1	1	1	1
15	INSTRUCTION LABEL	PVC FILM	444575-01		1	1	1	1	1	1	1	1
16	CAUTION LABEL (F)	-	439146-01									1
17	RATING LABEL	-	4A1627-01									1

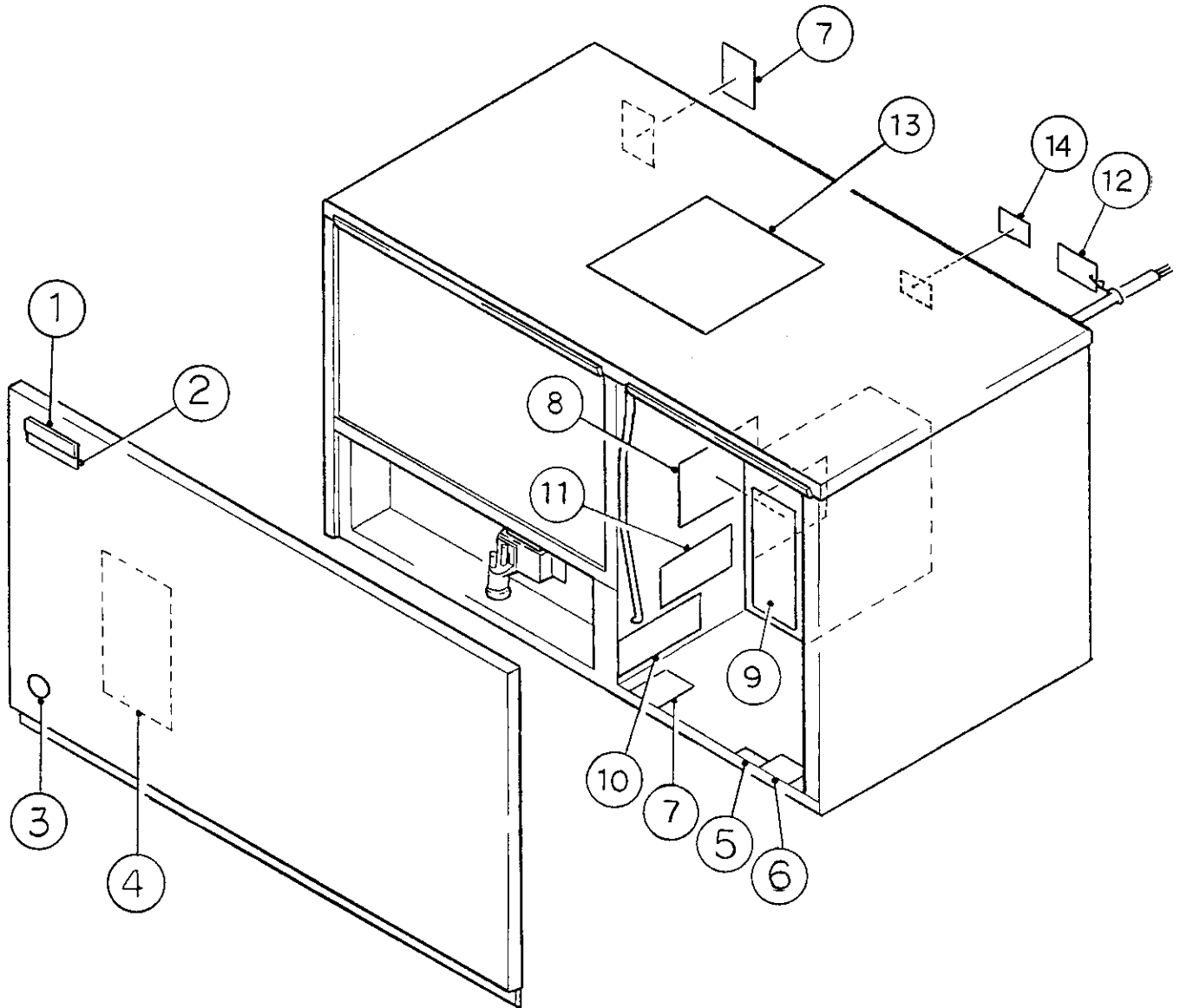
HA

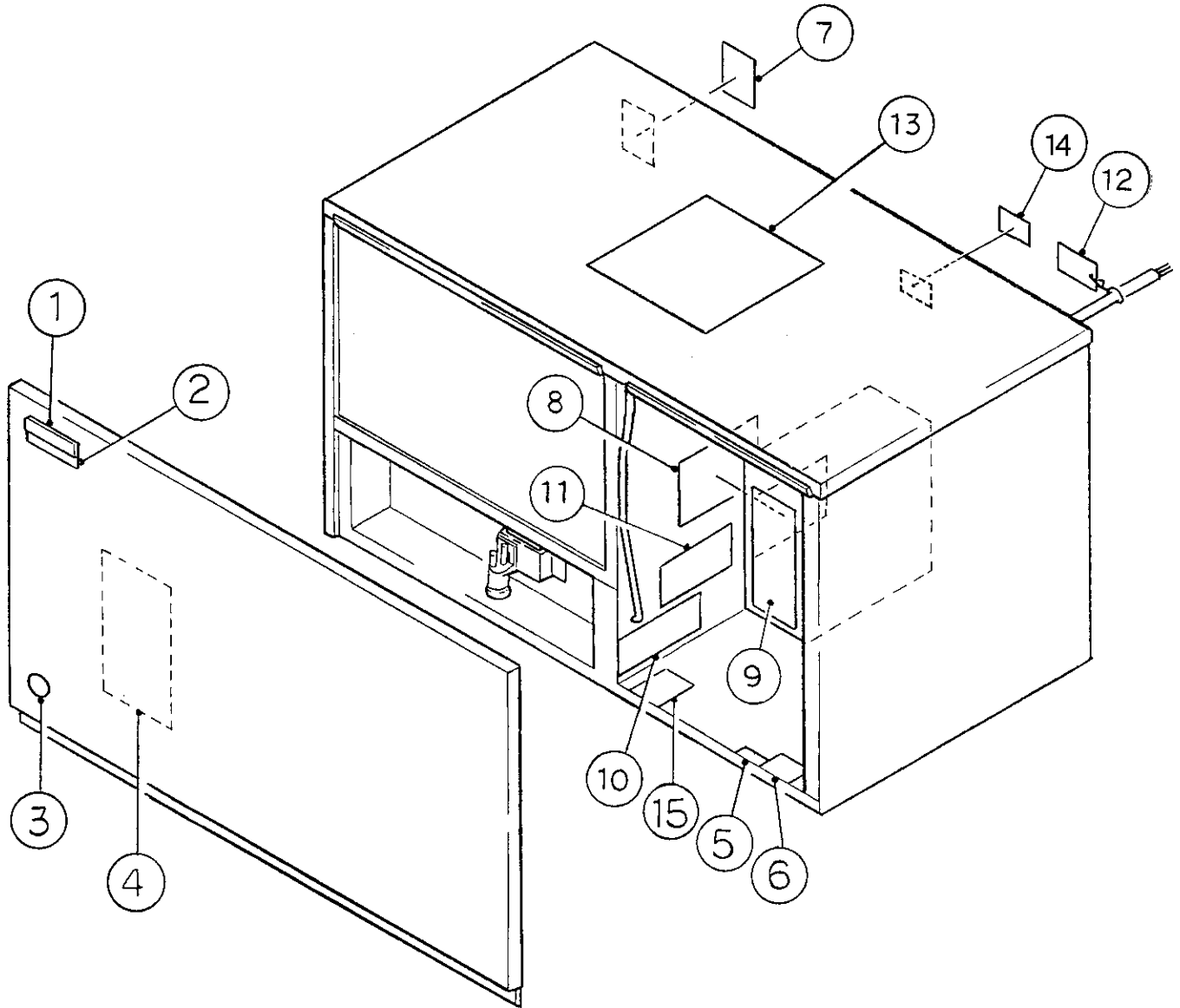
KM-1200SWE

E. LABEL LOCATION

B-1, C-0, C-1, D-0, E-0, E-1,
F-0, F-1

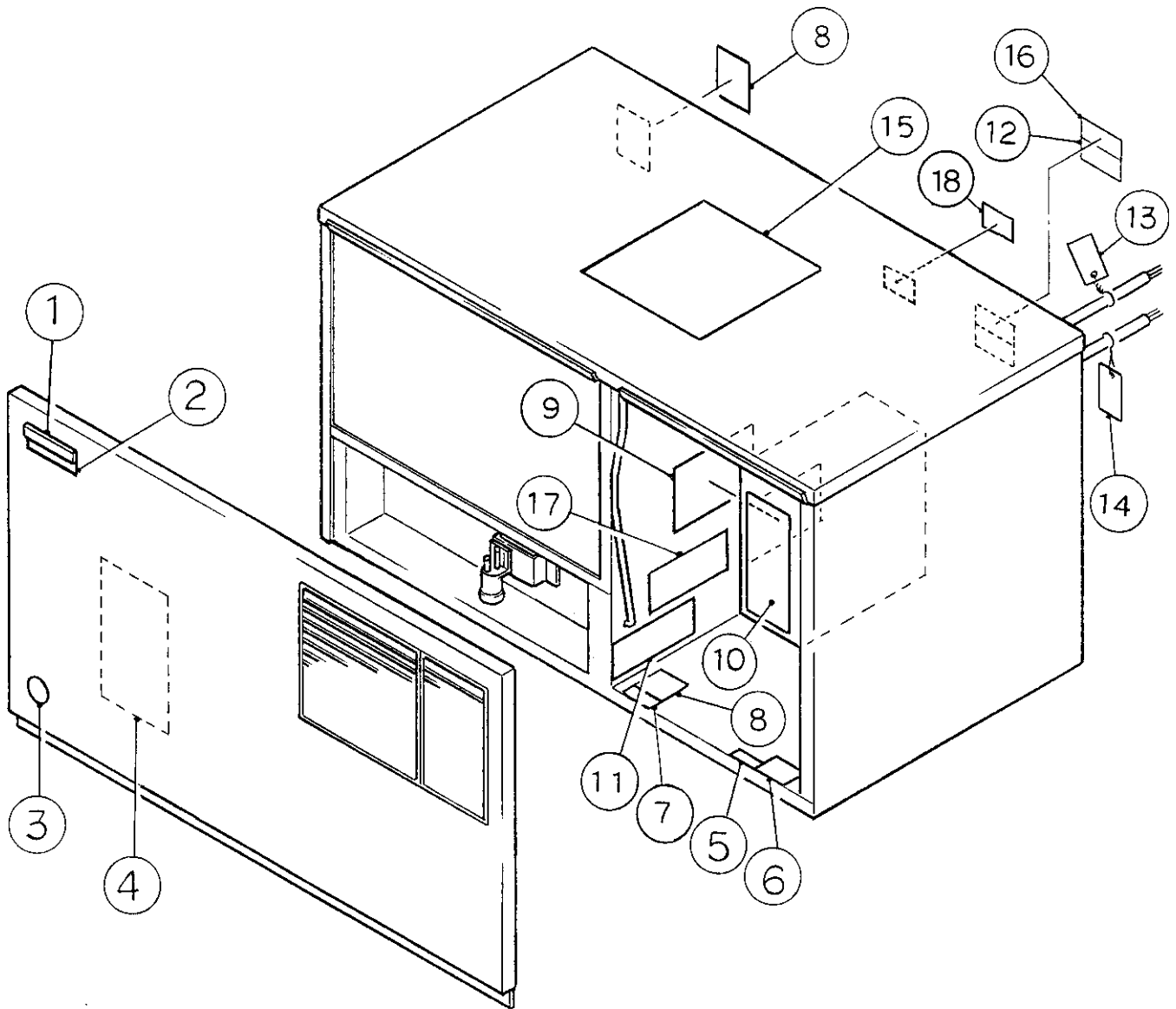


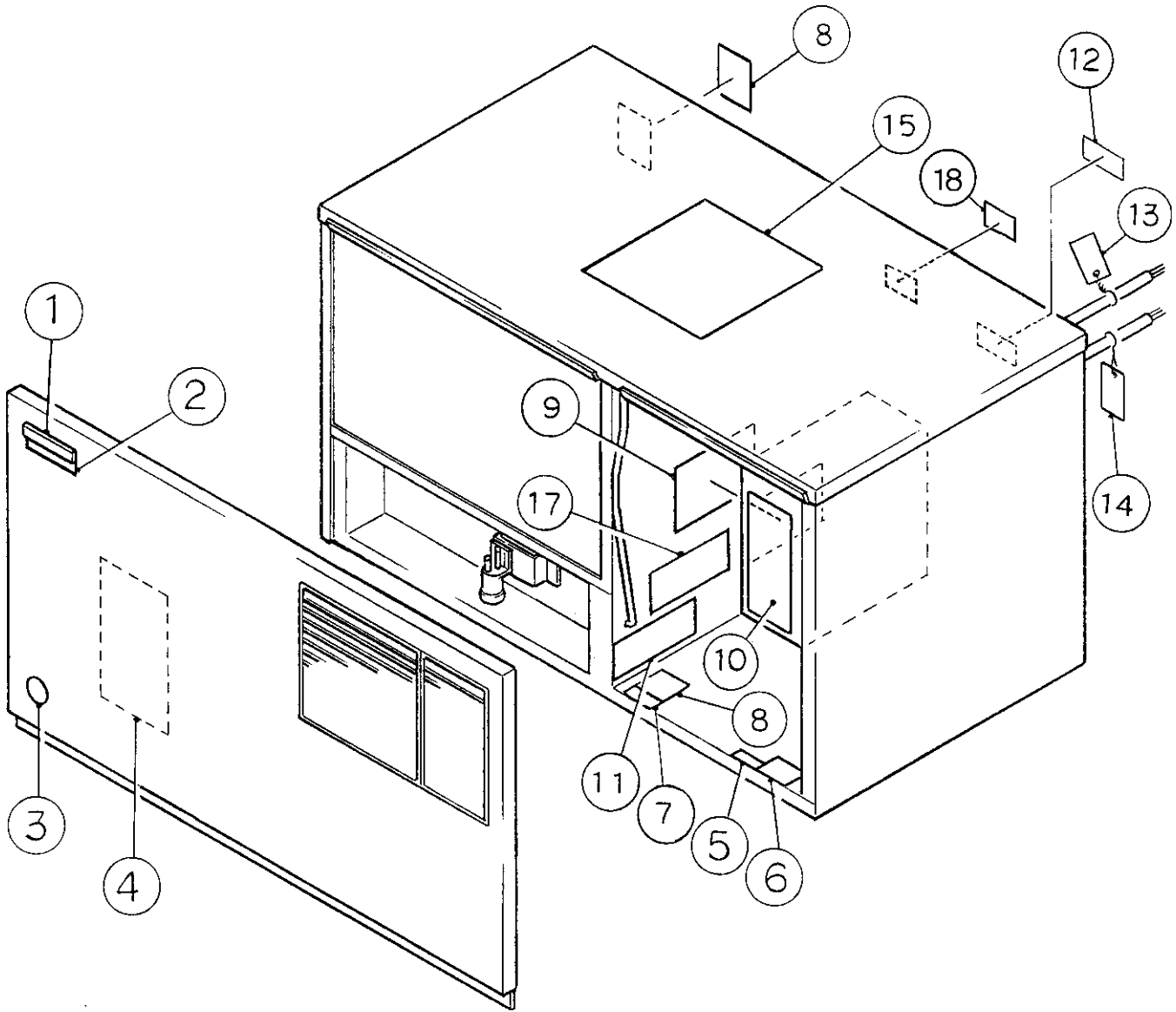


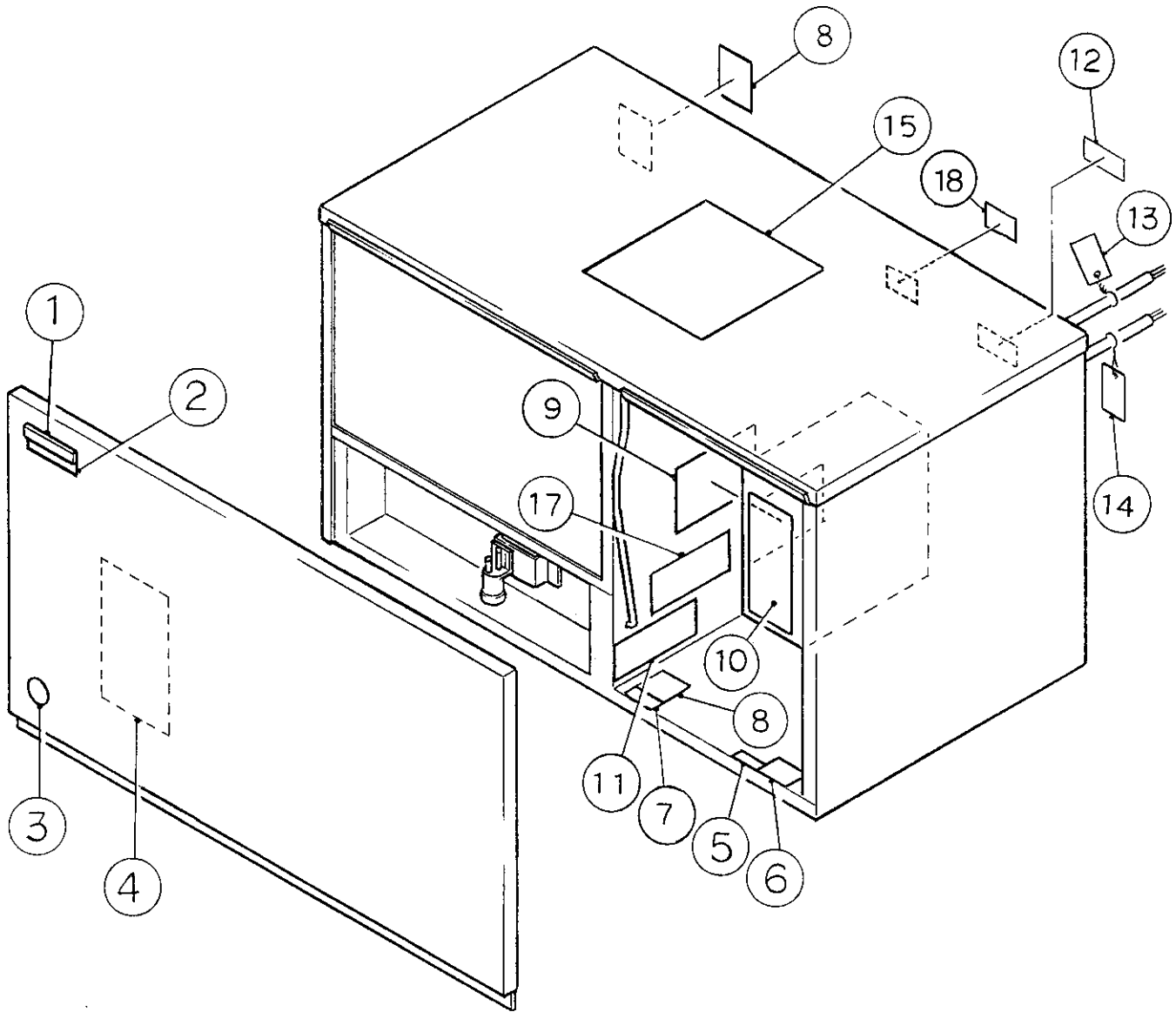


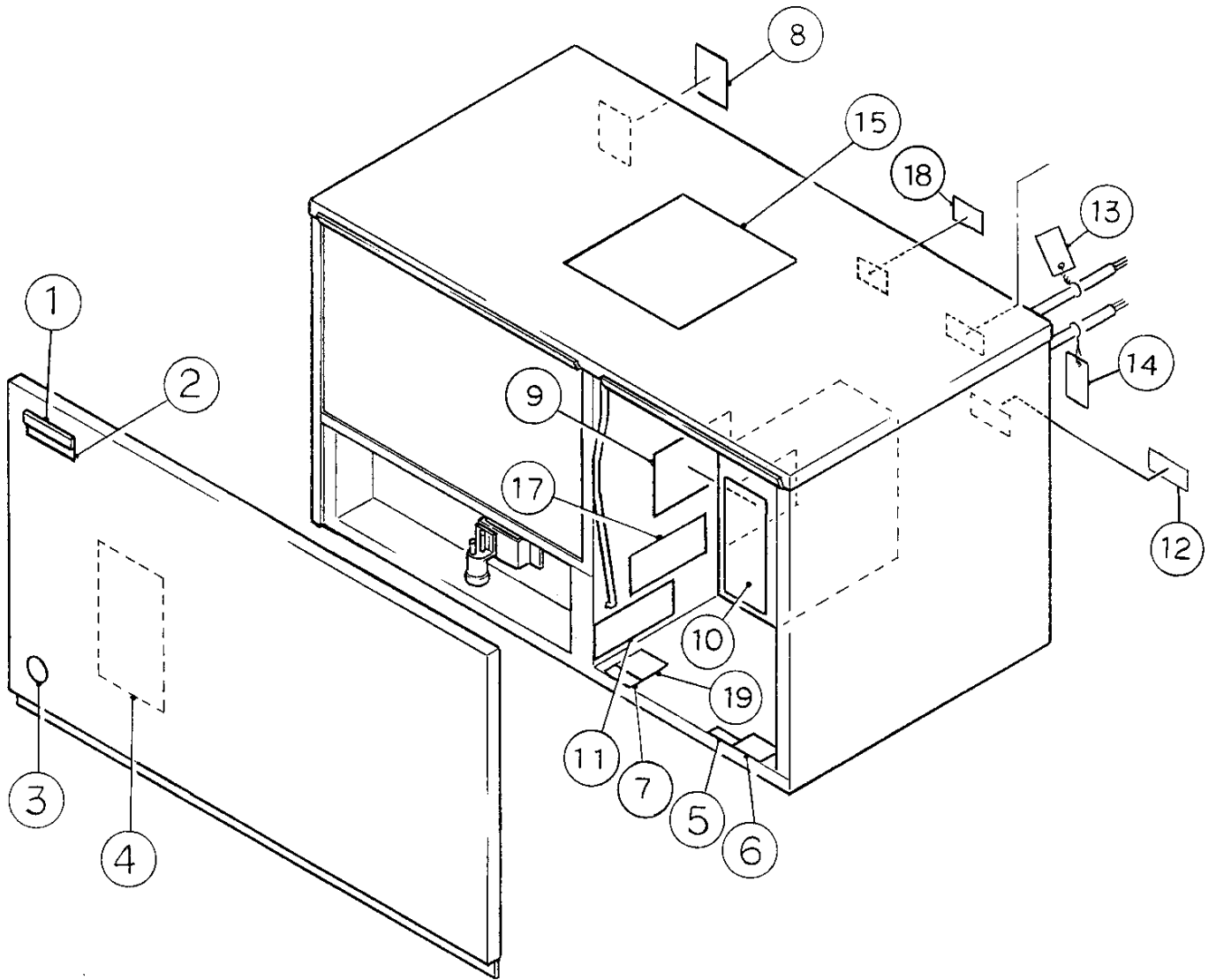
MODEL: **KM-1200SWE** TITLE: **E. LABEL LOCATION**

INDEX NO.	DESCRIPTION	MATERIAL OR MODEL	PART NUMBER	REQUIRED NUMBER										
				B-1	C-0	C-1	D-0	E-0	E-1	F-0 F-1	G-0 G-1	H-0	H-1	
1	EMBLEM (L) - HOSHIZAKI	ABS	418634G01	1	1	1	1	1	1	1	x1			
	EMBLEM	PETP FILM	4A0560-01								o1	1	1	1
2	MODEL NUMBER LABEL	PETP FILM	443341-02	1	1	1	1	1	1	1	1	1	1	1
3	LABEL - PENGUIN (R)	PETP FILM	410994-01	1	1	1	1	1	1	1	x1			
		PETP FILM	4A0526-01								o1	1	1	1
4	MAINTENANCE LABEL	PVC FILM	326275-01	1	1	1	1	1	1	1	1	1	1	1
5	WARNING LABEL - DANGER	PVC FILM	425322-01	1	1	1	1	1	1	1	1	1	1	x1
	CAUTION LABEL (K)	-	439150-01											o1
6	LABEL - R22	PES FILM	440362-01	1	1	1	1	1	1	1	1	1		
7	NAMEPLATE	PES FILM	443325-01	2	2	2	-							
		PES FILM	4A0699-01				2	2	2	2	2	2	2	1
8	WIRING LABEL	PVC FILM	328081-01	1	1	1	1	1	1	1	1	1	1	1
9	MANUAL LABEL	PVC FILM	324476-01	1	1	1	1	1	1	1	1	1	1	1
10	MANUAL LABEL - BIN CONTROL	PVC FILM	324477-01	1	1	1	1	1	1	1	1	1	1	1
11	OPERATION LABEL - VALVE	PVC FILM	439541-01	1	1	1	1	1	1	1	1	1	1	1
12	TAG - WARNING: ELECTRICAL CONNECTION	PAPER	428430-01	1	1	1	1	1	1	1	1	1	1	1
13	INSTRUCTION SHEET	PAPER	218058-01	1	1	1	1	1	1	1	1	1	1	1
14	INSTRUCTION LABEL	PVC FILM	444575-01		1	1	1	1	1	1	1	1	1	1
15	RATING LABEL	-	4A1630-01											1

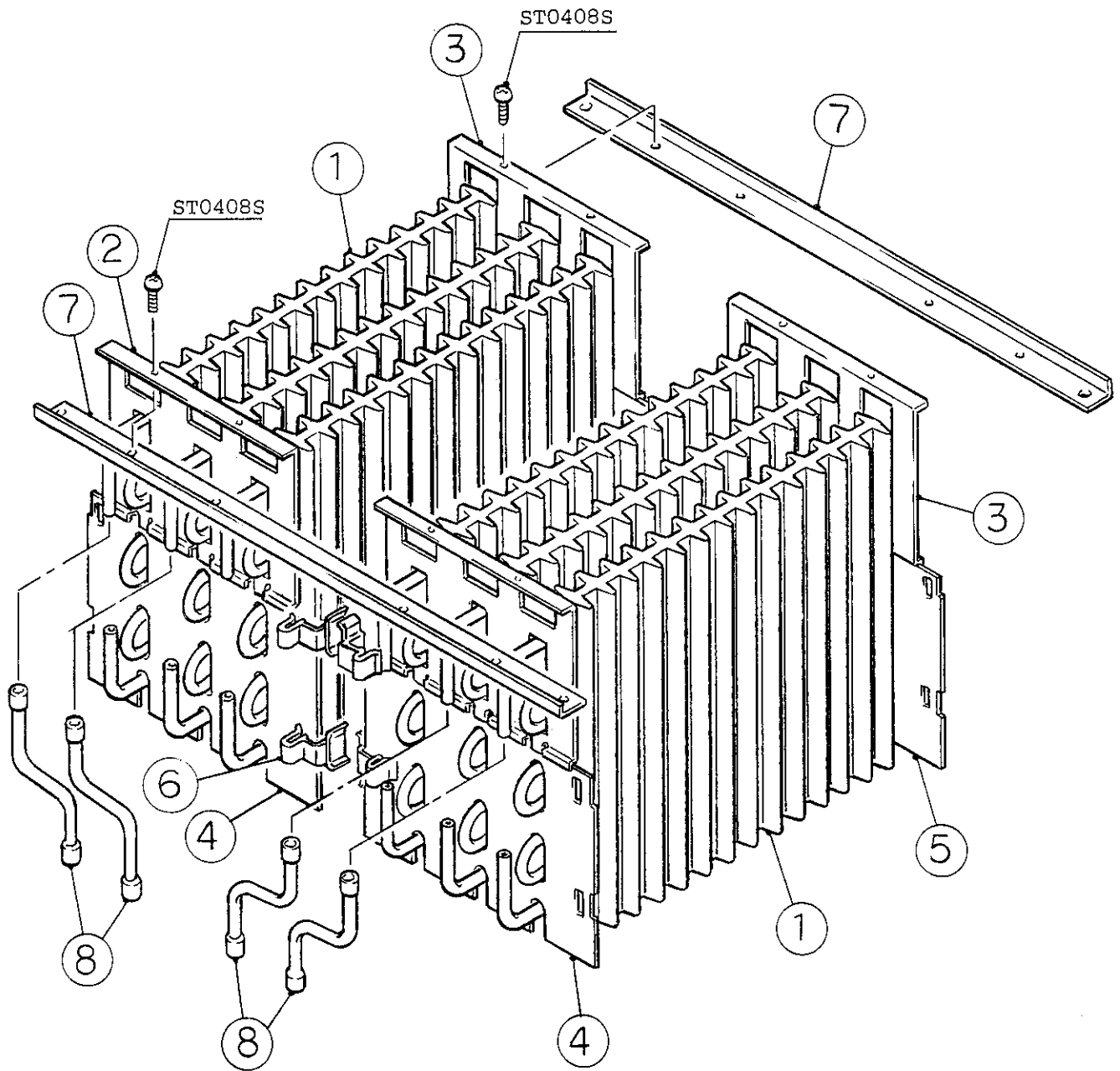








MODEL: KM-1200SRE TITLE: E. LABEL LOCATION													
INDEX NO.	DESCRIPTION	MATERIAL OR MODEL	PART NUMBER	REQUIRED NUMBER									
				B-1	C-0	C-1	D-0	E-0	E-1	F-0 F-1	G-0 G-1	H-0	
1	EMBLEM (L) - HOSHIZAKI	ABS	418634G01	1	1	1	1	1	1	1	x1		
	EMBLEM	PETP FILM	4A0560-01								o1	1	1
2	MODEL NUMBER LABEL	PETP FILM	443341-03	1	1	1	1	1	1	1	1	1	1
3	LABEL - PENGUIN (R)	PETP FILM	410994-01	1	1	1	1	1	1	1	x1		
		PETP FILM	4A0526-01								o1	1	1
4	MAINTENANCE LABEL	PVC FILM	326275-01	1	1	1	1	1	1	1	1	1	1
5	WARNING LABEL - DANGER	PVC FILM	425322-01	1	1	1	1	1	1	1	1	1	x1
	CAUTION LABEL (K)	-	439150-01										o1
6	LABEL - R22	PES FILM	440362-01	1	1	1	1	1	1	1	1	1	1
7	LABEL - CHARGE	PES FILM	443221-01	1	1	1	1	1	1	1	1	1	1
8	NAMEPLATE	PES FILM	443326-01	2	2	2	-						
		PES FILM	4A0700-01				2	2	2	2	2	2	1
9	WIRING LABEL	PVC FILM	3A0151-01	1	1	1	1	1	1	1	1	1	1
10	MANUAL LABEL	PVC FILM	324476-01	1	1	1	1	1	1	1	1	1	1
11	MANUAL LABEL - BIN CONTROL	PVC FILM	324477-01	1	1	1	1	1	1	1	1	1	1
12	CAUTION LABEL	PVC FILM	441890-01	1	1	1	1	1	1	1	1	1	x1
	CAUTION REMOTE LABEL	-	4A1491-01										o1
13	TAG - WARNING: ELECTRICAL CONNECTION	PAPER	428430-01	1	1	1	1	1	1	1	1	1	
14	TAG - FAN MOTOR LEADS	PAPER	420742-01	1	1	1	x1						
		PAPER	4A0647-01				o1	1	1	1	1	1	x1
		PAPER	4A1494-01										o1
15	INSTRUCTION SHEET	PAPER	218058-01	1	1	1	1	1	1	1	1	1	1
16	LABEL - CONNECTION	PVC FILM	438234-01	1	1	1	-						
17	OPERATION LABEL - VALVE	PVC FILM	439541-01	1	1	1	1	1	1	1	1	1	1
18	INSTRUCTION LABEL	PVC FILM	444575-01		1	1	1	1	1	1	1	1	1
19	RATING LABEL	-	4A1629-01										1

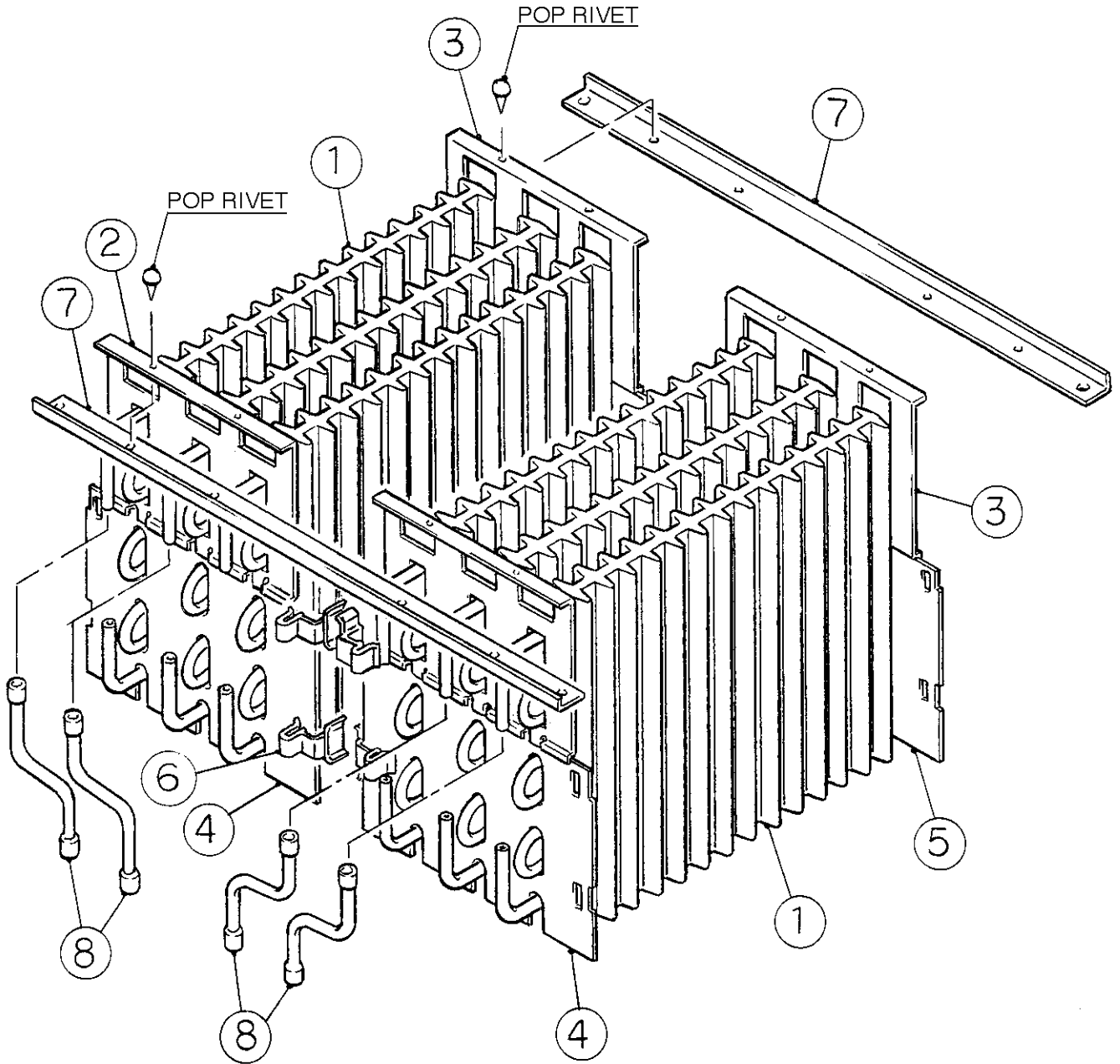


HA

KM-1200SAE, SWE, SRE

F. EVAPORATOR

C-0, C-1, D-0, E-0, E-1, F-0,
F-1, G-0, G-1, H-0, H-1



HA

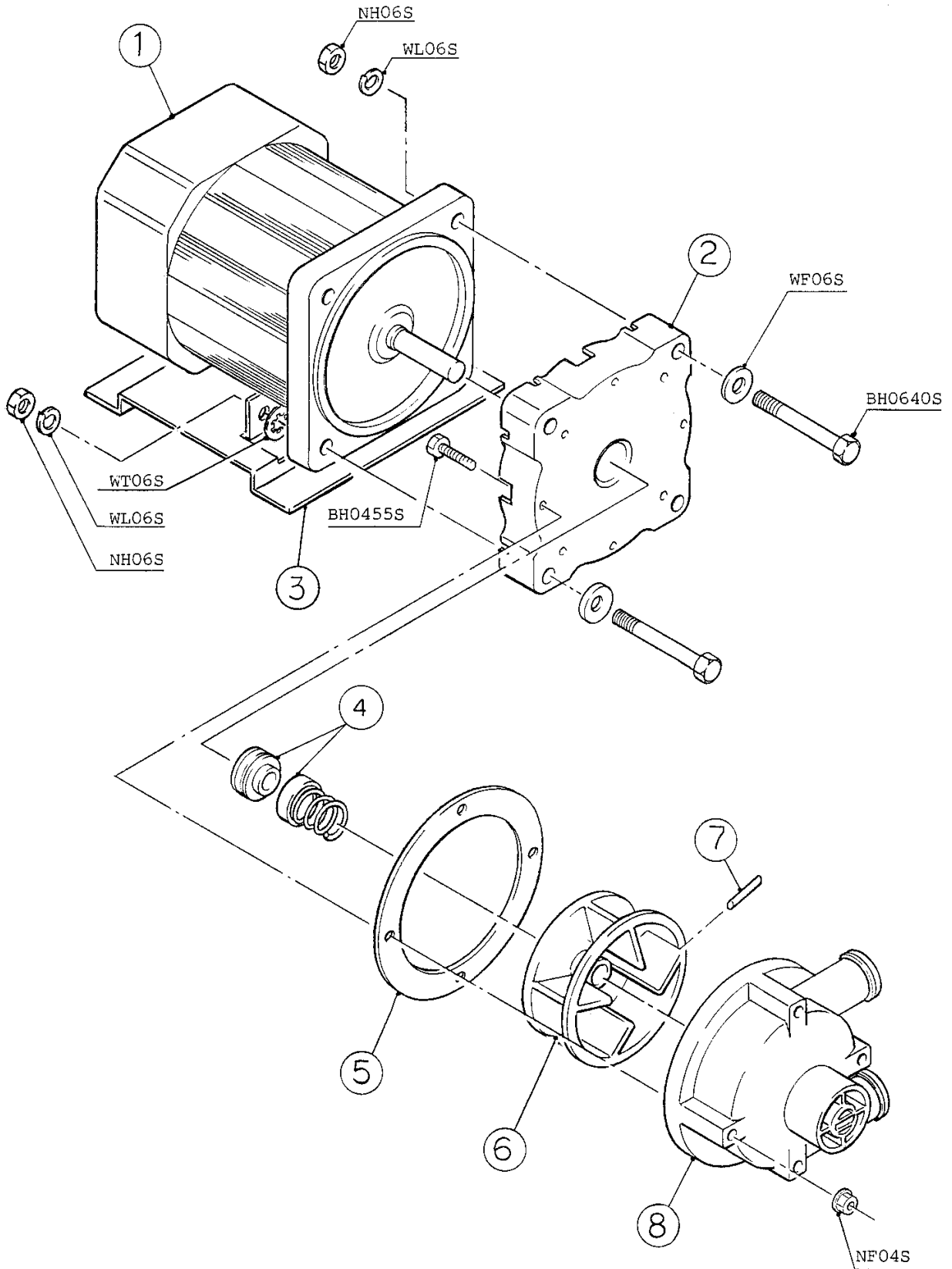
MODEL: KM-1200SAE, SWE, SRE TITLE: F. EVAPORATOR													
INDEX NO.	DESCRIPTION	MATERIAL OR MODEL	PART NUMBER	REQUIRED NUMBER									
				B-1	C-0	C-1	D-0	E-0	E-1	F-0 F-1	G-0 G-1	H-0	H-1
1	EVAPORATOR	(S-0533)	103444G02	6	6	6	6	6	6	6	6	6	6
2	EVAP. BRACKET (A)	SS	323690-01	2	2	2	2	2	2	2	2	2	2
3	EVAP. BRACKET (B)	SS	323691-01	2	2	2	2	2	2	2	2	2	2
4	END PLATE (A)	ABS	323692-01	2	2	2	2	2	2	2	2	2	2
5	END PLATE (B)	ABS	323693-01	2	2	2	2	2	2	2	2	2	2
6	HOOK	PE	324152-01	8	8	8	8	x8					
		PP	324152-01					o8	8	8	8	8	8
7	EVAP. BRACKET	GS	436582-01	2	2	2	2	2	2	2	2	2	2
8	COPPER TUBE	COPPER	434137-01	4	4	4	4	4	4	4	4	4	4

HA

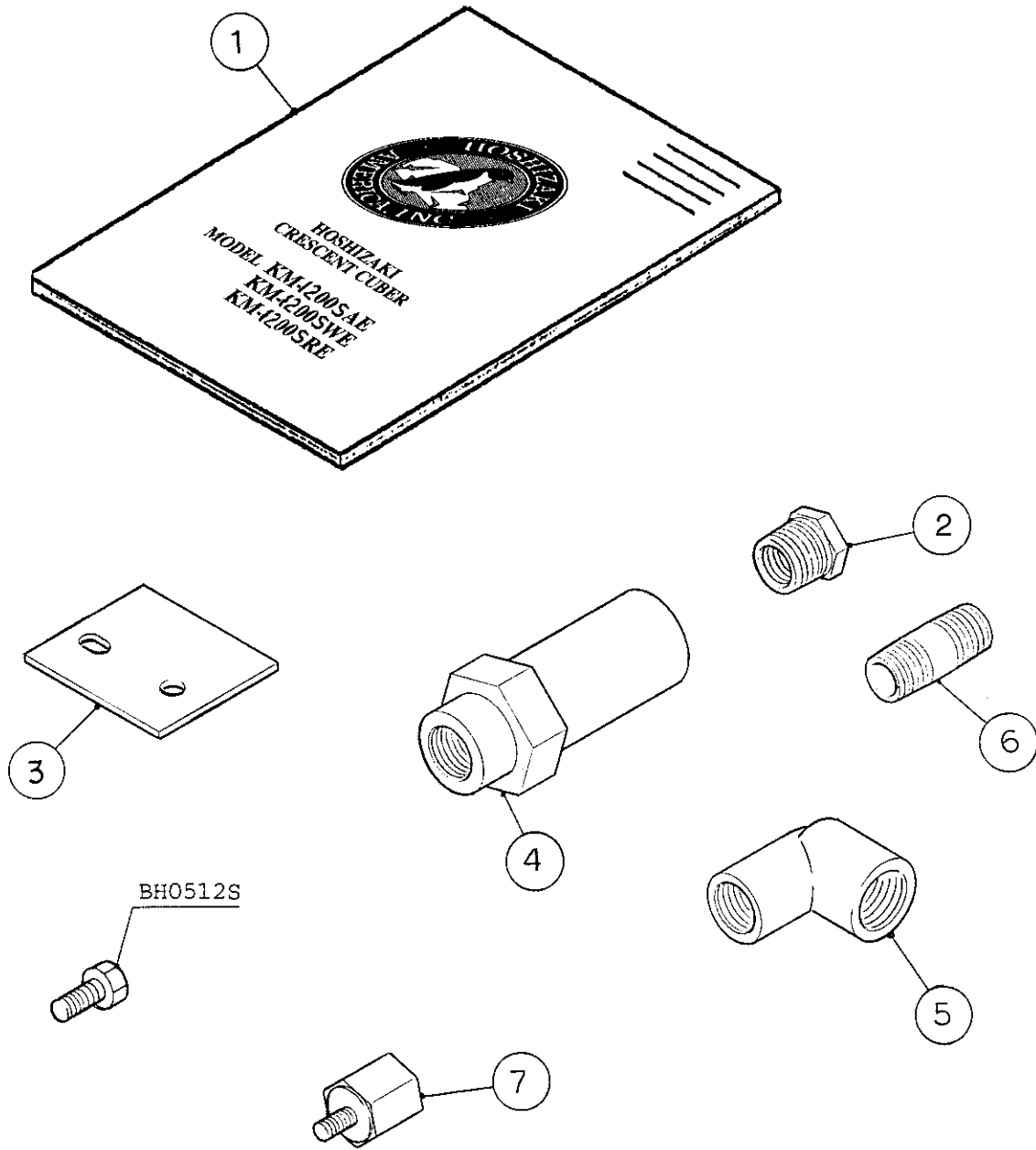
KM-1200SAE, SWE, SRE

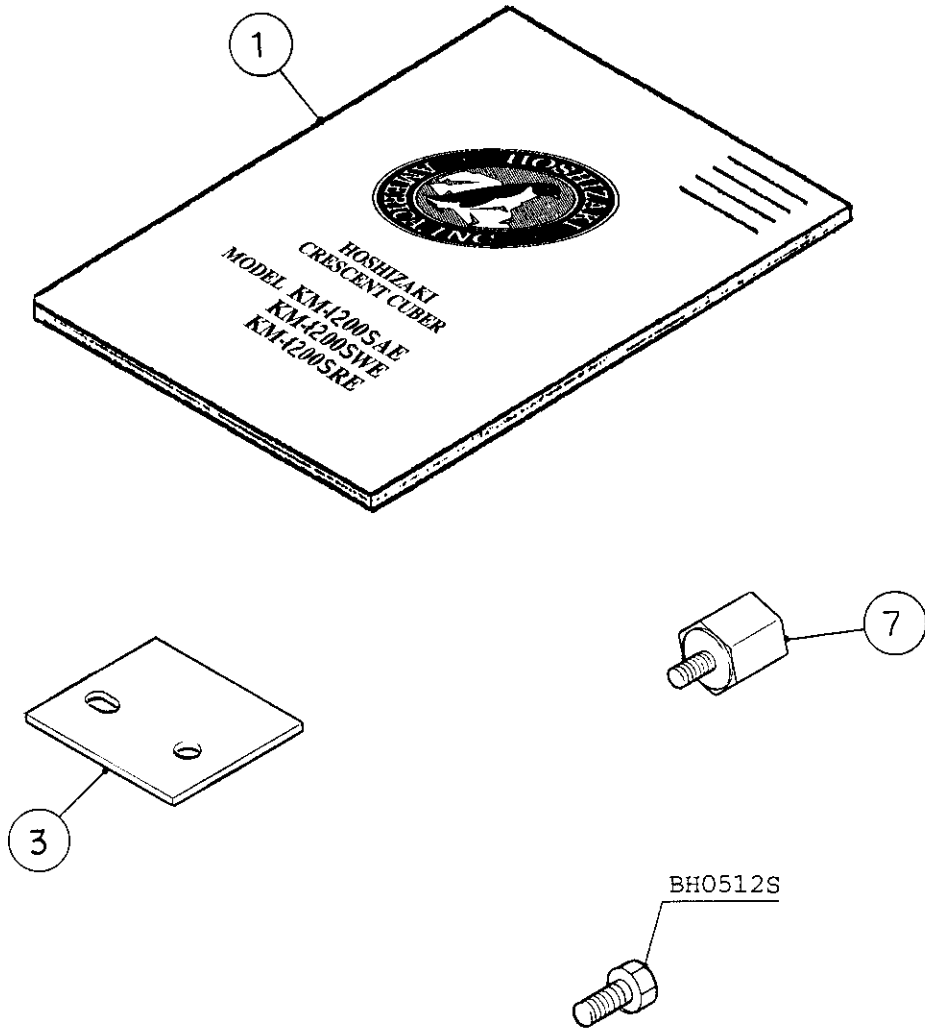
G. PUMP MOTOR ASSEMBLY

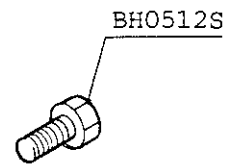
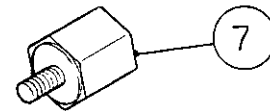
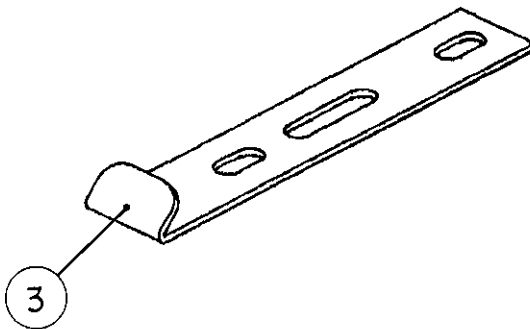
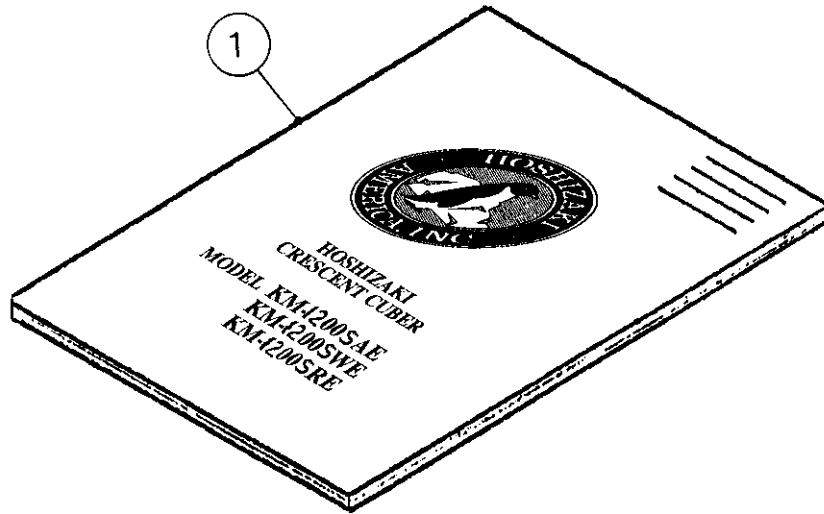
B-1, C-0, C-1, D-0, E-0, E-1,
F-0, F-1, G-0, G-1, H-0, H-1,



MODEL: KM-1200SAE, SWE, SRE TITLE: F. PUMP MOTOR ASSEMBLY													
INDEX NO.	DESCRIPTION	MATERIAL OR MODEL	PART NUMBER	REQUIRED NUMBER									
				B-1	C-0	C-1	D-0	E-0	E-1	F-0 F-1	G-0 G-1	H-0	H-1
1	PUMP MOTOR	M91A60SP201	2U0106-01	1	1	1	1	1	1	1	1	1	1
2	PUMP FLANGE	PC	215662-01	1	1	1	1	1	1	1	1	1	1
3	PUMP MOTOR BRACKET	SS	323904-01	1	1	1	1	1	1	1	1	1	1
4	MECHANICAL SEAL	H5-PN, 8MM	428545-01	1	1	1	1	1	1	1	1	1	1
5	PACKING	EPDM	428547-01	1	1	1	1	1	1	1	1	1	1
6	IMPELLER	ABS	436584-01	1	1	1	1	1	1	1	1	1	1
7	PIN	SS	414102-01	1	1	1	1	1	1	1	1	1	1
8	PUMP HOUSING	ABS	213687-01	1	1	1	1	1	1	1	1	1	1





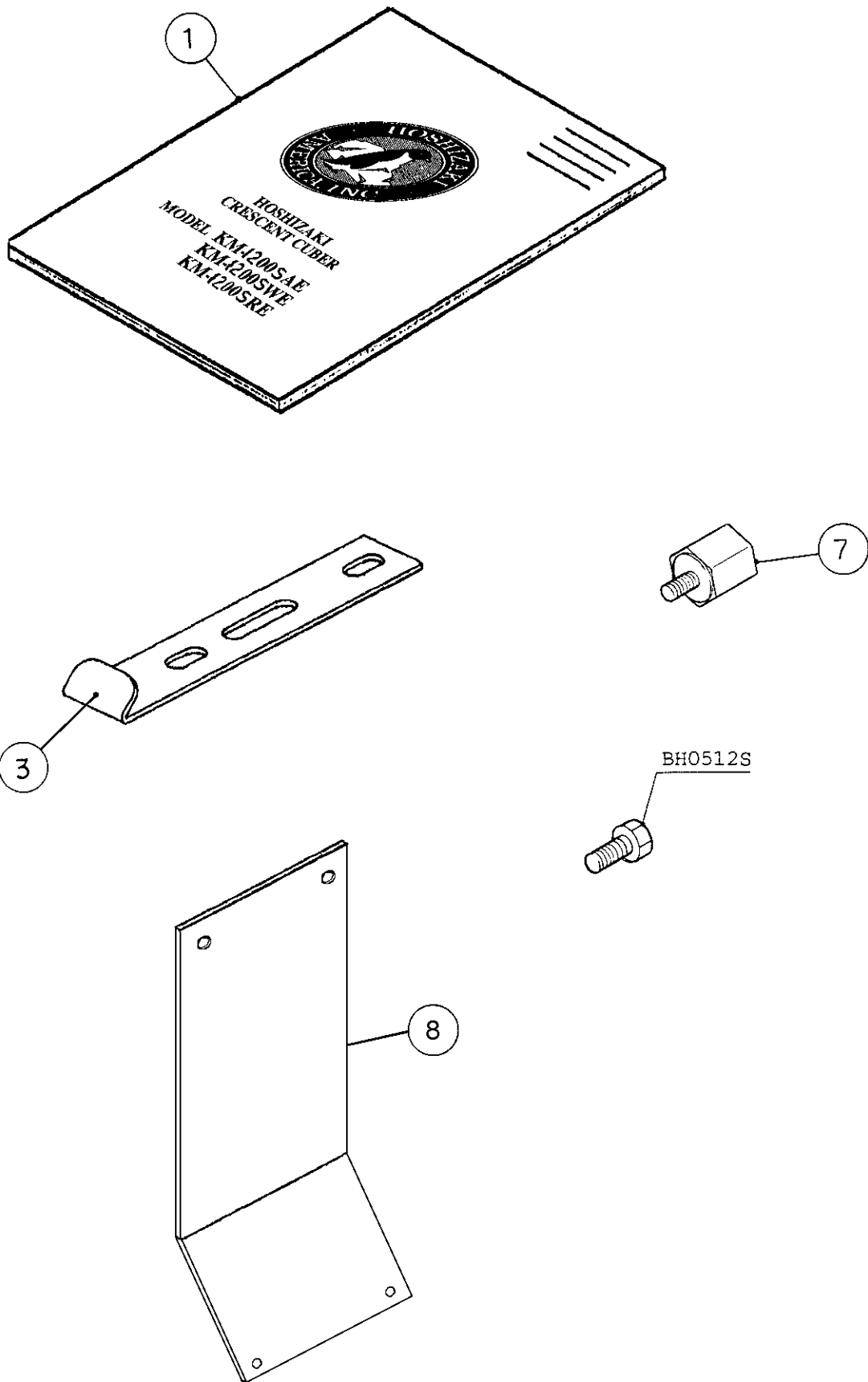


HA

KM-1200SAE, MWE, MRE

H. ACCESSORIES

F-0, F-1, G-0, G-1, H-0, H-1



MODEL: KM-1200SAE, SWE, SRE TITLE: G. ACCESSORIES													
INDEX NO.	DESCRIPTION	MATERIAL OR MODEL	PART NUMBER	REQUIRED NUMBER									
				B-1	C-0	C-1	D-0	E-0 E-1	F-0	F-1 G-0	G-1	H-0	H-1
1	INSTRUCTION MANUAL	PAPER	91U1JN10A	1	-								
		PAPER	91U1JN10B		1	1	1	1	x1				
		PAPER	91U1JN10C						o1	1	1	1	1
2	REDUCER BUSHING	-	4A0169-01	1	-								
3	BRACE	GS	4A0138-01	2	2	x2							
	UNIVERSAL BRACE	GS	4A0363-01			o2	2	2	2	2	2	2	2
4	CHECK VALVE	PVC	439660-01	1	x1								
		PVC	4A0168-0 1		o1								
		PVC	4A0168-01		-								
5	ELBOW	PVC	439661-01	1	-								
6	NIPPLE	SS	439662-01	1	x1								
		SS	4A0165-01		o1								
					-								
7	THUMBSCREW	ABS, SS	415949G01	1	1	1	1	1	1	1	1	1	1
8	THERMOSTAT EXTENSION BRACKET	SS	3A0408-01						1	1	1	1	1