

Hoshizaki America, Inc.

Commercial Refrigerators & Freezers TempGuard® Dual Temp Series

Models

RFH2-SSB(-HD)

RFH3-SSB(-HD)



“A Superior Degree
of Reliability”

www.hoshizaki.com

PARTS LIST



Number: 71227
Issued: 3-8-1999
Revised: 8-30-2007

CONTENTS

Auxiliary Codes.....	4
Note About Ordering Parts	4
Material Abbreviations	5
A. Reach-In.....	6
RFH2-SSB(-HD)	6
RFH3-SSB(-HD).....	9
B. Refrigeration Assembly	12
RFH2-SSB(-HD) Refrigerator 1 Section.....	12
RFH3-SSB(-HD) Refrigerator 2 Section.....	15
RFH2-SSB(-HD), RFH3-SSB(-HD) Freezer 1 Section	18
C. Control Panel Assembly	21
RFH2-SSB(-HD).....	21
RFH3-SSB(-HD).....	23
D. Body-Final	25
RFH2-SSB	25
RFH2-SSB-HD	27
RFH3-SSB	29
RFH3-SSB-HD	31
E. Panel-Front Hinged Assembly	33
RFH2-SSB(-HD), RFH3-SSB(-HD)	33
F. Label Location.....	34
RFH2-SSB(-HD).....	34
RFH3-SSB(-HD).....	36
G. Breaker Box Assembly	38
RFH2-SSB(-HD), RFH3-SSB(-HD)	38
H. Control Box Assembly	39
RFH2-SSB(-HD) Refrigerator 1 Section.....	39
RFH3-SSB(-HD) Refrigerator 2 Section.....	40
RFH2-SSB(-HD), RFH3-SSB(-HD) Freezer 1 Section	41
J. Evaporator Fan Shroud Assembly	43
RFH2-SSB(-HD) Refrigerator 1 Section.....	43
RFH3-SSB(-HD) Refrigerator 2 Section.....	45
RFH2-SSB(-HD), RFH3-SSB(-HD) Freezer 1 Section	46
K. Evaporator Assembly	48
RFH2-SSB(-HD) Refrigerator 1 Section.....	48
RFH3-SSB(-HD) Refrigerator 2 Section.....	49
RFH2-SSB(-HD), RFH3-SSB(-HD) Freezer 1 Section	50
L. Condenser Assembly.....	52
RFH2-SSB(-HD) Refrigerator 1 Section.....	52
RFH3-SSB(-HD) Refrigerator 2 Section.....	54
RFH2-SSB(-HD), RFH3-SSB(-HD) Freezer 1 Section	57
M. Body-Prefinal	60
RFH2-SSB(-HD).....	60
RFH3-SSB(-HD).....	62
N. Door-Full (R)	65
RFH2-SSB, RFH3-SSB.....	65

P. Door-Full (L).....	67
RFH2-SSB, RFH3-SSB.....	67
Q. Door-Half (UR).....	69
RFH2-SSB-HD, RFH3-SSB-HD	69
R. Door-Half (LR).....	71
RFH2-SSB-HD, RFH3-SSB-HD	71
S. Door-Half (UL)	73
RFH2-SSB-HD, RFH3-SSB-HD	73
T. Door-Half (LL)	75
RFH2-SSB-HD, RFH3-SSB-HD	75
U. Mullion-Horizontal.....	77
RFH2-SSB-HD, RFH3-SSB-HD	77
V. Mullion-Vertical	78
RFH3-SSB	78
W. Mullion-Cross.....	80
RFH3-SSB-HD	80
X. Common Control Box	82
Y. Distributor-Air Top Assembly.....	84
RFH2-SSB(-HD), RFH3-SSB(-HD) Freezer 1 Section	84
Z. Literature & Packaging	85

Auxiliary Codes

RFH2-SSB	J-0	January 1999	RFH3-SSB	J-0	March 1999
	J-1	September 1999		J-1	September 1999
	J-2	October 1999		J-2	October 1999
	K-0	January 2000		K-0	January 2000
	L-5	January 2001		L-5	January 2001
	M-5	January 2002		M-5	January 2002
	N-6	June 2003		N-6	June 2003
	P-6	March 2004		P-6	March 2004
	Q-5	January 2005		Q-5	January 2005
	R-5	January 2006		R-5	July 2006
S-5	January 2007	S-6	March 2007		
S-6	February 2007				
RFH2-SSB-HD	J-0	February 1999	RFH3-SSB-HD	J-0	March 1999
	J-1	September 1999		J-1	September 1999
	J-2	October 1999		J-2	October 1999
	K-0	January 2000		K-0	January 2000
	L-5	January 2001		L-5	January 2001
	M-5	January 2002		M-5	May 2002
	N-6	June 2003		N-6	June 2003
	P-6	March 2004		P-6	March 2004
	Q-5	January 2005		Q-5	January 2005
	R-5	January 2006		S-6	April 2007
S-6	April 2007				

Auxiliary Code Breakdown

K-5

- Designates the year. "K" indicates the year 2000. Years progress or regress in alphabetical order. "J" is 1999, "L" is 2001, "M" is 2002, and so on. The letters "I" and "O" were skipped.
- Designates significant part changes within the same year for this model. Base is 5 (0 for auxiliary codes J and K) and this number advances for each change.

Example: P-6

- "P" indicates 2004.
- "6" indicates the first significant part change for 2004.

Note About Ordering Parts

Most assemblies cannot be ordered as complete units; parts in the assemblies generally must be ordered separately.

Material Abbreviations

ALUMINUM

AL = Aluminum

COPPER

CU = Copper

PLASTIC

ABS = Acrylonitrile -butadiene - styrene
AC = Polyacetal
EVA = Ethylene vinyl acetate
PA = Polyamide = Nylon
PC = Polycarbonate
PE = Polyethylene
PES = Polyester
PETP = Polyethylene terephthalate = Tetlon
PP = Polypropylene
PS = Polystyrene
PTFE = Polytetrafluoroethylene = Teflon
PUR = Polyurethane
PVC = Polyvinyl chloride

RUBBER

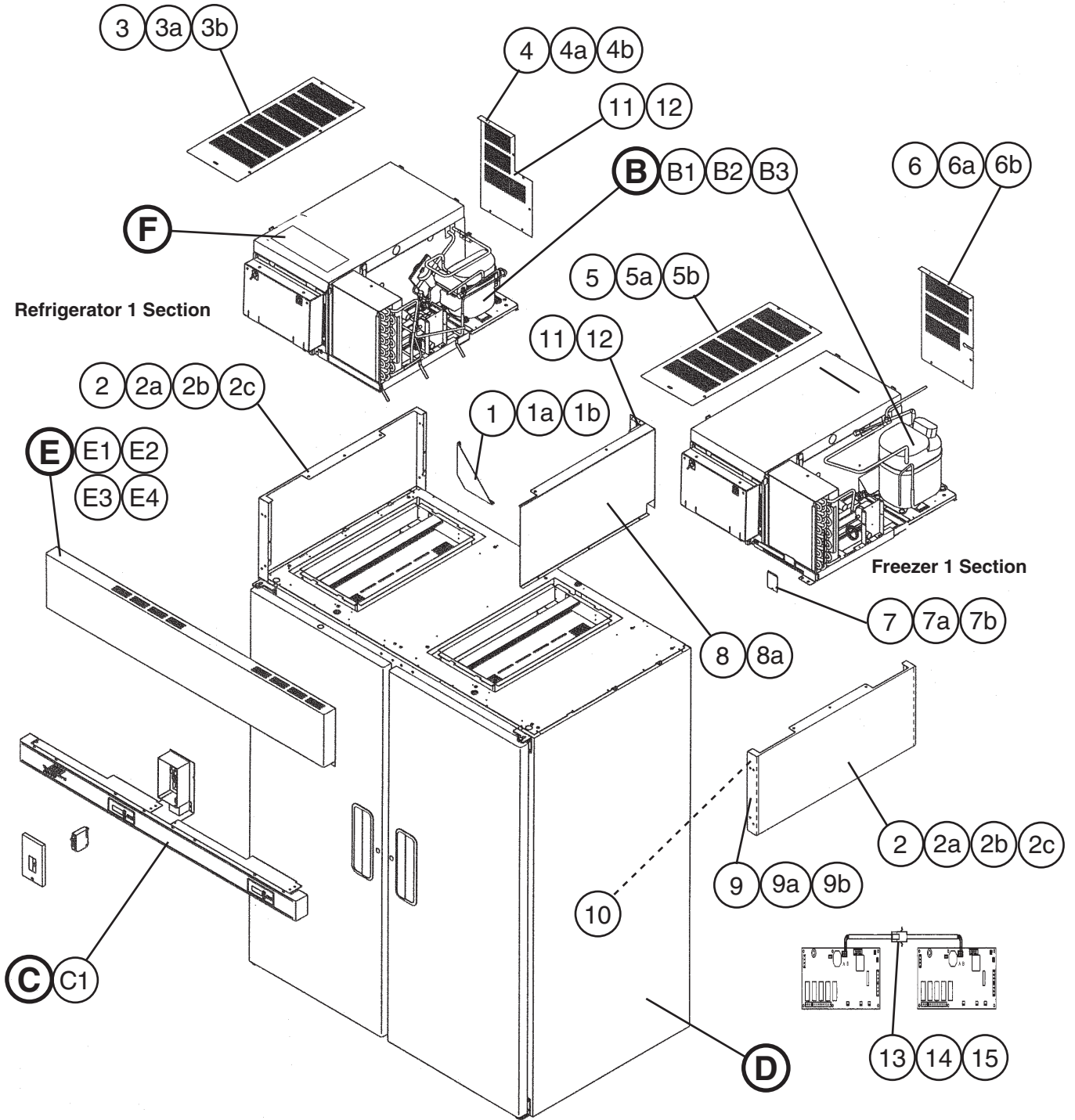
VN = Vinyl Nitrile
EPDM = EP rubber
NBR = Nitrile butadiene rubber
NR = Natural rubber
NP = Neoprene
SI.R = Silicone rubber
SY.R = Synthetic rubber
EPH = Epichlorohydrin

STEEL

GS = Galvanized steel
SS = Stainless steel
PS = Plated steel
PAS = Primed steel

A. Reach-In RFH2-SSB(-HD)

J-0, J-1, J-2, K-0, L-5, M-5, N-6, P-6, Q-5, R-5, S-5, S-6



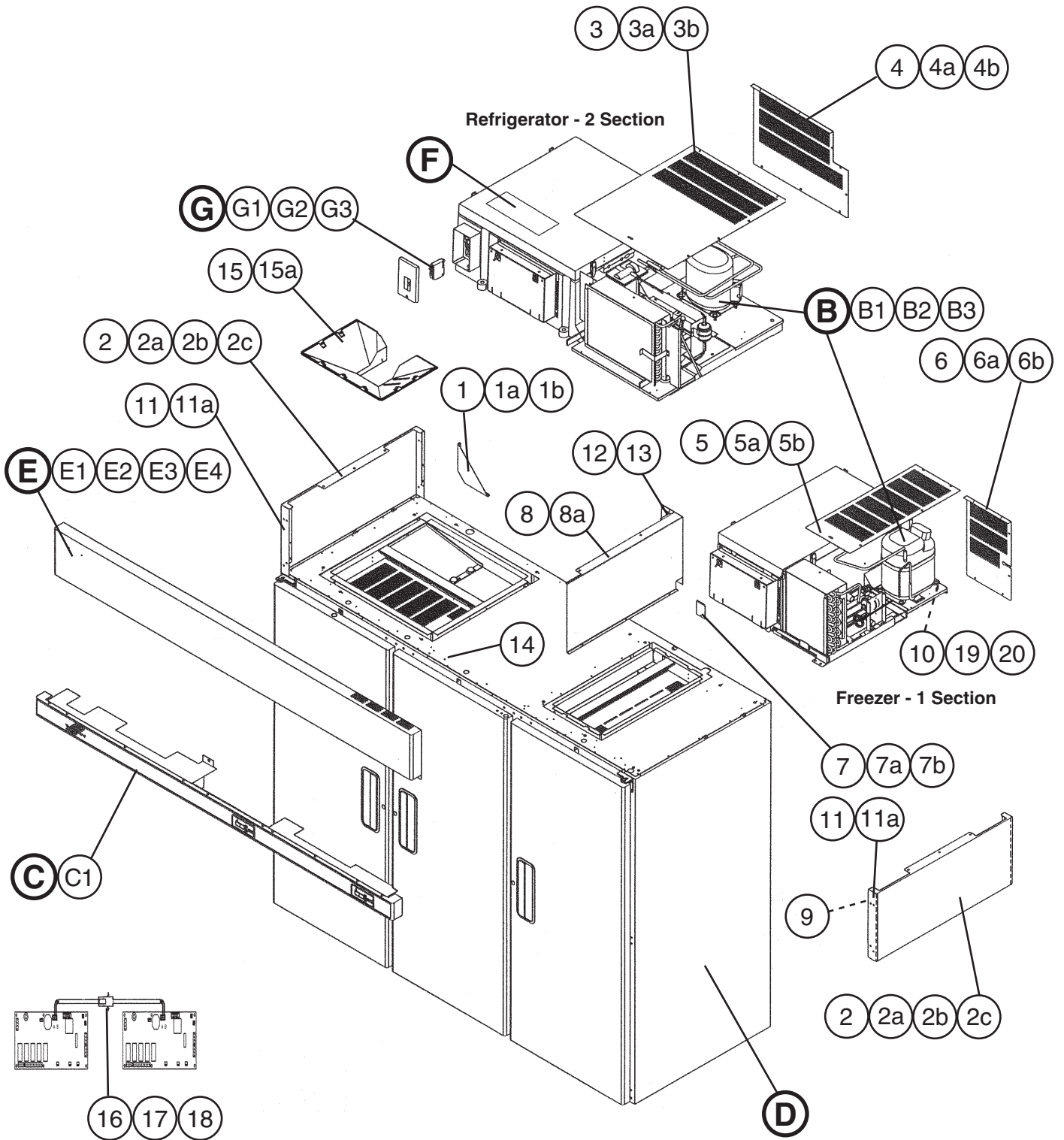
Title: **A. Reach-In** Model: **RFH2-SSB(-HD)**

Index No.	Description	Material or Model Number	Part Number	Required Number								
				J-0	J-1 to K-0	L-5 M-5	N-6 P-6	Q-5 R-5	S-5 S-6			
B	Refrigeration Assembly	Refrigerator - 1 section	1A0297A01	1	1	1	1	1	1			
		Freezer- 1 section	1A0278A01	1	1	1	1	1	1			
B1	Bolt Assembly	8x60	437889-01	10	10	10	10	10	10			
B2	Truss Head Screw	5x25, SS	7C32-0525	4	4	4	4	4	4			
B3	Washer	M8, SS	7W22-0800	4	4	4	4	4	4			
C	Control Panel Assembly	-	2A1371A01	1	1	1	1	1	1			
C1	T2 Screw	4x8, SS	7P32-0408	8	8	8	8	8	8			
D	Body-Final	RFH2-SSB	2A1362A01	1	1	1	1	1	1			
		RFH2-SSB-HD	2A1418A01	1	1	1	1	1	1			
E	Panel-Front	-	1A0040-01	1	1	-						
	Panel-Front Hinged Assembly	-	2A2011A02			1	1	1	1			
E1	Clevis Pin	-	8907-0102			2	2	2	2			
E2	Cotter Pin	-	8907-0103			2	2	2	2			
E3	Flat Washer	SS	4A0655-03			2	2	2	2			
E4	Spacer-Hinge	PA	4A2473-01			2	2	2	2			
F	Label Location	RFH2-SSB	2A1381G01	1	1	1	1	1	1			
		RFH2-SSB-HD	2A1381G02	1	1	1	1	1	1			
1	Gusset-Side, Top Gusset-Frame	GS	3A1006-01	1	1	-						
			3A1520-01			1	-					
			4A2845-01				1	-				
			4A3856-01					1	1			
1a	T2 Screw	4x8, SS	7P32-0408	2	2	4	4	4	4			
1b	Truss Head Screw	5x10, SS	7C32-0510	2	2							
2	Panel-Side, Top	SS	2A0615-02	2	2	-						
			2A1800-01			2	2	2	2			
2a	Taper Collar	-	4H0171-01	4	4	4	4	4	4			
2b	Countersunk Screw	5x20, SS	7C42-0520	4	4	4	4	4	4			
2c	Truss Head Screw	5x10, SS	7C32-0510			2	2	2	2			
3	Top UL Cover Assembly	Refrigerator, GS	2A1305G01	1	1	1	-					
			2A2757G01				1	1	1			
3a	Truss Head Screw	5x10, SS	7C32-0510	2	2							
3b	T2 Screw	4x8, SS	7P32-0408	2	2	5	5	5	5			
4	Rear UL Cover	Refrigerator, GS	2A1357G01	1	-							
			2A1633-01		1	1	-					
			2A2754-01				1	1	1			
4a	Truss Head Screw	5x10, SS	7C32-0510	2	3							
4b	T2 Screw	4x8, SS	7P32-0408	2	2	5	5	5	5			
5	Top UL Cover	Freezer, GS	2A0955-01	1	1	1	-					
			2A2751-01				1	1	-			
			2A2755-01						1			
5a	Truss Head Screw	5x10, SS	7C32-0510	3	3							
5b	T2 Screw	4x8, SS	7P32-0408	2	2	5	5	5	5			

Title: A. Reach-In Model: RFH2-SSB(-HD)												
Index No.	Description	Material or Model Number	Part Number	Required Number								
				J-0	J-1 to K-0	L-5 M-5	N-6 P-6	Q-5 R-5	S-5 S-6			
6	Rear UL Cover	Freezer, GS	2A0956-01	1	1	1	-					
			2A2752-01				1	1	-			
			2A4261-01							1		
6a	Truss Head Screw	5x10, SS	7C32-0510	2	2							
6b	T2 Screw	4x8, SS	7P32-0408	2	2	4	4	4	4			
7	Junction Box Cover	GS	433410-01	1	-							
			4A1992-01		1	1	1	1	1			
7a	T2 Screw	4x8, SS	7P32-0408	1	1	1	1	1	1			
7b	Bushing	-	420472-01	1	-							
			420472-05		1	1	1	1	1			
8	Panel-Division	GS	3A1173-01	1	-							
			3A1423G01		1	1	1	1	1			
8a	T2 Screw	4x8, SS	7P32-0408	3	3	3	3	3	3			
9	Frame-Side Top	GS	2A1803-01		2	2	2	2	2			
9a	Truss Head Screw	5x10, SS	7C32-0510		8	8	8	8	8			
9b	T2 Screw	4x8, SS	7P32-0408		4	4	4	4	4			
10	Bracket-Hinge	GS	4A2306-01		2	2	2	2	2			
11	Grounding Screw	M5	433304-02	1	1	1	1	1	1			
12	Square Washer	-	433537-02			1	1	1	1			
13	Data Cable	L=1030	4A1801L01	1	1	-						
		L=800				2	2	2	2			
14	Receptacle Housing	(2 pin) 3191-02R	412831-07			1	1	1	1			
15	Plug Housing	(2 pin) 3191-02P	412832-07			1	1	1	1			

**A. Reach-In
RFH3-SSB(-HD)**

J-0, J-1, J-2, K-0, L-5, M-5, N-6, P-6, Q-5, R-5, S-6



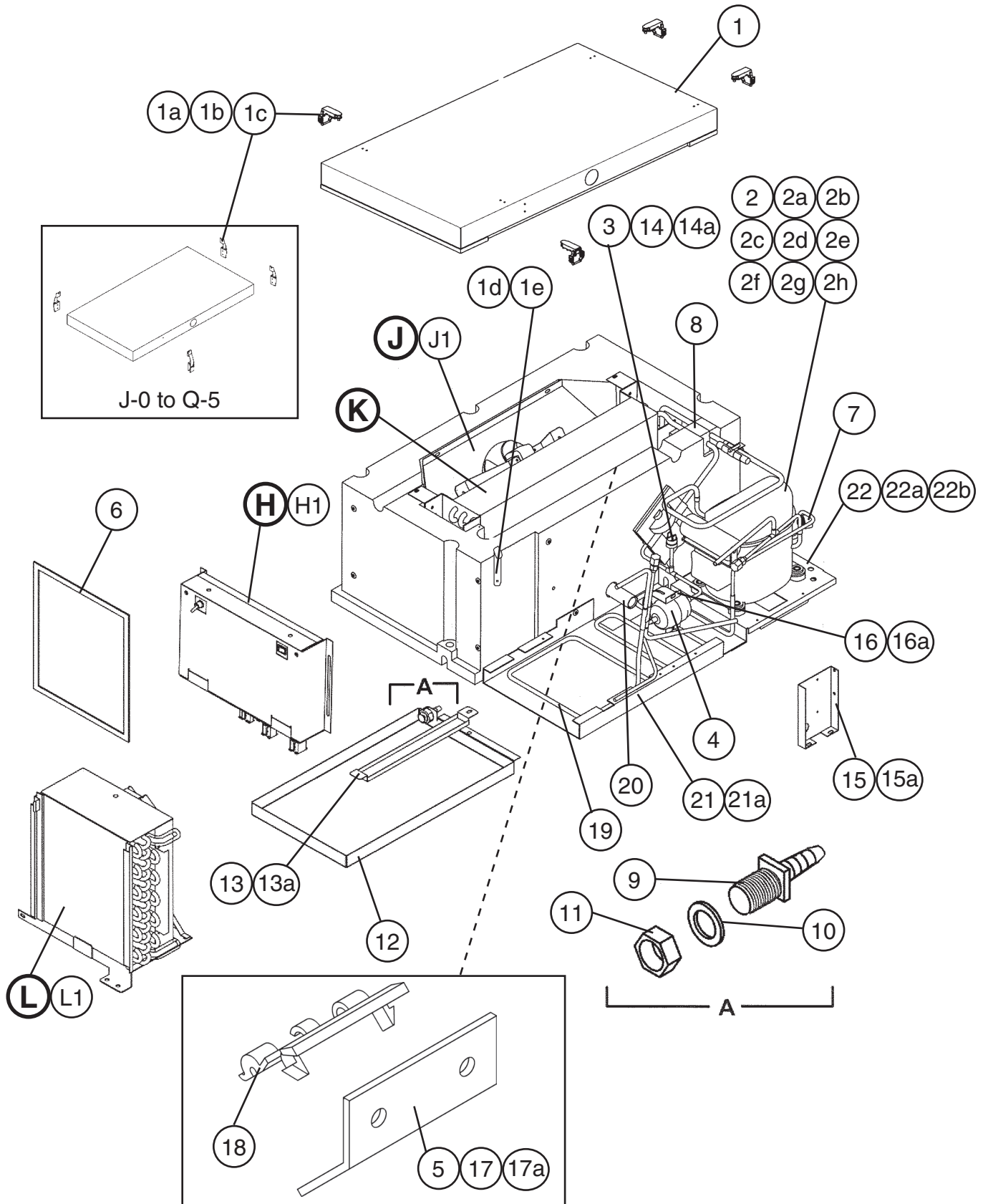
Title: A. Reach-In Model: RFH3-SSB(-HD)												
Index No.	Description	Material or Model Number	Part Number	Required Number								
				J-0	J-1 J-2	K-0	L-5	M-5	N-6 P-6	Q-5 R-5	S-6	
B	Refrigeration Assembly	Refrigerator- 2 section	1A0319A01	1	1	1	1	1	1	1	1	1
		Freezer- 1 section	1A0278A01	1	1	1	1	1	1	1	1	1
B1	Bolt Assembly	Refrigerator, 8x45	437889-01	6	6	6	6	6	6	6	6	6
		Freezer, 8x45		5	5	5	5	5	5	5	5	5
B2	Hex Bolt	Refrigerator, 8x70	7B01-0870	2	2	2	2	2	2	2	2	2
	Truss Head Screw	Freezer, 5x25, SS	7C32-0525	2	2	2	2	2	2	2	2	2
B3	Washer	Refrigerator, M8, SS	7W22-0800	2	2	2	2	2	2	2	2	2
		Freezer, M5, SS	7W22-0500	2	2	2	2	2	2	2	2	2
C	Control Panel Assembly	-	2A1408A01	1	1	1	1	1	1	1	1	1
C1	T2 Screw	4x8, SS	7P32-0408	12	12	12	12	12	12	12	12	12
D	Body-Final	RFH3-SSB	1A0393A01	1	1	1	1	1	1	1	1	1
		RFH3-SSB-HD	2A1440A01	1	1	1	1	1	1	1	1	1
E	Panel-Front	-	1A0286-01	1	1	1	-					
	Panel-Front Hinged Assembly	-	2A2011A03				1	1	1	1	1	1
E1	Clevis Pin		8907-0102				2	2	2	2	2	2
E2	Cotter Pin	-	8907-0103				2	2	2	2	2	2
E3	Flat Washer	-	4A0655-03				2	2	2	2	2	2
E4	Spacer-Hinge	-	4A2473-01				2	2	2	2	2	2
F	Label Location	RFH3-SSB	2A1415G01	1	1	1	1	1	1	1	1	1
		RFH3-SSB-HD	2A1415G02	1	1	1	1	1	1	1	1	1
G	Breaker Box Assembly	-	3A1377A01	1	1	1	1	1	1	1	1	1
G1	Truss Head Screw	4x16, SS	7C32-0416	3	3	3	3	3	3	3	3	3
G2	T2 Screw	4x8, SS	7P32-0408	1	1	1	1	1	1	1	1	1
G3	Truss Head Screw	5x10, SS	7C32-0510	2	2	2	2	2	2	2	2	2
1	Gusset-Side, Top	GS	3A1006-01	1	1	-						
	Gusset-Frame		3A1520-01			1	1	-				
			4A2845-01					1	1	-		
			4A3856-01							1	1	
1a	T2 Screw	4x8, SS	7P32-0408	8	8	4	4	4	4	4	4	4
1b	Truss Head Screw	5x10, SS	7C32-0510	2	2	-						
2	Panel-Side, Top	SS	2A0615-02	2	2	-						
			2A1800-01			2	2	2	2	2	2	2
2a	Taper Collar	SS	4H0171-01	4	4	4	4	4	4	4	4	4
2b	Countersunk Screw	5x20, SS	7C42-0520	4	4	4	4	4	4	4	4	4
2c	Truss Head Screw	5x10, SS	7C32-0510			2	2	2	2	2	2	2
3	Top UL Cover	Refrigerator, GS	2A1118-01	1	-							
			2A1118-02		1	1	1	1	1	1	1	1
3a	Truss Head Screw	5x10, SS	7C32-0510	3	3	-						
3b	T2 Screw	4x8, SS	7P32-0408	3	3	6	6	6	6	6	6	6

Title: A. Reach-In Model: RFH3-SSB(-HD)												
Index No.	Description	Material or Model Number	Part Number	Required Number								
				J-0	J-1	J-2	K-0	L-5	M-5	N-6	P-6	Q-5
4	Rear UL Cover Assembly	Refrigerator, GS	2A1406G01	1	-							
	Rear UL Cover		2A1632-01		1	1	1	1	1	1	1	1
4a	Truss Head Screw	5x10, SS	7C32-0510	2	3	-						
4b	T2 Screw	4x8, SS	7P32-0408	3	3	6	6	6	6	6	6	6
5	Top UL Cover	Freezer, GS	2A0955-01	1	1	1	1	1	-			
			2A2751-01						1	1	-	
			2A2755-01									1
5a	Truss Head Screw	5x10, SS	7C32-0510	6	3	-						
5b	T2 Screw	4x8, SS	7P32-0408	4	2	5	5	5	5	5	5	5
6	Rear UL Cover	Freezer, GS	2A0956-01	1	1	1	1	1	-			
			2A2752-01						1	1	-	
			2A4261-01									1
6a	Truss Head Screw	5x10, SS	7C32-0510	3	3							
6b	T2 Screw	4x8, SS	7P32-0408	2	2	4	4	4	4	4	4	4
7	Junction Box Cover	GS	433410-01	1	-							
	Cover-Junction Box		4A1992-01		1	1	1	1	1	1	1	1
7a	T2 Screw	4x8, SS	7P32-0408	1	1	1	1	1	1	1	1	1
7b	Bushing	-	420472-01	1	-							
			420472-05		1	1	1	1	1	1	1	1
8	Panel-Division	GS	3A1173-01	1	-							
			3A1423G01		1	1	1	1	1	1	1	1
8a	T2 Screw	4x8, SS	7P32-0408	3	3	3	3	3	3	3	3	3
9	Bracket-Hinge	-	4A2306-01				2	2	2	2	2	2
10	Tee-Tubing	-	4A1822-01	1	1	1	1	1	1	1	1	1
11	Frame-Side Top	GS	2A1803-01					2	2	2	2	2
11a	Truss Head Screw	5x10, SS	7C32-0510					8	8	8	8	8
12	Grounding Screw	-	433304-02			1	1	1	1	1	1	1
13	Square Washer	-	433537-02			1	1	1	1	1	1	1
14	Clamp	-	427902-05		4	4	4	4	4	4	4	4
15	Distributor-Air Top	-	1A0152-01		1	1	1	1	1	1	1	1
15a	T2 Screw	4x8, SS	7P32-0408		7	7	7	7	7	7	7	7
16	Data Cable	-	4A1801-01	1	1	-						
		L=1150	4A1801L01			2	2	2	2	2	2	2
17	Receptacle Housing	Refrigerator (2 pin)	412831-07			1	1	1	1	1	1	1
18	Plug Houshing	Freezer (2 pin)	412832-07			1	1	1	1	1	1	1
19	Vinyl Hose	L=280	7716-0913	1	1	-						
			7730I3812			1	1	1	1	1	1	1
20	Vinyl Hose	L=680	7716-0913	1	1	-						
			7730I3812			1	1	1	1	1	1	1

B. Refrigeration Assembly

RFH2-SSB(-HD) Refrigerator 1 Section

J-0, J-1, J-2, K-0, L-5, M-5, N-6, P-6, Q-5, R-5, S-5, S-6



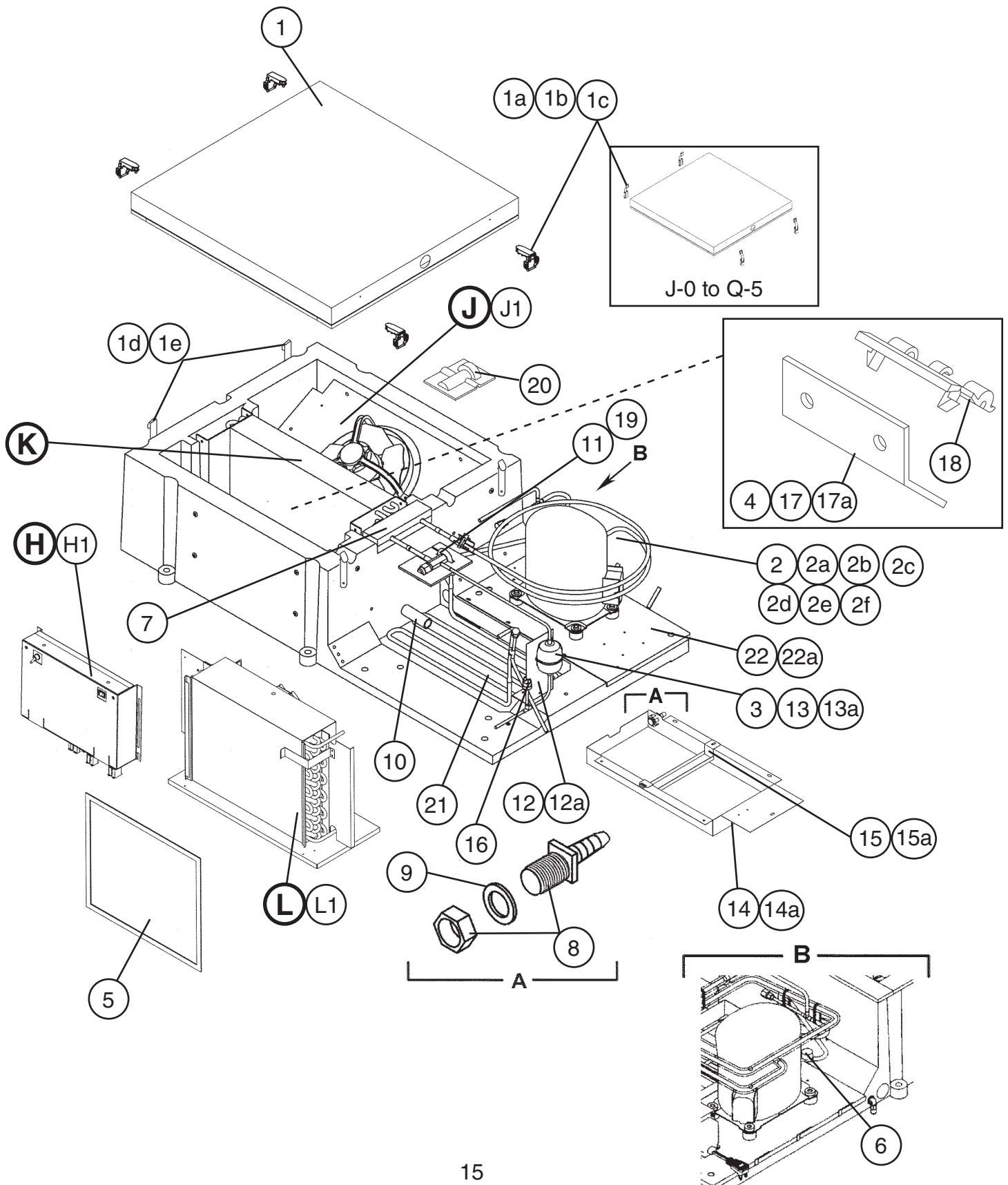
Title: **B. Refrigeration Assembly** Model: **RFH2-SSB(-HD) Refrigerator 1 Section**

Index No.	Description	Material or Model Number	Part Number	Required Number									
				J-0 to J-2	K-0 L-5	M-5	N-6 to Q-5	R-5 to S-6					
H	Control Box Assembly	-	2A1258A01	1	1	1	1	1					
H1	Truss Head Screw	4x16, SS	7C32-0416	4	4	4	4	4					
J	Evaporator Fan Shroud Assembly	-	2A0980A01	1	1	1	1	1					
J1	Truss Head Screw	4x12, SS	7C32-0412	4	4	4	4	4					
K	Evaporator Assembly	-	2A1263A01	1	1	1	1	1					
L	Condenser Assembly	-	3A1087A01	1	1	-							
			3A2609A01			1	1	1					
L1	T2 Screw	4x8, SS	7P32-0408	2	2	2	2	2					
1	Cover-Evaporator Case	-	2A0428G01	1	1	1	-						
			2A2726G01				1	1					
1a	Draw Latch	-	4A1710-01	4	4	4	4	-					
			4A3988-01					4					
1b	Truss Head Screw	4x16, SS	7C32-0416	4	4	4	4	-					
1c	T2 Screw	4x8, SS	7P32-0408	8	8	8	8	8					
1d	Catch-Latch	-	4A3987-01					4					
1e	Truss Head Screw	4x16, SS	7C32-0416					4					
2	Compressor	AEA9415ZXA	2A1260-01	1	1	1	1	1					
2a	Grommet-Compressor Mount	EPDM	4A1305-01	4	4	4	4	4					
2b	Sleeve-Grommet	70459	4A0449-01	4	4	4	4	4					
2c	Hex Bolt	8x45	7B01-0845	4	4	4	4	4					
2d	Washer-Flat	8	7W21-0800	4	4	4	4	4					
2e	Split Lock Washer	8	7L21-0800	4	4	4	4	4					
2f	Start Capacitor (Included in item 2: 2A1260-01)	243-292MFD 110V	3A4044-01	1	1	1	1	1					
2g	Start Relay (Included in item 2: 2A1260-01)	501-96175	3A4044-12	1	1	1	1	1					
2h	Protector (Included in item 2: 2A1260-01)	MRT22AHK-69	4A1875-02	1	1	1	1	1					
3	Pressure Switch (Included in 2A1257G01)	-	3A0335-02	1	1	-							
			4A2516-02			1	1	1					
4	Drier (Included in 2A1257G01)	-	4A0924-01	1	1	1	1	1					
5	Thermistor-Cabinet	-	4A1429-01	1	1	1	1	1					
6	Filter-Condenser	-	3A0277-01	1	1	1	1	1					
7	Thermostat-Clean Filter	37TJ32	4A0484-01	1	1	1	1	1					
8	Seal-Evaporator Tubing	NP/EPDM	4A0642-01	2	2	2	2	-					
			4A3089-01					2					
9	Fitting-Drain Overflow (Included in 3A0381A05)	-	4A0664-01	1	-								
			4A2182-01		1	1	1	1					
10	Washer-Drain Overflow (Included in 3A0381A05)	Rubber	4A0665-01	1	-								
		Rubber	413854-03		1	1	1	1					
11	Nut-Drain Fitting (Included in 3A0381A05)	-	4A0666-01	1	-								

Title: B. Refrigeration Assembly Model: RFH2-SSB(-HD) Refrigerator 1 Section												
Index No.	Description	Material or Model Number	Part Number	Required Number								
				J-0 to J-2	K-0 L-5	M-5	N-6 to Q-5	R-5 to S-6				
12	Evaporator Drain Pan (Included in 3A0381A05)	-	2A0616-01	1	-							
			2A0616-02		1	1	-					
			2A2760-01				1	1				
13	Condensate Coil Strap (Included in 3A0381A05)	-	3A0232-02	1	-							
			3A0232-03		1	1	1	1				
13a	Truss Head Screw (Included in 3A0381A05)	4x12, SS	7C32-0412	1	1	1	1	1				
14	Pressure Switch Bracket (Included in 2A1257G01)	-	4A0552-01	1	1	-						
14a	T2 Screw (Included in 2A1257G01)	4x6	7P32-0406	1	1	-						
15	Drier Mount (Included in 2A1257G01)	-	4A1480-01	1	1	1	1	-				
	Drier Bracket (Included in 2A1257G01)		4A4282-01					1				
15a	T2 Screw (Included in 2A1257G01)	4x8, SS	7P32-0408	2	2	2	2	2				
16	Drier Bracket (Included in 2A1257G01)	-	4A0806-01	1	1	1	1	-				
	Nylon Tie (Included in 2A1257G01)		8911-0301					1				
16a	T2 Screw (Included in 2A1257G01)	4x8, SS	7P32-0408	2	2	2	2	-				
17	Thermistor Bracket (A)	ABS	433964-01	1	1	1	1	1				
17a	Truss Head Screw	4x16, SS	7C32-0416	2	2	2	2	2				
18	Thermistor Bracket (B)	ABS	433920-01	1	1	1	1	1				
19	Coil-Condensate Coated	-	4A1362G01	1	1	-						
	Coil-Condensate		3A1644-01			1	1	1				
20	Evaporator Drain Pipe	-	4A0831-01	1	1	1	1	1				
21	Wire Clamp	-	4A0809-01	1	1	1	1	1				
21a	T2 Screw	4x8, SS	7P32-0408	1	1	1	1	1				
22	Compressor Base	-	2A1029G02	1	-							
			2A2756G01		1	1	1	1				
22a	Truss Head Screw	4x16, SS	7C32-0416	2	2	2	2	2				
22b	Truss Head Screw	5x10, SS	7C32-0510	1	1	1	1	1				

B. Refrigeration Assembly RFH3-SSB(-HD) Refrigerator 2 Section

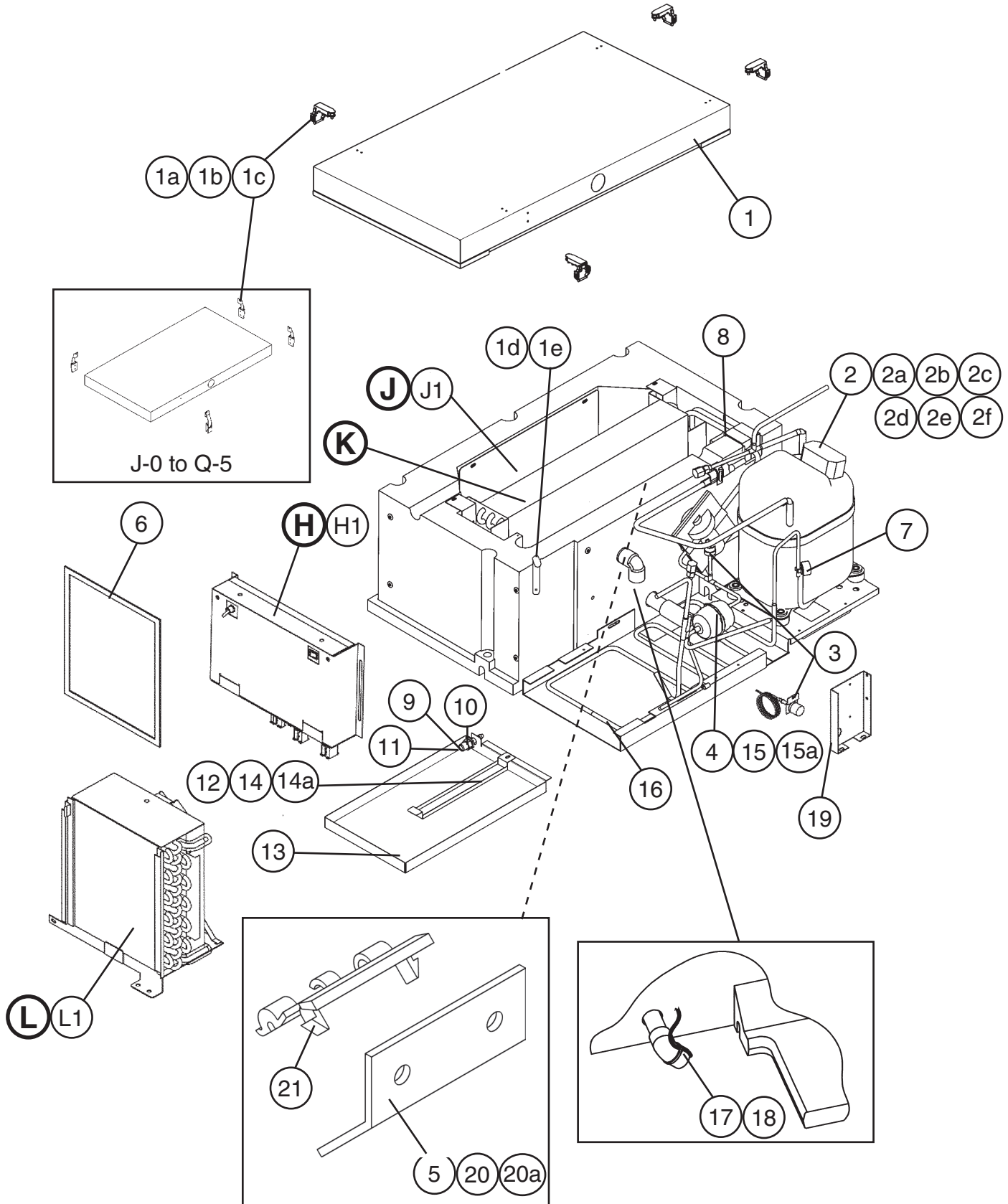
J-0, J-1, J-2, K-0, L-5, M-5, N-6, P-6, Q-5, R-5, S-6



Title: B. Refrigeration Assembly Model: RFH3-SSB(-HD) Refrigerator 2 Section													
Index No.	Description	Material or Model Number	Part Number	Required Number									
				J-0 to J-2	K-0 L-5	M-5	N-6 P-6	Q-5	R-5 S-6				
H	Control Box Assembly	-	2A1300A01	1	1	1	1	1	1				
H1	Truss Head Screw	4x16, SS	7C32-0416	4	4	4	4	4	4				
J	Evaporator Fan Shroud Assembly	-	3A0263G01	1	1	1	1	1	1				
J1	Truss Head Screw	4x16 SS	7C32-0416	2	2	2	2	2	2				
K	Evaporator Assembly	-	2A1297A01	1	1	1	1	1	1				
L	Condenser Assembly	-	3A1138A01	1	1	1	1	1	1				
L1	T2 Screw	4x8, SS	7P32-0408	4	4	4	4	4	-				
	Truss Head Screw	4x12	7C32-0412						2				
1	Cover-Evaporator Case	-	2A0245G01	1	1	1	1	1	-				
			2A2726G01						1				
1a	Draw Latch	-	4A1710-01	4	4	4	4	4	-				
			4A3988-01						4				
1b	Truss Head Screw	4x16, SS	7C32-0416	8	4	4	4	4	-				
1c	T2 Screw	4x8, SS	7P32-0408	4	8	8	8	8	8				
1d	Catch-Latch	GS	4A3987-01						4				
1e	Truss Head Screw	4x16, SS	7C32-0416						4				
2	Compressor (For starting components see "H. Control Box Assembly")	AKA9427ZXA	2A1295-01	1	1	1	1	1	1				
2a	Grommet	EPDM	434403-01	4	4	4	4	4	4				
2b	Spacer	70459	434404-01	4	4	4	4	4	4				
2c	Hex Bolt	8x45	7B01-0845	4	4	4	4	4	4				
2d	Flat Washer	8	7W21-0800	4	4	4	4	4	4				
2e	Split Lock Washer	8	7L21-0800	4	4	4	4	4	4				
2f	Protector (Included in item 2)	-	4A2069-01	1	1	1	1	1	1				
3	Drier	CW-052-S	4A0924-01	1	1	1	1	1	1				
4	Thermistor-Cabinet	4A1429	4A1429-01	1	1	1	1	1	1				
5	Filter-Condenser	-	3A0277-02	1	1	1	1	1	1				
6	Thermostat-Clean Filter	37TJ32	4A0484-01	1	1	1	1	1	1				
7	Seal-Refrigeration Tubing	NP/EPDM	4A0642-01	2	2	2	2	-					
			4A3089-01					2	2				
8	Fitting-Drain Overflow (Included in 4A0679A03)	PP	4A0664-01	1	1	-							
			4A2182-01			1	1	1	1				
9	Washer-Drain Sealing (Included in 4A0679A03)	Rubber	4A0665-01	1	1	-							
	Rubber Gasket (Included in 4A0679A03)		413854-03			1	1	1	1				
10	Evaporator Drain Pipe	-	3A0143-01	1	1	1	1	1	1				
11	Expansion Valve (Included in 3A2863G01)	Y1150-EFS-1/8-C	4A1711-01	1	1	1	1	1	1				
12	Drier Bracket	-	4A0949-01	1	1	1	1	1	-				
			4A4281-01						1				
12a	T2 Screw	4x8, SS	7P32-0408	2	2	2	2	2	2				

Title: B. Refrigeration Assembly Model: RFH3-SSB(-HD) Refrigerator 2 Section												
Index No.	Description	Material or Model Number	Part Number	Required Number								
				J-0 to J-2	K-0 L-5	M-5	N-6 P-6	Q-5	R-5 S-6			
13	Drier Bracket	-	4A0806-01	1	1	1	1	1	-			
	Nylon Tie		8911-0301						1			
13a	T2 Screw	4x8, SS	7P32-0408	2	2	2	2	2	-			
14	Evaporator Drain Pan Assembly	SS	4A0679A02	1	-							
			4A0679A03		1	1	1	1	1			
14a	T2 Screw	4x8, SS	7P32-0408	6	6	6	6	6	5			
15	Condensate Coil Strap (Included in 4A0679A03)	SS	3A0413-01	1	-							
			3A0413-03		1	1	1	1	1			
15a	Truss Head Screw	5x10, SS	7C32-0510	1	1	1	1	1	1			
16	Pressure Switch (Included in item L: 3A1138A01)	L-5 and earlier see "L.	3A0335-02	1	1	-						
	Pressure Switch (Included in 4A3192G01)	Condenser Assembly" for mounting hardware	4A2516-02			1	1	1	1			
17	Thermistor Bracket (A)	ABS	433964-01	1	1	1	1	1	1			
17a	Truss Head Screw	4x16, SS	7C32-0416	2	2	2	2	2	2			
18	Thermistor Bracket (B)	ABS	433920-01	1	1	1	1	1	1			
19	Expansion Valve Cover (A)	PE	3A0372-01	1	1	1	1	1	1			
20	Expansion Valve Cover (B)	PE	3A0372-02	1	1	1	1	1	1			
21	Coil-Condensate Coated (Included in 3A1136G01)	-	4A1421-01	1	1	1	1	-				
	Coil-Condensate (Included in 3A1136G01)		2A1856-01					1	1			
22	Compressor Base	-	2A1145G01	1	1	1	1	1	1			
22a	Truss Head Screw	5x10, SS	7C32-0510	2	2	2	2	2	-			

B. Refrigeration Assembly
RFH2-SSB(-HD), RFH3-SSB(-HD) Freezer 1 Section
 J-0, J-1, J-2, K-0, L-5, M-5, N-6, P-6, Q-5, R-5, S-5, S-6

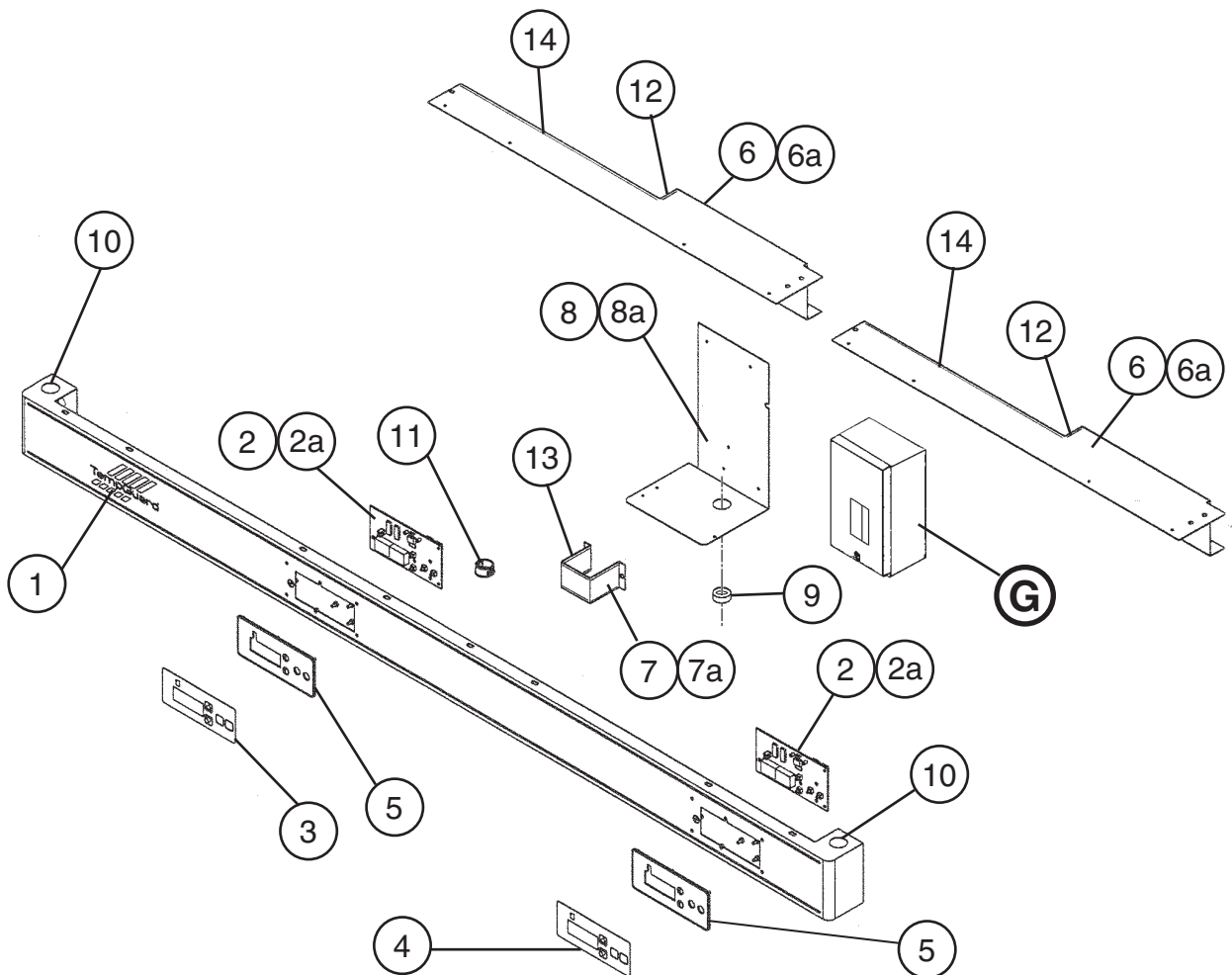


Title: B. Refrigeration Assembly Model: RFH2-SSB(-HD), RFH3-SSB(-HD) Freezer 1 Section													
Index No.	Description	Material or Model Number	Part Number	Required Number									
				J-0 to L-5	M-5	N-6	P-6 Q-5	R-5	S-5	S-6			
H	Control Box Assembly	-	2A1226A01	1	1	1	1	1	-				
			2A1226A03						1	1			
H1	Truss Head Screw	4x16,SS	7C32-0416	4	4	4	4	4	4	4	4		
J	Evaporator Fan Shroud Assembly	HS-3545 (Includes evaporator brackets, section "K," item 4).	2A0980A01	1	-								
			2A2260A01		1	-							
		-	2A2517A01			1	-						
			2A2517A02				1	1	1	1			
J1	Truss Head Screw	4x12, SS	7C32-0412	4	4	4	4	4	4	4	4		
K	Evaporator Assembly	-	2A0981A01	1	1	1	1	1	-				
			2A0981A06						1	1			
L	Condenser Assembly	-	3A0724A01	1	1	-							
			3A2610A01			1	1	1	-				
			3A2611A01						1	1			
L1	T2 Screw	4x8, SS	7P32-0408	2	2	2	2	2	2	2			
1	Cover-Evaporator Case	-	2A0428G01	1	1	-							
			2A2726G01			1	1	1	1	1			
1a	Draw Latch	-	4A1710-01	4	4	4	4	-					
			4A3988-01					4	4	4			
1b	Truss Head Screw	4x16,SS	7C32-0416	4	4	4	4	-					
1c	T2 Screw	4x8, SS	7P32-0408	8	8	8	8	8	8	8			
1d	Catch-Latch	-	4A3987-01					4	4	4			
1e	Truss Head Screw	4x16, SS	7C32-0416					4	4	4			
2	Compressor (For starting components see "H. Control Box Assembly")	AJA2425ZXA	2A0937-01	1	1	1	1	1	-				
		SC15CLX.2	4A3815-01						1	1			
2a	Grommet-Compressor Mount	EPDM	4A1305-01	4	4	4	4	4	-				
	Rubber Grommet		4A1452-01						4	-			
	Grommet-Compressor		4A2593-01								4		
2b	Sleeve-Grommet	-	4A0449-01	4	4	4	4	4	-				
	Sleeve		4A1451-01						4	-			
	Spacer-Compressor		4A2595-01								4		
2c	Hex Bolt	8x45	7B01-0845	4	4	4	4	4	-				
	Bolt	-	4A1459-01						4	-			
	Hex Bolt	8x45	7B01-0845							4			
2d	Washer-Flat	8	7W21-0800	4	4	4	4	4	-				
	Washer	-	4A1450-01						4	-			
	Flat Washer	8	7W21-0800							4			
2e	Split Lock Washer	8	7L21-0800	4	4	4	4	4	-				
2f	Protector (Included in item 2: 4A3815-01)	-	4A1860-02	1	1	1	1	1	-				
			4A3679-01						1	1			
3	Pressure Switch (Included in 2A1257G01)	-	3A0335-02	1	-								
			4A2516-02		1	1	1	1	1	1	1		

Title: B. Refrigeration Assembly Model: RFH2-SSB(-HD), RFH3-SSB(-HD) Freezer 1 Section												
Index No.	Description	Material or Model Number	Part Number	Required Number								
				J-0 to L-5	M-5	N-6	P-6 Q-5	R-5	S-5	S-6		
4	Drier (Included in 2A1257G01)	CW-052-S	4A0924-01	1	1	1	1	1	1	1		
5	Thermistor-Cabinet	Taiko 4A1429	4A1429-01	1	1	1	1	1	1	1		
6	Filter-Condenser	-	3A0277-01	1	1	1	1	1	1	1		
7	Thermostat-Clean Filter	37TJ32	4A0484-01	1	1	1	1	1	1	1		
8	Seal-Evaporator Tubing	Neoprene/EPDM	4A0642-01	2	2	2	2	-				
			4A3089-01					2	2	2		
9	Fitting-Drain Overflow (Included in 3A0381A05)	PP	4A0664-01	1	-							
			4A2182-01		1	1	1	1	1	1	1	
10	Washer-Drain Overflow (Included in 3A0381A05)	-	4A0665-01	1	-							
	Rubber Gasket (Included in 3A0381A05)		413854-03		1	1	1	1	1	1	1	
11	Nut - Drain Fitting (Included in item 9: 4A2182-01)	Heyco 8463	4A0666-01	1	-							
12	Gasket - Condenser Coil	-	4A0455-03	1	1	1	1	1	1	1	1	
13	Evaporator Drain Pan (Included in 3A0381A05)	SS	2A0616-01	1	-							
			2A2760-01		1	1	1	1	1	1	1	
14	Condensate Coil Strap (Included in 3A0381A05)	-	3A0232-03	1	1	1	1	1	1	1	1	
14a	Truss Head Screw (Included in 3A0381A05)	5x12, SS	7C32-0512	1	1	1	1	1	1	1	1	
15	Drier Bracket (Included in 2A1257G01)	GS	4A0806-01	1	1	1	1	1	1	1	-	
	Nylon Tie (Included in 2A1257G01)	-	8911-0301								1	
15a	T2 Screw	4x8, SS	7P32-0408	2	2	2	2	2	2	2	2	
16	Coil-Condensate Coated (Included in 2A1256G02)	-	4A1362G01	1	-							
	Coil-Condensate (Included in 2A1256G02)	-	3A1644-01		1	1	1	1	1	1	1	
17	Heater-Drain	10W 115V	4A2975-01				1	1	1	1		
18	Nylon Tie	CV-200	8911-0200				1	1	1	1		
19	Drier Mount (Included in 2A1257G01)	-	4A1480-01	1	1	1	1	1	1	-		
	Drier Bracket (Included in 2A1257G01)	GS	4A4282-01							1		
20	Thermistor Bracket (A)	ABS	433964-01	1	1	1	1	1	1	1		
20a	Truss Head Screw	4x16, SS	7C32-0416	2	2	2	2	2	2	2	2	
21	Thermistor Bracket (B)	ABS	433920-01	1	1	1	1	1	1	1	1	

C. Control Panel Assembly RFH2-SSB(-HD)

J-0, J-1, J-2, K-0, L-5, M-5, N-6, P-6, Q-5, R-5, S-5, S-6

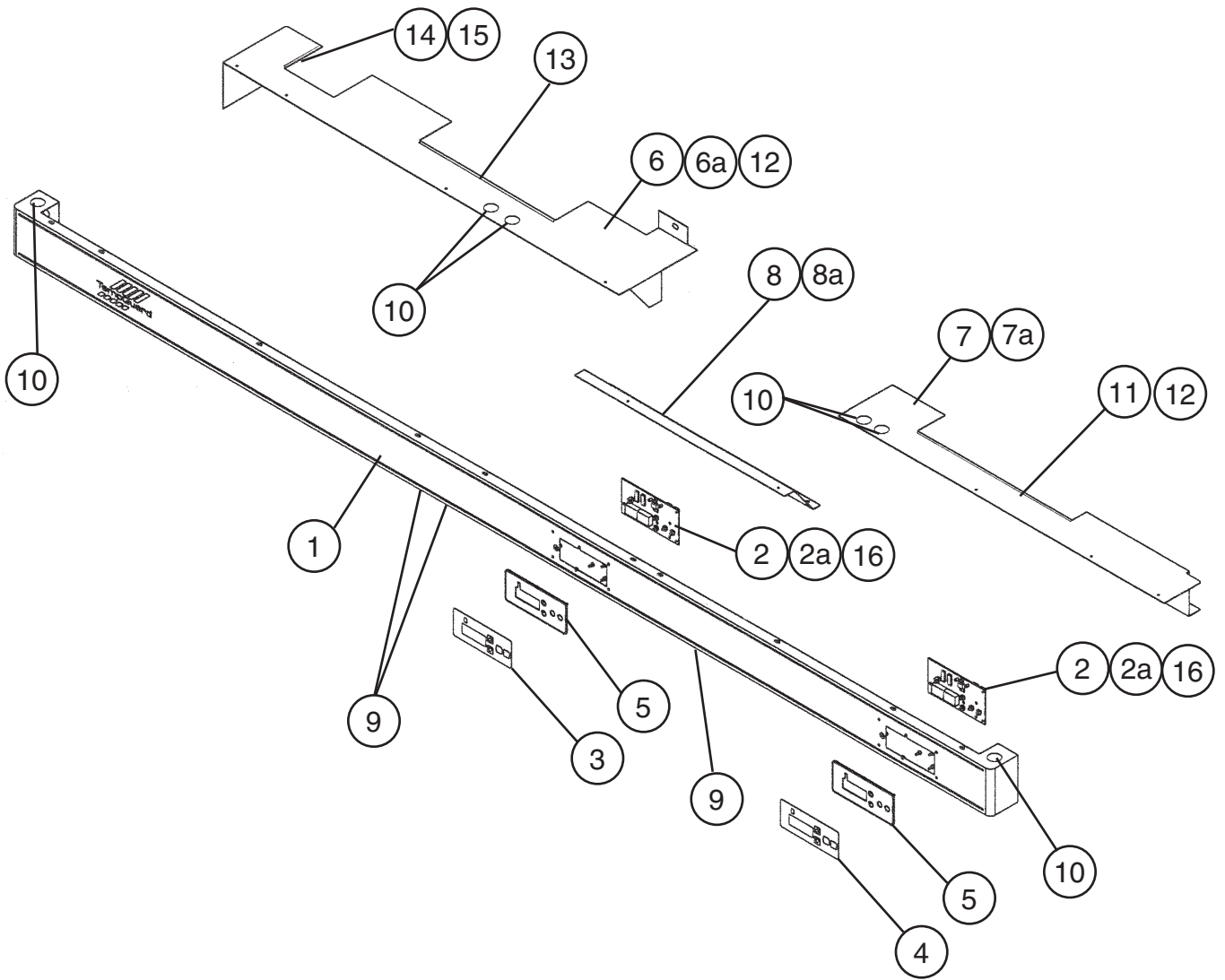


Title: **C. Control Panel Assembly** Model: **RFH2-SSB(-HD)**

Index No.	Description	Material or Model Number	Part Number	Required Number										
				J-0	J-1	J-2 K-0	L-5	M-5	N-6 P-6	Q-5 to S-6				
G	Box-Breaker Assembly	-	3A1377A01	1	1	1	1	1	1	1	1			
1	Panel-Control (Painted)	-	3A1198G01	1	1	1	-							
			1A0628G01				1	-						
	Panel-Control		1A0835-03					1	1	1				
2	Board-Display	3287A000	2A0883-01	2	2	2	2	2	2	2	2			
2a	Ribbon Cable	D-HA-104	4A1106-01	2	2	2	2	2	2	2	2			
3	Label-Display	Refrigerator	4A1558-01	1	1	1	1	1	-					
			3A2850-01						1	1				
4	Label-Display	Freezer	4A1558-02	1	1	1	1	1	-					
			3A2850-02						1	1				
5	Mount-Display Board	PC	3A0823-01	2	2	2	2	2	2	2	2			
6	Cover Wires	GS	2A1033-01	2	2	2	2	2	2	2	2			
6a	T2 Screw	4x8, SS	7P32-0408	8	8	8	8	8	8	8	8			
7	Shield-Wire	GS	4A1967-01		1	1	1	1	1	1	1			
7a	T2 Screw	4x8, SS	7P32-0408		2	2	2	2	2	2	2			
8	Cover-Wire Center	-	4A1775-01	1	-									
	Bracket-Breaker Box	GS	3A1376-01		1	1	1	1	1	1	1			
8a	T2 Screw	4x8, SS	7P32-0408	1	-									
					7	7	7	7	7	7	7			
9	Bushing	OCB-875	428394-04		1	1	1	1	1	1	1			
10	Locking Hole Plug	-	4A0586-03			2	2	2	2	2	2			
11	Locking Hole Plug	-	4A0420-02	2	2	2	2	2	2	2	-			
			4A0586-02								2			
12	Grommet Strip	L=30	4A1341L01		2	2	2	2	2	2	2			
13		L=48			6	6	6	6	6	6	6			
14		L=340			2	2	2	2	2	2	2	2		

C. Control Panel Assembly RFH3-SSB(-HD)

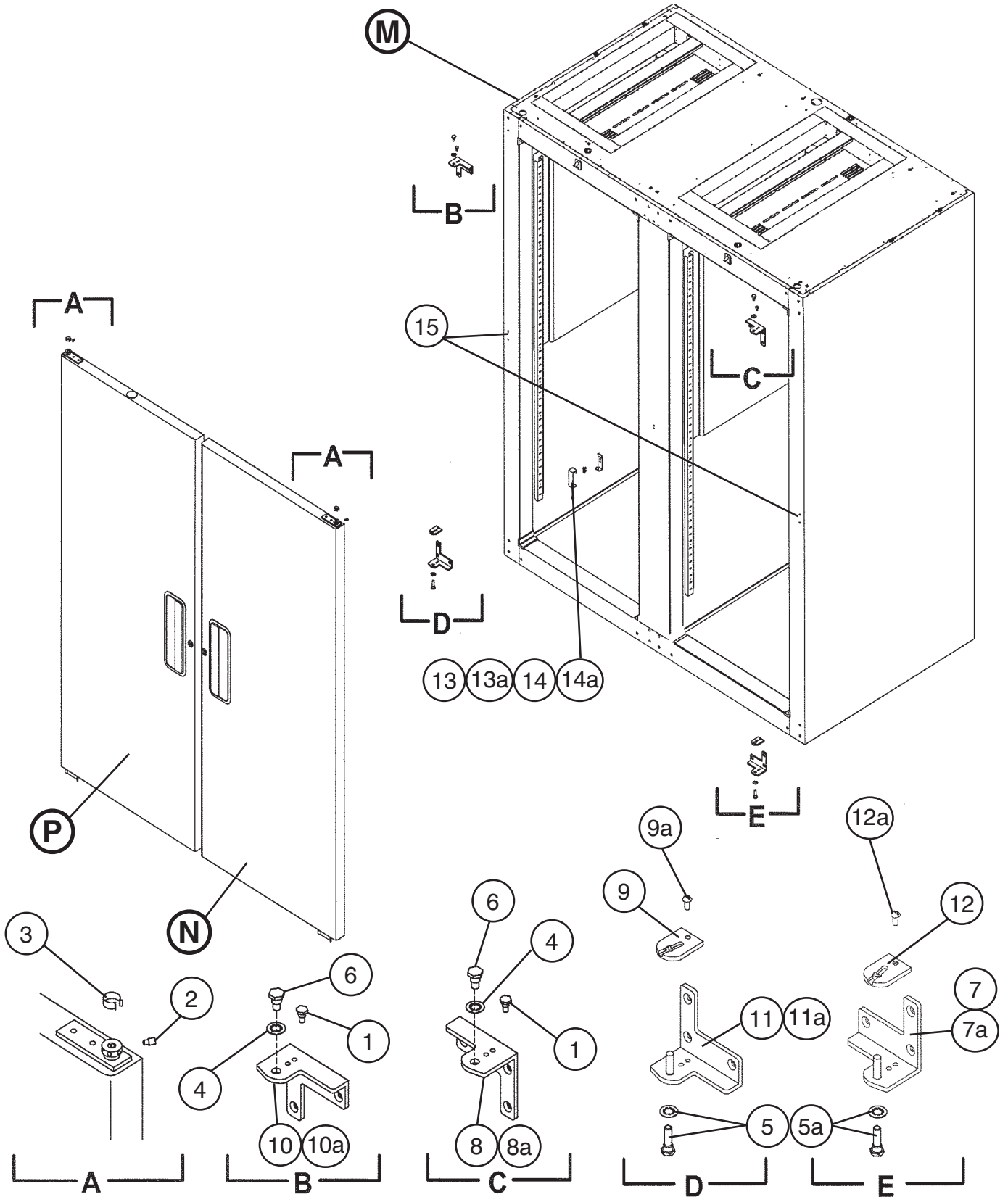
J-0, J-1, J-2, K-0, L-5, M-5, N-6, P-6, Q-5, R-5, S-6



Title: C. Control Panel Assembly Model: RFH3-SSB(-HD)												
Index No.	Description	Material or Model Number	Part Number	Required Number								
				J-0 J-1	J-2	K-0	L-5	M-5 N-6	P-6 to S-6			
1	Panel-Control (Painted)	-	2A1409G01	1	1	1	-					
			1A0629G01				1	-				
	Panel-Control	SS	1A0836-03					1	1			
2	Board-Display	3287A000	2A0883-01	2	2	2	2	2	2			
2a	Nylon Screw	-	4A1397-01	8	8	8	8	8	8			
3	Label-Display	Refrigerator	4A1558-01	1	1	1	1	-				
			3A2850-01					1	1			
4	Label-Display	Freezer	4A1558-02	1	1	1	1	-				
			3A2850-02					1	1			
5	Mount-Display Board	PC	3A0823-01	2	2	2	2	2	2			
6	Control Panel Cover	GS	3A0599-01	1	-							
			2A1572-01		1	1	1	1	1	1		
6a	T2 Screw	4x8, SS	7P32-0408	2	4	4	4	4	4			
7	Cover-Wires	GS	2A1414-01	1	1	1	1	1	1			
7a	T2 Screw	4x8, SS	7P32-0408	4	4	4	4	4	4			
8	Board Cover	GS	3A1046-01	1	1	1	1	1	1			
8a	T2 Screw	4x8, SS	7P32-0408	2	2	2	2	2	2			
			4A0420-02	3	3	3	3	3	-			
9	Locking Plug Hole	-	4A0586-02							3		
			4A0586-03			6	6	6	6			
10	Locking Plug Hole	-	4A0586-03			6	6	6	6			
11	Grommet Strip	L=58	4A1341L01	2	2	2	2	2	2			
12		L=329		2	2	2	2	2	2			
13		L=68		2	2	2	2	2	2			
14		L=104		2	2	2	2	2	2			
15		L=79		1	1	1	1	1	1			
16	Ribbon Cable	D-HA-104	4A1106-02	2	2	2	2	2	2			

D. Body-Final RFH2-SSB

J-0, J-1, J-2, K-0, L-5, M-5, N-6, P-6, Q-5, R-5, S-5, S-6

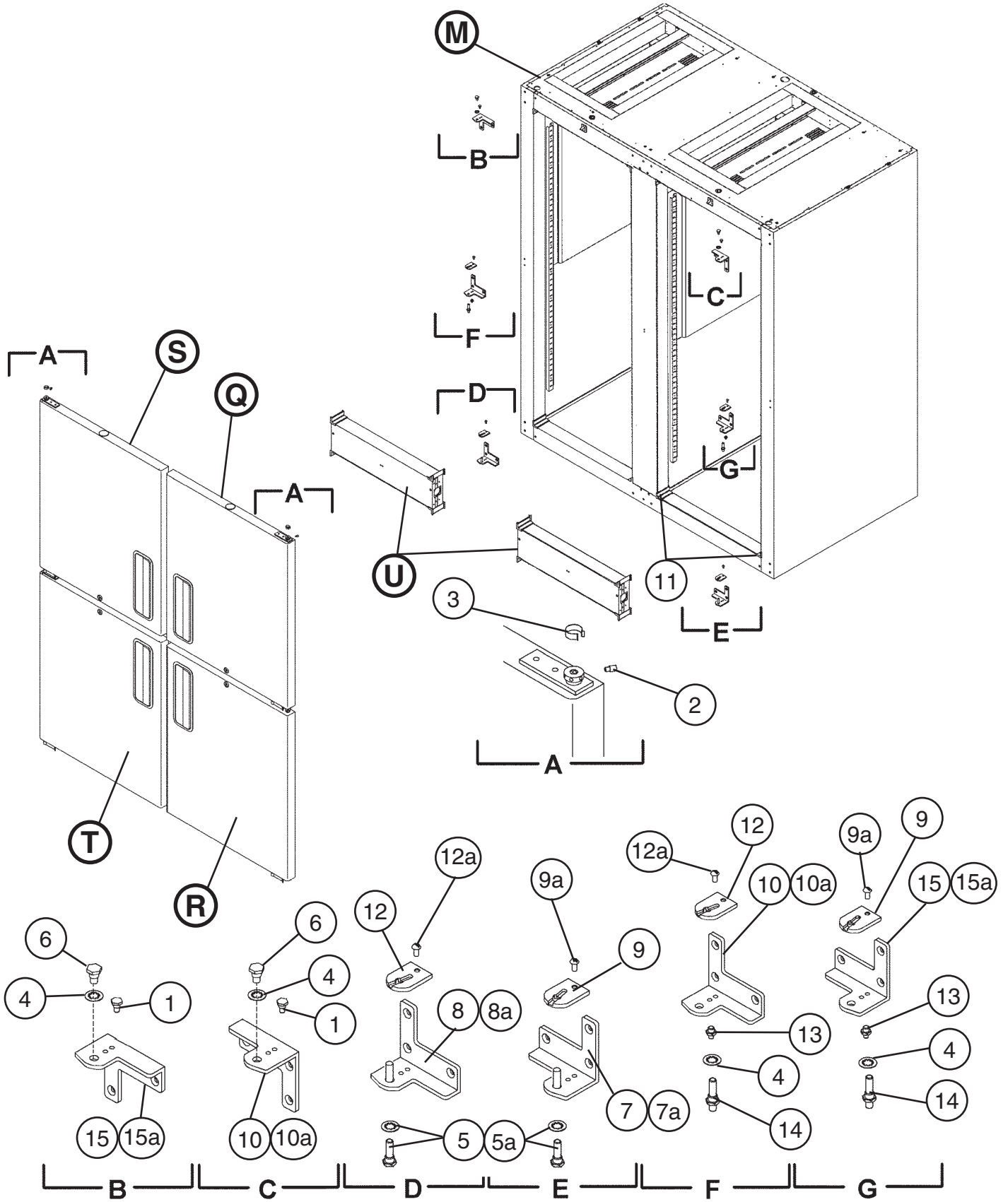


Title: **D. Body-Final** Model: **RFH2-SSB**

Index No.	Description	Material or Model Number	Part Number	Required Number									
				J-0 to J-2	K-0 L-5	M-5 to R-5	S-5 S-6						
M	Body-Prefinal	-	2A1359A01	1	1	1	1						
N	Door-Right	SS	1A0318A01	1	1	-							
			1A0318A03			1	1						
P	Door-Left	SS	1A0318A02	1	1	-							
			1A0318A04			1	1						
1	Hinge-Stop Pin	SS	4A0444-01	2	-								
			4A2180-01		2	2	2						
2	Hinge-Tension Screw	SS	4A0446-01	2	2	2	2						
3	Hinge-Bushing Cover	SS	4A0445-01	2	2	2	2						
4	Hinge-Lock Washer	SS	4A0553-01	2	2	2	2						
5	Hinge-Pivot Pin (BTM)	SS	4A0443-01	2	-								
5a	Hinge-Lock Washer	SS	4A0553-01	2	-								
6	Hinge-Pivot Pin (Top)	SS	4A0442-01	2	-								
			4A2179-01		2	2	2						
7	Bracket-Door Hinge (UL,LR)	Use latest for all aux. codes	3A0209-01	2	-								
	Bracket-Door Hinge (LR)		3A1626-01		1	1	1						
7a	Countersunk Screw (Included in 2A0693G02)	5x20, SS	7C42-0520	6	3	3	3						
8	Bracket-Door Hinge (LL,UR)	Use latest for all aux. codes	3A0215-01	2	-								
	Bracket-Door Hinge (UR)		3A1580-01		1	1	1						
8a	Countersunk Screw (Included in 2A0693G02)	5x20, SS	7C42-0520	6	3	3	3						
9	Hinge-Stop Plate (R)	SS	4A0441-01	1	1	1	1						
9a	Screw-Stop Plate	SS	4A0483-01	1	1	1	1						
10	Bracket-Door Hinge (UL)	SS	3A1581-01		1	1	1						
10a	Countersunk Screw (Included in 2A0693G02)	5x20, SS	7C42-0520		3	3	3						
11	Bracket-Door Hinge (LL)	-	3A1627-01		1	1	1						
11a	Countersunk Screw (Included in 2A0693G02)	5x20, SS	7C42-0520		3	3	3						
12	Hinge-Stop Plate (L)	SS	4A0441-02	1	1	1	1						
12a	Screw-Stop Plate	SS	4A0483-01	1	1	1	1						
13	Plate-Strike (Front)	SS	4A0355-01	1	1	1	1						
13a	Truss Head Screw	4x6, SS	7P32-0408	1	1	-							
		4x8, SS	7C32-0408			1	1						
14	Plate-Strike (Base)	SS	4A0354-01	1	1	1	1						
14a	T2 Screw	4x8, SS	7P32-0408	2	2	2	2						
15	T2 Screw	4x8, SS	7P32-0408	4	-								
	Canoe Clip	SS	4A0629-01		4	4	-						
	T2 Screw	4x8	7P32-0408				4						

D. Body-Final RFH2-SSB-HD

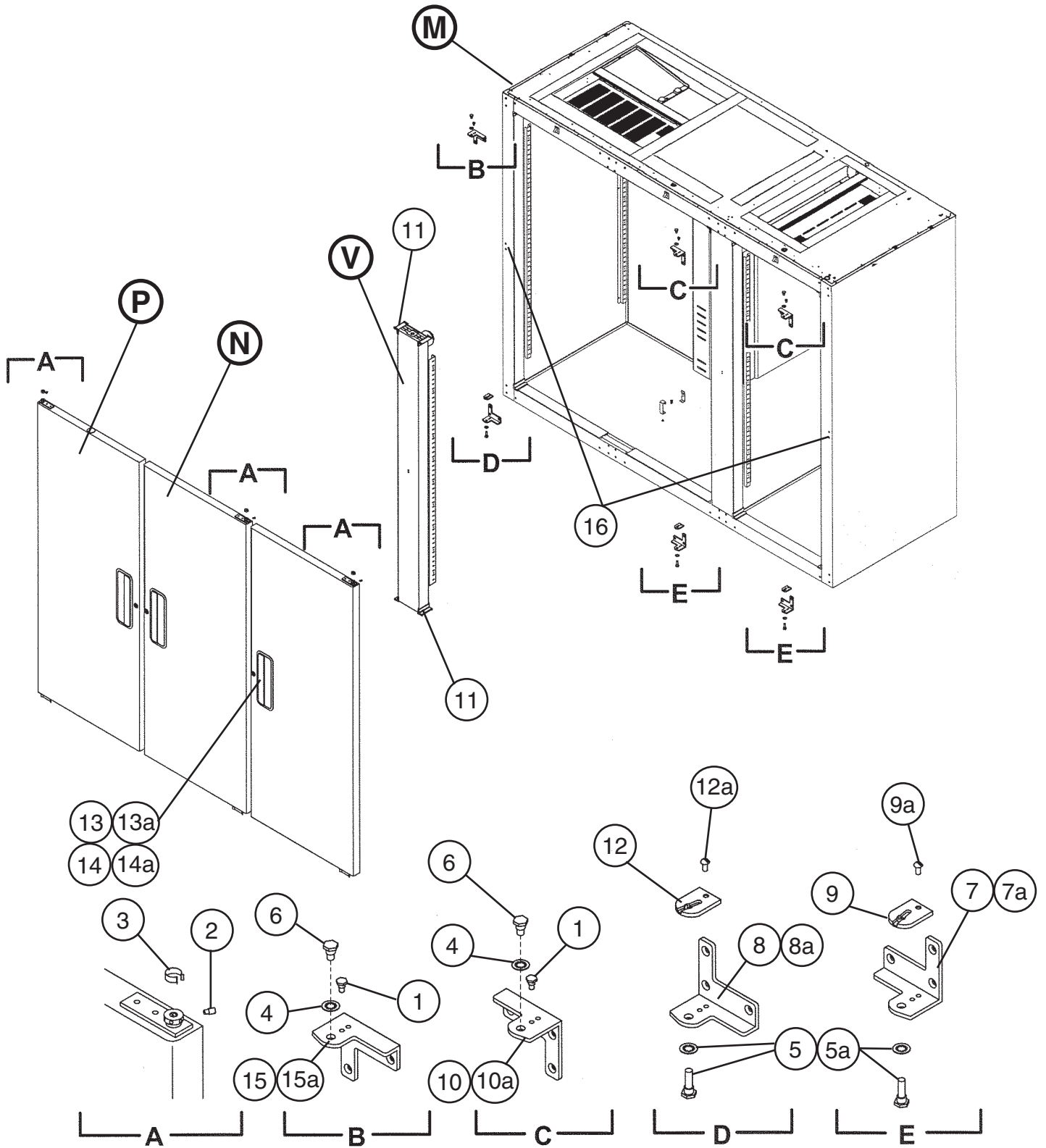
J-0, J-1, J-2, K-0, L-5, M-5, N-6, P-6, Q-5, R-5, S-6



Title: D. Body-Final Model: RFH2-SSB-HD											
Index No.	Description	Material or Model Number	Part Number	Required Number							
				J-0 to J-2	K-0 L-5	M-5 to S-6					
M	Body-Prefinal	SS	2A1417A01	1	1	1					
Q	Door-Half (UR)	SS	1A0326A01	1	1	-					
			1A0326A03			1					
R	Door-Half (LR)	SS	1A0324A01	1	1	-					
			1A0324A03			1					
S	Door-Half (UL)	SS	1A0324A02	1	1	-					
			1A0324A04			1					
T	Door-Half (LL)	SS	1A0326A02	1	1	-					
			1A0326A04			1					
U	Mullion-Horizontal	Non-Heated	2A1323A01	2	1	1					
		Heated (Freezer only)	2A1323A04		1	1					
1	Hinge-Stop Pin	SS	4A0444-01	2	-						
			4A2180-01		2	2					
2	Hinge-Tension Screw	SS	4A0446-01	4	4	4					
3	Hinge-Bushing Cover	SS	4A0445-01	4	4	4					
4	Hinge-Lock Washer	SS	4A0553-01	4	4	4					
5	Hinge-Pivot Pin (BTM)	SS	4A0443-01	2	-						
5a	Hinge-Lock Washer	SS	4A0553-01	2	-						
6	Hinge-Pivot Pin (Top)	SS	4A0442-01	2	-						
			4A2179-01		2	2					
7	Bracket-Door Hinge (UL,LR)	Use latest for all aux. codes	3A0209-01	3	-						
	Bracket-Door Hinge (LR)		3A1626-01		1	1					
7a	Countersunk Screw (Included in 2A1345G02)	5x20, SS	7C42-0520	9	3	3					
8	Bracket-Door Hinge (LL,UR)	Use latest for all aux. codes	3A0215-01	3	-						
	Bracket-Door Hinge (LL)		3A1627-01		1	1					
8a	Countersunk Screw (Included in 2A1345G02)	5x20, SS	7C42-0520	9	3	3					
9	Hinge-Stop Plate (R)	SS	4A0441-01	2	2	2					
9a	Screw-Stop Plate	SS	4A0483-01	2	2	2					
10	Bracket-Door Hinge (UR)	SS	3A1580-01		2	2					
10a	Countersunk Screw (Included in 2A1345G02)	5x20, SS	7C42-0520		6	6					
11	Cover-Corner	ABS	3A0221-01	16	-						
			3A1751-01		8	8					
12	Hinge-Stop Plate (L)	SS	4A0441-02	2	2	2					
12a	Screw-Stop Plate	SS	4A0483-01	2	2	2					
13	Stop Pin	SS	4A1734-01	2	2	2					
14	Pivot Pin	SS	4A1735-01	2	2	2					
15	Bracket-Door Hinge (UL)	SS	3A1581-01		2	2					
15a	Countersunk Screw (Included in 2A1345G02)	5x20, SS	7C42-0520		6	6					

D. Body-Final RFH3-SSB

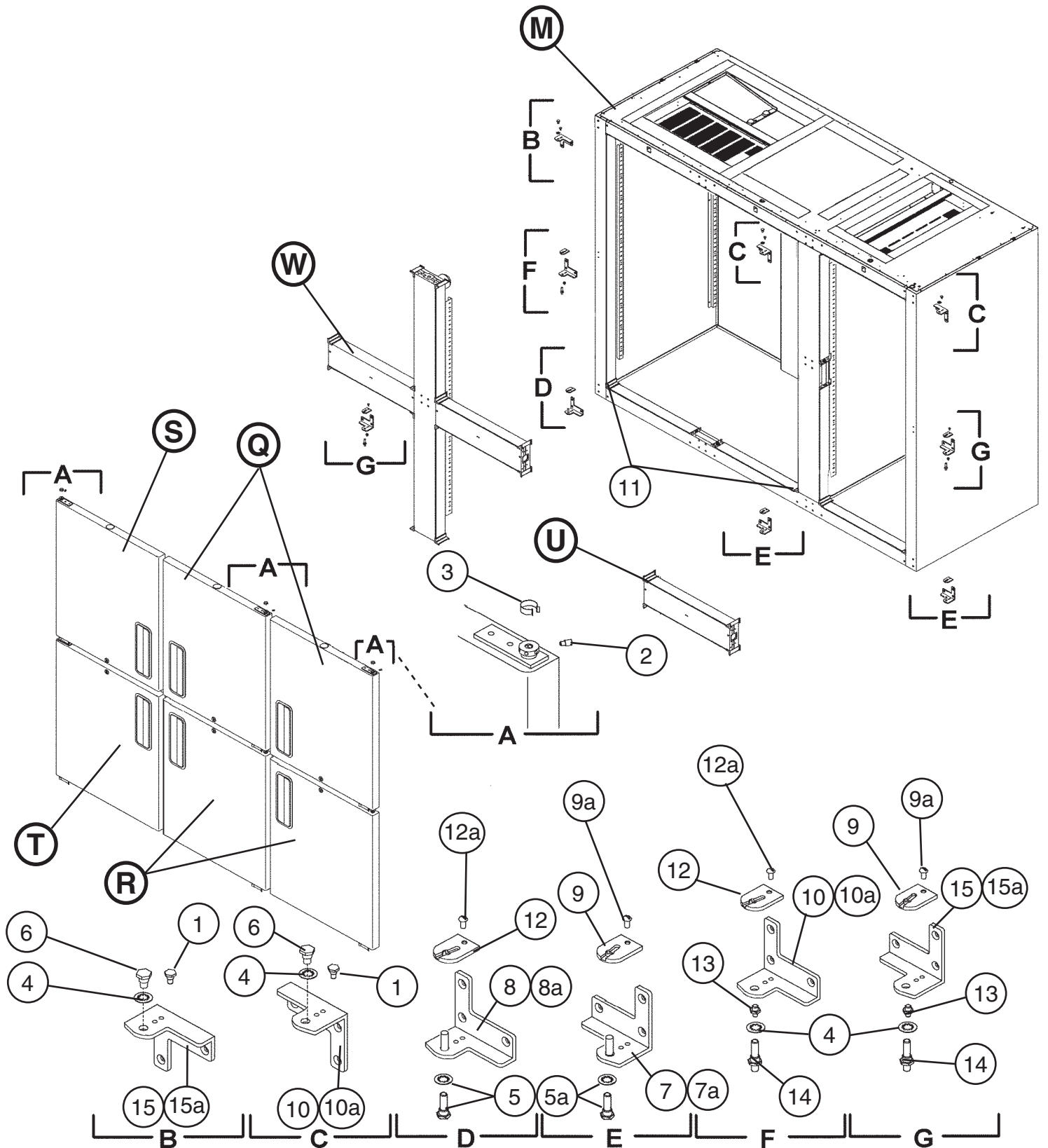
J-0, J-1, J-2, K-0, L-5, M-5, N-6, P-6, Q-5, R-5, S-6



Title: D. Body-Final Model: RFH3-SSB											
Index No.	Description	Material or Model Number	Part Number	Required Number							
				J-0 to J-2	K-0 L-5	M-5 to R-5	S-5 S-6				
M	Body-Prefinal	-	1A0390A01	1	1	1	1				
N	Door-Right	SS	1A0318A01	2	2	-	-				
			1A0318A03			2	2				
P	Door-Left	SS	1A0318A02	1	1	-	-				
			1A0318A04			1	1				
V	Mullion-Vertical	SS	2A1289A01	1	1	1	1				
1	Hinge-Stop Pin	SS	4A0444-01	3	-						
			4A2180-01		3	3	3				
2	Hinge-Tension Screw	SS	4A0446-01	3	3	3	3				
3	Hinge-Bushing Cover	SS	4A0445-01	3	3	3	3				
4	Hinge-Lock Washer	SS	4A0553-01	4	3	3	3				
5	Hinge-Pivot Pin (BTM)	SS	4A0443-01	3	-						
5a	Hinge-Lock Washer	SS	4A0553-01	2	-						
6	Hinge-Pivot Pin (Top)	SS	4A0442-01	3	-						
			4A2179-01		3	3	3				
7	Bracket-Door Hinge (UL,LR)	Use latest for all aux. codes	3A0209-01	3	-						
	Bracket-Door Hinge (LR)		3A1626-01		2	2	2				
7a	Countersunk Screw (Included in 2A1085G02)	5x20, SS	7C42-0520	9	6	6	6				
8	Bracket-Door Hinge (LL,UR)	Use latest for all aux. codes	3A0215-01	3	-						
	Bracket-Door Hinge (LL)		3A1627-01		1	1	1				
8a	Countersunk Screw (Included in 2A1085G02)	5x20, SS	7C42-0520	9	3	3	3				
9	Hinge-Stop Plate (R)	SS	4A0441-01	2	2	2	2				
9a	Screw-Stop Plate	SS	4A0483-01	2	2	2	2				
10	Bracket-Door Hinge (UR)	SS	3A1580-01		2	2	2				
10a	Countersunk Screw (Included in 2A1085G02)	5x20, SS	7C42-0520		6	6	6				
11	Cover-Corner	ABS	3A0221-01	12	-						
			3A1751-01		4	4	4				
12	Hinge-Stop Plate (L)	SS	4A0441-02	1	1	1	1				
12a	Screw-Stop Plate	SS	4A0483-01	1	1	1	1				
13	Plate-Strike (Base)	SS	4A0354-01	1	1	1	1				
13a	T2 Screw	4x8, SS	7P32-0408	2	2	2	2				
14	Plate-Strike (Front)	SS	4A0355-01	1	1	1	1				
14a	Truss Head Screw	4x8, SS	7C32-0408	1	1	1	1				
15	Bracket-Door Hinge (UL)	SS	3A1581-01		1	1	1				
15a	Countersunk Screw (Included in 2A1085G02)	5x20, SS	7C42-0520		3	3	3				
16	T2 Screw	4x8, SS	7P32-0408	4	-						
	Canoe Clip	SS	4A0629-01		4	4	-				
	T2 Screw	4x8, SS	7P32-0408				4				

D. Body-Final RFH3-SSB-HD

J-0, J-1, J-2, K-0, L-5, M-5, N-6, P-6, Q-5, S-6

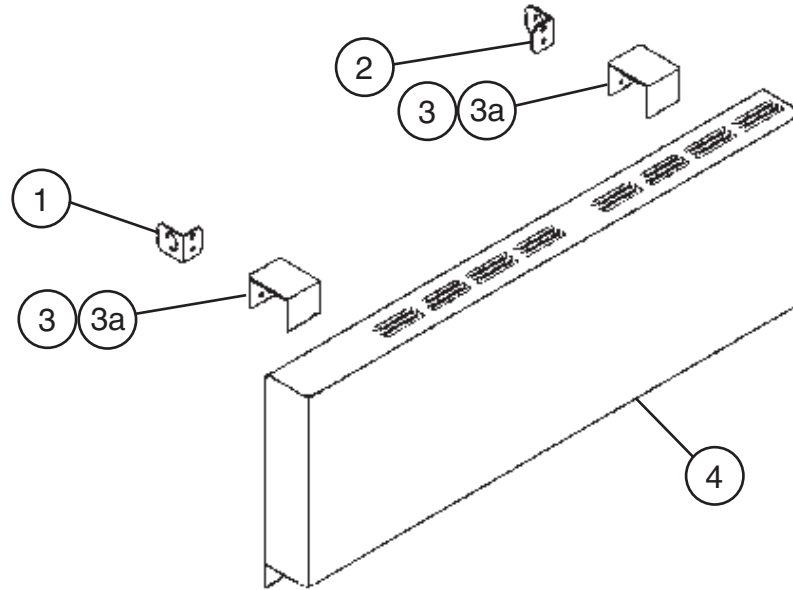


Title: **D. Body-Final** Model: **RFH3-SSB-HD**

Index No.	Description	Material or Model Number	Part Number	Required Number																
				J-0	J-1	J-2	K-0	L-5	M-5 to S-6											
M	Body-Prefinal	-	2A1439A01	1	1	1	1	1												
Q	Door-Half (UR)	-	1A0326A01	2	2	2	2	-												
			1A0326A03						2											
R	Door-Half (LR)	-	1A0324A01	2	2	2	2	-												
			1A0324A03						2											
S	Door-Half (UL)	-	1A0324A02	1	1	1	1	-												
			1A0324A04						1											
T	Door-Half (LL)	-	1A0326A02	1	1	1	1	-												
			1A0326A04						1											
U	Mullion-Horizontal	Non-Heated	2A1323A01	1	1	1	-													
		Heated	2A1323A04					1	1											
W	Mullion-Cross	-	2A1350A01	1	1	1	1	1												
1	Hinge-Stop Pin	SS	4A0444-01	3	3	-														
			4A2180-01				3	3	3											
2	Hinge-Tension Screw	SS	4A0446-01	6	6	6	6	6												
3	Hinge-Bushing Cover	SS	4A0445-01	6	6	6	6	6												
4	Hinge-Lock Washer	SS	4A0553-01	6	6	6	6	6												
5	Hinge-Pivot Pin (BTM)	SS	4A0443-01	3	3	3	-													
5a	Hinge-Lock Washer	SS	4A0553-01	6	6	6	-													
6	Hinge-Pivot Pin (Top)	SS	4A0442-01	3	3	3	-													
			4A2179-01					3	3											
7	Bracket-Door Hinge (UL, LR)	Use latest for all aux. codes	3A0209-01	5	5	5	-													
	Bracket-Door Hinge (LR)		3A1626-01					2	2											
7a	Countersunk Screw (Included in 2A1397G02)	5x20, SS	7C42-0520	15	15	15	6	6												
8	Bracket-Door Hinge (LL, UR)	Use latest for all aux. codes	3A0215-01	4	4	4	-													
	Bracket-Door Hinge (LL)		3A1627-01					1	1											
8a	Countersunk Screw (Included in 2A1397G02)	5x20, SS	7C42-0520	12	12	12	3	3												
9	Hinge-Stop Plate (R)	SS	4A0441-01	4	4	4	4	4												
9a	Screw-Stop Plate	SS	4A0483-01	4	4	4	4	4												
10	Bracket-Door Hinge (UR)	-	3A1580-01					3	3											
10a	Countersunk Screw (Included in 2A1397G02)	5x20, SS	7C42-0520					9	9											
11	Cover-Corner	ABS	3A0221-01	24	24	24	-													
			3A1751-01					16	16											
12	Hinge-Stop Plate (L)	SS	4A0441-02	2	2	2	2	2												
12a	Screw-Stop Plate	SS	4A0483-01	2	2	2	2	2												
13	Stop Pin	SS	4A1734-01	3	3	3	3	3												
14	Pivot Pin	SS	4A1735-01	3	3	3	3	3												
15	Bracket-Door Hinge (UL)	-	3A1581-01					3	3											
15a	Countersunk Screw (Included in 2A1397G02)	5x20, SS	7C42-0520					9	9											

E. Panel-Front Hinged Assembly RFH2-SSB(-HD), RFH3-SSB(-HD)

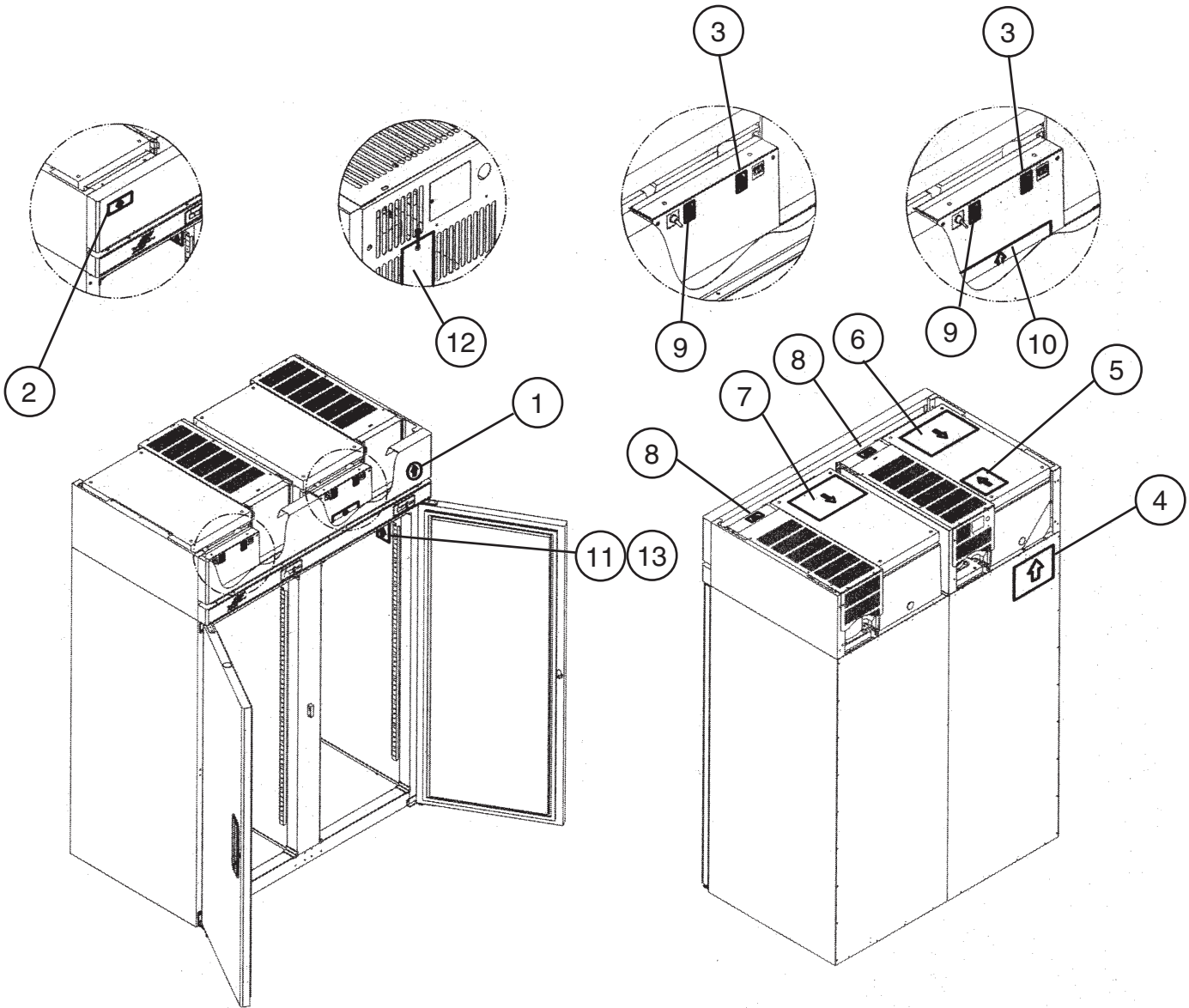
J-0, J-1, J-2, K-0, L-5, M-5, N-6, P-6, Q-5, R-5, S-5, S-6



Title: E. Panel-Front Hinged Assembly Model: RFH2-SSB(-HD), RFH3-SSB(-HD)										
Index No.	Description	Material or Model Number	Part Number	Required Number						
				J-0 to K-0	L-5 to S-6					
1	Hinge-Front Panel (L)	GS	4A2153-01		1					
2	Hinge-Front Panel (R)	GS	4A2154-01		1					
3	Channel-Hinge	GS	4A2170-01		2					
3a	Truss Head Screw	5x8, SS	7C32-0508		4					
4	Panel-Front	RFH2-SSB(-HD)	1A0040-01	1	-					
		SS	1A0624-02		1					
		RFH3-SSB(-HD)	1A0286-01	1	-					
		SS	1A0624-03		1					

F. Label Location RFH2-SSB(-HD)

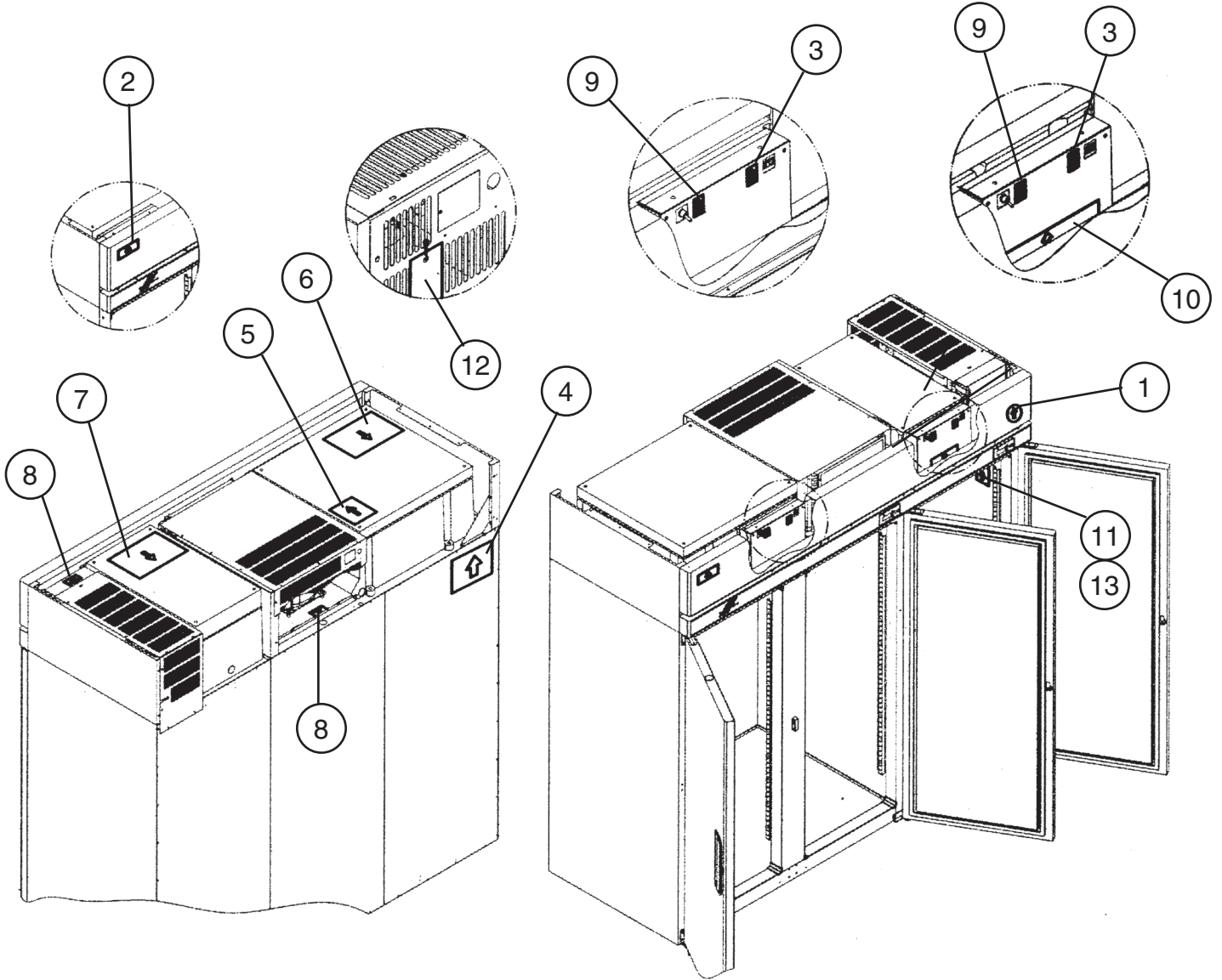
J-0, J-1, J-2, K-0, L-5, M-5, N-6, P-6, Q-5, R-5, S-5, S-6



Title: F. Label Location Model: RFH2-SSB(-HD)													
Index No.	Description	Material or Model Number	Part Number	Required Number									
				J-0	J-1 to L-5	M-5	N-6 P-6	Q-5 to S-5	S-6				
1	Label-Penguin-HA (L)	-	4A0526-02	1	1	1	1	1	1				
2	Emblem-Hoshizaki	-	4A0560-01	1	1	1	1	1	1				
3	Condensate Heater Label	-	4A1039-01	2	2	2	2	2	2				
4	Caution Label	PVC FILM	4A1931-01		1	1	1	1	1				
5	Wiring Label	Junction/ Breaker Box	3A1210-01	1	1	-							
			3A2114-01			1	1	1	1				
6	Wiring Label	Refrigerator	2A1286-01	1	1	-							
			2A2346-01			1	1	1	1				
7	Wiring Label	Freezer	2A1270-01	1	1	-							
			2A2341-01			1	1	1	-				
			2A4241-01							1			
8	Label-R404A	-	4A0960-01	2	2	2	2	2	2				
9	Label-On/Off	-	4A0522-01	2	2	2	2	2	2				
10	Label-Display Info	Label-Refrigerator	3A1062-01	1	-								
		Label-Freezer	3A0592-01	1	-								
		Label-Display	3A1413-01		1	1	1	1	1	1			
11	Cover-Nameplate	-	4A3727-01			1	1	1	1				
12	Tag-Warning: Electrical Connection	-	4A1793-01	1	1	1	1	1	1				
13	Nameplate	RFH2-SSB	4A1798-01	1	-								
			3A1447-01		1	1	-						
			1A0764-01				1	1	1				
		RFH2-SSB-HD	4A1834-01	1	-								
			3A1448-01		1	1	-						
			1A0764-02				1	1	1				

F. Label Location RFH3-SSB(-HD)

J-0, J-1, J-2, K-0, L-5, M-5, N-6, P-6, Q-5, R-5, S-6

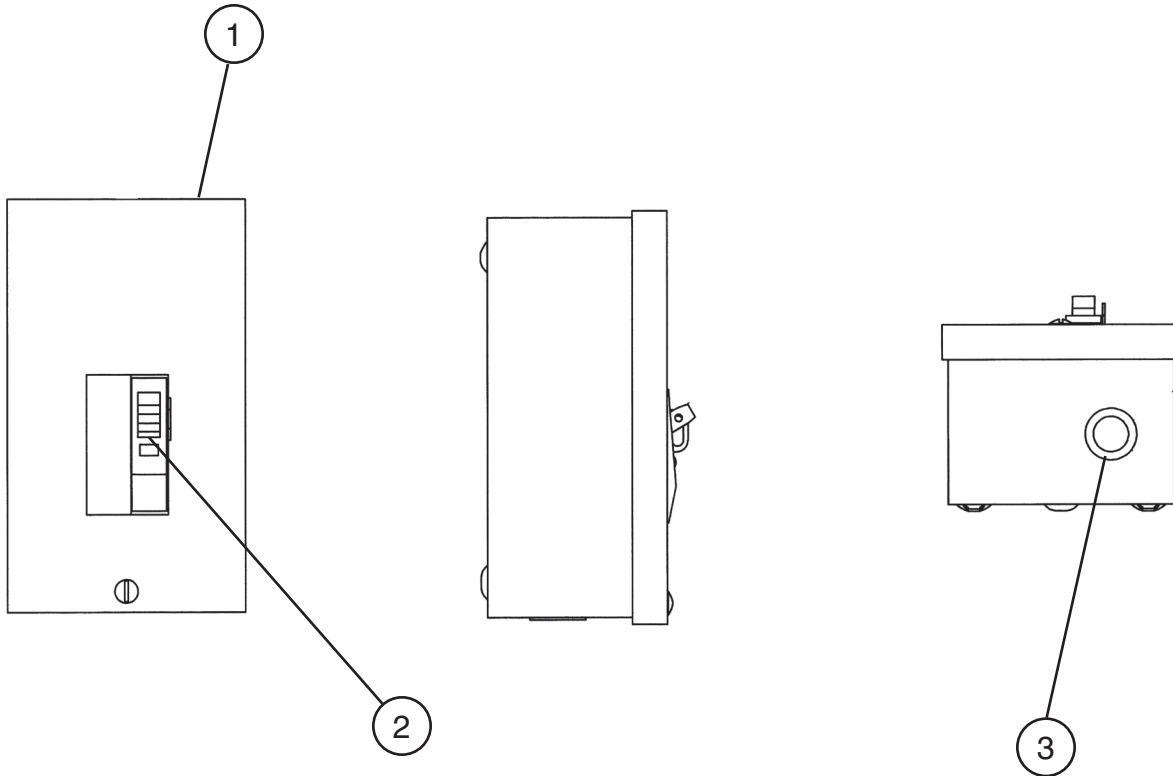


Title: F. Label Location Model: RFH3-SSB(-HD)												
Index No.	Description	Material or Model Number	Part Number	Required Number								
				J-0	J-1 to L-5	M-5	N-6 P-6	Q-5 R-5	S-6			
1	Label-Penguin-HA (L)	-	4A0526-02	1	1	1	1	1	1			
2	Emblem-Hoshizaki	-	4A0560-01	1	1	1	1	1	1			
3	Condensate Heater Label	-	4A1039-01	2	2	2	2	2	2			
4	Caution Label	PVC FILM	4A1931-01	1	1	1	1	1	1			
5	Wiring Label	Junction/ Breaker Box	3A1210-01	1	1	-						
			3A2114-01			1	1	1	1			
6	Wiring Label	Refrigerator	2A1999-01	1	1	-						
			2A2349-01			1	1	1	1			
7	Wiring Label	Freezer	2A1270-01	1	1	-						
			2A2341-01			1	1	1	-			
			2A4241-01							1		
8	Label-R404A	-	4A0960-01	2	2	2	2	2	2			
9	Label-On/Off	-	4A0522-01	2	2	2	2	2	2			
10	Label-Display Info	Label-Refrigerator	3A1062-01	1	-							
		Label-Freezer	3A0592-01	1	-							
		Label-Display	3A1413-01		1	1	1	1	1			
11	Cover-Nameplate	-	4A3727-01			1	1	1	1			
12	Tag-Warning: Electrical Connection	-	4A1793-01	1	1	1	1	1	1			
13	Nameplate	RFH3-SSB	4A1811-01	1	-							
			3A1449-01		1	1	-					
			1A0764-03				1	1	1			
		RFH3-SSB-HD	4A1837-01	1	-							
			3A1450-01		1	1	-					
			1A0764-04				1	1	1			

G. Breaker Box Assembly

RFH2-SSB(-HD), RFH3-SSB(-HD)

J-0, J-1, J-2, K-0, L-5, M-5, N-6, P-6, Q-5, R-5, S-5, S-6

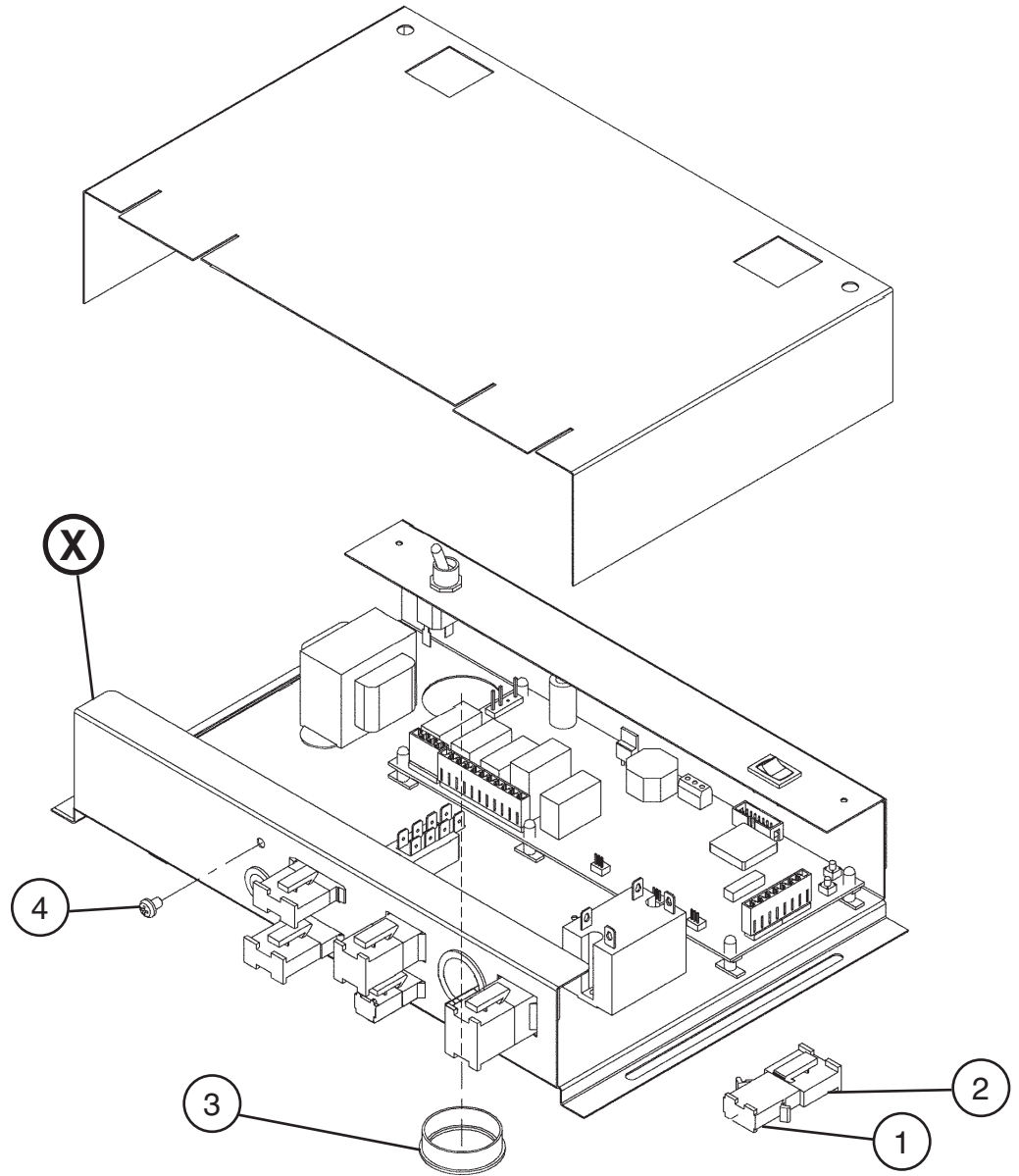


Title: G. Breaker Box Assembly Model: RFH2-SSB(-HD), RFH3-SSB(-HD)										
Index No.	Description	Material or Model Number	Part Number	Required Number						
				J-0 to S-6						
1	Box-Breaker	Q02I30S SQ-D	3A1375-01	1						
2	Circuit-Breaker	30 AMP Q0130 SQ-SD	4A1932-01	1						
3	Bushing	OCB-875	428394-04	1						

H. Control Box Assembly

RFH2-SSB(-HD) Refrigerator 1 Section

J-0, J-1, J-2, K-0, L-5, M-5, N-6, P-6, Q-5, R-5, S-5, S-6

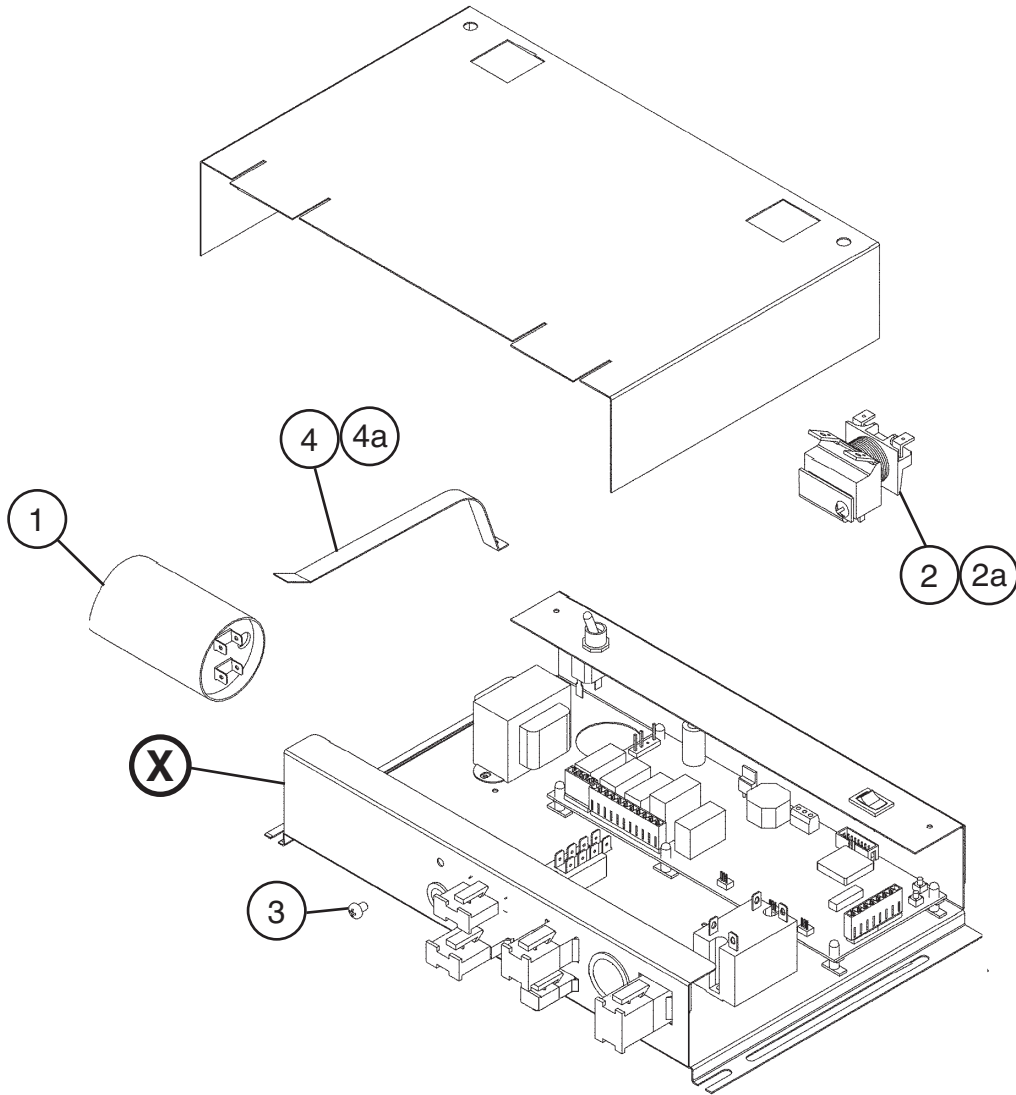


Title: H. Control Box Assembly Model: RFH2-SSB(-HD) Refrigerator 1 Section										
Index No.	Description	Material or Model Number	Part Number	Required Number						
				J-0 to S-6						
X	Common Control Box	HS-3500	2A1147A01	1						
1	Plug Housing (3 Pin)	3191-03P	412832-06	1						
2	Receptacle Housing (3 Pin)	3191-03R1	412831-06	1						
3	Bushing	SB-1500-21	420470-06	1						
4	Grounding Screw	M5	433304-02	1						

H. Control Box Assembly

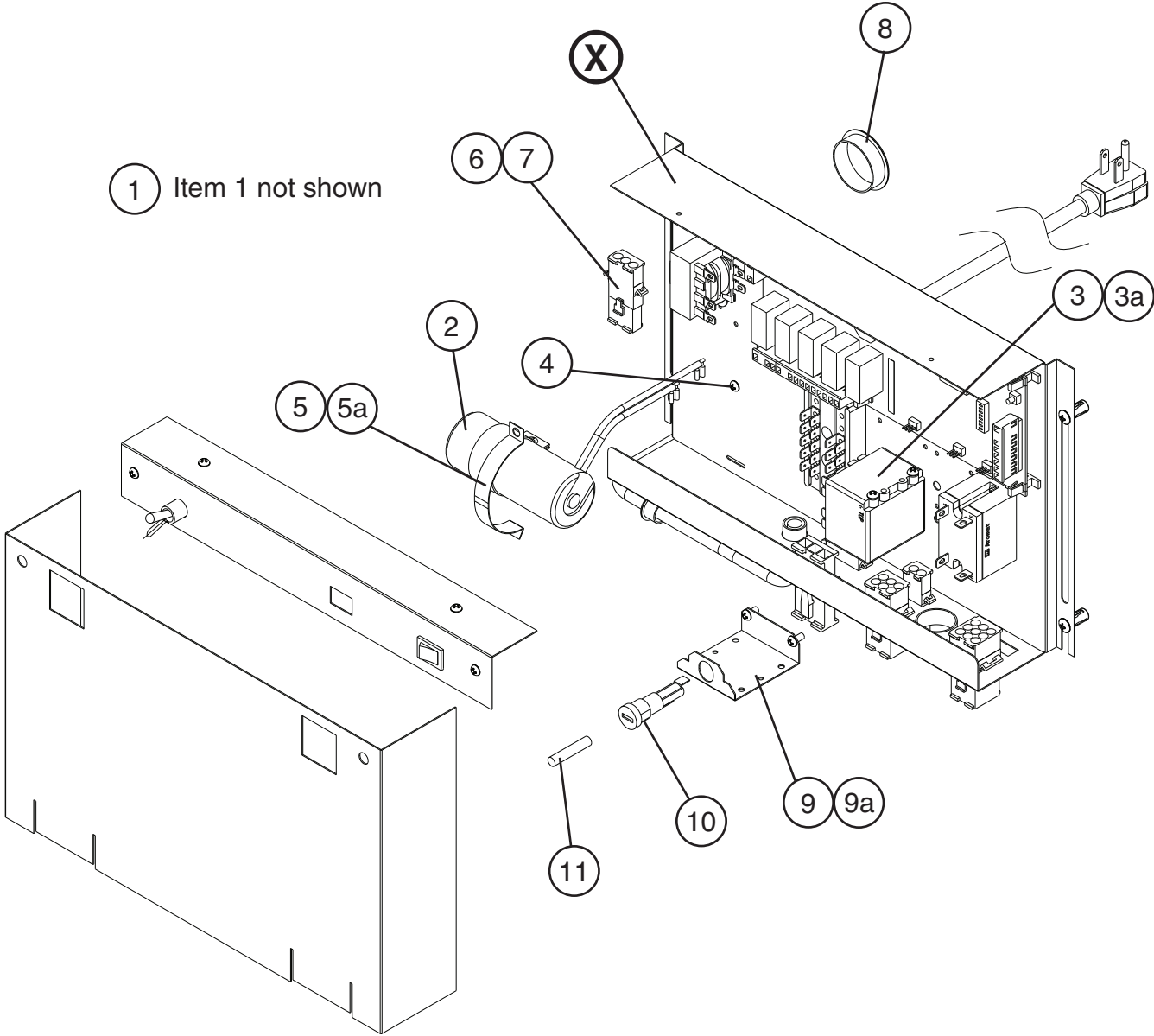
RFH3-SSB(-HD) Refrigerator 2 Section

J-0, J-1, J-2, K-0, L-5, M-5, N-6, P-6, Q-5, R-5, S-6



Title: H. Control Box Assembly Model: RFH3-SSB(-HD) Refrigerator 2 Section					Required Number								
Index No.	Description	Material or Model Number	Part Number	J-0 to S-6									
X	Common Control Box	-	2A1147A01	1									
1	Capacitor-Start	161-193 MFD, 165V	3A1142-01	1									
2	Relay-Start	GE 3ARR2-KCP181S	4A1709-01	1									
2a	T2 Screw	4x8, SS	7P32-0408	1									
3	Grounding Screw	M5	433304-02	1									
4	Strap	GS	434580-01	1									
4a	T2 Screw	4x8, SS	7P32-0408	1									

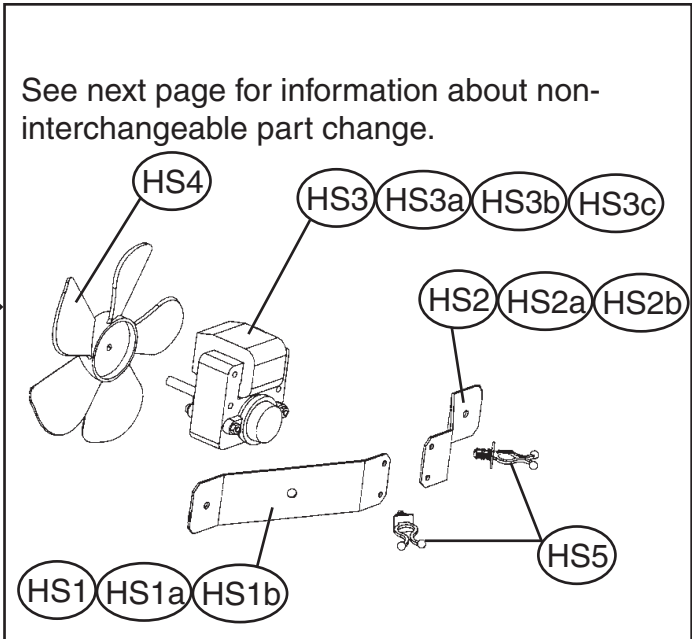
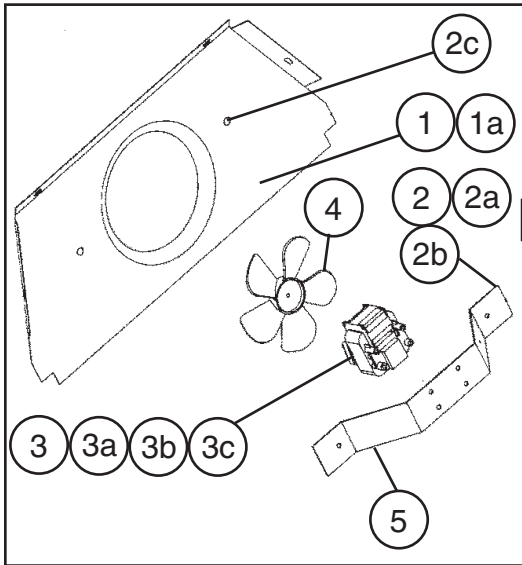
H. Control Box Assembly
RFH2-SSB(-HD), RFH3-SSB(-HD) Freezer 1 Section
 J-0, J-1, J-2, K-0, L-5, M-5, N-6, P-6, Q-5, R-5, S-5, S-6



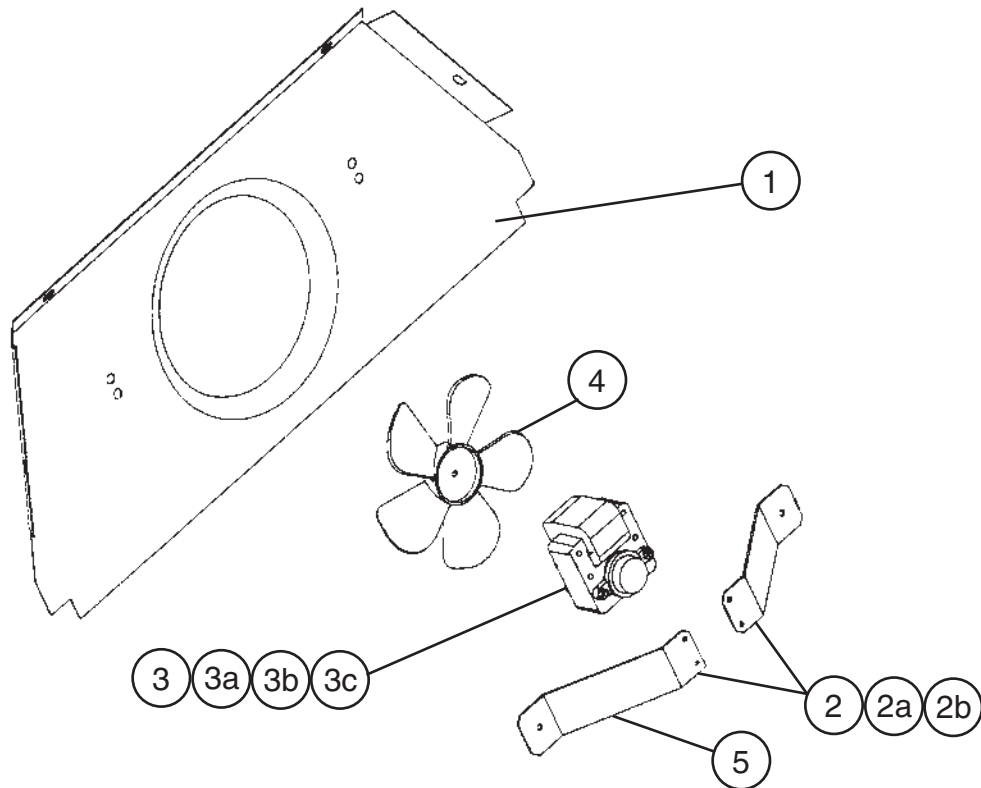
Title: H. Control Box Assembly Model: RFH2-SSB(-HD), RFH3-SSB(-HD) Freezer1 Section													
Index No.	Description	Material or Model Number	Part Number	Required Number									
				J-0 to L-5	M-5 to P-6	Q-5 to S-5	S-6						
X	Common Control Box	-	2A1147A01	1	1	1	1						
1	Capacitor-Run	15MFD, 370V	439943-04	1	-								
			3A2005-08		1	1	-						
2	Capacitor-Start	270-324MFD, 165V	3A0076-06	1	1	1	-						
		410MFD, 150V	4A2134-02				1						
3	Starter	-	4A1107-03	1	1	1	-						
			4A3683-01				1						
3a	T2 Screw	4x8, SS	7P32-0408	1	1	1	2						
4	Grounding Screw	M5	433304-02	1	1	1	1						
5	Strap	GS	434580-14	1	1	1	-						
			434580-15				1						
5a	T2 Screw	4x8, SS	7P32-0408	1	1	1	1						
6	Plug Housing (3 Pin)	3191-03P	412832-06	1	1	1	1						
7	Receptacle Housing (3 Pin)	3191-03R1	412831-06	1	1	1	1						
8	Bushing	SB-1500-21	420470-06	1	1	1	1						
9	Mount Bracket	GS	4A1876-01	1	1	1	-						
			4A3363-01				1						
9a	T2 Screw	48, SS	7P32-0408			2	2						
10	Fuse Holder	HTB92I	4A0892-01			1	1						
11	Fuse	AGC-5 5A 250V	4A0893-09			1	1						

J. Evaporator Fan Shroud Assembly
RFH2-SSB(-HD) Refrigerator 1 Section
 J-0, J-1, J-2, K-0, L-5, M-5

HS-3541



J. Evaporator Fan Shroud Assembly
RFH2-SSB(-HD) Refrigerator 1 Section
 N-6, P-6, Q-5, R-5, S-5, S-6



Title: J. Evaporator Fan Shroud Assembly Model: RFH2-SSB(-HD) Refrigerator 1 Section										
Index No.	Description	Material or Model Number	Part Number	Required Number						
				J-0 to M-5	N-6 to S-6					
1	Shroud-Evaporator	-	2A0846-01	Note: Parts are not interchangeable. For serial numbers M-5 and earlier, see the information below. For serial numbers N-6 and later, order the appropriate parts from this chart.	1					
2	Bracket-Fan Motor	-	3A2501-01		2					
2a	Truss Head Screw	5x12, SS	7C32-0512		2					
2b	Lock Washer	-	4A0459-01		2					
3	Fan Motor-Evaporator	SHINKO	4A2563-01		1					
3a	Truss Head Screw	4x40, SS	7C32-0440		4					
3b	Split Lock Washer	4, SS	7L22-0400		4					
3c	Hex Nut	4, SS	7N12-0400		4					
4	Blade-Evaporator Fan	-	4A2378-01		1					
5	Wire Tie (Twist)	-	4A1223-01		1					

Note for Models Having Serial Number M5 and Earlier

If your model falls into this time frame and you need to replace parts in the assembly, review the scenarios below and follow the appropriate solution.

a. Unit's evaporator shroud has only two holes or has four holes but only the lower two holes are threaded.
Solution: Order [HS-3541](#) that contains a motor (Shinko), brackets, blade, and all fasteners required for mounting to the shroud using the existing threaded holes.

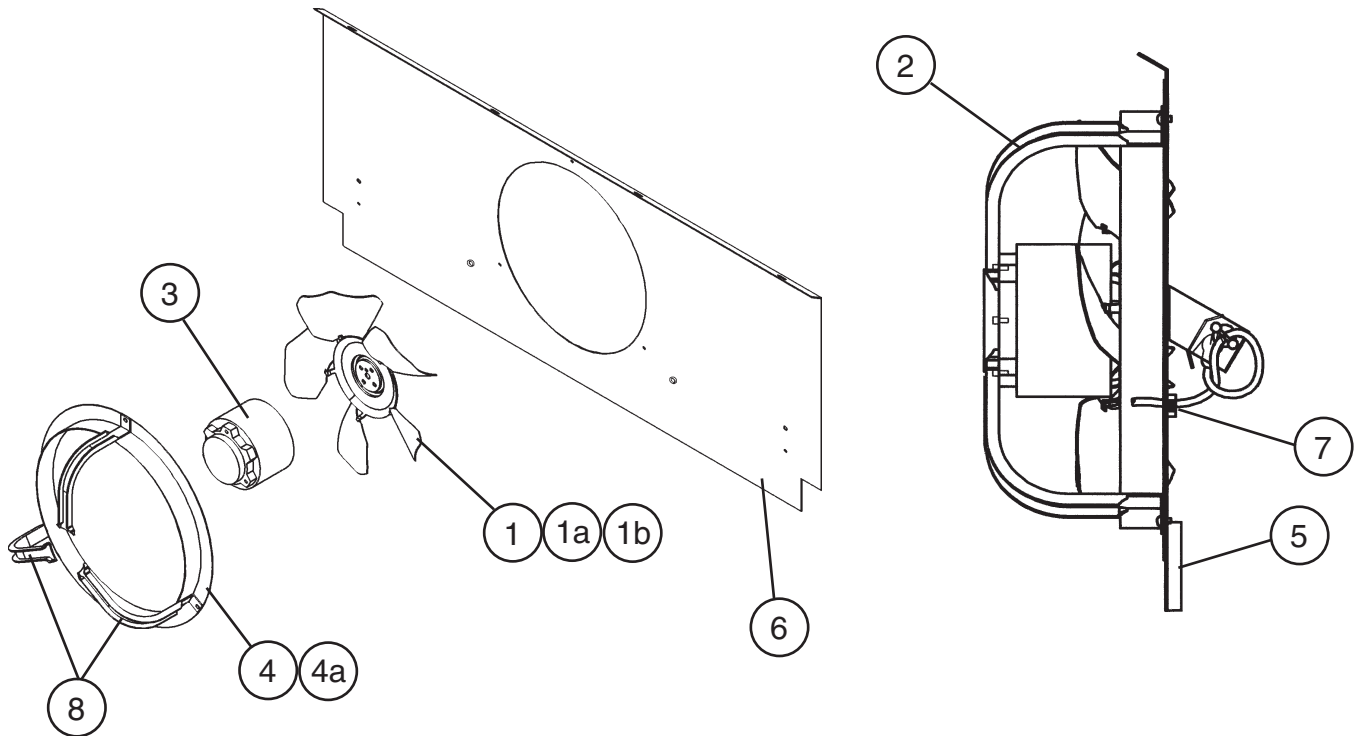
b. Unit's evaporator shroud has four threaded holes and a Jakel motor.
Solution: Order a new motor (Shinko), brackets, fan blade, and all fasteners listed in the parts list above. Attach the brackets to the upper two holes on the shroud.

HS-3541 -Shinko Fan Motor Conversion					
Index No.	Description	Material or Model Number	Part Number	Required Number	
				M-5 and earlier	
HS1	Bracket-Fan Motor (L)	-	3A2357-01	1	
HS1a	Truss Head Screw	5x12, SS	7C32-0512	1	
HS1b	Lock Washer	-	4A0459-01	1	
HS2	Bracket-Fan Motor (R)	-	3A2358-01	1	
HS2a	Truss Head Screw	5x12, SS	7C32-0512	1	
HS2b	Lock Washer	-	4A0459-01	1	
HS3	Fan Motor-Evaporator	Shinko	4A2563-01	1	
HS3a	Truss Head Screw	4x40, SS	7C32-0440	4	
HS3b	Split Lock Washer	M4, SS	7L22-0400	4	
HS3c	Hex Nut	M4, SS	7N12-0400	4	
HS4	Blade-Evaporator Fan	-	4A2378-01	4	
HS5	Wire Tie (Twist)	-	4A1223-01	2	

J. Evaporator Fan Shroud Assembly

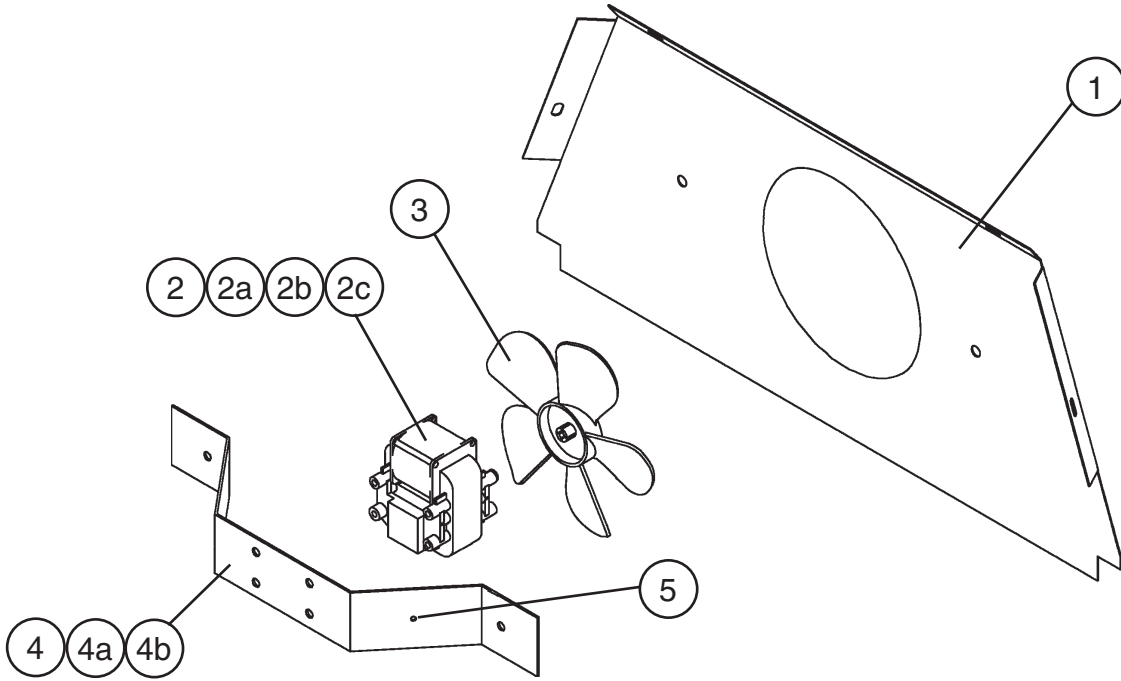
RFH3-SSB(-HD) Refrigerator 2 Section

J-0, J-1, J-2, K-0, L-5, M-5, N-6, P-6, Q-5, R-5, S-6

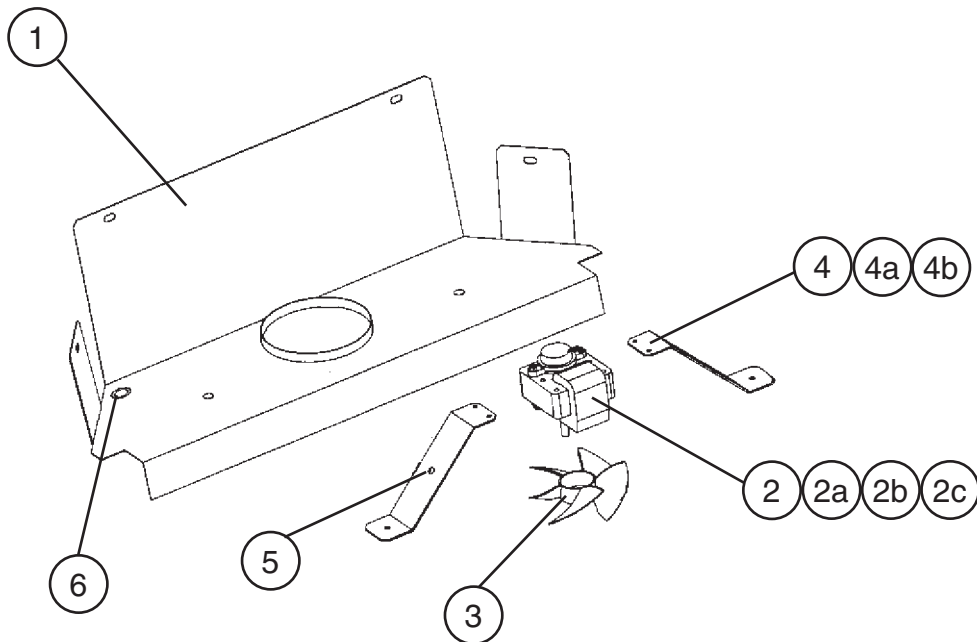


Title: J. Evaporator Fan Shroud Assembly Model: RFH3-SSB(-HD) Refrigerator 2 Section													
Index No.	Description	Material or Model Number	Part Number	Required Number									
				J-0 to K-0	L-5 to N-6	P-6 Q-5	R-5 S-6						
1	Blade-Fan Pusher	AD9CCW30UBA	3A0438-01	1	1	1	1						
1a	Hex Nut	-	4A1345-01	1	1	1	1						
1b	Lock Washer	-	4A0459-01		3	3	3						
2	Evaporator Fan Assembly	-	4A0411-01	1	1	1	1						
3	Motor-Evaporator Fan (Included in item 2: 4A0411-01)	PSC4BE9BEA1	4A0413-01	1	1	1	1						
4	Orifice-Evaporator Fan (Included in item 2: 4A0411-01)	SS	4A0412-01	1	1	1	1						
4a	T2 Screw	4x8, SS	7P32-0408	3	3	3	3						
5	Gasket	L=502	4A0414L01	1	-								
			4A0414L03		1	1	1						
6	Shroud-Evaporator	SS	1A0100-01	1	1	1	-						
			1A1274-01				1						
7	Wire Tie (Twist)	-	4A1223-01			2	2						
8	Nylon Tie	CV-100	8911-0100			2	2						

J. Evaporator Fan Shroud Assembly
RFH2-SSB(-HD), RFH3-SSB(-HD) Freezer 1 Section
J-0, J-1, J-2, K-0, L-5, M-5



J. Evaporator Fan Shroud Assembly
RFH2-SSB(-HD), RFH3-SSB(-HD) Freezer 1 Section
N-6, P-6, Q-5, R-5, S-5, S-6



Title: J. Evaporator Fan Shroud Assembly Model: RFH2-SSB(-HD), RFH3-SSB(-HD) Freezer 1 Section										
Index No.	Description	Material or Model Number	Part Number	Required Number						
				J-0 to M-5	N-6	P-6 to S-6				
1	Shroud-Evaporator Fan	-	2A2565G01	Note: Parts are not interchangeable. For serial numbers M-5 and earlier, see the information below. For serial numbers N-6 and later, order the appropriate parts from this chart.	1	-				
			2A2565G02			1				
2	Motor-Evaporator Fan	PSC4BE9BEA1	4A2563-01		1	1				
2a	Hex Nut	M4, SS	7N12-0400		4	4				
2b	Split Lock Washer	M4, SS	7L22-0400		4	4				
2c	Truss Head Screw	4x40, SS	7C32-0440		4	4				
3	Blade-Fan	-	4A2802-01		1	1				
4	Bracket-Fan Motor	-	3A2480-01		2	2				
4a	Lock Washer	-	4A0459-01		2	2				
4b	Truss Head Screw	5x12, SS	7C32-0512		2	2				
5	Wire Tie (Twist)	-	4A1223-01		2	2				
6	Bushing	SB-625-8	420470-01		1	1				

Note for Models Having Serial Number M5 and Earlier

If your model falls into this time frame and you need to replace parts in the assembly, use the information below.

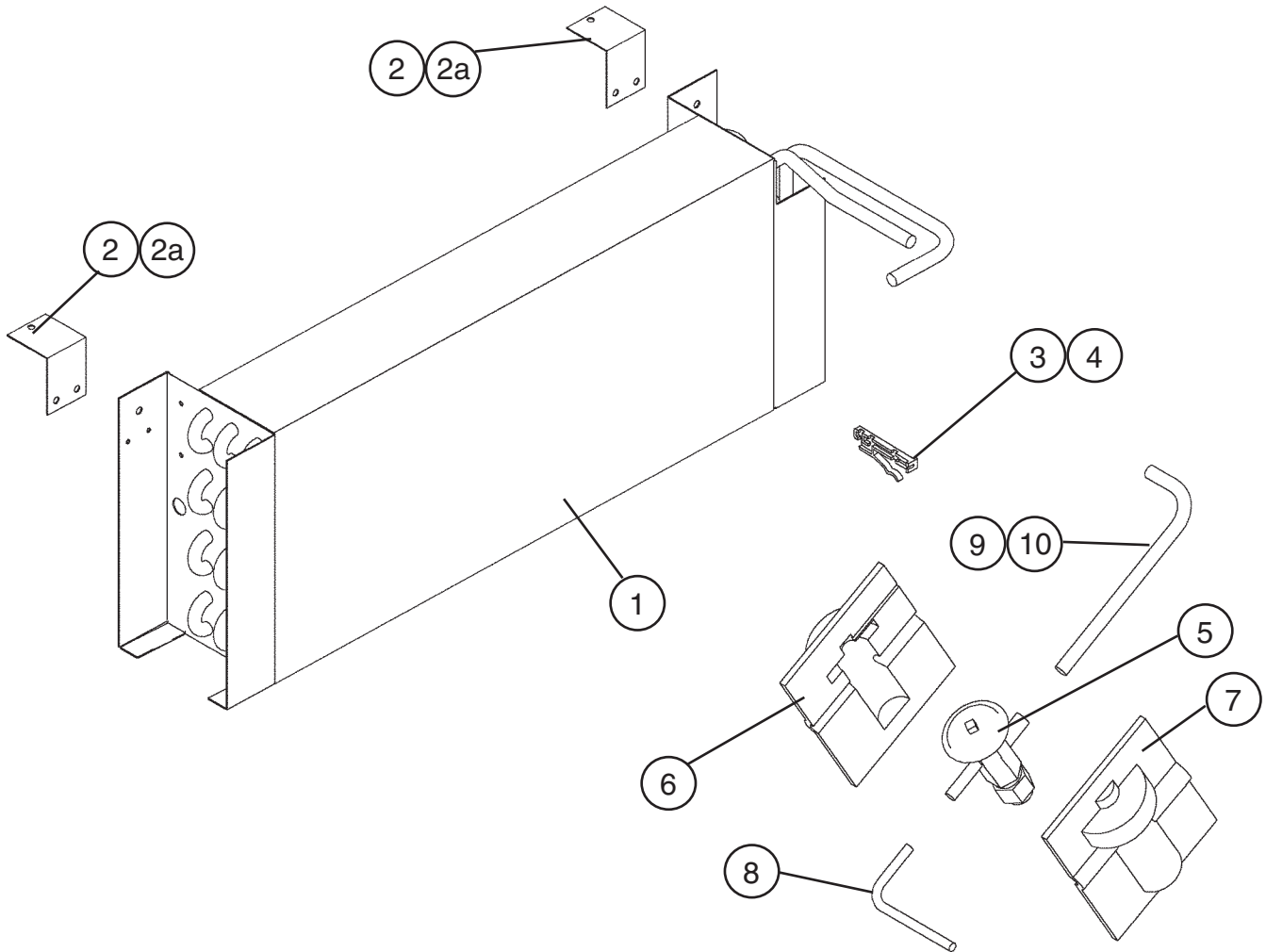
Solution: Order [HS-3545](#) which contains the current fan-evaporator assembly (2A2517A02), evaporator brackets and all fasteners required for mounting to the evaporator assembly.

HS-3545										
Index No.	Description	Material or Model Number	Part Number	Required Number						
				M-5 and earlier						
HS1	Fan-Evaporator Assembly	-	2A2517G02	1						
HS2	Bracket-Evaporator	-	4A2542-01	2						
HS2a	Truss Head Screw	4x12, SS	7C32-0412	4						
HS2b	T2 Screw	4x8, SS	7P32-0408	4						

K. Evaporator Assembly

RFH2-SSB(-HD) Refrigerator 1 Section

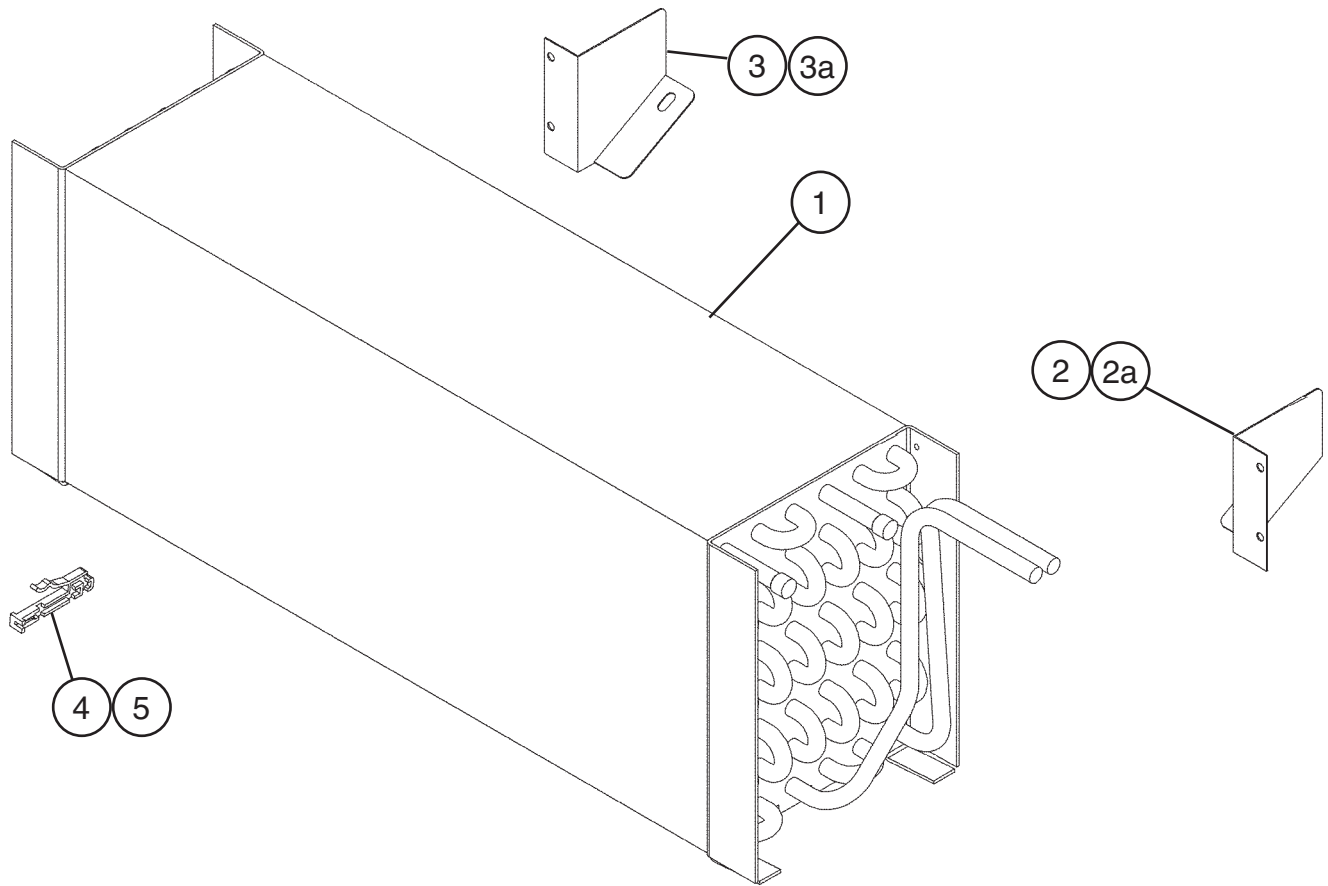
J-0, J-1, J-2, K-0, L-5, M-5, N-6, P-6, Q-5, R-5, S-5, S-6



Title: K. Evaporator Assembly Model: RFH2-SSB(-HD) Refrigerator 1 Section											
Index No.	Description	Material or Model Number	Part Number	Required Number							
				J-0 to M-5	N-6 to S-6						
1	Evaporator	03EZ0603K-8x19	2A1262-01	1	1						
2	Bracket-Evaporator	SS	4A1588-01 4A2542-01	2	-						
2a	T2 Screw	4x8, SS	7P32-0408	4	4						
3	Thermistor Clip	-	320418-01	1	1						
4	Thermistor-Defrost	4A1428	4A1428-01	1	1						
5	Expansion Valve	Y1150-EFS-1/8-C	4A1594-01	1	1						
6	Expansion Valve Cover (A)	PE	3A0372-01	1	1						
7	Expansion Valve Cover (B)	PE	3A0372-02	1	1						
8	Tube - Liquid	-	4A1332-01	1	1						
9	Tube - Evaporator Inlet	-	4A1292-01	1	1						
10	Insulation Tubing	L=350	7762-1020	1	1						

K. Evaporator Assembly RFH3-SSB(-HD) Refrigerator 2 Section

J-0, J-1, J-2, K-0, L-5, M-5, N-6, P-6, Q-5, R-5, S-6

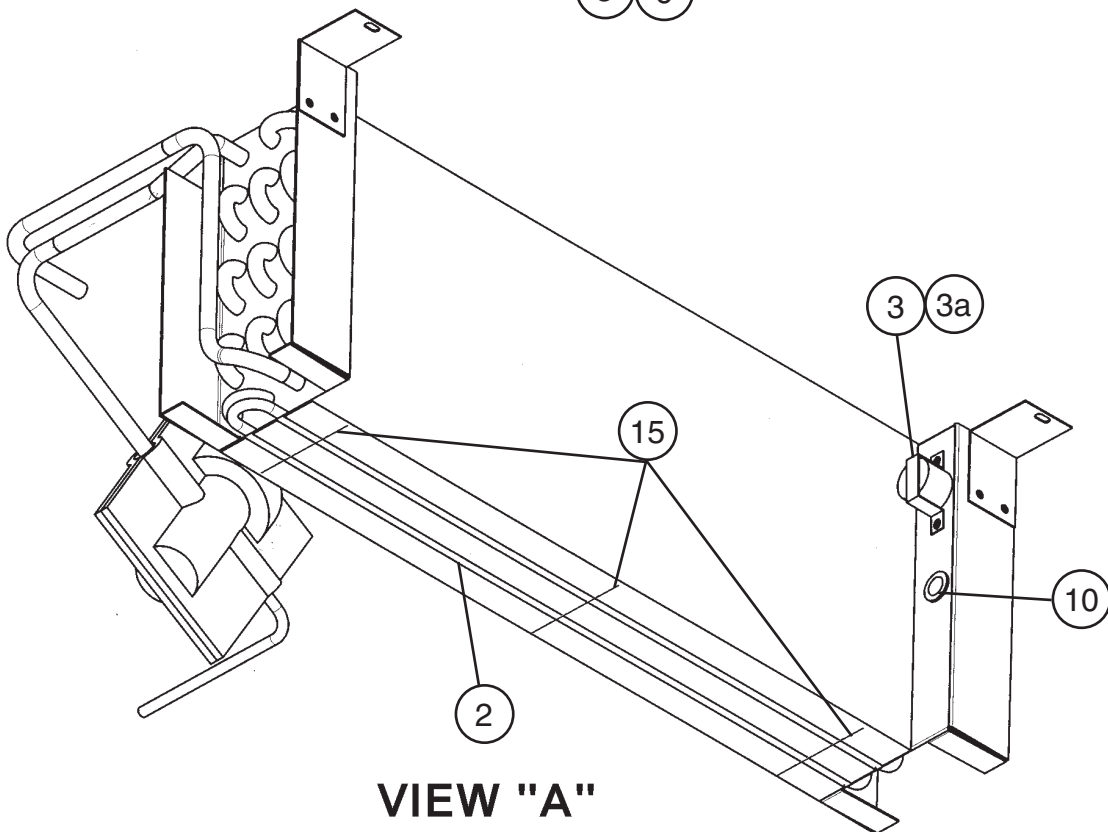
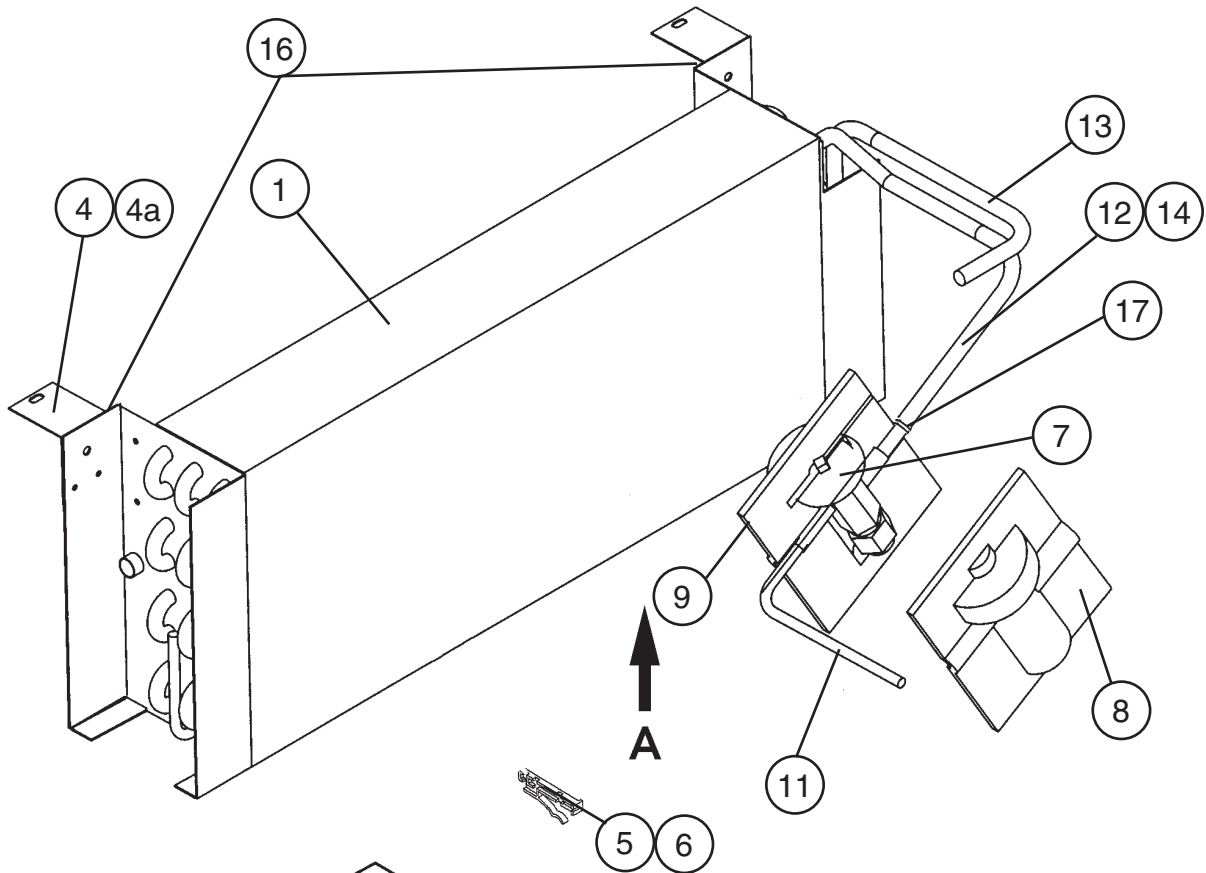


Title: K. Evaporator Assembly Model: RFH3-SSB(-HD) Refrigerator 2 Section										
Index No.	Description	Material or Model Number	Part Number	Required Number						
				J-0 to S-6						
1	Evaporator	602899	2A1382-01	1						
2	Bracket-Evaporator Shroud (R)	SS	4A0545-01	1						
2a	T2 Screw	4x8, SS	7P32-0408	2						
3	Bracket-Evaporator Shroud (L)	SS	4A0548-01	1						
3a	T2 Screw	4x8, SS	7P32-0408	2						
4	Thermistor Clip	-	320418-01	1						
5	Thermistor-Defrost	4A1428	4A1428-01	1						

K. Evaporator Assembly

RFH2-SSB(-HD), RFH3-SSB(-HD) Freezer 1 Section

J-0, J-1, J-2, K-0, L-5, M-5, N-6, P-6, Q-5, R-5, S-5, S-6

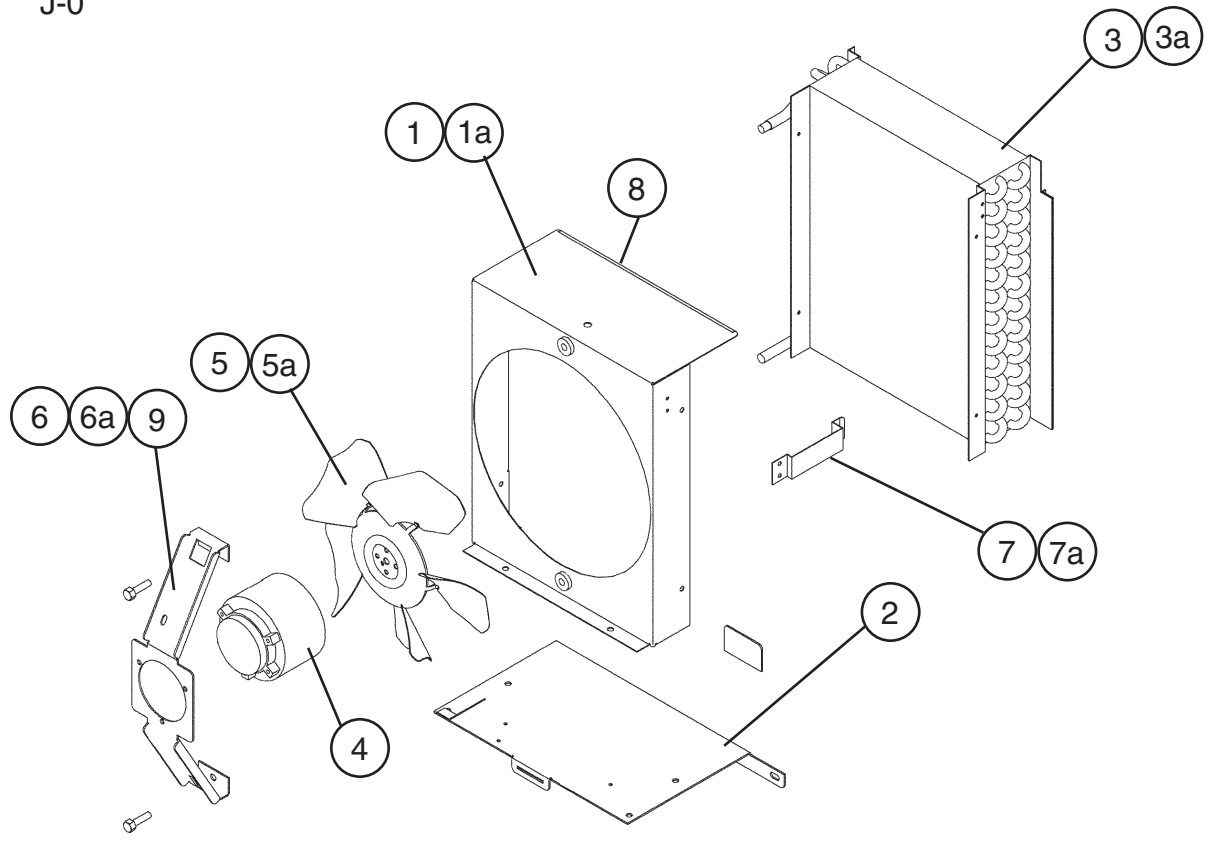


VIEW "A"

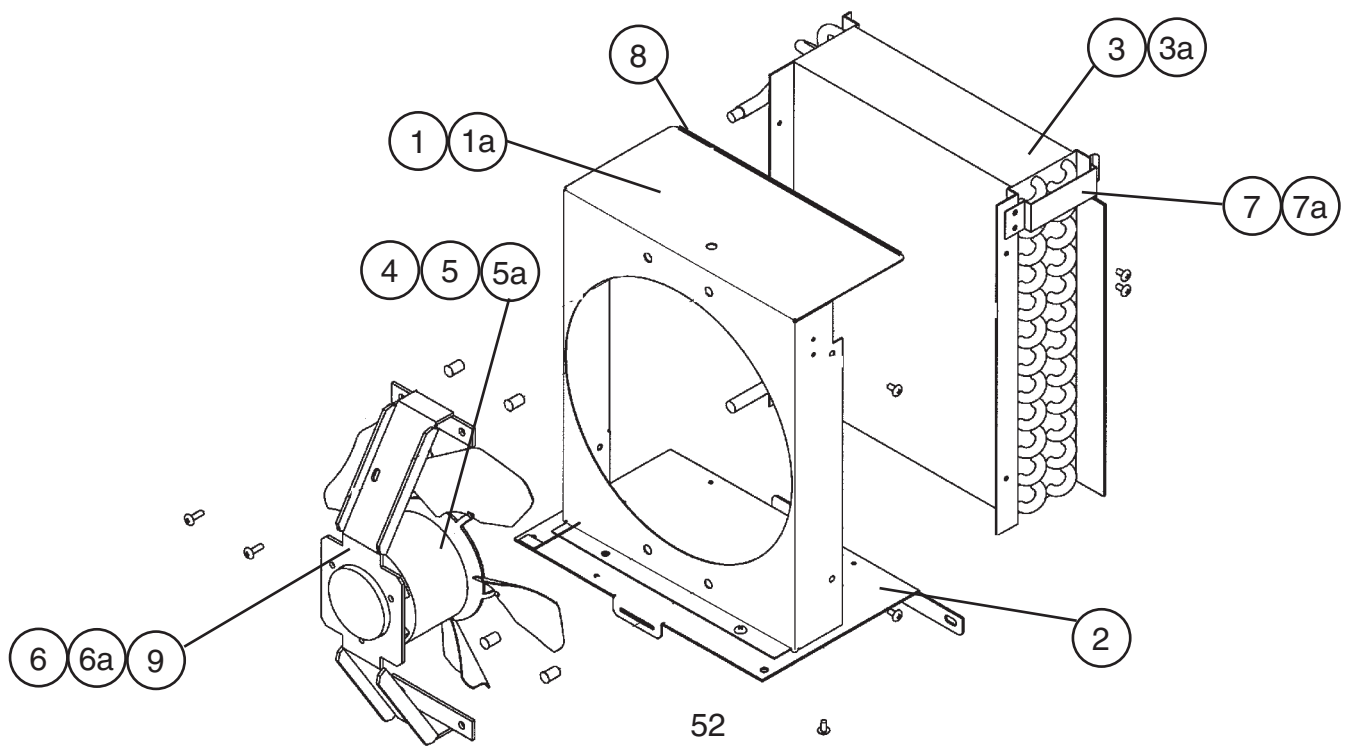
Title: **K. Evaporator Assembly** Model: **RFH2-SSB(-HD), RFH3-SSB(-HD) Freezer 1 Section**

Index No.	Description	Material or Model Number	Part Number	Required Number									
				J-0 to K-0	L-5 to N-6	P-6 to R-5	S-5 S-6						
1	Evaporator	-	2A0781-01	1	1	1	1						
2	Heater-Defrost	-	3A0846-01	1	1	1	1						
3	Thermostat-Defrost	Therm-O-Disc	4A0954-01	1	-								
			4A0954-02		1	1	1						
3a	T2 Screw	4x8,SS	7P32-0408	2	2	2	2						
4	Bracket-Evaporator	SS	4A1588-01	2	2	-							
			4A2542-01			2	2						
4a	T2 Screw	4x8,SS	7P32-0408	4	4	4	4						
5	Thermistor-Clip	-	320418-01	1	1	1	1						
6	Thermistor-Defrost	Taiko	4A1428-01	1	1	1	1						
7	Expansion Valve	Y1150-EFS-1/8-Z	4A1594-01	1	1	1	-						
		-	4A4196-01				1						
8	Expansion Valve Cover (A)	PE	3A0372-01	1	1	1	1						
9	Expansion Valve Cover (B)	PE	3A0372-02	1	1	1	1						
10	Bushing	OCB-500	428394-02	1	1	1	1						
11	Tube-Liquid	-	4A1332-01	1	1	1	1						
12	Tube-Evaporator Inlet	-	4A1292-01	1	1	1	1						
13	Insulation-Tubing	L=655	7762-1030	1	1	1	1						
14	Insulation-Tubing	L=365	7762-1030	1	1	1	1						
15	Support-Heater Defrost	-	4A2506-01	3	3	3	3						
16	Gasket-PVC	L=206	4A0414L03	2	2	2	2						
17	Cork Insulation Tape	L=80	8216-BK20	1	1	1	1						

L. Condenser Assembly
RFH2-SSB(-HD) Refrigerator 1 Section
 J-0

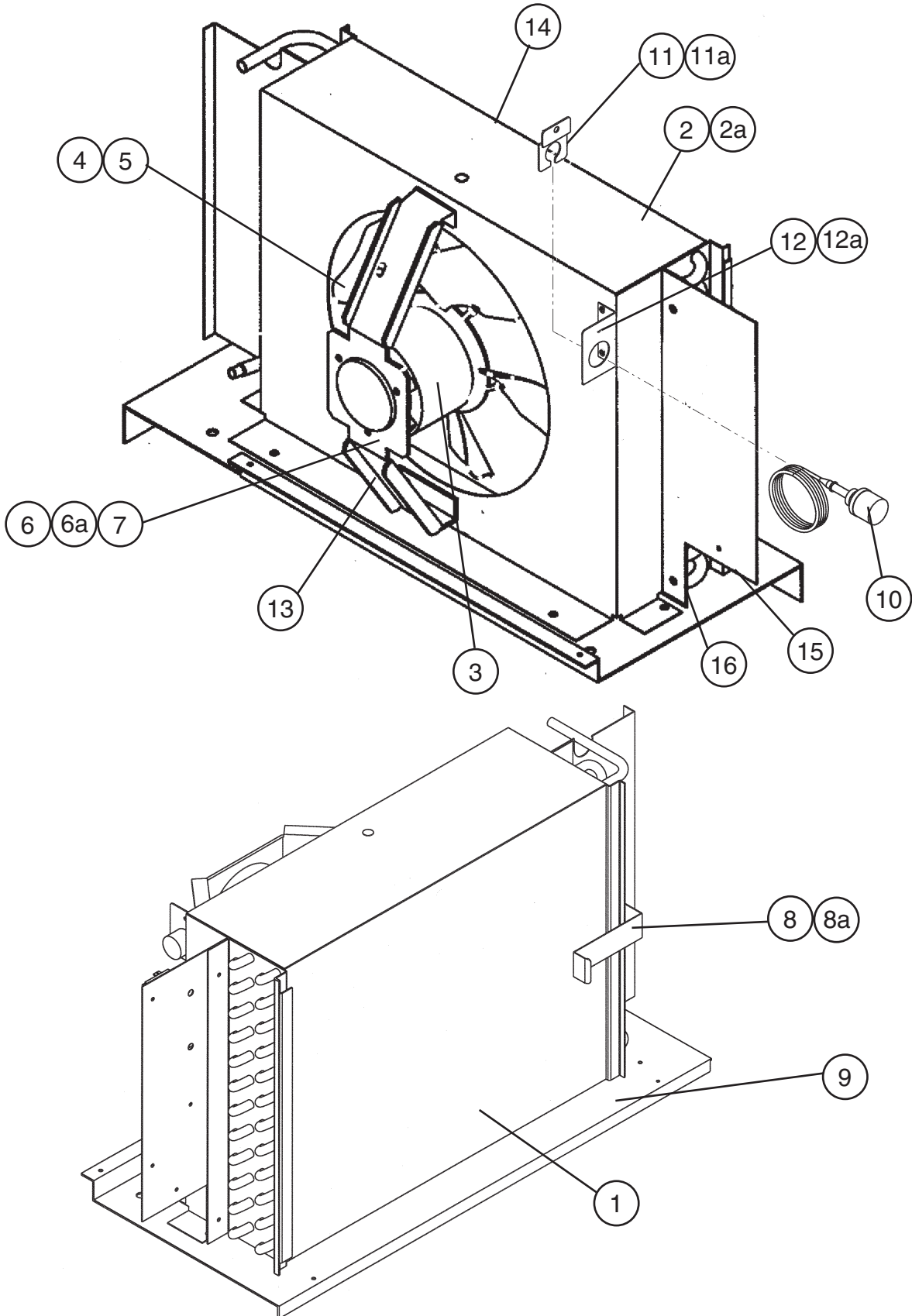


L. Condenser Assembly
RFH2-SSB(-HD) Refrigerator 1 Section
 J-1, J-2, K-0, L-5, M-5, N-6, P-6, Q-5, R-5, S-5, S-6

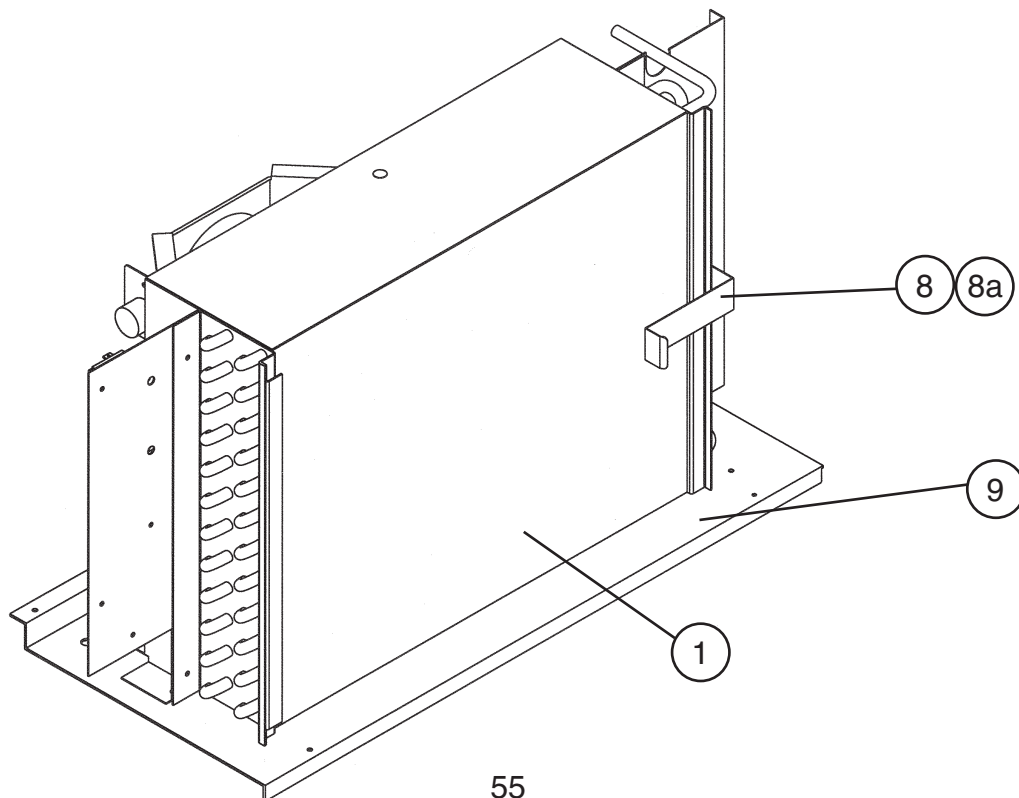
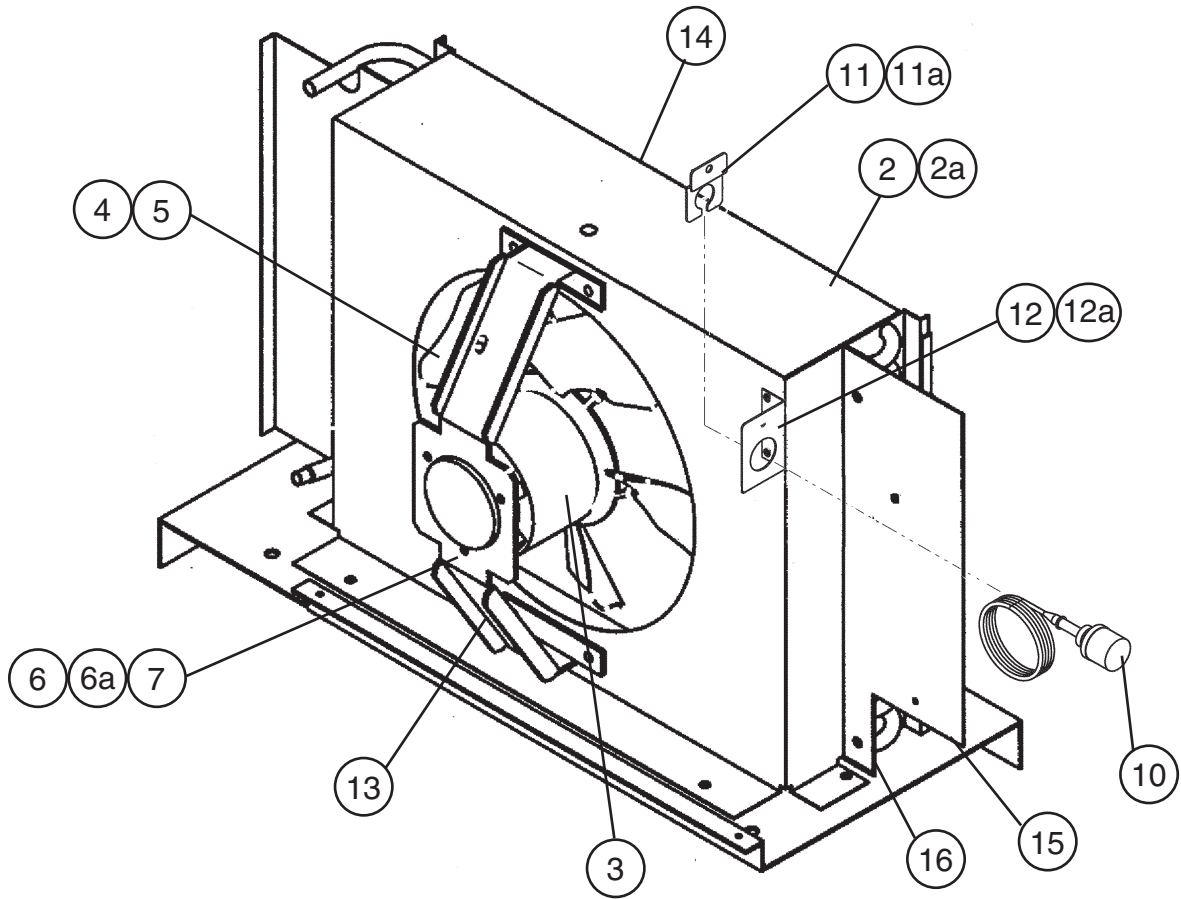


Title: L. Condenser Assembly Model: RFH2-SSB(-HD) Refrigerator 1 Section										
Index No.	Description	Material or Model Number	Part Number	Required Number						
				J-0	J-1 to M-5	N-6 to S-6				
1	Shroud-Condenser	GS	2A1685-01	1	1	-				
			2A2722-01			1				
1a	T2 Screw	4x8, SS	7P32-0408	4	4	4				
2	Base-Condenser	GS	2A1027G01	1	1	-				
			2A2724G01			1				
3	Condenser	2CZ1002N-2x9	2A0623-01	1	1	1				
3a	T2 Screw	4x8, SS	7P32-0408	4	4	4				
4	Motor-16W	SP-B16EM1	4A0815-01	1	1	1				
5	Blade-Condenser Fan	AD9CW30UBA	3A0436-01	1	1	1				
5a	Hex Nut	-	4A1345-01	1	1	1				
6	Bracket-Condenser Fan	GS	3A0457-01	1	-					
			3A1564-01		1	1				
6a	Hex Head Bolt	6x25	7B01-0625	2	-					
	Truss Head Screw	5x12, SS	7C32-0512		4	4				
7	Retainer-Filter	GS	4A0790-01	1	1	1				
7a	T2 Screw	4x8, SS	7P32-0408	2	2	2				
8	Grommet Strip	L=242	4A1341L01	1	1	1				
9	Cable Tie	CV-200	8911-0200	1	1	1				

L. Condenser Assembly
RFH3-SSB(-HD) Refrigerator 2 Section
J-0

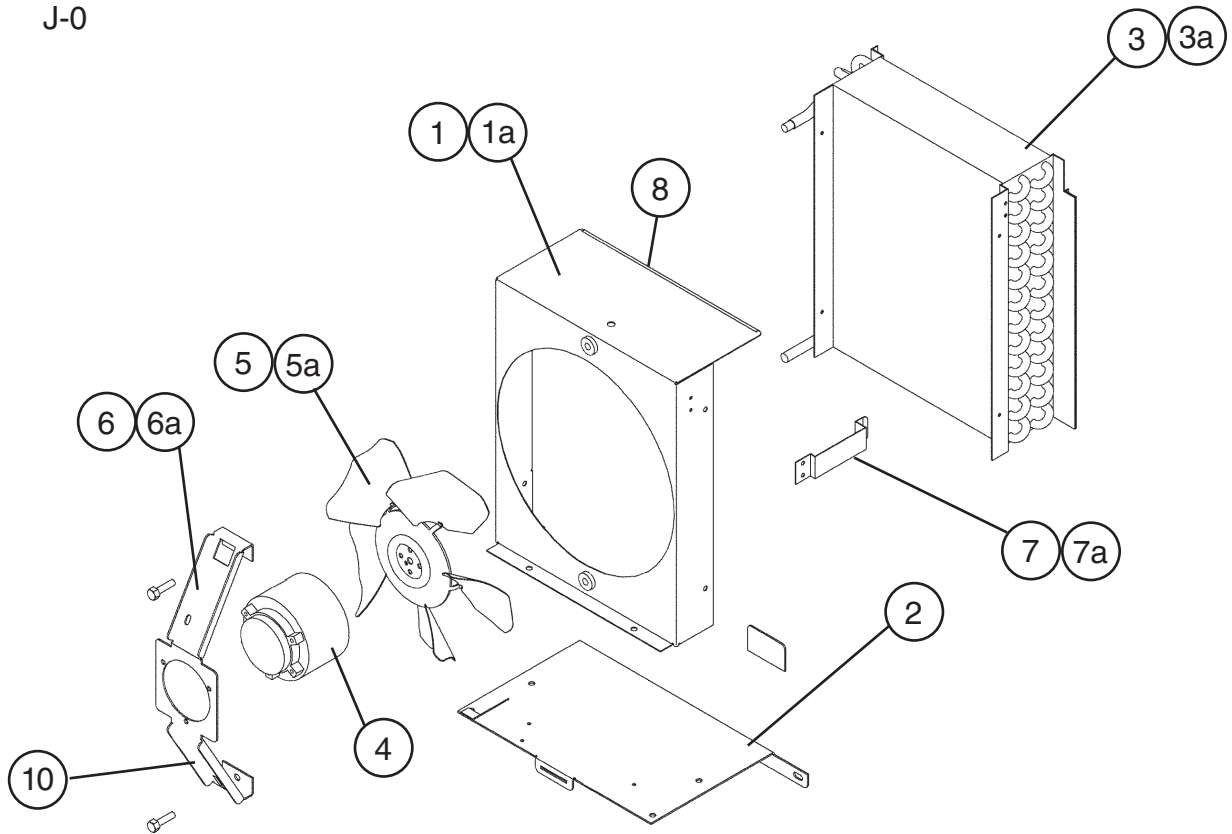


L. Condenser Assembly
RFH3-SSB(-HD) Refrigerator 2 Section
J-1, J-2, K-0, L-5, M-5, N-6, P-6, Q-5, R-5, S-6

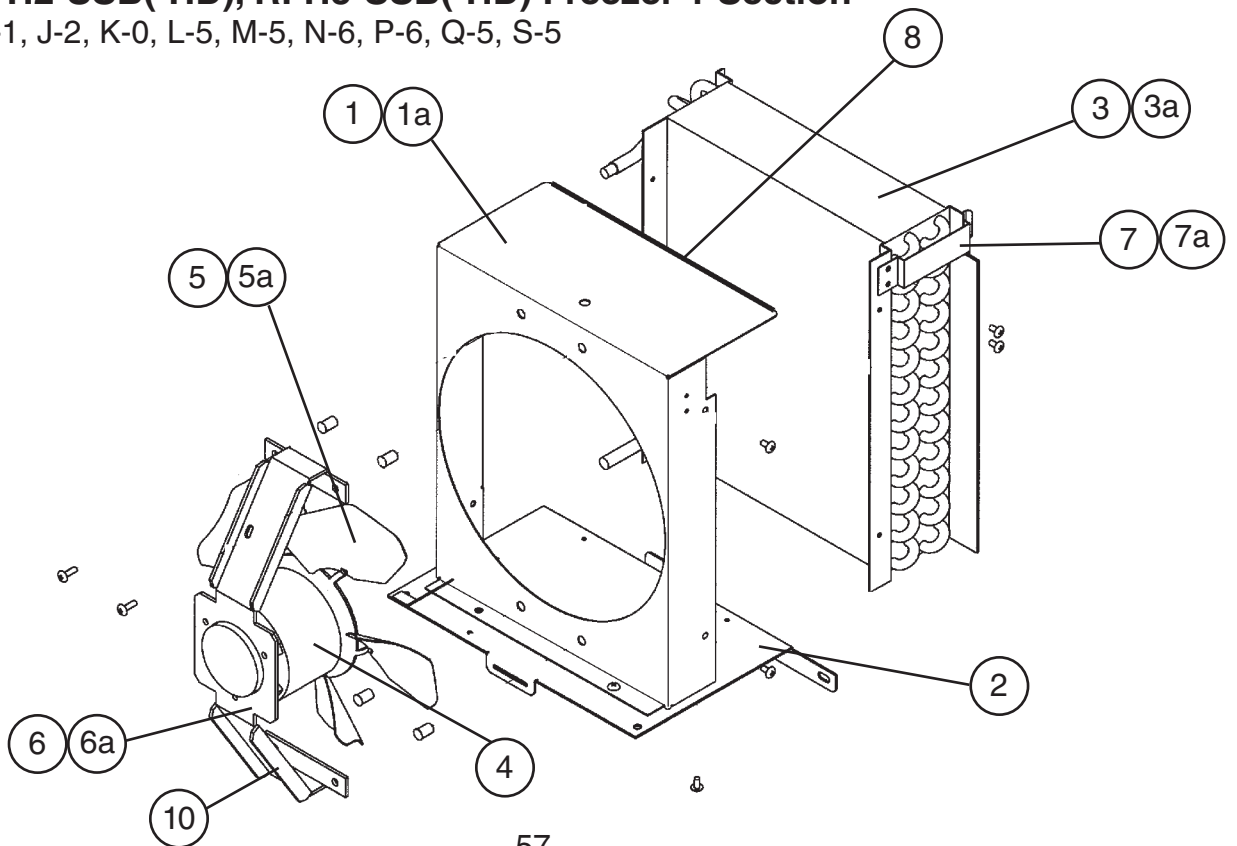


Title: L. Condenser Assembly Model: RFH3-SSB(-HD) Refrigerator 2 Section											
Index No.	Description	Material or Model Number	Part Number	Required Number							
				J-0	J-1 to L-5	M-5	N-6 to S-6				
1	Condenser	3CZ1002C-12x15	2A0261-01	1	1	1	1				
2	Shroud-Condenser	GS	2A0639-01	1	-						
			2A1686-01		1	1	1				
2a	T2 Screw	4x8, SS	7P32-0408	8	8	8	8				
3	Motor-Condenser Fan	SPGE9HEM1	4A0815-01	1	1	-					
		SPGE9HBE1	4A0408-01			1	1				
4	Blade-Fan (Refrigerator)	AD9CW30UBA38	3A0436-01	1	1	1	1				
5	Hex Nut	¼"-20	4A1345-01	1	1	1	1				
6	Bracket-Condenser Fan	GS	3A0457-01	1	-						
			3A1564-01		1	1	1				
6a	Hex Bolt	6x25	7B01-0625	2	-						
6b	Truss Head Screw	5x12, SS	7C32-0512		4	4	4				
7	Well Nut	D1420	4A0422-01	2	-						
8	Retainer-Filter	GS	4A1495-01	1	-						
			4A2138-01		1	1	1				
8a	T2 Screw	4x8, SS	7P32-0408	2	2	2	2				
9	Base-Condenser	GS	2A1217-01	1	1	1	1				
10	Pressure Switch	-	3A0335-03	1	1	M-5 and Later (See "B. Refrigeration Assembly," item 16 4A2516-02)					
11	Bracket-Pressure Switch	GS	4A0552-01	1	1	-					
11a	T2 Screw	4x8, SS	7P32-0408	1	1	-					
12	Bracket-Pressure Switch (B)	GS	4A1565-01	1	1	-					
12a	T2 Screw	4x8, SS	7P32-0408	2	2	-					
13	Cable Tie	CV-200	8911-0200	1	1	1	1				
14	Grommet Strip	L=380	4A1341L01	1	1	1	1				
15	Grommet Strip	L=70		1	1	1	1				
16	Grommet Strip	L=63.5		1	1	1	1				

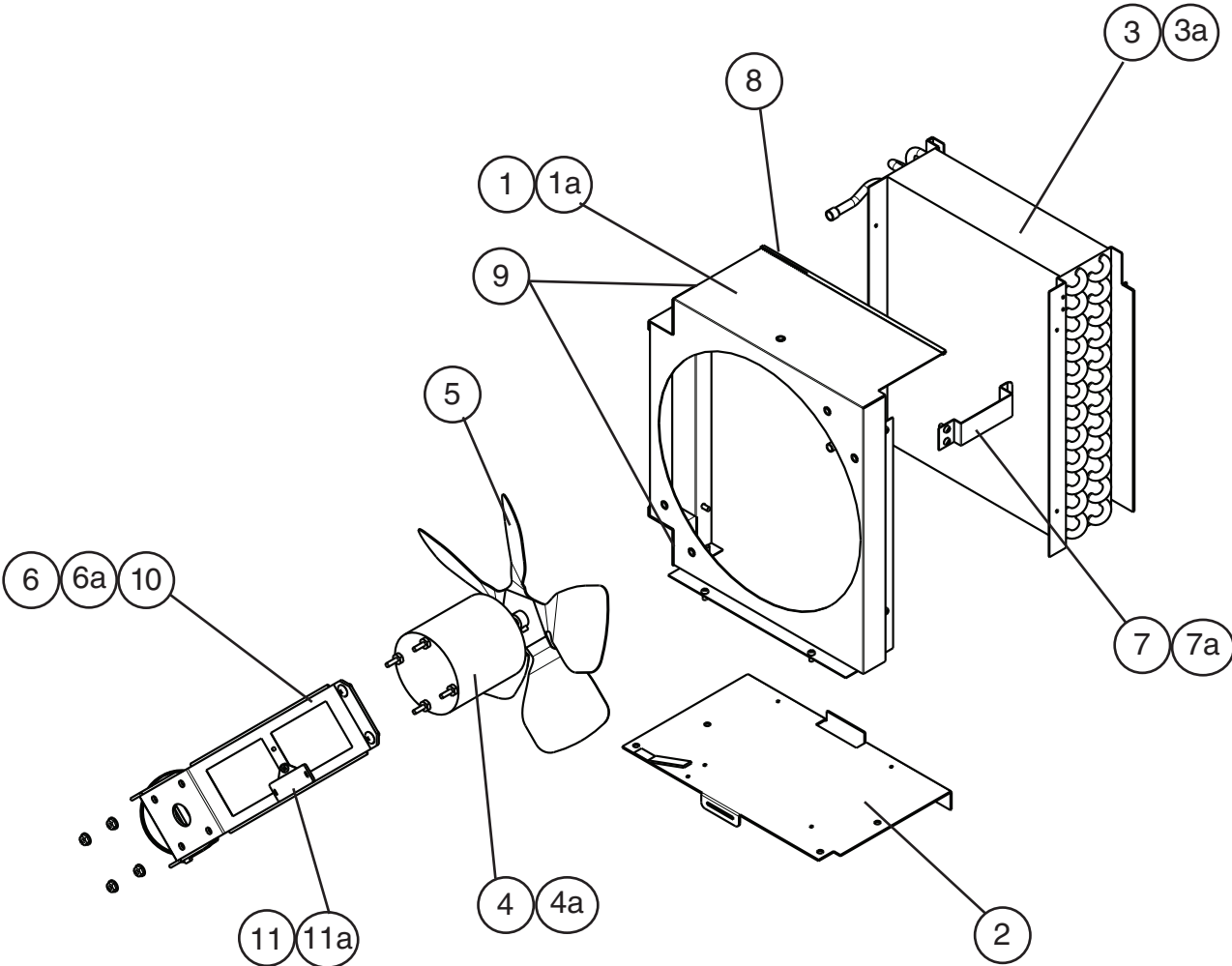
L. Condenser Assembly
RFH2-SSB(-HD), RFH3-SSB(-HD) Freezer 1 Section
 J-0



L. Condenser Assembly
RFH2-SSB(-HD), RFH3-SSB(-HD) Freezer 1 Section
 J-1, J-2, K-0, L-5, M-5, N-6, P-6, Q-5, S-5



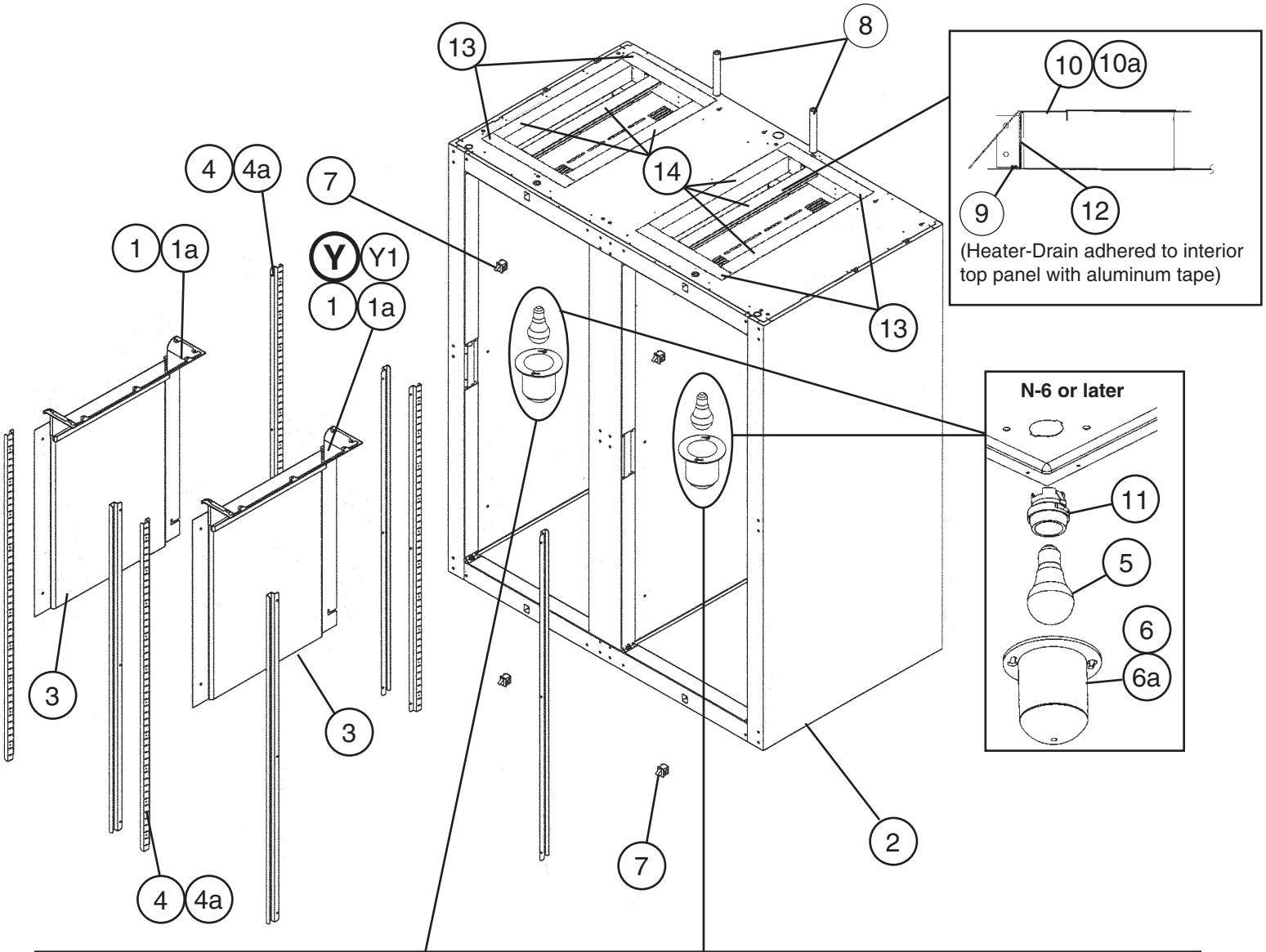
L. Condenser Assembly
RFH2-SSB(-HD), RFH3-SSB(-HD) Freezer 1 Section
S-6



Title: L. Condenser Assembly Model: RFH2-SSB(-HD), RFH3-SSB(-HD) Freezer 1 Section											
Index No.	Description	Material or Model Number	Part Number	Required Number							
				J-0	J-1 to L-5	M-5	N-6 to S-5	S-6			
1	Shroud-Condenser	GS	2A0620-02	1	-						
			2A1685-02		1	1	-				
			2A2722-02				1	-			
			2A2723-01					1			
1a	T2 Screw	4x8, SS	7P32-0408	4	4	4	4	4			
2	Base-Condenser	GS	2A2724G01	1	1	1	1	1			
3	Condenser	02CZ1204	2A0782-01	1	1	1	1	1			
3a	T2 Screw	4x8, SS	7P32-0408	4	4	4	4	4			
4	Fan Motor	SP-B16EM1	4A0815-01	1	1	1	1	-			
		-	4A3158-01					1			
4a	Self Locking Nut	-	7N2110832	4	4	4	4	4			
5	Blade-Condenser Fan	AL	3A0608-01	1	1	1	1	-			
			4A1865-01					1			
6	Bracket-Condenser Fan	GS	3A0457-01	1	-						
			3A1564-01		1	1	1	-			
			3A2352-01					1			
6a	Hex Bolt	6x25	7B01-0625	2	-						
	Truss Head Screw	5x12, SS	7C32-0512		4	4	4	-			
		5x10, SS	7C32-0510					4			
7	Retainer Filter	SS	4A0790-01	1	1	1	1	1			
7a	T2 Screw	4x8, SS	7P32-0408	2	2	2	2	2			
8	Grommet Strip	L=242	4A1341L01	1	1	1	1	1			
9	Clip-Condenser Shroud	-	4A2987-01	2	2	2	2	2			
10	Cable Tie	CV-200	8911-0200	1	1	1	1	1			
11	Capacitor	-	443192-02	1	1	1	1	1			
11a	T2 Screw	48, SS	7P32-0408	1	1	1	1	1			

M. Body-Prefinal RFH2-SSB(-HD)

J-0, J-1, J-2, K-0, L-5, M-5, N-6, P-6, Q-5, R-5, S-5, S-6

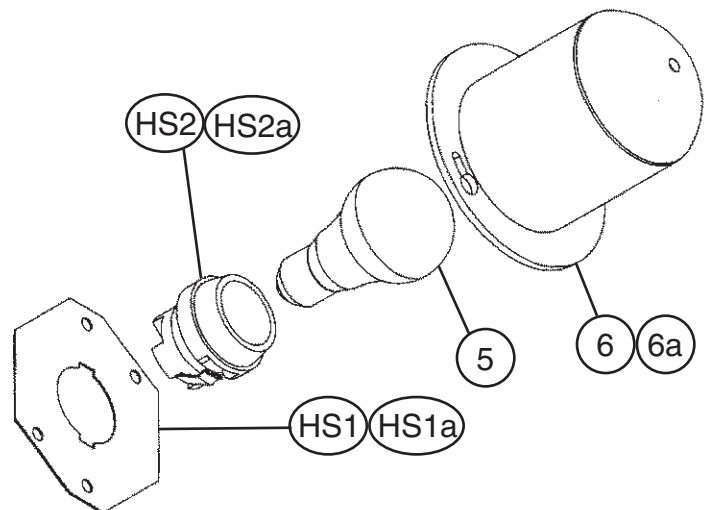


M-5 and earlier

The santoprene light socket was changed to a porcelain lampholder at M-5. This change is non-interchangeable. If the light socket is not operating on a unit with a santoprene light socket, Hoshizaki recommends replacement with [HS-3554](#).

Note:

Parts 5, 6 and 6a are not included in HS-3554; they are shown for reference only.

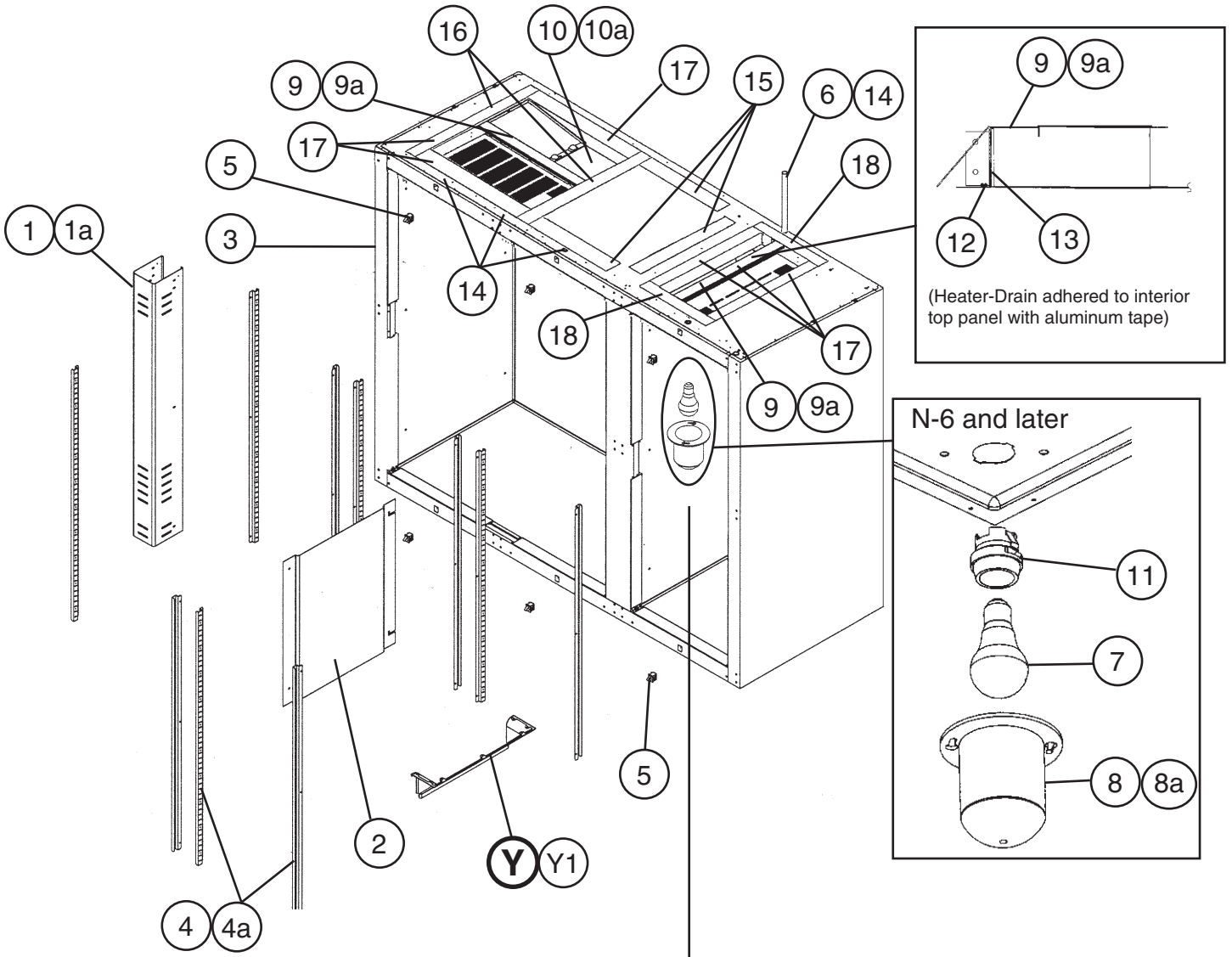


Title: M. Body-Prefinal Model: RFH2-SSB(-HD)													
Index No.	Description	Material or Model Number	Part Number	Required Number									
				J-0	J-1 J-2	K-0	L-5	M-5	N-6	P-6 to S-6			
Y	Distributor-Air Top Assembly	Freezer (Includes glass tube heaters)	2A3086A01								1		
Y1	T2 Screw	4x8, SS	7P32-0408								7		
1	Distributor-Air Top Assembly	Refrigerator	2A0438G01	2	2	2	2	2	2	2	1		
1a	T2 Screw	4x8, SS	7P32-0408	14	14	14	14	14	14	14	7		
2	Cabinet Prefoam	RFH2-SSB	2A1358G01	1	1	1	1	1	1	1	1		
		RFH2-SSB-HD	2A1416G01	1	1	1	1	1	1	1	1		
3	Distributor-Air (Bottom)	SS	2A0425-01	2	2	2	2	2	2	2	2		
4	Pilaster	SS	3A0145-01	8	8	8	8	8	8	8	8		
4a	Truss Head Screw	5x10, SS	7C32-0510	24	24	24	24	24	24	24	24		
5	Bulb-Light	40A15	4A0437-01	2	2	2	-						
		40 A-15	4A2420-01				2	2	2	2	2		
6	Shield-Light	2778-1010-3000	4A0465-01	2	2	2	2	2	2	2	2		
6a	Cheese Head Screw	5x12, SS	7C52-0512		4	4	4	4	4	4	4		
7	Switch-Door	RFH2-SSB	3A1386-01	2	2	2	-						
			3A1826-01				2	2	2	2			
		RFH2-SSB-HD	3A1386-01	4	4	4	-						
			3A1826-01				4	4	4	4			
8	Vinyl Hose	L=1700	7716-0913	1	-								
			773013812		1	1	1	2	2	2	2		
9	Heater-Drain	-	4A2975-03								1		
10	Divider-Air	-	2A0199-01	2	2	2	2	2	2	2	2		
10a	T2 Screw	4x8, SS	7P32-0408	8	8	8	8	8	8	8	8		
11	Lampholder	-	4A2862-01	Non-interchangeable part change. If light socket is not operating for these codes, Hoshizaki recommends replacement with HS-3554 (below).						2	2		
12	Plate-ABS	-	4A0758-01	1	1	1	1	1	1	1	1		
13	Gasket-PVC	L=400	4A014L03	4	4	4	4	4	4	4	4		
14	Gasket-PVC	L=577	4A014L03	6	6	6	6	6	6	6	6		

HS-3554-Lampholder Conversion Kit												
Index No.	Description	Material or Model Number	Part Number	Required Number								
				M-5 and earlier								
HS1	Plate-Lampholder Mount	SS	4A2880-01	1								
HS1a	Cheese Head Screw	SS	7C52-0512	2								
HS2	Lampholder	-	4A2862-01	1								
HS2a	Terminal-Flag	DNFR18-250FIBK	8101-18FJ	2								

M. Body-Prefinal RFH3-SSB(-HD)

J-0, J-1, J-2, K-0, L-5, M-5, N-6, P-6, Q-5, R-5, S-6

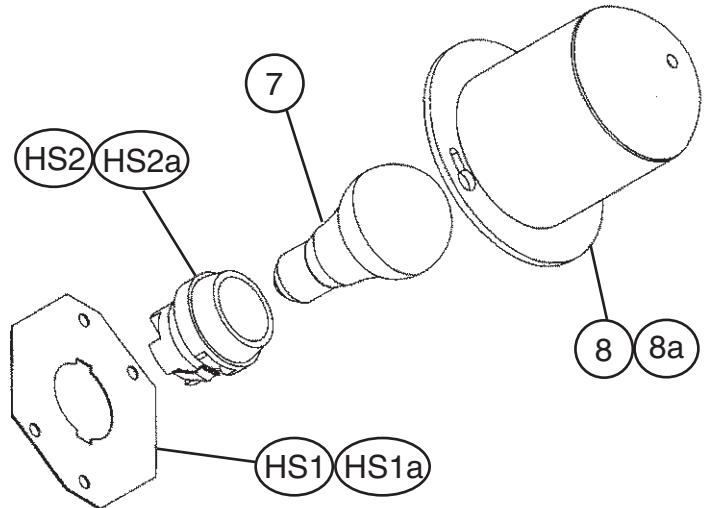


M-5 and earlier

The santoprene light socket was changed to a porcelain lampholder at M-5. This change is non-interchangeable. If the light socket is not operating on a unit with a santoprene light socket, Hoshizaki recommends replacement with [HS-3554](#).

Note:

Parts 7, 8 and 8a are not included in HS-3554; they are shown for reference only.



Title: M. Body-Prefinal Model: RFH3-SSB(-HD)													
Index No.	Description	Material or Model Number	Part Number	Required Number									
				J-0	J-1 J-2	K-0	L-5	M-5	N-6	P-6 to S-6			
Y	Distributor-Air Top Assembly	Freezer	2A0438G01	1	1	1	1	1	1	1	-		
			2A3086A01								1		
Y1	T2 Screw	4x8, SS	7P32-0408	7	7	7	7	7	7	7	7		
1	Distributor-Air (Bottom)	Refrigerator	1A0143-01	1	1	-							
			1A0512-01			1	1	1	-				
			1A0985-01						1	1			
1a	T2 Screw	4x10, SS	7P32-0410	4	4	2	2	2	2	2	2		
2	Distributor-Air (Bottom)	Freezer	2A0425-01	1	1	1	1	1	1	1			
3	Cabinet-Prefoam	RFH3-SSB	2A1365G01	1	1	1	1	1	1	1	1		
		RFH3-SSB-HD	2A1438G01	1	1	1	1	1	1	1	1		
4	Pilaster	SS	3A0145-01	10	10	10	10	10	10	10	10		
4a	Truss Head Screw	5x10, SS	7C32-0510	30	30	32	32	32	32	32	32		
5	Switch-Door	RFH3-SSB	3A1386-01	3	3	-							
			3A1826-01			3	3	3	3	3	3		
		RFH3-SSB-HD	3A1386-01	6	6	-							
			3A1826-01			6	6	6	6	6	6	6	
6	Vinyl Hose	L=1700	7716-0913	1	-								
			773013812		1	1	1	1	1	1	1		
7	Bulb-Light	40A15	4A0437-01	1	1	-							
		40 A-15	4A2420-01			1	1	1	1	1	1		
8	Shield-Light	2778-1010-3000	4A0465-01	1	1	1	1	1	1	1	1		
8a	Truss Head Screw	5x10, SS	7C32-0510	2	-								
	Cheese Head Screw	5x12, SS	7C52-0512		2	2	2	2	2	2	2		
9	Divider-Air	-	2A0199-01	2	2	2	2	2	2	2	2		
9a	T2 Screw	-	7P32-0408	8	8	8	8	8	8	8	8		
10	Baffle-Air	-	2A0625-01	1	1	1	1	1	1	1	1		
10a	Truss Head Screw	5x10, SS	7C32-0510	2	2	2	2	2	2	2	2		
11	Lampholder	Freezer (For Refrigerator Lampholder see "V. Mullion Vertical")	4A2862-01	Non-interchangeable part change. If light socket is not operating for these codes, Hoshizaki recommends replacement with HS-3554 (below).					2	2	2		
12	Heater-Drain	-	4A2975-03								1		
13	Plate-ABS	-	4A0758-01	1	1	1	1	1	1	1	1		
14	Bushing	OCB-875	428394-04	5	5	5	5	5	5	5	5		
15	Gasket-PVC	L=500	4A0414L01	3	3	3	3	3	3	3	3		
16	Gasket-PVC	L=690	4A0414L03	2	2	2	2	2	2	2	2		
17	Gasket-PVC	L=577		6	6	6	6	6	6	6	6		
18	Gasket-PVC	L=400		2	2	2	2	2	2	2	2		

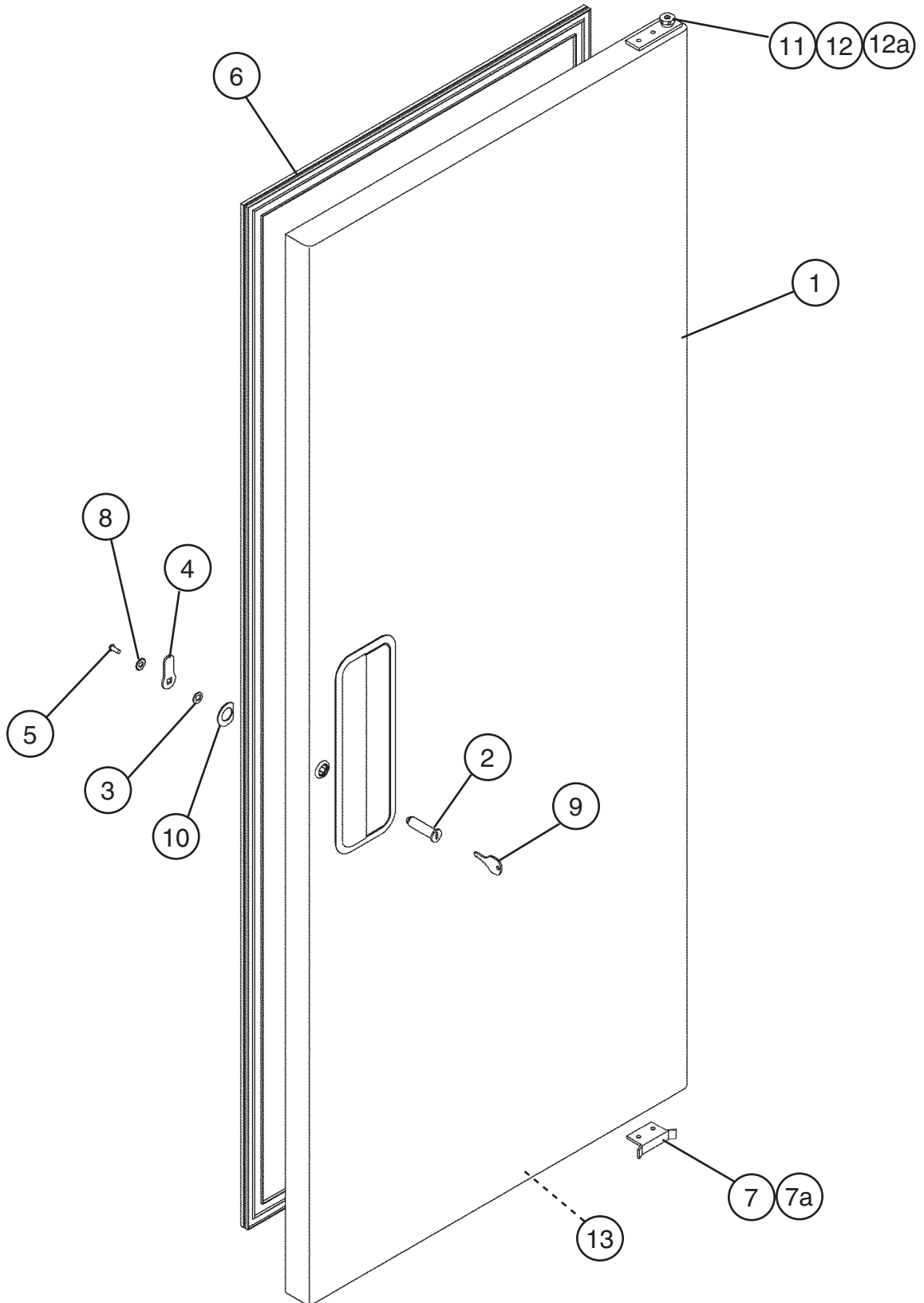
Title: **M. Body-Prefinal** Model: **RFH3-SSB(-HD)**

[HS-3554](#)-Lampholder Conversion Kit

Index No.	Description	Material or Model Number	Part Number	Required Number	
				M-5 and earlier	
HS1	Plate-Lampholder Mount	SS	4A2880-01	1	
HS1a	Cheese Head Screw	SS	7C52-0512	2	
HS2	Lampholder	-	4A2862-01	1	
HS2a	Terminal-Flag	DNFR18-250FIBK	8101-18FJ	2	

N. Door-Full (R)
RFH2-SSB, RFH3-SSB

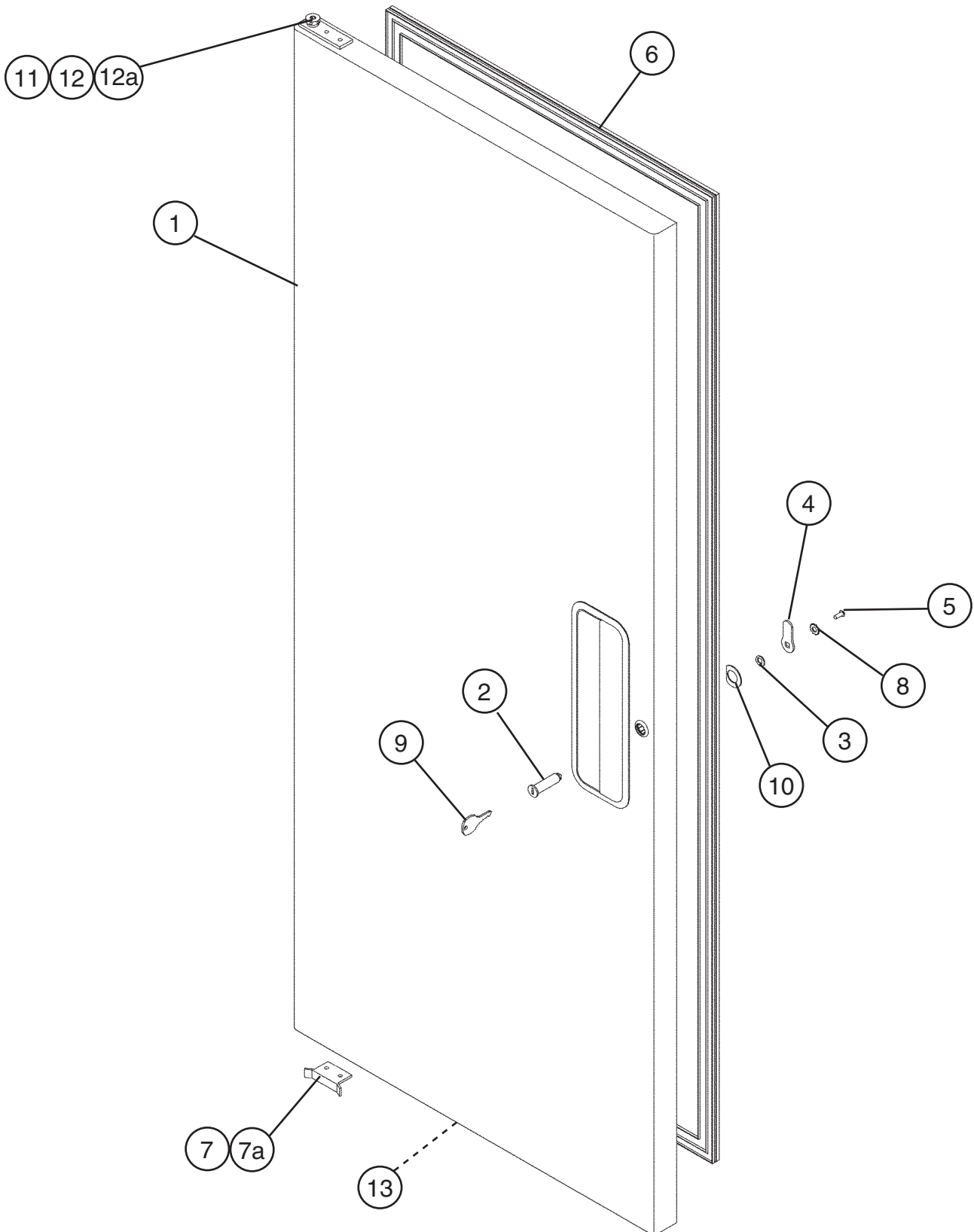
J-0, J-1, J-2, K-0, L-5, M-5, N-6, P-6, Q-5, R-5, S-5, S-6



Title: N. Door-Full (R) Model: RFH2-SSB, RFH3-SSB										
Index No.	Description	Material or Model Number	Part Number	Required Number						
				J-0	J-1 to K-0	L-5	M-5 to S-6			
1	Door-Prefoam (R)	-	1A0317G01	1	1	1	-			
			1A0317G03				1			
2	Lock-Tumbler	M4-5813-001	4A0462-01	1	1	1	1			
3	Lock-Stop Washer	M5-8060-103	4A0458-01	1	1	1	1			
4	Cam-Door Lock	SS	4A0228-01	1	1	1	1			
5	Lock-Screw	SS	4A0461-01	1	1	1	1			
6	Gasket-Door	2209 244A GRAY	3A0273-01	1	1	1	1			
7	Stop-Door	SS	4A0351-01	1	1	1	-			
7a	Countersunk Screw (Included in item 1: 1A0317G01)	5x20, SS	7C42-0520	2	2	2	-			
8	Lock-Washer	SS	4A0459-01	1	1	1	1			
9	Lock-Key	M5-0680-111	4A0460-01	1	1	1	1			
10	Washer-Door Lock	SS	4A0670-01	1	1	1	1			
11	Hinge-Spring (R) (Included in item 1: 1A0317G01, 1A0317G03)	-	4A3312-01	1	1	1	1			
12	Hinge-Spring Cart (R) (Included in item 1: 1A0317G01, 1A0317G03)	Black	4A0438-01	1	1	1	1			
12a	Countersunk Screw (Included in item 1: 1A0317G01, 1A0317G03)	5x20, SS	7C42-0520	2	2	2	2			
13	Locking Hole Plug	DP-1093	4A0586-02	1	-					
			4A0586-03		1	-				
			4A0586-06			1	1			

P. Door-Full (L)
RFH2-SSB, RFH3-SSB

J-0, J-1, J-2, K-0, L-5, M-5, N-6, P-6, Q-5, R-5, S-5, S-6

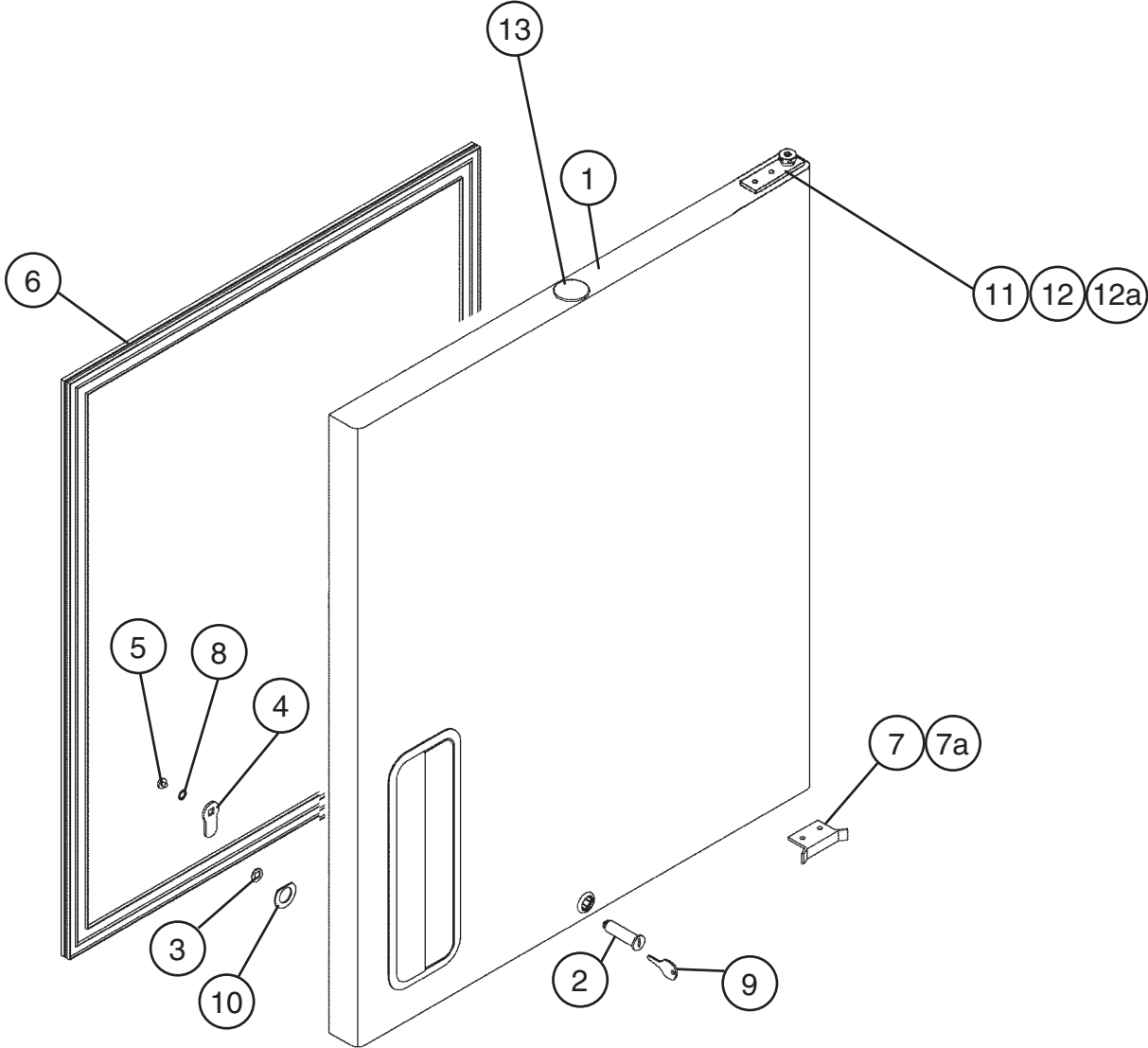


Title: P. Door-Full (L) Model: RFH2-SSB, RFH3-SSB											
Index No.	Description	Material or Model Number	Part Number	Required Number							
				J-0	J-1 J-2	K-0 L-5	M-5 to S-6				
1	Door-Prefoam (L)	-	1A0317G02	1	1	-					
			1A0317G04			1	1				
2	Lock-Tumbler	M4-5813-001	4A0462-01	1	1	1	1				
3	Lock-Stop Washer	M5-8060-103	4A0458-01	1	1	1	1				
4	Cam-Door Lock	P.S	4A0228-01	1	1	1	1				
5	Lock-Screw	SS	4A0461-01	1	1	1	1				
6	Gasket-Door	2209 244A GRAY	3A0273-01	1	1	1	1				
7	Stop-Door	SS	4A0351-01	1	1	-					
7a	Countersunk Screw (Included in item 1: 1A0317G02)	5x20, SS	7C42-0520	2	2	-					
8	Lock-Washer	SS	4A0459-01	1	1	1	1				
9	Lock-Key	M5-0680-111	4A0460-01	1	1	1	1				
10	Washer-Door Lock	SS	4A0670-01	1	1	1	1				
11	Hinge-Spring (L) (Included in item 1: 1A0317G02, 1A0317G04)	-	4A3312-02	1	1	1	1				
12	Hinge-Spring Cart (L) (Included in item 1: 1A0317G02, 1A0317G04)	Blue	4A0438-02	1	1	1	1				
12a	Countersunk Screw (Included in item 1: 1A0317G02, 1A0317G04)	5x20, SS	7C42-0520	2	2	2	2				
13	Locking Hole Plug	DP-1093	4A0586-02	1	-						
			4A0586-03		1	1	-				
			4A0586-06				1				

Q. Door-Half (UR)

RFH2-SSB-HD, RFH3-SSB-HD

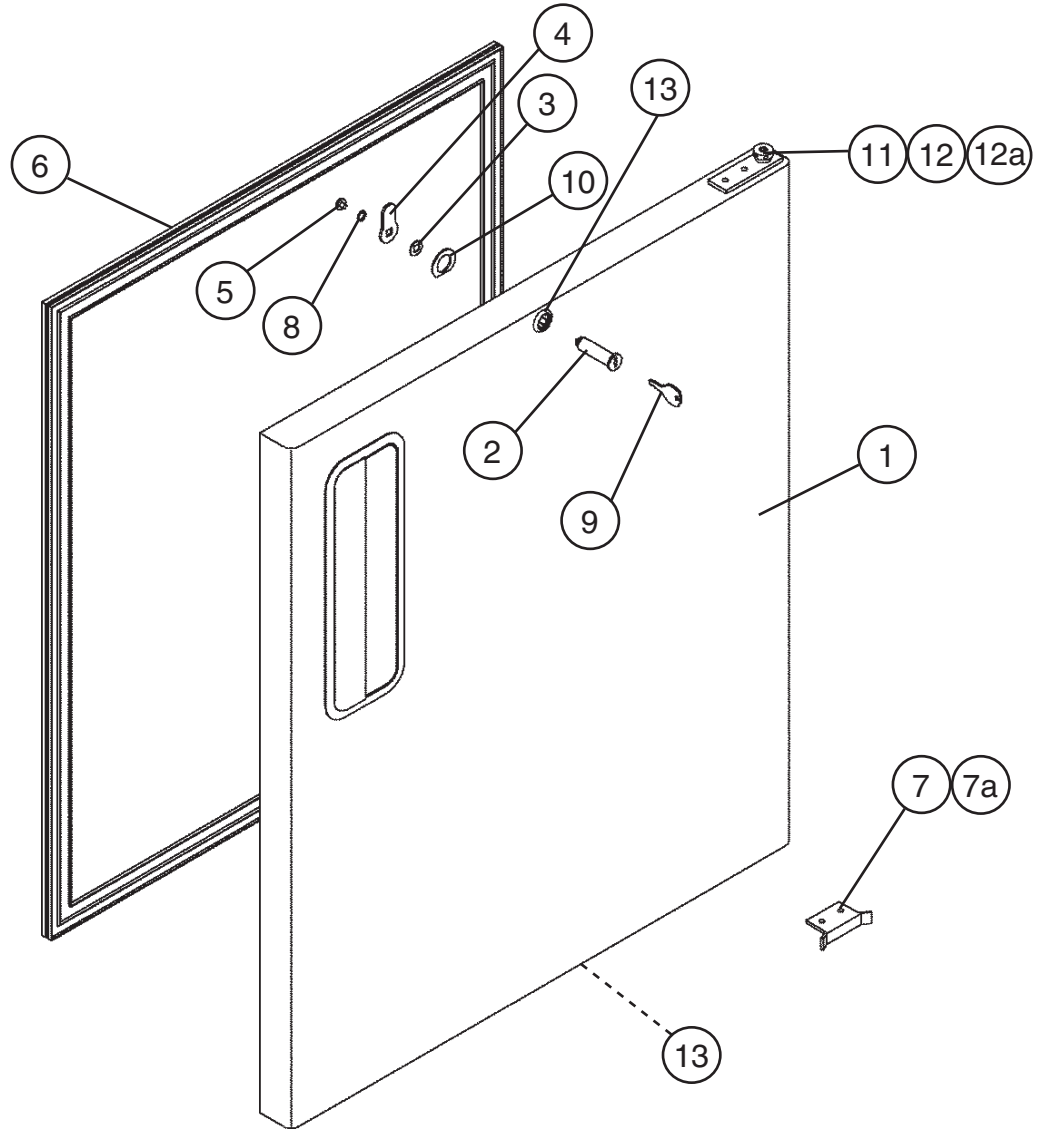
J-0, J-1, J-2, K-0, L-5, M-5, N-6, P-6, Q-5, R-5, S-6



Title: Q. Door-Half (UR) Model: RFH2-SSB-HD, RFH3-SSB-HD											
Index No.	Description	Material or Model Number	Part Number	Required Number							
				J-0	J-1 to K-0	L-5	M-5 to S-6				
1	Door-Prefoam (UR)	-	1A0325G01	1	1	1	-				
			1A0325G03				1				
2	Lock-Tumbler	M4-5813-001	4A0462-01	1	1	1	1				
3	Lock-Stop Washer	M5-8060-103	4A0458-01	1	1	1	1				
4	Cam-Door Lock	P.S	4A0228-01	1	1	1	1				
5	Lock-Screw	SS	4A0461-01	1	1	1	1				
6	Gasket-Door(Half)	2209 244A GRAY	3A0273-02	1	1	1	1				
7	Stop-Door	SS	4A0351-01	1	1	1	-				
7a	Countersunk Screw (Included in item 1: 1A0325G01)	5x20, SS	7C42-0520	2	2	2	-				
8	Lock-Washer	SS	4A0459-01	1	1	1	1				
9	Lock-Key	M5-0680-111	4A0460-01	1	1	1	1				
10	Washer-Door Lock	SS	4A0670-01	1	1	1	1				
11	Hinge-Spring (R) (Included in item 1: 1A0325G01, 1A0325G03)	-	4A3312-01	1	1	1	1				
12	Hinge-Spring Cart (R) (Included in item 1: 1A0325G01, 1A0325G03)	Black	4A0438-01	1	1	1	1				
12a	Countersunk Screw (Included in item 1: 1A0325G01, 1A0325G03)	5x20, SS	7C42-0520	2	2	2	2				
13	Locking Hole Plug	DP-1093	4A0586-02	1	-						
			4A0586-03		1	-					
			4A0586-06			1	1				

R. Door-Half (LR)
RFH2-SSB-HD, RFH3-SSB-HD

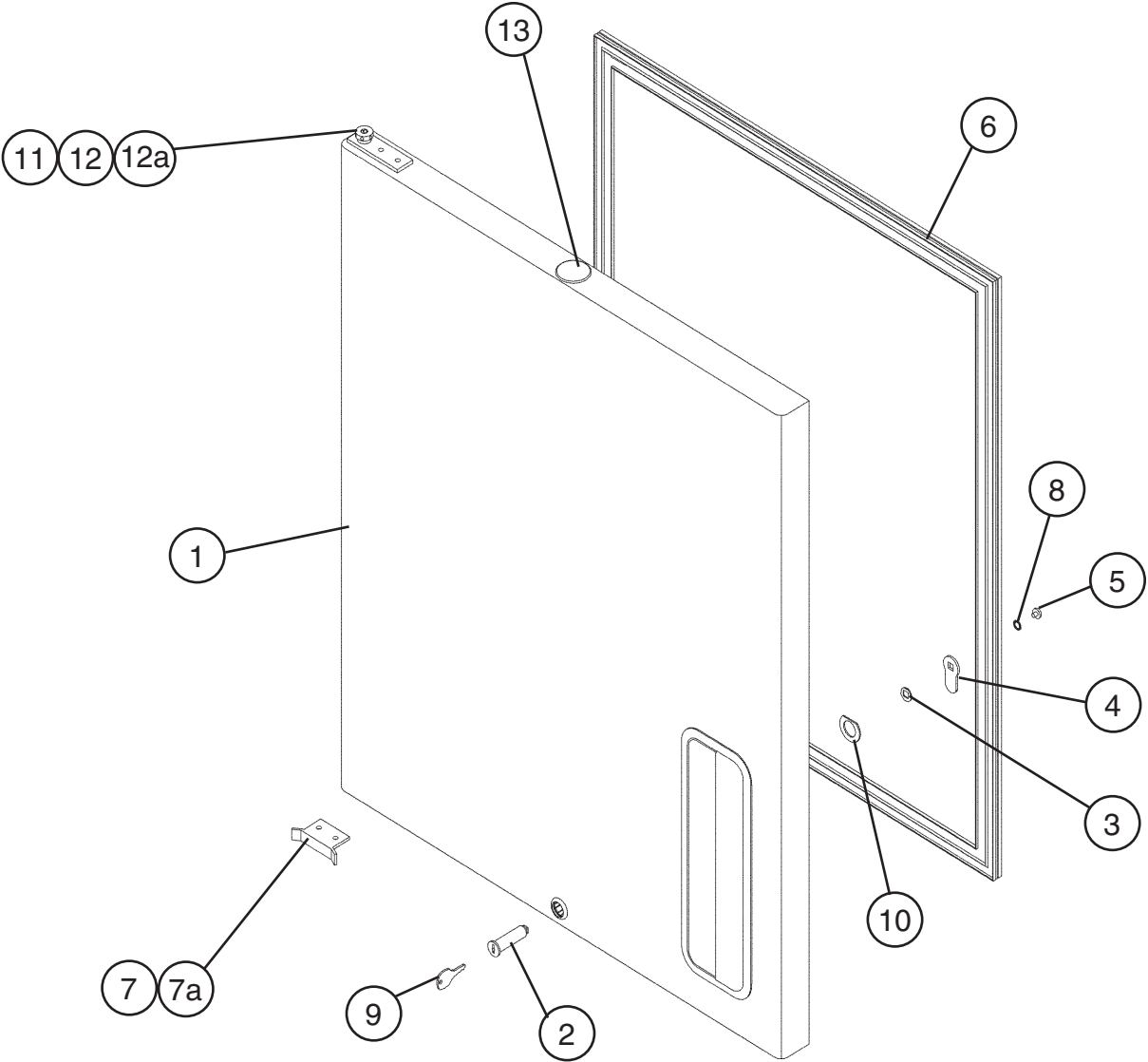
J-0, J-1, J-2, K-0, L-5, M-5, N-6, P-6, Q-5, R-5, S-6



Title: R. Door-Half (LR) Model: RFH2-SSB-HD, RFH3-SSB-HD											
Index No.	Description	Material or Model Number	Part Number	Required Number							
				J-0	J-1 to K-0	L-5	M-5 to S-6				
1	Door-Prefoam (LR)	-	1A0323G01	1	1	1	-				
			1A0323G03				1				
2	Lock-Tumbler	M4-5813-001	4A0462-01	1	1	1	1				
3	Lock-Stop Washer	M5-8060-103	4A0458-01	1	1	1	1				
4	Cam-Door Lock	P.S	4A0228-01	1	1	1	1				
5	Lock-Screw	SS	4A0461-01	1	1	1	1				
6	Gasket-Door (Half)	2209 244A GRAY	3A0273-02	1	1	1	1				
7	Stop-Door	SS	4A0351-01	1	1	1	-				
7a	Countersunk Screw (Included in item 1: 1A0323G01)	5x20, SS	7C42-0520	2	2	2	-				
8	Lock-Washer	SS	4A0459-01	1	1	1	1				
9	Lock-Key	M5-0680-111	4A0460-01	1	1	1	1				
10	Washer-Door Lock	SS	4A0670-01	1	1	1	1				
11	Hinge-Spring (R) (Included in item 1: 1A0323G01, 1A0323G03)	-	4A3312-01	1	1	1	1				
12	Hinge-Spring Cart (R) (Included in item 1: 1A0323G01, 1A0323G03)	Black	4A0438-01	1	1	1	1				
12a	Countersunk Screw (Included in item 1: 1A0323G01, 1A0323G03)	5x20, SS	7C42-0520	2	2	2	2				
13	Locking Hole Plug	DP-1093	4A0586-02	1	-						
			4A0586-03		1	-					
			4A0586-06			1	1				

S. Door-Half (UL)
RFH2-SSB-HD, RFH3-SSB-HD

J-0, J-1, J-2, K-0, L-5, M-5, N-6, P-6, Q-5, R-5, S-6

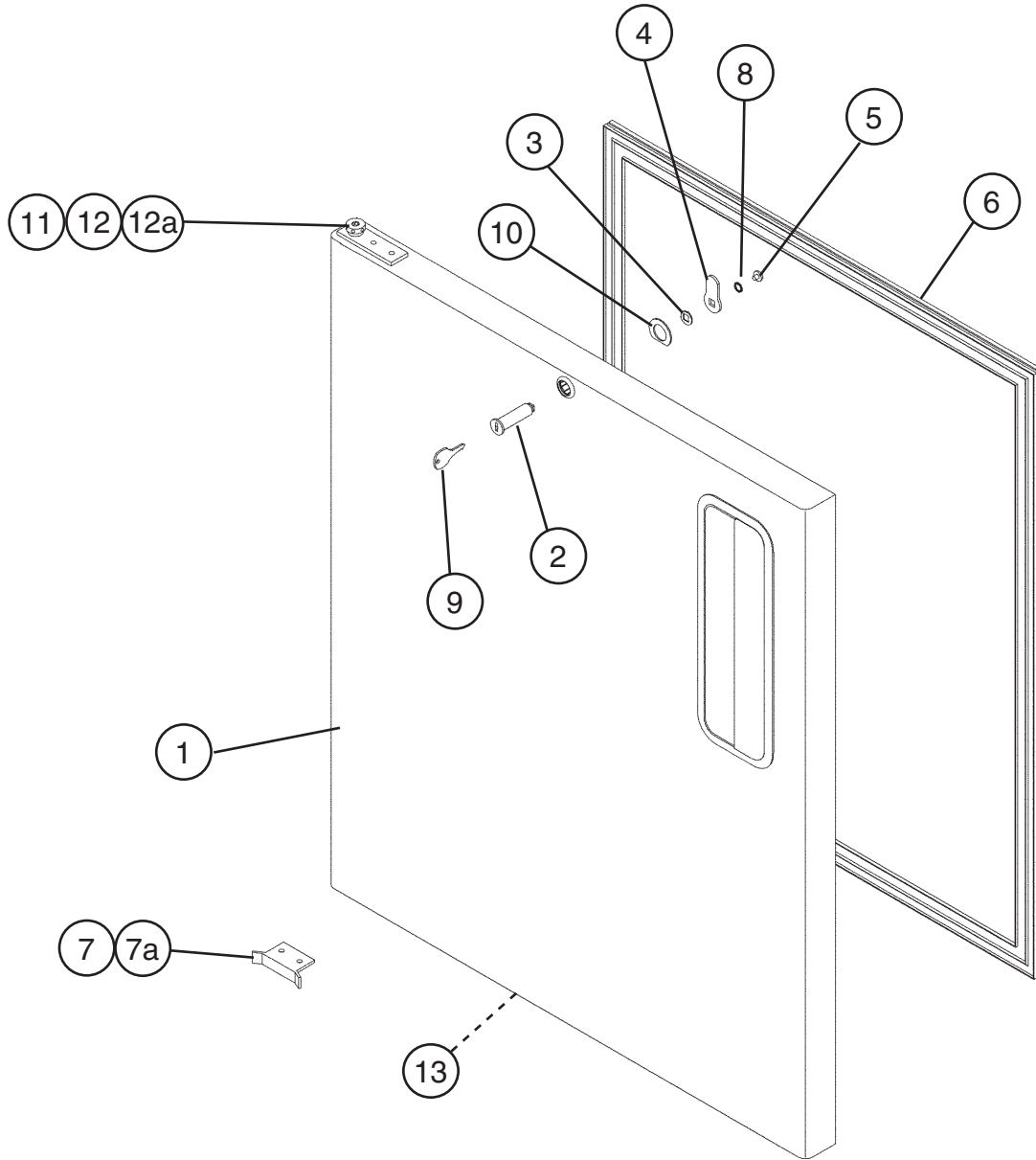


Title: S. Door-Half (UL) Model: RFH2-SSB-HD, RFH3-SSB-HD										
Index No.	Description	Material or Model Number	Part Number	Required Number						
				J-0	J-1 to K-0	L-5	M-5 to S-6			
1	Door-Prefoam (UL)	-	1A0323G02	1	1	1	-			
			1A0323G04				1			
2	Lock-Tumbler	M4-5813-001	4A0462-01	1	1	1	1			
3	Lock-Stop Washer	M5-8060-103	4A0458-01	1	1	1	1			
4	Cam-Door Lock	P.S	4A0228-01	1	1	1	1			
5	Lock-Screw	SS	4A0461-01	1	1	1	1			
6	Gasket-Door(Half)	2209 244A GRAY	3A0273-02	1	1	1	1			
7	Stop-Door	SS	4A0351-01	1	1	1	-			
7a	Countersunk Screw (Included in item 1: 1A0323G02)	5x20, SS	7C42-0520	2	2	2	-			
8	Lock-Washer	SS	4A0459-01	1	1	1	1			
9	Lock-Key	M5-0680-111	4A0460-01	1	1	1	1			
10	Washer-Door Lock	SS	4A0670-01	1	1	1	1			
11	Hinge-Spring (L) (Included in item 1: 1A0323G02, 1A0323G04)	-	4A3312-02	1	1	1	1			
12	Hinge-Spring Cart (L) (Included in item 1: 1A0323G02, 1A0323G04)	Blue	4A0438-02	1	1	1	1			
12a	Countersunk Screw (Included in item 1: 1A0323G02, 1A0323G04)	5x20, SS	7C42-0520	2	2	2	2			
13	Locking Hole Plug	DP-1093	4A0586-02	1	-					
			4A0586-03		1	-				
			4A0586-06			1	1			

T. Door-Half (LL)

RFH2-SSB-HD, RFH3-SSB-HD

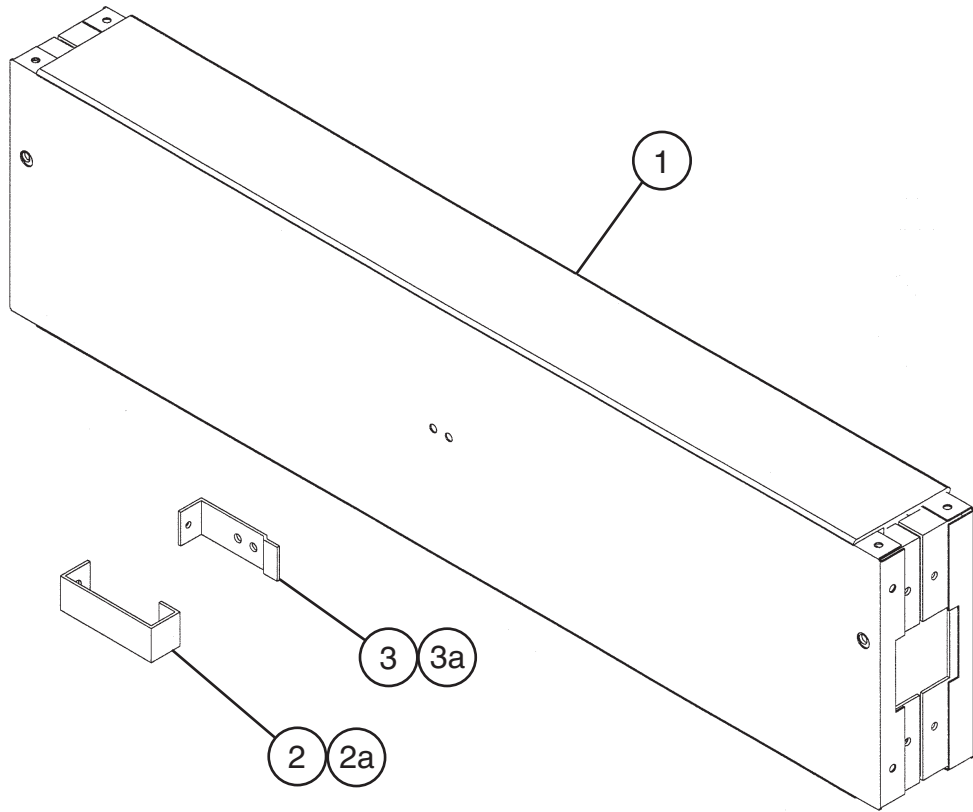
J-0, J-1, J-2, K-0, L-5, M-5, N-6, P-6, Q-5, R-5, S-6



Title: T. Door-Half (LL) Model: RFH2-SSB-HD, RFH3-SSB-HD												
Index No.	Description	Material or Model Number	Part Number	Required Number								
				J-0	J-1 J-2	K-0 L-5	M-5 to S-6					
1	Door-Prefoam (LL)	-	1A0325G02	1	1	1	-					
			1A0325G04				1					
2	Lock-Tumbler	M4-5813-001	4A0462-01	1	1	1	1					
3	Lock-Stop Washer	M5-8060-103	4A0458-01	1	1	1	1					
4	Cam-Door Lock	P.S	4A0228-01	1	1	1	1					
5	Lock-Screw	SS	4A0461-01	1	1	1	1					
6	Gasket-Door (Half)	JARROW #P-2209 244A GRAY	3A0273-02	1	1	1	1					
7	Stop-Door	SS	4A0351-01	1	1	1	-					
7a	Countersunk Screw (Included in item 1: 1A0325G02)	5x20, SS	7C42-0520	2	2	2	-					
8	Lock-Washer	SS	4A0459-01	1	1	1	1					
9	Lock-Key	M5-0680-111	4A0460-01	1	1	1	1					
10	Washer-Door Lock	SS	4A0670-01	1	1	1	1					
11	Hinge-Spring (L) (Included in item 1: 1A0325G02, 1A0325G04)	-	4A3312-02	1	1	1	1					
12	Hinge-Spring Cart (L) (Included in item 1: 1A0325G02, 1A0325G04)	Blue	4A0438-02	1	1	1	1					
12a	Countersunk Screw (Included in item 1: 1A0325G02, 1A0325G04)	5x20, SS	7C42-0520	2	2	2	2					
13	Locking Hole Plug	DP-1093	4A0586-02	1	-							
			4A0586-03		1	-						
			4A0586-06			1	1					

U. Mullion-Horizontal RFH2-SSB-HD, RFH3-SSB-HD

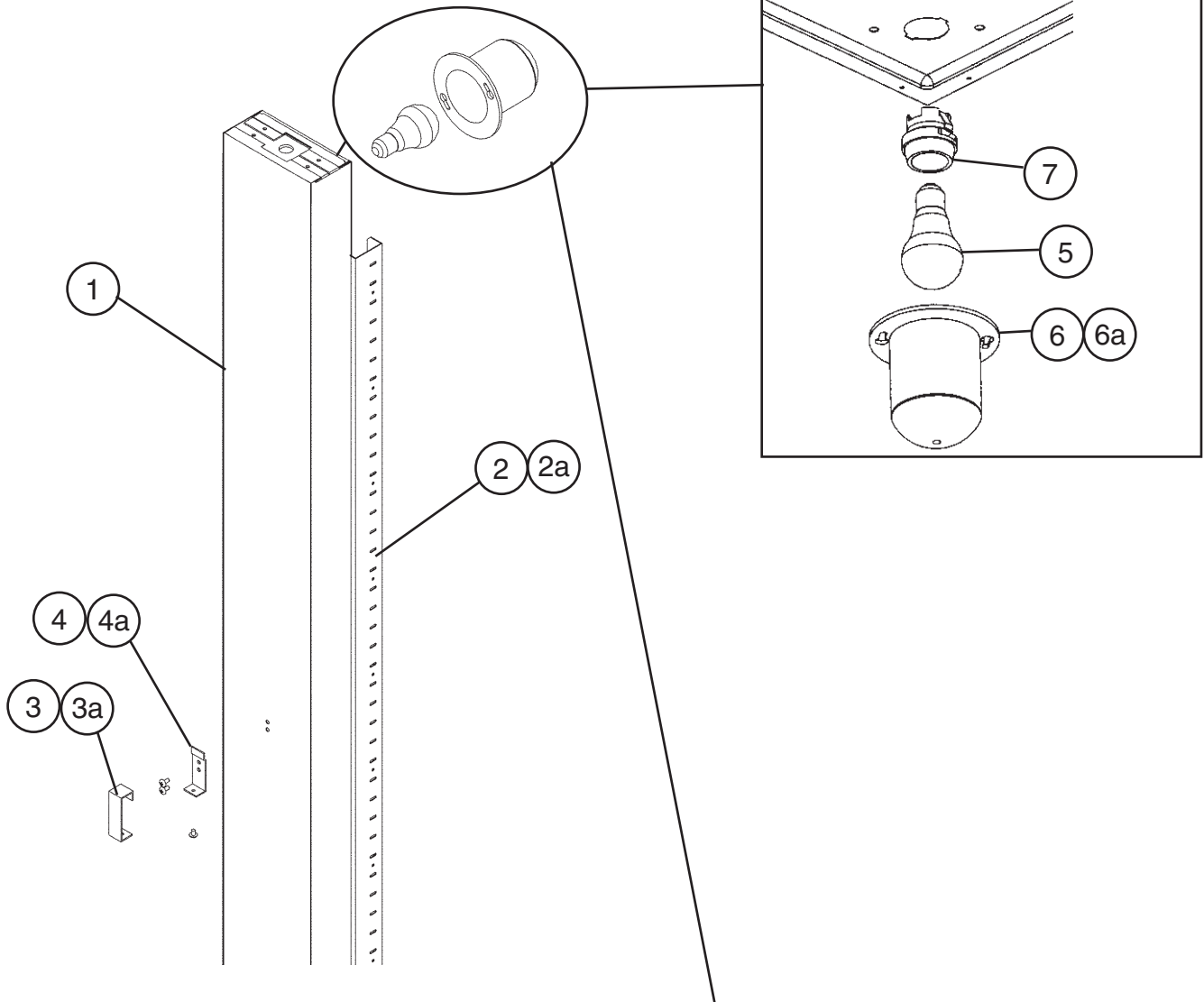
J-0, J-1, J-2, K-0, L-5, M-5, N-6, P-6, Q-5, R-5, S-6



Title: U. Mullion-Horizontal Model: RFH2-SSB-HD, RFH3-SSB-HD				Required Number									
Index No.	Description	Material or Model Number	Part Number	J-0 to J-2	K-0 L-5	M-5 to S-6							
1	Mullion-Prefoam(H)	Non- Heated	2A1313G01	2	1	1							
		Heated (Freezer only)	2A1313G04		1	1							
2	Plate-Strike (Front)	SS	4A0355-01	1	1	1							
2a	Truss Head Screw	4x8, SS	7C32-0408	1	1	1							
3	Plate-Strike (Base)	SS	4A0354-01	1	1	1							
3a	T2 Screw	4x8, SS	7P32-0408	3	3	2							

V. Mullion-Vertical RFH3-SSB

J-0, J-1, J-2, K-0, L-5, M-5, N-6, P-6, Q-5, R-5, S-6

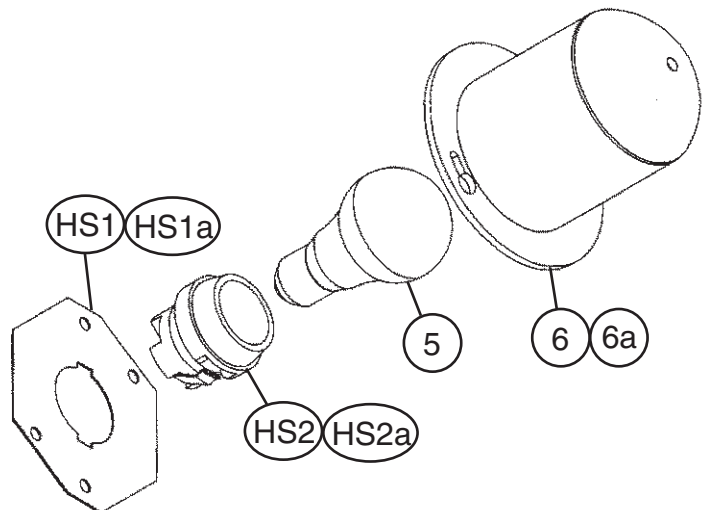


M-5 and earlier

The santoprene light socket was changed to a porcelain lampholder at M-5. This change is non-interchangeable. If the light socket is not operating on a unit with a santoprene light socket, Hoshizaki recommends replacement with [HS-3554](#).

Note:

Parts 5, 6 and 6a are not included in HS-3554; they are shown for reference only.

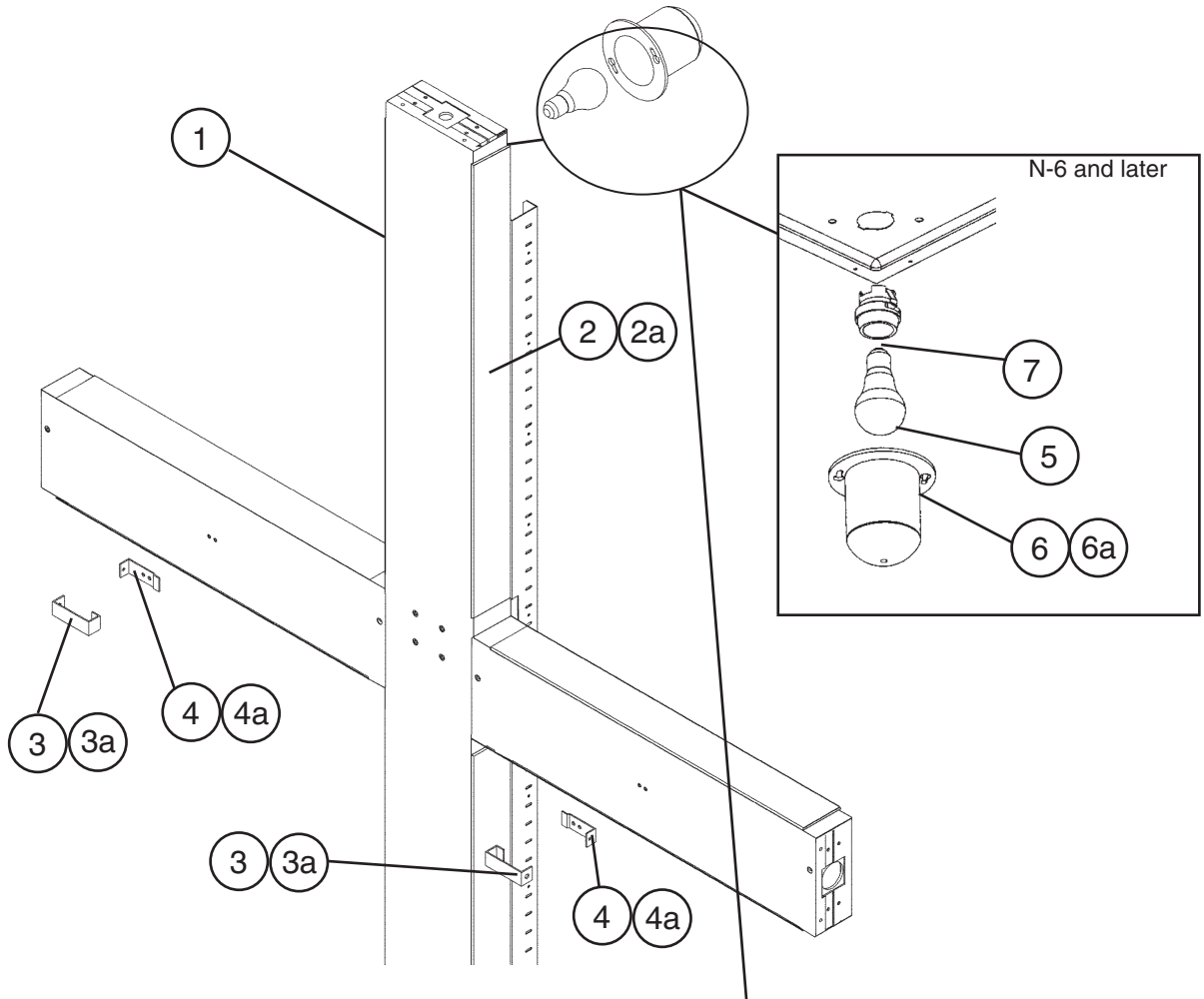


Title: V. Mullion-Vertical Model: RFH3-SSB														
Index No.	Description	Material or Model Number	Part Number	Required Number										
				J-0 to K-0	L-5	M-5	N-6	P-6 to S-6						
1	Mullion-Prefoam	-	2A1288G01	1	1	1	1	1						
2	Pilaster-Mullion	SS	2A0205-01	2	-									
			2A0205-02		2	2	2	-						
			2A3246-01					2						
2a	Truss Head Screw	4x20 SS	7C32-0420	6	6	-								
		5x10, SS	7C32-0510			6	6	6						
3	Plate-Strike (Front)	SS	4A0355-01	1	1	1	1	1						
3a	Truss Head Screw	4x6, SS	7C32-0406	1	-									
		4x8, SS	7C32-0408		1	1	1	1						
4	Plate-Strike (Base)	SS	4A0354-01	1	1	1	1	1						
4a	T2 Screw	4x8, SS	7P32-0408	3	3	2	2	2						
5	Bulb-Light	GE, 40A15	4A0437-01	1	-									
		40 A-15	4A2420-01		1	1	1	1						
6	Shield-Light	2778-1010-3000	4A0465-01	1	1	1	1	1						
6a	Truss Head Screw	5x10, SS	7C32-0510	2	-									
	Cheese Head Screw	5x12, SS	7C52-0512		2	2	2	2						
7	Lampholder	Refrigerator	4A2862-01	Non-interchangeable part change. If light socket is not operating for these codes, Hoshizaki recommends replacement with HS-3554 (below).				1	1					

HS-3554-Lampholder Conversion Kit													
Index No.	Description	Material or Model Number	Part Number	Required Number									
				M-5 and earlier									
HS1	Plate-Lampholder Mount	SS	4A2880-01	1									
HS1a	Cheese Head Screw	SS	7C52-0512	2									
HS2	Lampholder	-	4A2862-01	1									
HS2a	Terminal-Flag	DNFR18-250FIBK	8101-18FJ	2									

W. Mullion-Cross RFH3-SSB-HD

J-0, J-1, J-2, K-0, L-5, M-5, N-6, P-6, Q-5, S-6

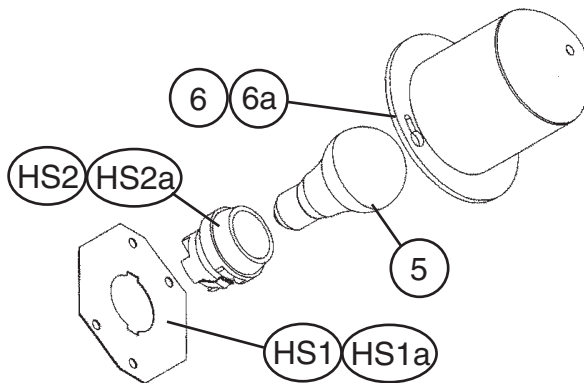


M-5 and earlier

The santoprene light socket was changed to a porcelain lampholder at N-6. This change is non-interchangeable. If the light socket is not operating on a unit with a santoprene light socket, Hoshizaki recommends replacement with [HS-3554](#).

Note:

Parts 5, 6 and 6a are not included in HS-3554; they are shown for reference only.

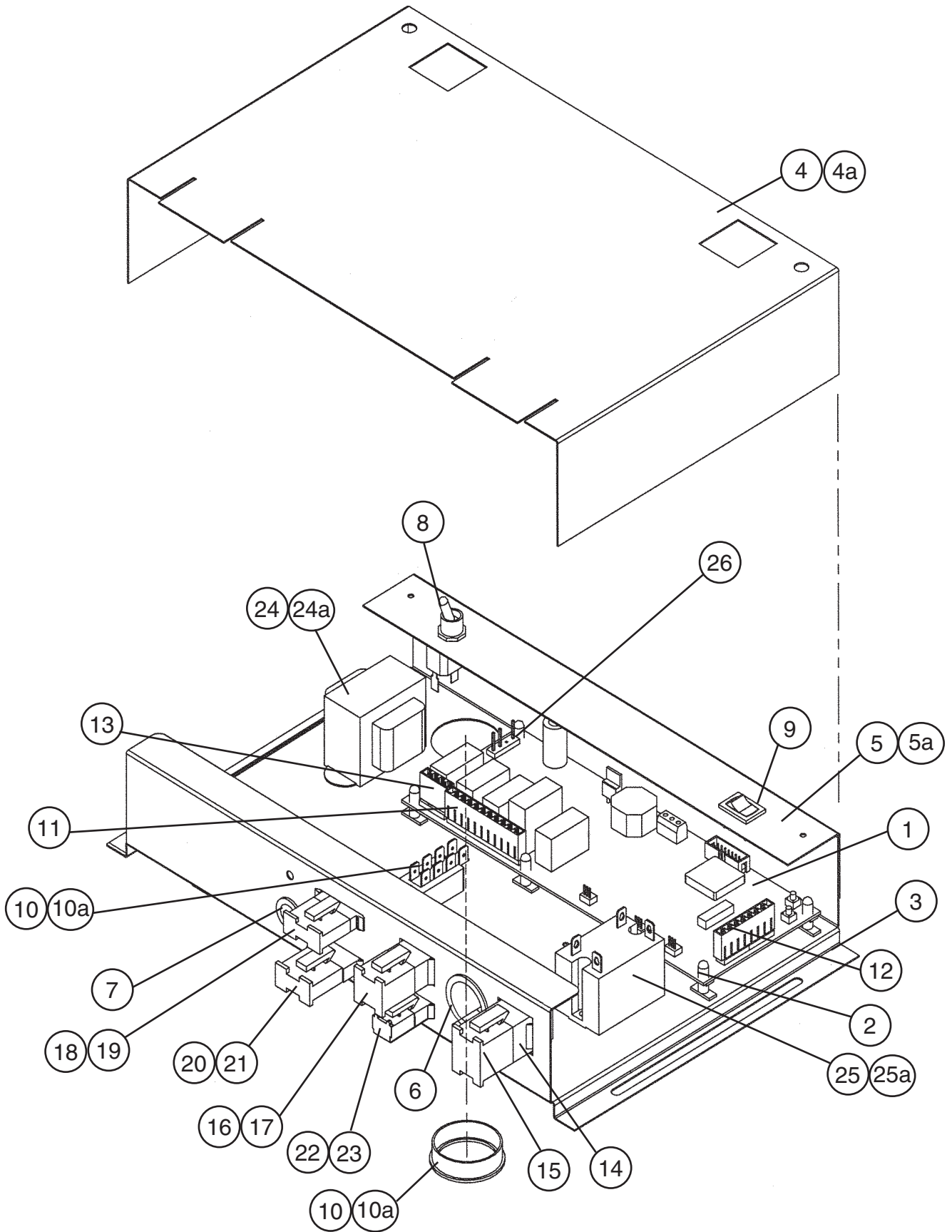


Title: W. Mullion-Cross Model: RFH3-SSB-HD											
Index No.	Description	Material or Model Number	Part Number	Required Number							
				J-0	J-1 J-2	K-0 to M-5	N-6	P-6 to S-6			
1	Mullion-Prefoam	-	2A1351G01	1	1	1	1	1			
2	Pilaster-Mullion	SS	2A0205-02	2	2	2	2	-			
			2A3246-01					2			
2a	Trusshead Screw	4x20, SS	7C32-0420	6	6	6	6	6			
3	Plate-Strike (Front)	SS	4A0355-01	2	2	2	2	2			
3a	Trusshead Screw	4x6, SS	7C32-0406	2	-						
		4x8, SS	7C32-0408		1	1	1	1			
4	Plate-Strike (Base)	SS	4A0354-01	2	2	2	2	2			
4a	T2 Screw	4x8, SS	7P32-0408	4	4	4	4	4			
5	Bulb-Light	GE, 40A15	4A0437-01	1	1	-					
		40 A-15	4A2420-01			1	1	1			
6	Shield-Light	2778-1010-3000	4A0465-01	1	1	1	1	1			
6a	Truss Head Screw	5x10, SS	7C32-0510	2	-						
	Cheese Head Screw	5x12, SS	7C52-0512		2	2	2	2			
7	Lampholder	-	4A2862-01	Non-interchangeable part change. If light socket is not operating for these codes, Hoshizaki recommends replacement with HS-3554 (below).			1	1			

HS-3554-Lampholder Conversion Kit											
Index No.	Description	Material or Model Number	Part Number	Required Number							
				M-5 and earlier							
HS1	Plate-Lampholder Mount	SS	4A2880-01	1							
HS1a	Cheese Head Screw	SS	7C52-0512	2							
HS2	Lampholder	-	4A2862-01	1							
HS2a	Terminal-Flag	DNFR18-250FIBK	8101-18FJ	2							

X. Common Control Box
RFH2-SSB(-HD), RFH3-SSB(-HD)

J-0, J-1, J-2, K-0, L-5, M-5, N-6, P-6, Q-5, R-5, S-5, S-6

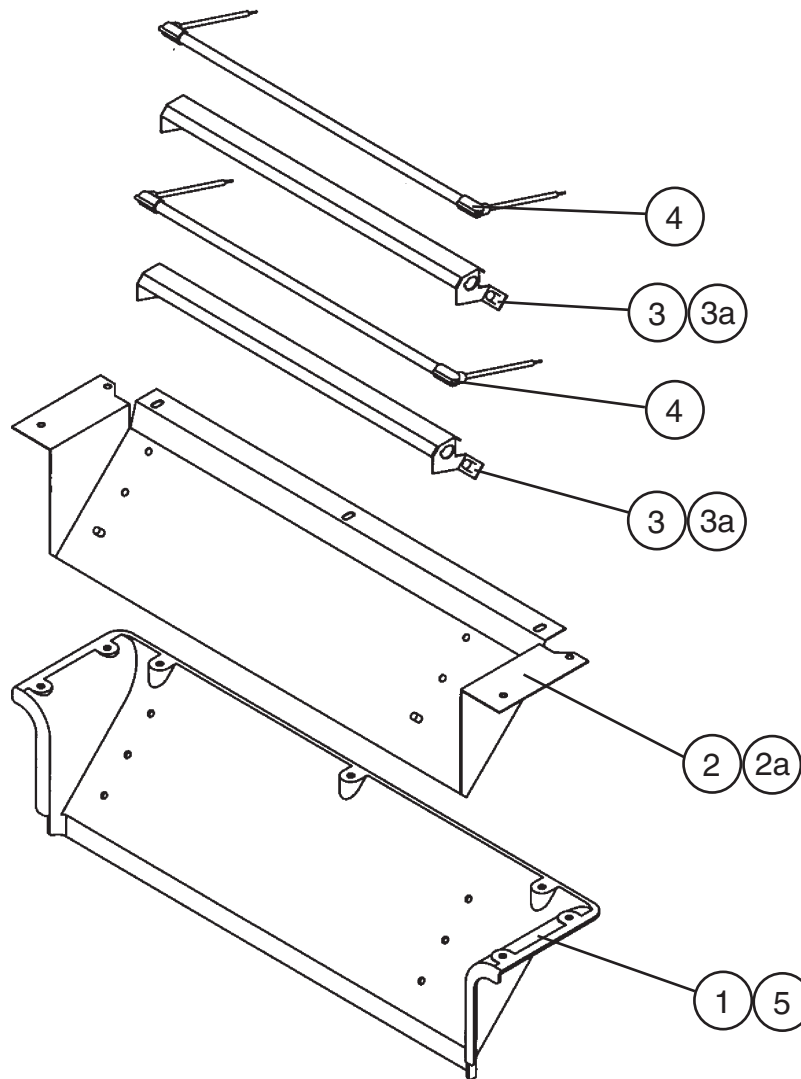


Title: **X. Common Control Box** Model: **RFH2-SSB(-HD), RFH3-SSB(-HD)**

Index No.	Description	Material or Model Number	Part Number	Required Number																		
				J-0 to K-0	L-5	M-5 to P-6	Q-5 R-5	S-5 S-6														
1	Board-Control	Use latest for all aux. codes	2A0882-01	1	1	-																
			2A1854-01			1	-															
			2A2862-21					1	-													
			2A2862-23							1												
2	Board Support	NYLON	4A0336-03	6	6	6	6	6														
3	Base-Control Box	GS	2A1146-01	1	1	1	1	1														
4	Cover-Control Box	GS	2A1031-01	1	1	1	1	1														
4a	T2 Screw	4x8, SS	7P32-0408	2	2	2	2	2														
5	Switch-Bracket	GS	2A1032-01	1	1	-																
			2A1032-02			1	1	1														
5a	T2 Screw	4x8, SS	7P32-0408	2	2	2	2	2														
6	Bushing	SB-1093-15	420470-03	1	1	1	1	1														
7	Bushing	SB-625-8	420470-01	1	1	1	1	1														
8	Switch-Toggle	7802K21	4A0424-01	1	1	1	1	1														
9	Switch-Rocker	1801 1102	4A0418-01	1	1	1	1	1														
10	Terminal Block	ESB1-6-8	4A1540-01	2	2	-																
			-			1	1	1														
10a	Tapping Screw	3x8	431415-01	1	1	2	2	2														
11	Board Connector	5198-10	434003-05	1	1	1	1	1														
12	Board Connector	5198-07	434003-07	1	1	1	1	1														
13	Board Connector	5198-03	434003-11	1	1	1	1	1														
14	Plug Housing (9 Pin)	3191-09P	412832-02	1	1	1	1	1														
15	Receptacle Housing (9 Pin)	3191-09R1	412831-02	1	1	1	1	1														
16	Plug Housing (6 Pin)	3191-06P	412832-03	1	1	1	1	1														
17	Receptacle Housing (6 Pin)	3191-06R1	412831-03	1	1	1	1	1														
18	Plug Housing	3/12/36	4A0425-01	1	1	1	1	1														
19	Receptacle Housing	03-12-1035	4A0426-01	1	1	1	1	1														
20	Receptacle Housing (4 Pin)	3191-04R1	412831-05	1	1	1	1	1														
21	Plug Housing (4 Pin)	3191-04P	412832-05	1	1	1	1	1														
22	Receptacle Housing (2 Pin)	3191-02R1	412831-07	1	1	1	1	1														
23	Plug Housing (2 Pin)	3191-02P	412832-07	1	1	1	1	1														
24	Transformer	26D285H	3A0172-01	1	-																	
			-			1	1	1	1													
24a	Tapping Screw	3x8	431415-01	2	2	2	2	2														
25	Compressor Relay	HE1aN-AC120V	4A1307-01	1	1	1	1	1														
25a	Tapping Screw	3x8	431415-01	2	2	2	2	2														
26	Board Connector	5198-03	434003-09	1	1	1	1	1														

Y. Distributor-Air Top Assembly RFH2-SSB(-HD), RFH3-SSB(-HD) Freezer 1 Section

J-0, J-1, J-2, K-0, L-5, M-5, N-6, P-6, Q-5, R-5, S-5, S-6



Title: Y. Distributor-Air Top Assembly Model: RFH2-SSB(-HD), RFH3-SSB(-HD) Freezer 1 Section				Required Number								
Index No.	Description	Material or Model Number	Part Number	J-0 to N-6	P-6	Q-5 to S-6						
1	Distributor-Air (Top)	ABS	2A0610-01	1	-							
			2A0610-03		1	-						
			2A0610-04				1					
2	Shield-Duct	SS	2A3085-01		1	-						
			2A3392-01				1					
2a	Truss Head Screw	5x12, SS	7C32-0512		2	2						
3	Bracket-Heater Supply	-	3A3096G01		2	2						
3a	Truss Head Screw	5x12, SS	7C32-0512		4	4						
4	Heater-Glass Tube	-	3A2335-02		2	2						
5	Gasket	L=1200	4A0808L02	2	2	2						

Z. Literature & Packaging

RFH2-SSB(-HD), RFH3-SSB(-HD)

J-0, J-1, J-2, K-0, L-5, M-5, N-6, P-6, Q-5, R-5, S-5, S-6

Title: Z. Literature & Packaging Model: RFH2-SSB(-HD)												
Index No.	Description	Material or Model Number	Part Number	Required Number								
				J-0 to P-6	Q-5 to S-6							
1	Instruction Manual	PAPER	91A34010N	1	1							
Packaging (available only for models currently in production)		RFH2-SSB	1A1102A15	1	1							
		RFH2-SSB-HD	1A0766A16	1	1							
		RFH3-SSB	1A1102A28	1	1							
		RFH3-SSB-HD	1A0767A29	1	1							