

# **STAR<sup>®</sup>**

## **CHEESE MELTER**

518CMA, 526CMA

## **WARMING OVEN**

526WOA

## **TOASTER OVEN**

526TOA



518CMA



526TOA

### **Installation and Operation Instructions**

2M-Z7361 Rev. B 7/10/06



## SAFETY SYMBOL



These symbols are intended to alert the user to the presence of important operating and maintenance instructions in the manual accompanying the appliance.

---

## RETAIN THIS MANUAL FOR FUTURE REFERENCE

### NOTICE

Using any part other than genuine Star factory supplied parts relieves the manufacturer of all liability.

Star reserves the right to change specifications and product design without notice. Such revisions do not entitle the buyer to corresponding changes, improvements, additions or replacements for previously purchased equipment.

Due to periodic changes in designs, methods, procedures, policies and regulations, the specifications contained in this sheet are subject to change without notice. While Star Manufacturing exercises good faith efforts to provide information that is accurate, we are not responsible for errors or omissions in information provided or conclusions reached as a result of using the specifications. By using the information provided, the user assumes all risks in connection with such use.

## MAINTENANCE AND REPAIRS

Contact your local authorized service agent for service or required maintenance. Please record the model number, serial number, voltage and purchase date in the area below and have it ready when you call to ensure faster service.

Model No. \_\_\_\_\_  
Serial No. \_\_\_\_\_  
Voltage \_\_\_\_\_  
Purchase Date \_\_\_\_\_

### Authorized Service Agent

Reference the listing provided with the unit

or

for an updated listing go to:

**Website:** www.star-mfg.com  
**E-mail:** Service@star-mfg.com  
**Telephone:** (800) 807-9054 Local (314) 781-2777

### The Star Service Help Desk

**Business Hours:** 8:00 am to 4:30 p.m. Central Standard Time

**Telephone:** (800) 807-9054 Local (314) 781-2777

**Fax:** (800) 396-2677 Local (314) 781-2714

**E-mail:** Parts@star-mfg.com  
Service@star-mfg.com  
Warranty@star-mfg.com

**Website:** www.star-mfg.com

**Mailing Address:** Star Manufacturing International Inc.  
10 Sunnen Drive  
St. Louis, MO 63143  
U.S.A

## SPECIFICATIONS

---

### **518CMA-120V**

Rating Connection: 1,260 Watts, 120 Volts, 50/60 Hz, 10.5 Amps  
NEMA 5-15 plug with 6-foot cord

Approximate Weight: Installed - 23 Lbs (10.44 kg), Shipping - 29 Lbs (13.17 kg)

Dimensions: Width: 18.6 in. (47.25 cm)  
Height: 12.9 in. (32.77 cm)  
Depth: 12.5 in. (31.75 cm)

---

### **526CMA-120V**

Rating Connection: 1,656 Watts, 120 Volts, 50/60 Hz, 13.8 Amps  
NEMA 5-15 plug with 6-foot cord (U.S.)  
NEMA 5-20 plug with 6-foot cord (Canada)

Approximate Weight: Installed - 29 Lbs (13.17 kg), Shipping - 37 Lbs (16.8 kg)

Dimensions: Width: 25.9 in. (65.78 cm)  
Height: 12.9 in. (32.77 cm)  
Depth: 12.5 in. (31.75 cm)

---

### **526WOA-120V**

Rating Connection: 1,656 Watts, 120 Volts, 50/60 Hz, 13.8 Amps  
NEMA 5-15 plug with 6-foot cord

Approximate Weight: Installed - 31 Lbs (14.07 kg), Shipping - 39 Lbs (17.7 kg)

Dimensions: Width: 25.9 in. (65.78 cm)  
Height: 12.9 in. (32.77 cm)  
Depth: 12.8 in. (32.51 cm)

---

### **526TOA-208V, 526TOA-240V**

Rating Connection: 2,496 Watts, 208 Volts, 50/60 Hz, 12 Amps  
2,640 Watts, 240 Volts, 50/60 Hz, 11 Amps  
NEMA 6-20 plug with 6-foot cord

Approximate Weight: Installed - 31 Lbs (14.07 kg), Shipping - 39 Lbs (17.7 kg)

Dimensions: Width: 25.9 in. (65.78 cm)  
Height: 12.9 in. (32.77 cm)  
Depth: 12.8 in. (32.51 cm)

---

## GENERAL INFORMATION

This equipment is designed and sold for commercial use only by personnel trained and experienced in its operation and is not sold for consumer use in and around the home nor for use directly by the general public in food service locations.

## UNPACKING AND INSPECTION

Unpack the oven and all components from the container. Thoroughly inspect the oven for damage. If damage is discovered, immediately initiate a claim with the carrier that handled the shipment. Be sure to remove all the paper protection and packing material prior to heating.

## ASSEMBLY AND INSTALLATION

The ovens are shipped with adjustable feet detached. Install the feet by placing the oven on its side and screwing the feet into the threaded holes on the bottom of the unit. Contact the factory for alternate installation methods.



### WARNING

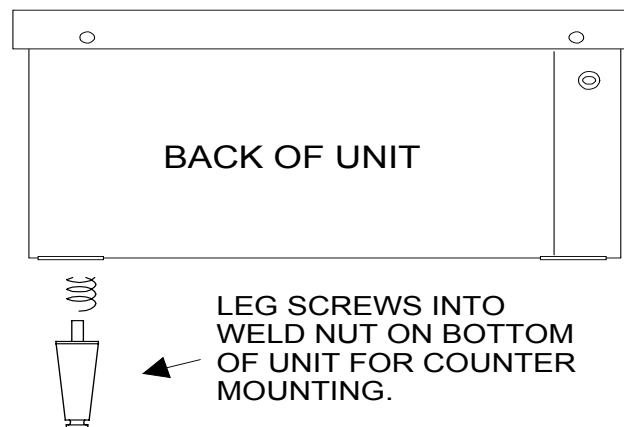
**This appliance is equipped with a three-prong (grounding) plug for your protection against shock hazard and should be plugged directly into a properly grounded three-prong receptacle. Do not cut or remove the grounding prong from this plug.**



### CAUTION

**IMPROPER INSTALLATION, ADJUSTMENT, ALTERATION, SERVICE, OR MAINTENANCE CAN CAUSE PROPERTY DAMAGE, INJURY, OR DEATH. READ ALL INSTRUCTIONS THOROUGHLY BEFORE INSTALLING OR SERVICING THIS EQUIPMENT.**

The oven is equipped with a thermostat that interrupts power to the heating elements if the temperature in the control compartment is excessive. Do not obstruct the ventilation openings on the side panel. These provide cooling air for the controls. If airflow to the fan is obstructed, the thermostat will need to be reset by pressing the reset button on the upper left side of the rear panel.



### CAUTION

**DO NOT INSTALL WITHOUT FEET PROVIDED.**

The ovens are equipped for the voltage indicated on the nameplate mounted on the bottom panel. They will operate on alternating current (AC) only.



**CAUTION**  
**DO NOT CONNECT TO DIRECT CURRENT (DC).**

**-IMPORTANT-**

**The installation of the oven should conform to the NATIONAL ELECTRIC CODE AND ALL LOCAL ELECTRICAL ORDINANCES AND THE LOCAL ELECTRIC COMPANY RULES AND REGULATIONS.**



**CAUTION**  
**DO NOT PLUG THE OVEN INTO AN OUTLET SUPPLYING ANY VOLTAGE OTHER THAN WHAT IS INDICATED ON THE NAMEPLATE.**

## **OPERATION**

All models are in HOLD mode when initially energized. The case fan will come on and the heaters will be at 1/4 power. Full power is activated when the timer is set to the desired cooking time. When the set time has elapsed, the oven will return to the HOLD mode. For fast heat-up, set the timer to 3 minutes. Once the oven is at operating temperature, it takes only 10 to 15 seconds to get from HOLD temperatures to FULL POWER.

Cheese melter models are supplied with an adjustable shelf and two upper heating elements. Changing the shelf position can vary the intensity of the heat. The top position is best used for fast melting of cheese or butter on breads or sandwiches. Center and lower shelf positions are best suited for more delicate cooking such as seafood. Food products should not be placed directly on the shelf. A plate tray or sizzle platter should be used.

Warming and toasting ovens are supplied with upper and lower heating elements and a single position pull-out rack and crumb tray. Food products can be placed directly on the rack. The rack and crumb tray are removable for easy cleaning.

## **DAILY CLEANING**

Turn the power switch OFF and allow the oven to cool completely. Remove the rack, shelf, and/or crumb tray. Clean these items with hot soapy water. Clean the interior and exterior surfaces with a damp cloth and wipe dry.

## **MAINTENANCE AND SERVICE**

If maintenance or service is required, contact your local service company, a factory representative, or Star Manufacturing..

### THOROUGHLY INSPECT YOUR UNIT ON ARRIVAL

This unit has been tested for proper operation before leaving our plant to insure delivery of your unit in perfect condition. However, there are instances in which the unit may be damaged in transit. In the event you discover any type of damage to your product upon receipt, you must immediately contact the transportation company who delivered the item to you and initiate your claim with same. If this procedure is not followed, it may affect the warranty status of the unit.

### LIMITED EQUIPMENT WARRANTY

All workmanship and material in Star products have a one (1) year limited warranty on parts & labor in the United States and Canada. Such warranty is limited to the original purchaser only and shall be effective from the date the equipment is placed in service. Star's obligation under this warranty is limited to the repair of defects without charge, by the factory authorized service agency or one of its sub-agencies. Models that are considered portable (*see below*) should be taken to the closest Star service agency, transportation prepaid.

- > Star will not assume any responsibility for loss of revenue.
- > On all shipments outside the United States and Canada, see International Warranty.
- \* The warranty period for the JetStar six (6) ounce & Super JetStar eight (8) ounce series popcorn machines is two (2) years.
- \* The warranty period for the Chrome-Max Griddles is five (5) years on the griddle surface. See detailed warranty provided with unit.
- \* The warranty period for Teflon/Dura-Tec coatings is one year under normal use and reasonable care. This warranty does not apply if damage occurs to Teflon/Dura-Tec coatings from improper cleaning, maintenance, use of metallic utensils, or abrasive cleaners, abrasive pads, product identifiers and point-of-sale attachments, or any other non-food object that comes in continuous contact with the roller coating. This warranty does not apply to the "non-stick" properties of such materials.
- > This warranty does not apply to "Special Products" but to regular catalog items only. Star's warranty on "Special Products" is six (6) months on parts and ninety (90) days on labor.
- > This warranty does not apply to any item that is disassembled or tampered with for any purpose other than repair by a Star Authorized Service Center or the Service Center's sub-agency.
- > This warranty does not apply if damage occurs from improper installation, misuse, wrong voltage, wrong gas or operated contrary to the Installation and Operating instructions.
- > This warranty is not valid on Conveyor Ovens *unless* a "start-up/check-out" has been performed by a Factory Authorized Technician.

### PARTS WARRANTY

Parts that are sold to repair out of warranty equipment are warranted for ninety (90) days. The part only is warranted. Labor to replace the part is chargeable to the customer.

### SERVICES NOT COVERED BY WARRANTY

1. Travel time and mileage rendered beyond the 50 mile radius limit
2. Mileage and travel time on portable equipment (*see below*)
3. Labor to replace such items that can be replaced easily during a daily cleaning routine, ie; removable kettles on fryers, knobs, grease drawers on griddles, etc.
4. Installation of equipment
5. Damages due to improper installation
6. Damages from abuse or misuse
7. Operated contrary to the Operating and Installation Instructions
8. Cleaning of equipment
9. Seasoning of griddle plates
10. Voltage conversions
11. Gas conversions
12. Pilot light adjustment
13. Miscellaneous adjustments
14. Thermostat calibration and by-pass adjustment
15. Resetting of circuit breakers or safety controls or reset buttons
16. Replacement of bulbs
17. Replacement of fuses
18. Repair of damage created during transit, delivery, & installation OR created by acts of God

### PORTABLE EQUIPMENT

Star will not honor service bills that include travel time and mileage charges for servicing any products considered "Portable" including items listed below. These products should be taken to the Service Agency for repair:

- \* The Model 510FD Fryer.
- \* The Model 526TOA Toaster Oven.
- \* The Model J4R, 4 oz. Popcorn Machine.
- \* The Model 518CMA & 526CMA Cheese Melter.
- \* The Model 12MC & 15MC & 18MCP Hot Food Merchandisers.
- \* The Model 12NCPW & 15NCPW Nacho Chip/Popcorn Warmer.
- \* All Hot Dog Equipment **except Roller Grills & Drawer Bun Warmers.**
- \* All Nacho Cheese Warmers **except Model 11WLA Series Nacho Cheese Warmer.**
- \* All Condiment Dispensers **except the Model HPD & SPD Series Dispenser.**
- \* All Specialty Food Warmers **except Model 130R, 11RW Series, and 11WSA Series.**
- \* All QCS/RCS Series Toasters **except Model QCS3 & RCS3 Series.**

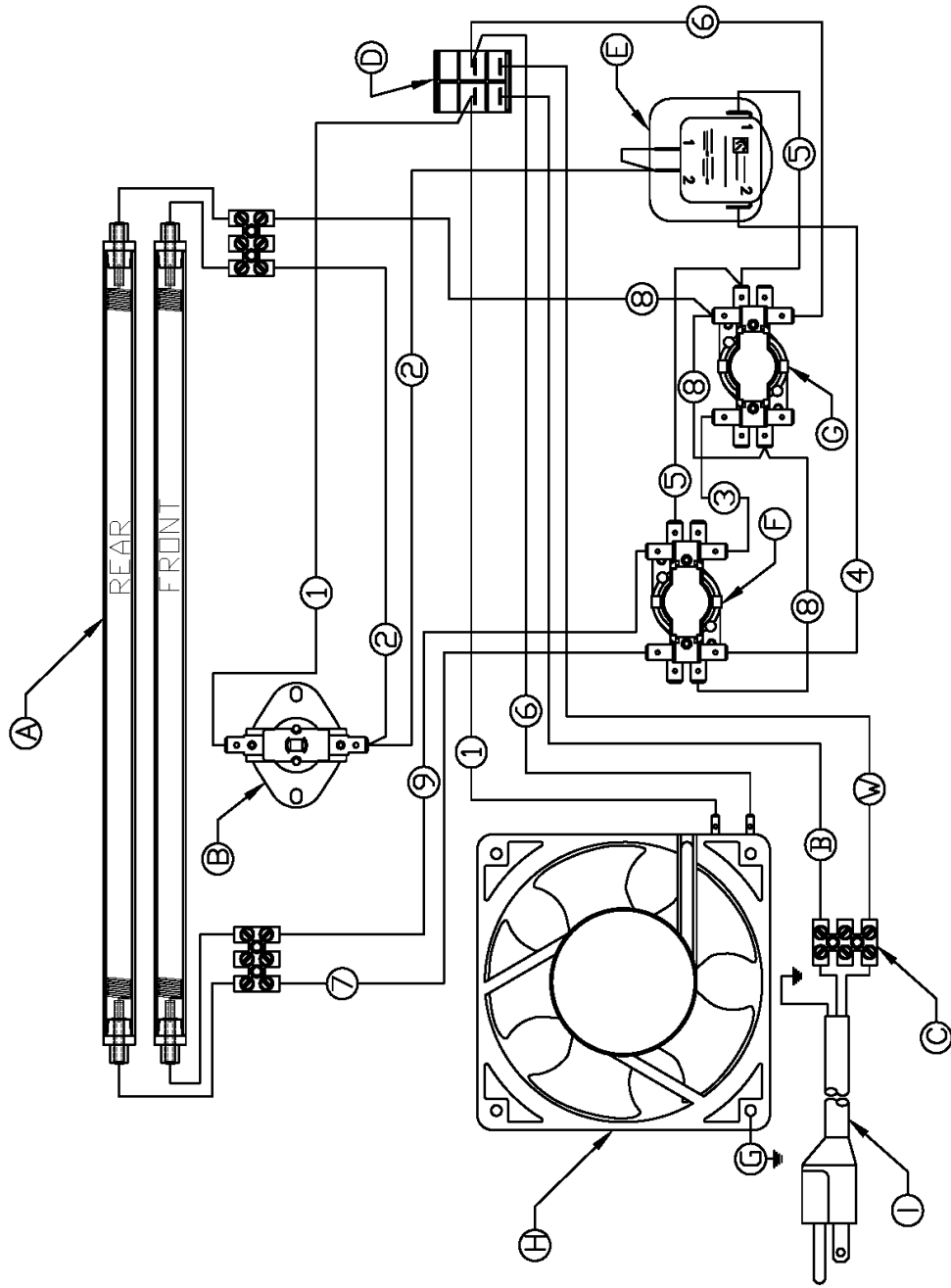
#### ALL:

- \* Pop-Up Toasters
- \* Butter Dispensers
- \* Pretzel Merchandisers  
(Model 16PD-A Only)
- \* Pastry Display Cabinets
- \* Nacho Chip Merchandisers
- \* Accessories of any kind
- \* Sneeze Guards
- \* Pizza Ovens  
(Model PO12 Only)
- \* Heat Lamps
- \* Pumps-Manual

The foregoing warranty is in lieu of any and all other warranties expressed or implied and constitutes the entire warranty.

### FOR ASSISTANCE

Should you need any assistance regarding the Operation or Maintenance of any Star equipment; write, phone, fax or email our Service Department. In all correspondence mention the Model number and the Serial number of your unit, and the voltage or type of gas you are using.



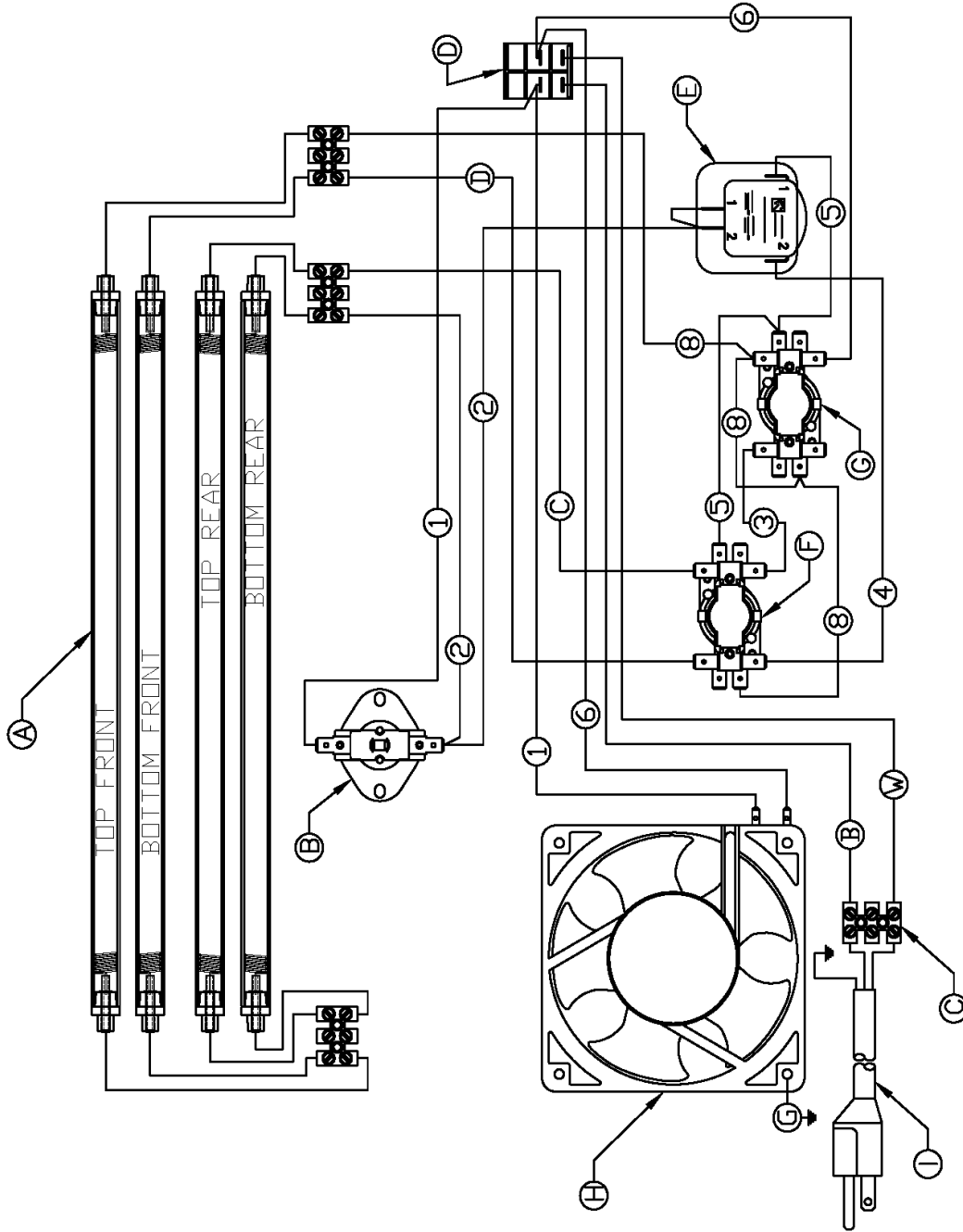
- Ⓐ HEATING ELEMENT (2)
- Ⓑ LIMIT SWITCH N.C.
- Ⓒ TERMINAL BLOCK (3)
- Ⓓ POWER SWITCH DPST
- Ⓔ TIMER N.O.
- Ⓕ THERMAL RELAY N.C.
- Ⓖ THERMAL RELAY N.O.
- Ⓗ FAN
- Ⓛ LEAD-IN CORD



STAR MANUFACTURING INTERNATIONAL, INC.

DRAWING: SK2041 WIRE DIAGRAM 518CMA, 526CMA

REV: A DATE: 3-24-04 DR: TH



- (A) HEATING ELEMENT (4)
- (B) LIMIT SWITCH N.C.
- (C) TERMINAL BLOCK (4)
- (D) POWER SWITCH DPST
- (E) TIMER N.O.
- (F) THERMAL RELAY N.C.
- (G) THERMAL RELAY N.O.
- (H) FAN
- (1) LEAD-IN CORD



STAR MANUFACTURING INTERNATIONAL, INC.

DRAWING: SK2040 WIRE DIAGRAM 526TOA

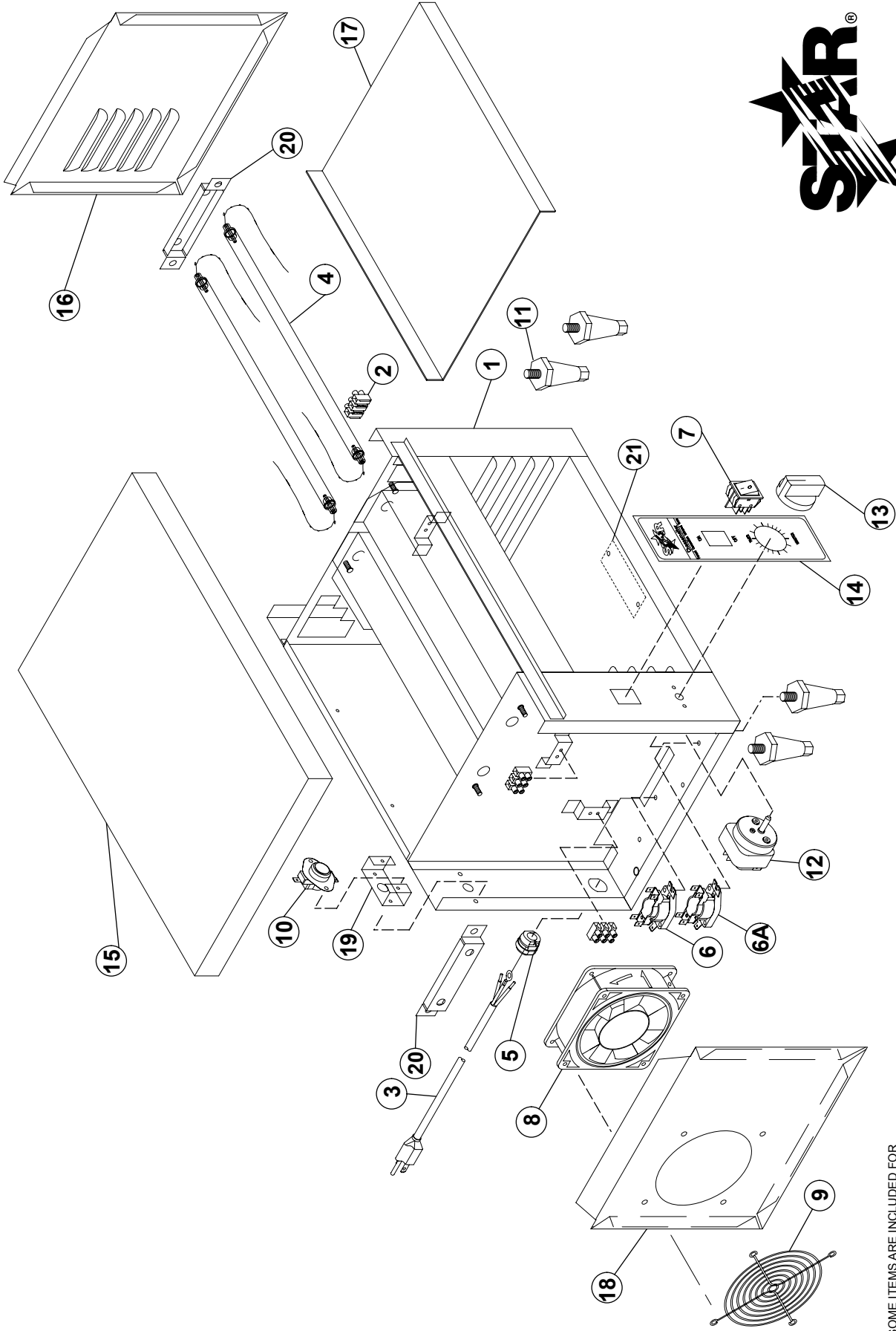
REV: A

DATE: 3-24-04

DR: TH







**STAR MANUFACTURING INTERNATIONAL, INC.**  
 SK2042 REV. A 3-24-04

SOME ITEMS ARE INCLUDED FOR ILLUSTRATIVE PURPOSES ONLY AND IN CERTAIN INSTANCES MAY NOT BE AVAILABLE

**EXPLODED VIEW 518CMA, 526CMA**

# PARTS LIST

July 20, 2006, Rev. B

## MODEL 518CMA, 526CMA Cheese Melters

Key Number	Part Number	Number Per Unit	Description and Model Designation
1	F5-51800	1	CHASSIS ASSEMBLY 518CMA
	F5-52600	1	CHASSIS ASSEMBLY 526CMA
2	2E-Z5375	3	TERMINAL BLOCK
3	C3-G8021	1	CORDSET 518CMA / 526CMA
	C3-G1410	1	CORDSET 526CMA-CUL
4	FC-198091	2	HEATER 600W 120V 518CMA
	FD-198096	2	HEATER 800W 120V 526CMA
5	2K-Y2968	1	CORD BUSHING
6	2E-Z7345	1	RELAY N.C.
6A	2E-Z7378	1	RELAY N.O.
7	2E-Z1858	1	ON / OFF SWITCH
8	2U-200559	1	FAN 120V
9	2R-200562	1	FAN GUARD
10	2E-200566	1	RESET SWITCH
11	2A-Y7555	4	LEG
12	2P-200730	1	TIMER, 15 MINUTES
13	2R-Z1854	1	KNOB
14	2M-Z7371	1	GRAPHIC PANEL
15	F5-Z7348	1	TOP 518CMA
	F5-Z7365	1	TOP 526CMA
16	F5-Z7353	1	RIGHT SIDE PANEL
17	F5-Z4513	1	SHELF 518CMA
	F5-Z4514	1	SHELF 526CMA
18	F5-Z7359	1	LEFT SIDE PANEL
19	H5-Z7303	1	RESET BRACKET
20	F5-Z7307	2	ELEMENT BRACKET
21	VARIOUS	1	NAMEPLATE
--	2E-Z7384	1	ELEMENT LEADS
--	2E-Z7325	1	WIRE SET

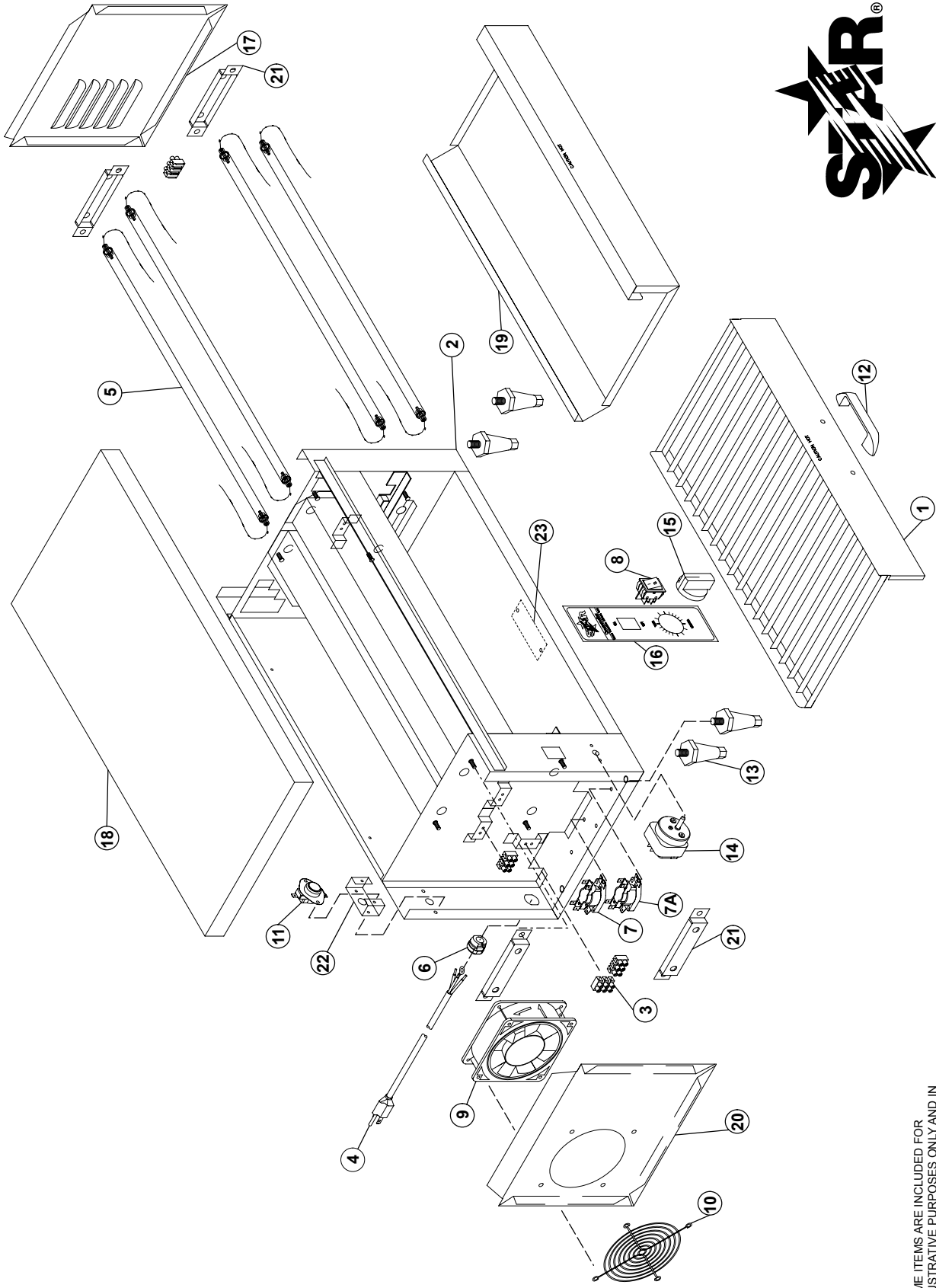
**IMPORTANT: WHEN ORDERING, SPECIFY VOLTAGE OR TYPE GAS DESIRED  
INCLUDE MODEL AND SERIAL NUMBER**

PAGE 1  
OF 1

Some items are included for illustrative purposes only and in certain instances may not be available.



**Star Manufacturing International, Inc.**



SOME ITEMS ARE INCLUDED FOR ILLUSTRATIVE PURPOSES ONLY AND IN CERTAIN INSTANCES MAY NOT BE AVAILABLE

**EXPLODED VIEW 526TOA, 526WOA**

**STAR MANUFACTURING INTERNATIONAL, INC.**  
 SK2043 REV. A 3-24-04

# PARTS LIST

July 20, 2006, Rev. B

MODEL 526WOA Warming Oven and 526TOA Toaster Oven

Key Number	Part Number	Number Per Unit	Description and Model Designation
1	F5-52602	1	RACK ASSEMBLY
2	F5-52601	1	CHASSIS ASSEMBLY TOA
	F5-52603	1	CHASSIS ASSEMBLY WOA
3	2E-Z5375	4/5	TERMINAL BLOCK 3 POLE TOA / WOA
4	B3-72120	1	CORD ASSEMBLY 208/240V TOA
	C3-G8021	1	CORD ASSEMBLY 120V WOA
5	FG-198097	4	HEATER 650W 104V (208V) TOA
	FG-198098	4	HEATER 650W 120V (240V) TOA
	FF-198093	4	HEATER 400W 120V WOA
6	2K-Y2968	1	CORD BUSHING
7	2E-Z7345	1	RELAY N.C.
7A	2E-Z7378	1	RELAY N.O.
8	2E-Z1858	1	SWITCH
9	2U-200560	1	FAN 240V TOA
	2U-200559	1	FAN 120V WOA
10	2R-200562	1	FAN GUARD
11	2E-200566	1	RESET SWITCH
12	2R-200701	1	HANDLE
13	2A-Y7555	4	LEG
14	2P-200730	1	TIMER, 15 MINUTES
15	2R-Z1854	1	KNOB
16	2M-Z7392	1	GRAPHIC PANEL TOA
	2M-Z7391	1	GRAPHIC PANEL WOA
17	F5-Z7353	1	RIGHT SIDE PANEL
18	F5-Z7365	1	TOP
19	F5-Z7380	1	CRUMB PAN
20	F5-Z7359	1	LEFT SIDE PANEL
21	F5-Z7307	4	ELEMENT RETAINER
22	H5-Z7303	1	RESET BRACKET
23	VARIOUS	1	NAMEPLATE
--	2E-Z7325	1	WIRE SET
--	2E-Z7384	1	ELEMENT WIRES WOA

**IMPORTANT: WHEN ORDERING, SPECIFY VOLTAGE OR TYPE GAS DESIRED  
INCLUDE MODEL AND SERIAL NUMBER**

PAGE 1  
OF 1

Some items are included for illustrative purposes only and in certain instances may not be available.



**Star Manufacturing International, Inc.**





**STAR MANUFACTURING**

10 Sunnen Drive, St. Louis, MO 63143 U.S.A.

(800) 807-9054 (314) 781-2777

Parts & Service (800) 807-9054

[www.star-mfg.com](http://www.star-mfg.com)