



*Turbo Air Speed up the Pace of Innovation*

**CAUTION!**  
PLEASE KEEP POWER  
SWITCH ON BEFORE  
OPERATING THIS EQUIPMENT

# Commercial Refrigerator & Freezer Service Manual

Please read this manual completely before attempting to install or operate this equipment!

## ***Sandwich Salad Unit***

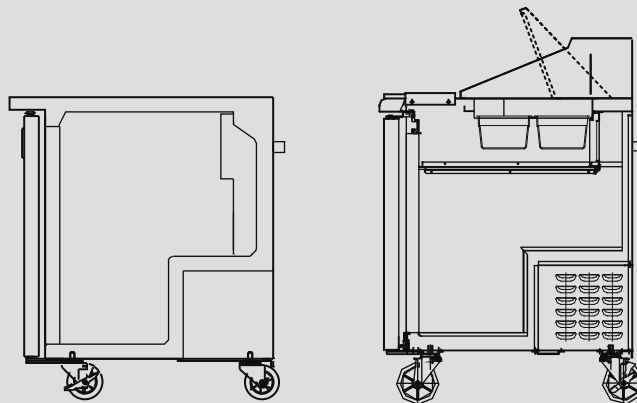
TST-28SD / TST-36SD / TST-48SD / TST-60SD / TST-72SD

## ***Mega Top Salad Unit***

TST-28SD-12 / TST-36SD-15 / TST-48SD-18 / TST-60SD-24 / TST-72SD-30

## ***Undercounter Refrigerator / Freezer***

TUR-28SD\* / TUR-36SD / TUR-48SD / TUR-60SD / TUR-72SD



# **TABLE OF CONTENTS**

## **1.FEATURE CHART**

- 1-1. MEGA TOP SERIES
  - I . FRONT VIEW
  - II . SIDE VIEW
- 1-2. SANDWICH SERIES
  - I . FRONT VIEW
  - II . SIDE VIEW
- 1-3. UNDER COUNTER SERIES
  - I . FRONT VIEW
  - II . SIDE VIEW

## **2.WIRING DIAGRAMS**

- 2-1.TST-72SD-30,TST-72SD
- 2-2.TST-60SD-24,TST-60SD
- 2-3.TST-48SD-18,TST-28SD-12,TST-48SD,TST-28SD,TUR-72SD,TUR-60SD,TUR-48SD,TUR-28SD

## **3.PART DETAILS**

- 3-1.COMPRESSOR COMPARTMENT
- 3-2.DOOR
- 3-3.REFRIGERATION COMPARTMENT

## **4.MAIN COMPONENTS**

## **5.TEMPERATURE CONTROL INSTRUCTION**

- 5-1.HOW TO USE THE TEMPERATURE CONTROL
- 5-2.FUNCTION TABLE

## **6.PARTS LIST**

- 6-1.PART LIST FOR MEGA TOP
- 6-2.PART LIST FOR SANDWICH
- 6-3.PART LIST FOR UNDERCOUNTER

## **7.REPLACEMENT OF MAIN COMPONENTS**

- 7-1.REPLACING DOOR
- 7-2.REFRIGERATION COMPARTMENT PARTS
- 7-3.COMPRESSOR COMPARTMENT PARTS
- 7-4.REPLACING THE EVAPORATOR & EVAPORATOR FAN MOTOR

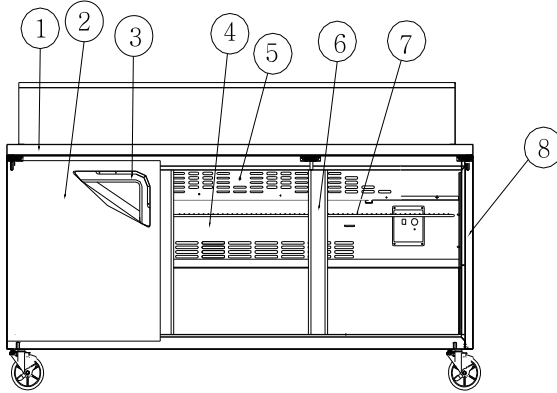
## **8.REPLACEMENT OF MAIN COMPONENTS(UNDER COUNTER)**

- 8-1.REFRIGERATION COMPARTMENT PARTS

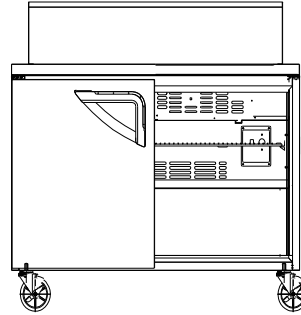
# 1.FEATURE CHART

1-1. MEGE TOP series

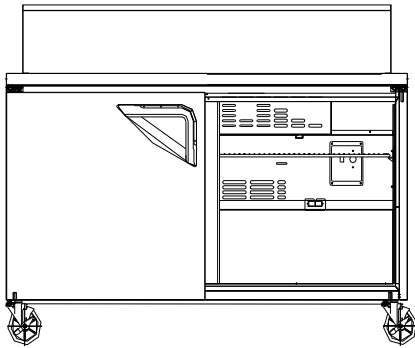
I .FRONT VIEW



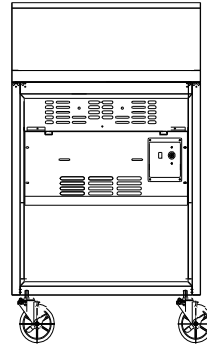
TST-72SD-30



TST-48SD-18

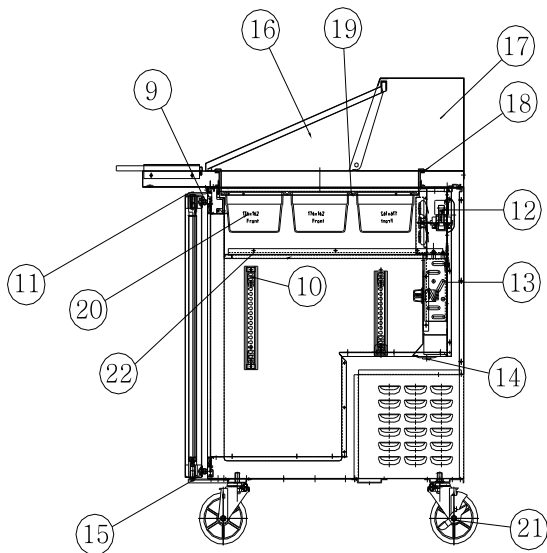


TST-60SD-



TST-28SD-12

II .SIDE VIEW

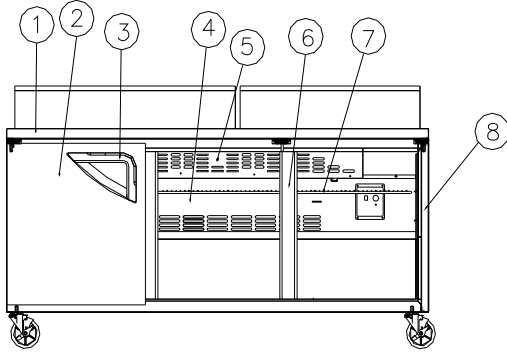


- 1 COUNTER TOP
- 2 DOOR(L)
- 3 DOOR HANDLE(L)
- 4 EVAPORATOR DUCT
- 5 LOUVER
- 6 MULLION
- 7 SHELF ( R )
- 8 CABINET ASSEMBLY
- 9 DOOR GASKET
- # SHELF CLIP
- # TOP HINGE
- # EVAPORATOR FAN MOTOR
- # EVAPORATOR COIL
- # EVAPORATOR DRAIN
- # DOOR BOTTOM HINGE
- # HOOD LID
- # HOOD
- # PAN SUPPORTER
- # PAN GUIDE
- # PAN
- # CASTOR
- # PAN DUCT

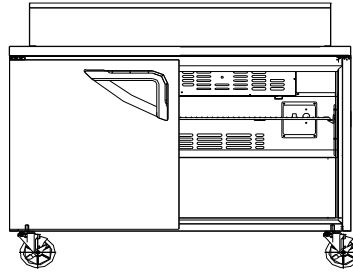
**FEATURE CHART**

1-2.SANDWICH

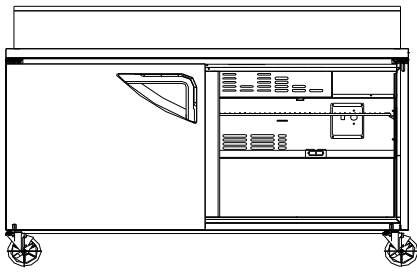
I .FRONT VIEW



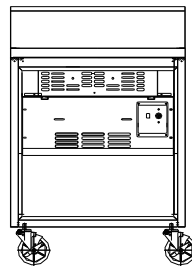
TST-72SD



TST-48SD



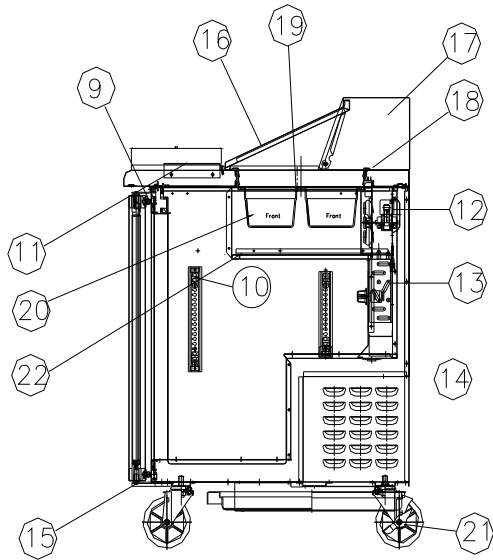
TST-60SD



TST-28SD

- 1 COUNTER TOP
- 2 DOOR(L)
- 3 DOOR HANDLE(L)
- 4 EVAPORATOR DUCT
- 5 LOUVER
- 6 MULLION
- 7 SHELF( R )
- 8 CABINET ASSEMBLY
- 9 DOOR GASKET
- 10 SHELF CLIP
- 11 TOP HINGE
- 12 EVAPORATOR FAN MOTOR
- 13 EVAPORATOR COIL
- 14 EVAPORATOR DRAIN
- 15 DOOR BOTTOM HINGE
- 16 HOOD LID
- 17 HOOD
- 18 PAN SUPPORTER
- 19 PAN GUIDE
- 20 PAN
- 21 CASTOR
- 22 PAN DUCT

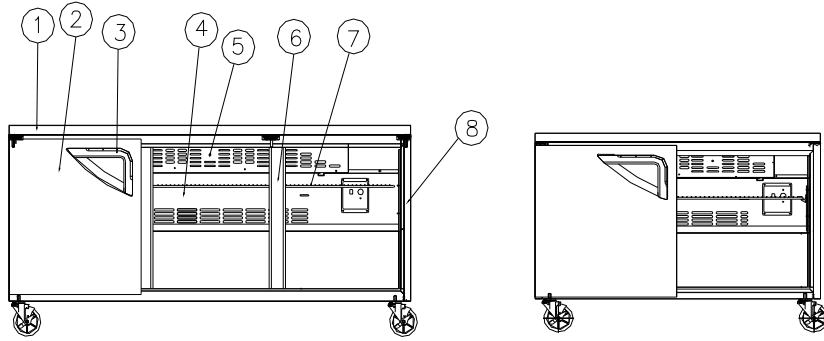
II .SIDE VIEW



*FEATURE CHART*

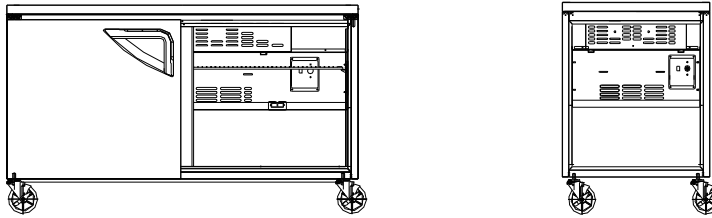
1-3. Undercounter

I .FRONT VIEW



TUR-72SD

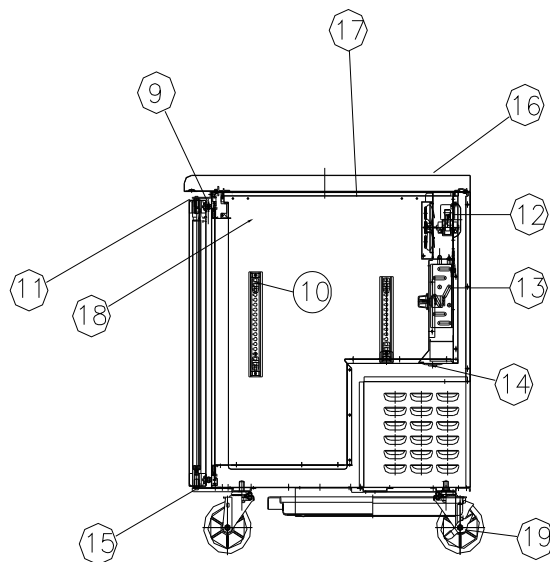
TUR-48SD



TUR-60SD

TUR-28SD

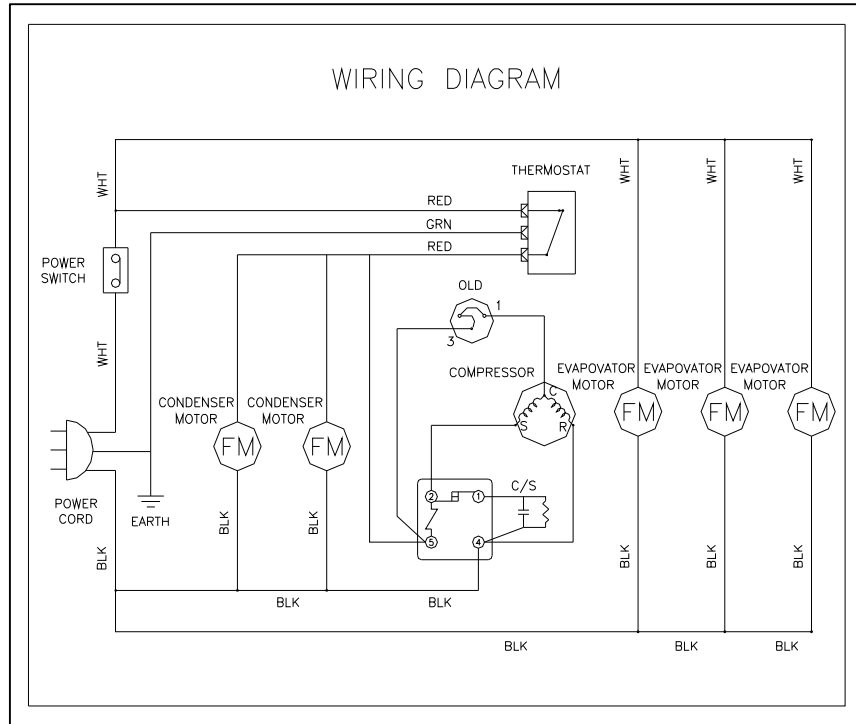
II .SIDE VIEW



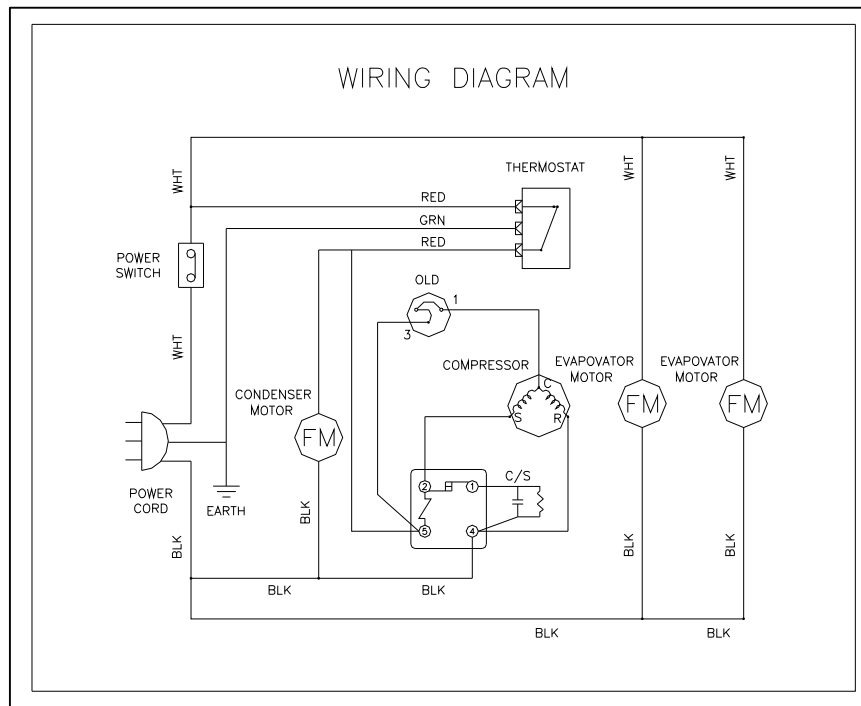
- 1 COUNTER TOP
- 2 DOOR(L)
- 3 DOOR HANDLE(L)
- 4 EVAPORATOR DUCT
- 5 LOUVER
- 6 MULLION
- 7 SHELF( R )
- 8 CABINET ASSEMBLY
- 9 DOOR GASKET
- 10 SHELF CLIP
- 11 TOP HINGE
- 12 EVAPORATOR FAN MOTOR
- 13 EVAPORATOR COIL
- 14 EVAPORATOR DRAIN
- 15 DOOR BOTTOM HINGE
- 16 PAN SUPPORTER
- 17 PAN GUIDE
- 18 PAN
- 19 CASTOR

## 2. WIRING DIAGRAMS

2-1.TST-72SD-30.TST-72SD.

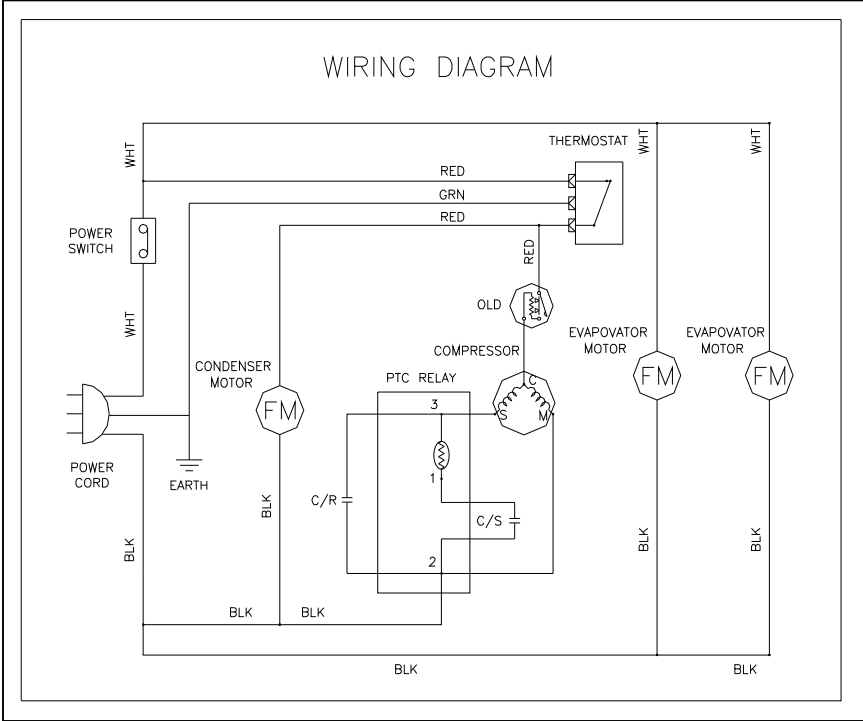


2-2.TST-60SD-24.TST-60SD.



*WIRING DIAGRAMS*

2-3.TST-48SD-18, TST-28SD-12, TST-48SD, TST-28SD,  
TUR-72SD, TUR-60SD, TUR-48SD, TUR-28SD



## ***3.PART DETAILS***


---

### 3-1. COMPRESSOR COMPARTMENT

#### 1)MEGE TOP&SANDWICH



TST-72SD-30.TST-72SD



TST-48SD-18.TST-48SD




TST-60SD-24.TST-60SD




TST-28SD-12.TST-28SD




2) UNDER COUNTER



TUR-72SD



TUR-48SD



TUR-60SD




TUR-28SD

3-2. DOOR



DOOR GASKET

3-3. REFRIGERATION COMPARTMENT



TEMPERATURE CONTROL & EVAPORATOR



EVAPORATOR FAN MOTOR



THERMOSTAT

# 4.MAIN COMPONENTS

## 1.COMPRESSOR(MEGE TOP&SANDWICH)

MODEL	PART NAME	PART NO.	HORSE	CAPACITY	TYPE OF	INPUT	MAKER
TST-72SD-30.TST-72SD	CAE4456Y	M729700100	1/2HP	~	CSIR	~	~
TST-60SD-24.TST-60SD	CAE4456Y	M729700100	1/2HP	~	CSIR	~	~
TST-48SD-18.TST-48SD	SK1A1C-L2W	M609700100	1/3HP	~	CSR	~	SAMSUNG
TST-28SD-12.TST-28SD	HBL-27YE-1	M369700100	1/4HP	~	CSR	~	DAEWOO

### \*COMPRESSOR(UNDER COUNTER)

MODEL	PART NAME	PART NO.	HORSE	CAPACITY	TYPE OF	INPUT	MAKER
TUR-72SD (Available soon)	SK1A1C-L2W	M609700100	1/3HP	~	CSIR	~	SAMSUNG
TUR-60SD (Available soon)	SK1A1C-L2W	M609700100	1/3HP	~	CSIR	~	SAMSUNG
TUR-48SD	SK1A1C-L2W	M609700100	1/3HP	~	CSR	~	SAMSUNG
TUR-28SD	HBL-27YE-1	M369700100	1/4HP	~	CSR	~	DAEWOO

## 2.COMPRESSOR RELAY ,OVERLOAD(MEGE TOP&SANDWICH)

MODEL	RELAY	PART NO.	OVERLOAD	PART NO.	MAKER	NOTE
TST-72SD-30.TST-72SD	31RR12	~	MST16AGZ-3240D5AP	~	~	~
TST-60SD-24.TST-60SD	31RR12	~	MST16AGZ-3240D5AP	~	~	~
TST-48SD-18.TST-48SD	J531Q34E220M3503	~	4TM795TFBZZ-53	~	SAMSUNG	~
TST-28SD-12.TST-28SD	GSR SO68 BO8 08	~	4TM795TFBZZ-52	~	DAIWO	~

### \*COMPRESSOR RELAY ,OVERLOAD(UNDER COUNTER)

MODEL	RELAY	PART NO.	OVERLOAD	PART NO.	MAKER	NOTE
TUR-72SD (Available soon)	J531Q34E220M3503	~	4TM795TFBZZ-53	~	SAMSUNG	~
TUR-60SD (Available soon)	J531Q34E220M3503	~	4TM795TFBZZ-53	~	SAMSUNG	~
TUR-48SD	J531Q34E220M3503	~	4TM795TFBZZ-53	~	SAMSUNG	~
TUR-28SD	GSR SO68 BO8 08	~	4TM795TFBZZ-52	~	DAIWO	~

## 3.COMPRESSOR CAPACITOR(MENG TOP&SANDWICH)

MODEL	STARTING	PART NO.	RUNNING	PART NO.	MAKER	NOTE
TST-72SD-30.TST-72SD	160V/315uF	~	~	~	~	~
TST-60SD-24.TST-60SD	160V/315uF	~	~	~	~	~
TST-48SD-18.TST-48SD	125V/125uF	~	250V/12uF	~	~	~
TST-28SD-12.TST-28SD	200V/100uF	~	230V/10uF	~	~	~

### \*COMPRESSOR CAPACITOR(UNDER COUNTER)

MODEL	STARTING	PART NO.	RUNNING	PART NO.	MAKER	NOTE
TUR-72SD (Available soon)	125V/125uF	~	250V/12uF	~	~	~
TUR-60SD (Available soon)	125V/125uF	~	250V/12uF	~	~	~
TUR-48SD	125V/125uF	~	250V/12uF	~	~	~
TUR-28SD	200V/100uF	~	230V/10uF	~	~	~

## 4.CONDENSER FAN MOTOR

MODEL	PART NAME	PART NO.	POLE	INPUT	TYPE	BLADE	MAKER
TST-72SD-30.TST-72SD.TUR-72SD	IS-4420DWSN-2A	M729900100	4P	47W	SHADED POLE INDUCTION	AL 5	SAMSUNG
TST-60SD-24.TST-60SD.TUR-60SD	IS-4420DWSN-2A	M729900100					
TST-48SD-18.TST-48SD.TUR-48SD	IS-4420DWSN-2A	M729900100					
TST-28SD-12.TST-28SD.TUR-28SD	IS-4420DWSN-2A	M729900100					

## 5.EVAPORATOR FAN MOTOR

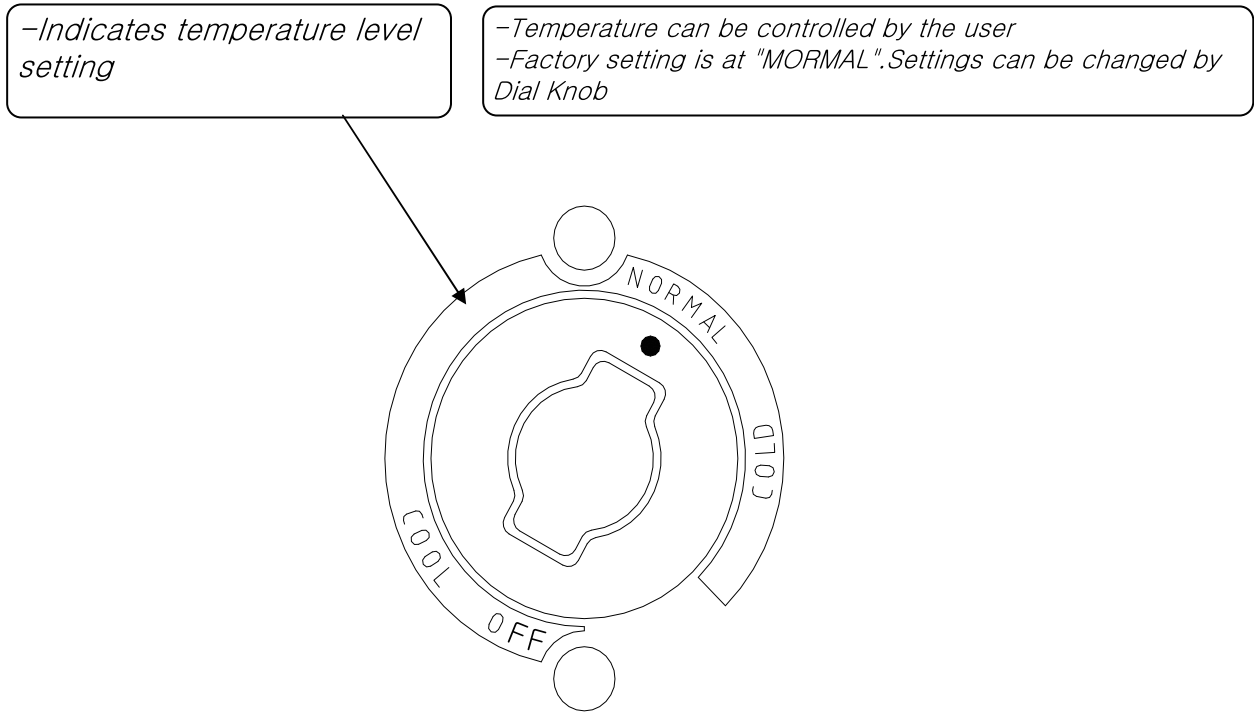
MODEL	PART NAME	PART NO.	POLE	INPUT	TYPE	BLADE (NUMBER)	MAKER
TST-72SD-30.TST-72SD.TUR-72SD	DAI-615DEUA	DAI-6152DEUA	2P	225W	SHADED POLE INDUCTION	NA-66 4	DEYOUNG
TST-60SD-24.TST-60SD.TUR-60SD	DAI-615DEUA		2P	225W			
TST-48SD-18.TST-48SD.TUR-48SD	DAI-615DEUA		2P	225W			
TST-28SD-12.TST-28SD.TUR-28SD	DAI-615DEUA		2P	225W			

## 6.SWITCH

PART NAME	PART NO.	RATING	MAKER
POWER SWITCH(ROCKER SWITCH)	30281Q0100	125V/15A	SKT
THERMOSTAT	30283M0300	K55Q-5607,16A TST-72SD-30.,TST-60SD-24. TST-48SD-18.TST-28SD-12 TST-72SD.TST-60SD.TST-48SD.TST-28SD UR-72SD.TUR-60SD.TUR-48SD.TUR-28S	RANCO

# 5. TEMPERATURE CONTROL INSTRUCTION

## 5-1. HOW TO USE THE TEMPERATURE CONTROL



## 5-2. FUNCTION TABLE

No	Function	Controlled	Description												
1	Tempressor	Compressor	1.The temperature can be changed by turning the dial knob 2.Compressor is automatically turned on and off by thermostat.												
	Control	Evap.Fan motor Cond.Fan Motor													
	Model:		■ <u>Cut in and out temperature chart. ° F</u>												
	TST-28SD-12														
	TST-48SD-18														
	TST-60SD-24														
	TST-72SD-30														
	TST-28SD														
	TST-48SD														
	TST-60SD														
	TST-72SD														
	TUR-28SD														
	TUR-48SD														
TUR-60SD															
TUR-72SD															
(K55Q-5607)															
			<table border="1" style="width: 100%; text-align: center;"> <thead> <tr> <th>NO.</th> <th>Cool</th> <th>Normal</th> <th>Cold</th> </tr> </thead> <tbody> <tr> <td>Cut in</td> <td>40.1±2.7</td> <td>40.1±2.7</td> <td>40.1±2.7</td> </tr> <tr> <td>Cut Out</td> <td>23.9</td> <td>21.2</td> <td>17.6</td> </tr> </tbody> </table>	NO.	Cool	Normal	Cold	Cut in	40.1±2.7	40.1±2.7	40.1±2.7	Cut Out	23.9	21.2	17.6
NO.	Cool	Normal	Cold												
Cut in	40.1±2.7	40.1±2.7	40.1±2.7												
Cut Out	23.9	21.2	17.6												

# 6.PARTS LIST

## 6-1.PARTS LIST FOR MEGA TOP

Part name	Part code	DeUcription	Model				Remark
			72	60	48	28	
Cabinet							
CABINET Assembly	M279500200					1	
CABINET Assembly	M489500200				1		
CABINET Assembly	M609500200			1			
CABINET Assembly	M729500200		1				
CASTER	M726500100	5INCH MOVING	2	2	2	2	SAME AS BEFORE
CASTER	M726500200	5INCH MOVING STOPPING	2	2	2	2	SAME AS BEFORE
DOOR							
TOP HINGE ( R )	M722900103	STS304,SM45C	2	1	1	1	
TOP HINGE ( L )	M722900203	STS304,SM45C	1	1	1		
TOP HINGE SPACER	M725000100	ABS	3	2	2	1	
BOTTOM HINGE (U)(R)	30229M0403	STS304,SM45C	2	1	1	1	SAME AS BEFORE
BOTTOM HINGE (U)(L)	30229M0303	STS304,SM45C	1	1	1		SAME AS BEFORE
DOOR GASKET	M272300100	PVC				1	SAME AS BEFORE
DOOR GASKET	M602300100	PVC		2			SAME AS BEFORE
DOOR GASKET	M722300100	PVC	3		2		SAME AS BEFORE
DOOR Assembly (R)	M270000900	SUS304-#4				1	SAME AS BEFORE
DOOR Assembly (R)	M600000900	SUS304-#4		1			SAME AS BEFORE
DOOR Assembly (R)	M720000900	SUS304-#4	1		1		SAME AS BEFORE
DOOR Assembly (M)	M720001000	SUS304-#4	1				SAME AS BEFORE
DOOR Assembly (L)	M600001000	SUS304-#4		1			SAME AS BEFORE
DOOR Assembly (L)	M720001100	SUS304-#4	1		1		SAME AS BEFORE
COMPRESSOR COMPARTMENT							
COMPRESSOR	M369700100	HBL-27YE-1 (1/4HP)				1	SAME AS BEFORE
COMPRESSOR	M609700100	SK1A1C-L2W (1/3HP)			1		SAME AS BEFORE
COMPRESSOR	M729700100	CAE4456Y (1/2HP)	1	1			
SUCTION PIPE (B)	M364400204	OD9.52X0.6T L=1550				1	
SUCTION PIPE (B)	U604400205	OD9.52X0.6T L=2218			1		
SUCTION PIPE (B)	M604400804	OD9.52X0.6T L=1936		1			
SUCTION PIPE (B)	U724400204	OD9.52X0.6T L=2066	1				
SUCTION PIPE (A)	M604400405	OD9.52XT0.6			1	1	
SUCTION PIPE (A)	M724400105	OD9.52XT0.6	1	1			
COMP BASE	M270300107	SBHG0.078"(Thickness)				1	
COMP BASE	M600300108	SBHG0.078"(Thickness)			1		
COMP BASE	M600300304	SBHG0.078"(Thickness)		1			
COMP BASE	M720300107	SBHG0.078"(Thickness)	1				

**PARTS LIST FOR MEGA TOP**

Part name	Part code	Description	Model				Remark
			72	60	48	28	
HARNESS CAPACITOR (STARTING)	M602700300				1	1	
HARNESS CAPACITOR (RUNNING)	M602700405				1		
HARNESS CAPACITOR (RUNNING)	M482700300					1	
CONDENSER FAN MOTOR	3963328120	IS4420DWSN-2A	2	1	1	1	SAME AS BEFORE
POWER CORD	M721300201	KKP-30(9.85FT)	1	1	1	1	SAME AS BEFORE
POWER SWITCH	30281Q0100	125V,15A R19A	1	1	1	1	SAME AS BEFORE
CANDENSER FAN AIR GUIDE	M722500902	SBHG0.019"(Thickness)	1				
DRAIN HOSE	M273200100	PVC L=270				1	SAME AS BEFORE
DRAIN HOSE	M723200100	PVC L=180	1	1	1		SAME AS BEFORE
DRAIN PAN	30211A0202	PP				1	SAME AS BEFORE
DRAIN PAN	M729300100	PP	1	1	1		
HARNESS RELAY	M272700304					1	
HARNESS RELAY	M602700503				1		
HARNESS RELAY	M602700700			1			
HARNESS RELAY	M722700301		1				
DRAIN PIPE	M724400500	STS304/ODΦ6.35X0.5T	1	1	1	1	
CONDENSER CONNETCOR PIPE (A)	M604400301	ODΦ7.94X0.5T			1		
CONDENSER CONNETCOR PIPE (A)	M724400401	ODΦ7.94X0.5T	1	1			
CONDENSER CONNETCOR PIPE	M274400104	ODΦ7.94X0.5T				1	
CONDENSER CONNETCOR PIPE (B)	M724400300	ODΦ7.94X0.5T	1	1	1		
CONDENSER MOTOR BRACKET	3020602204	SBHG .0.09(Thickness)	2	1	1	1	SAME AS BEFORE
CONDENSER FAN BLADE	M729800100	AL 5	1	1	1	1	SAME AS BEFORE
<b>REFRIGERATION COMPARTMENT</b>							
PAN SUPPORT ASS'Y	M270001203	SUS304-#4				1	
PAN SUPPORT ASS'Y	M480001101	SUS304-#4			1		
PAN SUPPORT ASS'Y	M600001301	SUS304-#4		1			
PAN SUPPORT ASS'Y	M720002501	SUS304-#4	1				
EVAP FAN MOTOR	M729900200	DAI-6152DEUA	3	2	2	2	SAME AS BEFORE
KITCHEN BOARD	M279400100	MIPS				1	
KITCHEN BOARD	M489400100	MIPS			1		
KITCHEN BOARD	M609400100	MIPS		1			
KITCHEN BOARD	M729400100	MIPS	1				
DRYER FIXTURE	M722000501		1	1	1	1	
PAN DUCT MID	M276900502	SUS304-2B/0.023"(Thickness)				1	
PAN DUCT MID	M606900502	SUS304-2B/0.023"(Thickness)		1	1		
PAN DUCT MID	M726900502	SUS304-2B/0.023"(Thickness)	1				
PAN DUCT SIDE(L)	M276900105	SUS304-2B/0.023"(Thickness)				1	
PAN DUCT SIDE(L)	M486900103	SUS304-2B/0.023"(Thickness)			1		
PAN DUCT SIDE(L)	M726900103	SUS304-2B/0.023"(Thickness)	1	1			
PAN DUCT SIDE(R)	M276900405	SUS304-2B/0.023"(Thickness)				1	
PAN DUCT SIDE(R)	M486900403	SUS304-2B/0.023"(Thickness)			1		
PAN DUCT SIDE(R)	M726900403	SUS304-2B/0.023"(Thickness)	1	1			
PAN DUCT FRONT	M276900603	SUS304-2B/0.023"(Thickness)				1	
PAN DUCT FRONT	M486900601	SUS304-2B/0.023"(Thickness)			1		
PAN DUCT FRONT	M606900601	SUS304-2B/0.023"(Thickness)		1			
PAN DUCT FRONT	M726900601	SUS304-2B/0.023"(Thickness)	1				

**PARTS LIST FOR MEGA TOP**

Part name	Part code	DeUcription	Model				Remark
			72	60	48	28	
LOUVER	M275800103	SUS304-2B/0.023*(Thickness)				1	
LOUVER	M485800103	SUS304-2B/0.023*(Thickness)			1		
LOUVER	M605800104	SUS304-2B/0.023*(Thickness)		1			
LOUVER	M725800104	SUS304-2B/0.023*(Thickness)	1				
SHELF	M607800100	STS304		1			
SHELF	M727800100	STS304	1		1		
SHELF	M277800100	STS304				1	
SHELF MID	M727800300	STS304	1				
FIXTURE SHELF CLIP	30220L0900	PA-66	12	8	8	4	SAME AS BEFORE
SHELF MID BRACKET	M720600100	SUS304-#4/ 0.039*(Thickness)	2	1	1		
SHELF STANDARD	M725300200	STS304/0.039*(Thickness)	12	8	8	4	
DRAIN PAN GUIDE	M272500102	SBHG,T 0.19				1	
DRAIN PAN GUIDE	M272500202	SBHG,T 0.19					
EVAPORATOR AS	M367000108	CU,SPG,AL	1	1			
EVAPORATOR AS	M607000202	CU,SPG,AL			1		
EVAPORATOR AS	M727000105	CU,SPG,AL				1	
THERMOSTAT	30283L0100	250V,16A K55Q -5607		1	1		SAME AS BEFORE
EVAPOVATOR FAN DUCT	M276900204	STS304-2B/0.023*(Thickness)				1	
EVAPOVATOR FAN DUCT	M486900205	STS304-2B/0.023*(Thickness)			1		
EVAPOVATOR FAN DUCT	M606900205	STS304-2B/0.023*(Thickness)		1			
EVAPOVATOR FAN DUCT	M726900205	STS304-2B/0.023*(Thickness)	1				
EVAPOVATOR DUCT	M276900301	STS304-2B/0.023*(Thickness)				1	
EVAPOVATOR DUCT	M486900300	STS304-2B/0.023*(Thickness)			1		
EVAPOVATOR DUCT	M606900300	STS304-2B/0.023*(Thickness)		1			
EVAPOVATOR DUCT	M726900300	STS304-2B/0.023*(Thickness)	1				
FIXTURE EVAP DUCT BRACKET	30220T0200	STS304-2b/0.039*(Thickness)	2	2	2	2	SAME AS BEFORE
HOOD LID Assembly	M270001000					1	
HOOD LID Assembly	M480000900				1		
HOOD LID Assembly	M600001100			1			
HOOD LID Assembly	M720001200		1				
MULLION FRAME	M722200400	ABS	2	1	1		SAME AS BEFORE
MULLION BACK FRAME	M722200201	STS304/0.019*(Thickness)	2	1	1		SAME AS BEFORE
MULLION FRAME INUULATION	M723300100	F-PU	2	1	1		SAME AS BEFORE
THERMOMETER	M728300200	S3511-91(MILJOCO)	1	1	1	1	SAME AS BEFORE
CONDENSER AS	M365900100	CU,SPG,AL				1	
CONDENSER AS	M605900100	CU,SPG,AL			1		
CONDENSER AS	M725900100	CU,SPG,AL	1	1			
HOOD SHAFT SPACER	M725000400	STS304	2	2	2	2	
HOOD HINGE	M724900100	STS304	2	2	2	2	
BRACKET BOARD KITCHEN	30206P1902	SUS304-2B/0.062*(Thickness)	2	2	2	2	
PAN GUIDE	M722500101	SUS304-#4/0.027*(Thickness)	9	7	5	3	
BRACKET MOTOR	30220T0304	STS304-2B/0.039*(Thickness)	3	2	2	2	SAME AS BEFORE
FAN COOLING BLADE	3011802210	ABS	1	1	1	1	SAME AS BEFORE
UPACER CUUHION	M721500300	RUBBER			4	4	
PAN	30211M0100	PC	30	24	18	12	SAME AS BEFORE
HARNESS MAIN	M722700100		1	1	1	1	



**6-2.PARTS LIST FOR SANDWICH**

Part name	Part code	Description	Model				Remark
			72	60	48	28	
<b>Cabinet</b>							
CABINET Assembly	S279500200					1	
CABINET Assembly	S489500200				1		
CABINET Assembly	S609500200			1			
CABINET Assembly	S729500200		1				
CASTER	M726500100	5INCH MOVING	2	2	2	2	SAME AS BEFORE
CASTER	M726500200	5INCH MOVING STOPPING	2	2	2	2	SAME AS BEFORE
<b>DOOR</b>							
TOP HINGE ( R )	M722900103	STS304.SM45C	2	1	1	1	
TOP HINGE ( L )	M722900203	STS304.SM45C	1	1	1		
TOP HINGE SPACER	M725000100	ABS	3	2	2	1	
BOTTOM HINGE (U)(R)	30229M0403	STS304.SM45C	2	1	1	1	SAME AS BEFORE
BOTTOM HINGE (U)(L)	30229M0303	STS304SM45C	1	1	1		SAME AS BEFORE
DOOR GASKET	M272300100	PVC				1	SAME AS BEFORE
DOOR GASKET	M602300100	PVC		2			SAME AS BEFORE
DOOR GASKET	M722300100	PVC	3		2		SAME AS BEFORE
DOOR Assembly (R)	M270000900	SUS304-#4				1	SAME AS BEFORE
DOOR Assembly (R)	M600000900	SUS304-#4		1			SAME AS BEFORE
DOOR Assembly (R)	M720000900	SUS304-#4	1		1		SAME AS BEFORE
DOOR Assembly (M)	M720001000	SUS304-#4	1				SAME AS BEFORE
DOOR Assembly (L)	M600001000	SUS304-#4		1			SAME AS BEFORE
DOOR Assembly (L)	M720001100	SUS304-#4	1		1		SAME AS BEFORE
<b>COMPRESSOR COMPARTMENT</b>							
COMPRESSOR	M369700100	HBL-27YE-1 (1/4HP)				1	SAME AS BEFORE
COMPRESSOR	M609700100	SK1A1C-L2W (1/3HP)			1		SAME AS BEFORE
COMPRESSOR	M729700100	CAE4456Y (1/2HP)	1	1			
SUCTION PIPE (B)	M364400204	OD9.52X0.6T L=1550				1	
SUCTION PIPE (B)	M604400205	OD9.52X0.6T L=2218			1		
SUCTION PIPE (B)	M604400804	OD9.52X0.6T L=1936		1			
SUCTION PIPE (B)	M724400204	OD9.52X0.6T L=2066	1				
SUCTION PIPE (A)	M604400405	OD9.52XT0.6			1	1	
SUCTION PIPE (A)	M724400105	OD9.52XT0.6	1	1			
COMP BASE	M270300107	SBHG0.078"(Thickness)				1	
COMP BASE	M600300108	SBHG0.078"(Thickness)			1		
COMP BASE	M600300304	SBHG0.078"(Thickness)		1			
COMP BASE	M720300107	SBHG0.078"(Thickness)	1				

**PARTS LIST FOR SANDWICH**

Part name	Part code	Description	Model				Remark
			72	60	48	28	
HARNESS CAPACITOR (STARTING)	M602700300				1	1	
HARNESS CAPACITOR (RUNNING)	M602700405				1		
HARNESS CAPACITOR (RUNNING)	M482700300					1	
CONDENSER FAN MOTOR	3963328120	IS4420DWSN-2A	2	1	1	1	SAME AS BEFORE
POWER CORD	M721300201	KKP-30(9.85FT)	1	1	1	1	SAME AS BEFORE
POWER SWITCH	30281Q0100	125V,15A R19A	1	1	1	1	SAME AS BEFORE
CANDENSER FAN AIR GUIDE	M722500902	SBHG0.019"(Thickness)	1				
DRAIN HOSE	M273200100	PVC L=270				1	SAME AS BEFORE
DRAIN HOSE	M723200100	PVC L=180	1	1	1		SAME AS BEFORE
DRAIN PAN	30211A0202	PP				1	SAME AS BEFORE
DRAIN PAN	M729300100	PP	1	1	1		
HARNESS RELAY	M272700304					1	
HARNESS RELAY	M602700503				1		
HARNESS RELAY	M602700700			1			
HARNESS RELAY	M722700301		1				
DRAIN PIPE	M724400500	STS304/ODΦ6.35X0.5T	1	1	1	1	
CONDENSER CONNETCOR PIPE (A)	M604400301	ODΦ7.94X0.5T			1		
CONDENSER CONNETCOR PIPE (A)	M724400401	ODΦ7.94X0.5T	1	1			
CONDENSER CONNETCOR PIPE	M274400104	ODΦ7.94X0.5T				1	
CONDENSER CONNETCOR PIPE (B)	M724400300	ODΦ7.94X0.5T	1	1	1		
CONDENSER MOTOR BRACKET	3020602204	SBHG .0.09(Thickness)	2	1	1	1	SAME AS BEFORE
CONDENSER FAN BLADE	M729800100	AL 5	1	1	1	1	SAME AS BEFORE
<b>REFRIGERATION COMPARTMENT</b>							
PAN SUPPORT ASS'Y	S270001203	SUS304-#4				1	
PAN SUPPORT ASS'Y	S480001101	SUS304-#4			1		
PAN SUPPORT ASS'Y	S600001301	SUS304-#4		1			
PAN SUPPORT ASS'Y	S720002501	SUS304-#4	1				
EVAP FAN MOTOR	M729900200	DAI-6152DEUA	3	2	2	2	SAME AS BEFORE
KITCHEN BOARD	M279400100	MIPS				1	
KITCHEN BOARD	M489400100	MIPS			1		
KITCHEN BOARD	M609400100	MIPS		1			
KITCHEN BOARD	M729400100	MIPS	1				
DRYER FIXTURE	M722000501		1	1	1	1	
PAN DUCT MID	S276900502	SUS304-2B/0.023"(Thickness)				1	
PAN DUCT MID	S606900502	SUS304-2B/0.023"(Thickness)		1	1		
PAN DUCT MID	S726900502	SUS304-2B/0.023"(Thickness)	1				
PAN DUCT SIDE(L)	S276900105	SUS304-2B/0.023"(Thickness)				1	
PAN DUCT SIDE(L)	S486900103	SUS304-2B/0.023"(Thickness)			1		
PAN DUCT SIDE(L)	S726900103	SUS304-2B/0.023"(Thickness)	1	1			
PAN DUCT SIDE(R)	S276900405	SUS304-2B/0.023"(Thickness)				1	
PAN DUCT SIDE(R)	S486900403	SUS304-2B/0.023"(Thickness)			1		
PAN DUCT SIDE(R)	S726900403	SUS304-2B/0.023"(Thickness)	1	1			
PAN DUCT FRONT	S276900603	SUS304-2B/0.023"(Thickness)				1	
PAN DUCT FRONT	S486900601	SUS304-2B/0.023"(Thickness)			1		
PAN DUCT FRONT	S606900601	SUS304-2B/0.023"(Thickness)		1			
PAN DUCT FRONT	S726900601	SUS304-2B/0.023"(Thickness)	1				

*PARTS LIST FOR SANDWICH*

Part name	Part code	Description	Model				Remark
			72	60	48	28	
LOUVER	M275800103	SUS304-2B/0.023"(Thickness)				1	
LOUVER	M485800103	SUS304-2B/0.023"(Thickness)			1		
LOUVER	M605800104	SUS304-2B/0.023"(Thickness)		1			
LOUVER	M725800104	SUS304-2B/0.023"(Thickness)	1				
SHELF	M607800100	STS304		1			
SHELF	M727800100	STS304	1		1		
SHELF	M277800100	STS304				1	
SHELF MID	M727800300	STS304	1				
FIXTURE SHELF CLIP	30220L0900	PA-66	12	8	8	4	SAME AS BEFORE
SHELF MID BRACKET	M720600100	SUS304-#4/ 0.039"(Thickness)	2	1	1		
SHELF STANDARD	M725300200	STS304/0.039"(Thickness)	12	8	8	4	
DRAIN PAN GUIDE	M272500102	SBHG,T 0.19				1	
DRAIN PAN GUIDE	M272500202	SBHG,T 0.19					
EVAPORATOR AS	M367000108	CU,SPG,AL	1	1			
EVAPORATOR AS	M607000202	CU,SPG,AL			1		
EVAPORATOR AS	M727000105	CU,SPG,AL				1	
THERMOSTAT	30283L0100	250V,16A K55Q -5607		1	1		SAME AS BEFORE
EVAPOVATOR FAN DUCT	M276900204	STS304-2B/0.023"(Thickness)				1	
EVAPOVATOR FAN DUCT	M486900205	STS304-2B/0.023"(Thickness)			1		
EVAPOVATOR FAN DUCT	M606900205	STS304-2B/0.023"(Thickness)		1			
EVAPOVATOR FAN DUCT	M726900205	STS304-2B/0.023"(Thickness)	1				
EVAPOVATOR DUCT	M276900301	STS304-2B/0.023"(Thickness)				1	
EVAPOVATOR DUCT	M486900300	STS304-2B/0.023"(Thickness)			1		
EVAPOVATOR DUCT	M606900300	STS304-2B/0.023"(Thickness)		1			
EVAPOVATOR DUCT	M726900300	STS304-2B/0.023"(Thickness)	1				
FIXTURE EVAP DUCT BRACKET	30220T0200	STS304-2b/0.039"(Thickness)	2	2	2	2	SAME AS BEFORE
HOOD LID Assembly	S270001000					1	
HOOD LID Assembly	S480000900				1		
HOOD LID Assembly	S600001100			1			
HOOD LID Assembly	S720001200		1				
MULLION FRAME	M722200400	ABS	2	1	1		SAME AS BEFORE
MULLION BACK FRAME	M722200201	STS304/0.019"(Thickness)	2	1	1		SAME AS BEFORE
MULLION FRAME INSULATION	M723300100	F-PS	2	1	1		SAME AS BEFORE
THERMOMETER	M728300200	S3511-91(MILJOCO)	1	1	1	1	SAME AS BEFORE
CONDENSER AS	M365900100	CU,SPG,AL				1	
CONDENSER AS	M605900100	CU,SPG,AL			1		
CONDENSER AS	M725900100	CU,SPG,AL	1	1			
HOOD SHAFT SPACER	M725000400	STS304	2	2	2	2	
HOOD HINGE	M724900100	STS304	2	2	2	2	
BRACKET BOARD KITCHEN	30206P1902	SUS304-2B/0.062"(Thickness)	2	2	2	2	
PAN GUIDE	M722500101	SUS304-#4/0.027"(Thickness)	9	7	5	3	
BRACKET MOTOR	30220T0304	STS304-2B/0.039"(Thickness)	3	2	2	2	SAME AS BEFORE
FAN COOLING BLADE	3011802210	ABS	1	1	1	1	SAME AS BEFORE
SPACER CUSHION	M721500300	RUBBER			4	4	
PAN	30211M0100	PC	20	16	12	8	SAME AS BEFORE
HARNES MAIN	M722700100		1	1	1	1	

### 6-3.PARTS LIST FOR UNDERCOUNTER

Part name	Part code	Description	Model				Remark
			72	60	48	28	
<b>Cabinet</b>							
CABINET Assembly	U279500200					1	
CABINET Assembly	U489500200			1			
CABINET Assembly	U609500200		1				
CABINET Assembly	U729500200		1				
CASTER	M726500100	5INCH MOVING	2	2	2	2	SAME AS BEFORE
CASTER	M726500200	5INCH MOVING STOPPING	2	2	2	2	SAME AS BEFORE
<b>DOOR</b>							
TOP HINGE ( R )	M722900103	STS304,SM45C	2	1	1	1	
TOP HINGE ( L )	M722900203	STS304,SM45C	1	1	1		
TOP HINGE SPACER	M725000100	ABS	3	2	2	1	
BOTTOM HINGE (U)(R)	30229M0403	STS304,SM45C	2	1	1	1	SAME AS BEFORE
BOTTOM HINGE (U)(L)	30229M0303	STS304,SM45C	1	1	1		SAME AS BEFORE
DOOR GASKET	M272300100	PVC				1	SAME AS BEFORE
DOOR GASKET	M602300100	PVC		2			SAME AS BEFORE
DOOR GASKET	M722300100	PVC	3		2		SAME AS BEFORE
DOOR Assembly (R)	M270000900	SUS304-#4				1	SAME AS BEFORE
DOOR Assembly (R)	M600000900	SUS304-#4		1			SAME AS BEFORE
DOOR Assembly (R)	M720000900	SUS304-#4	1		1		SAME AS BEFORE
DOOR Assembly (M)	M720001000	SUS304-#4	1				SAME AS BEFORE
DOOR Assembly (L)	M600001000	SUS304-#4		1			SAME AS BEFORE
DOOR Assembly (L)	M720001100	SUS304-#4	1		1		SAME AS BEFORE
<b>COMPRESSOR COMPARTMENT</b>							
COMPRESSOR	M369700100	HBL-27YE-1 (1/4HP)				1	SAME AS BEFORE
COMPRESSOR	M609700100	SK1A1C-L2W (1/3HP)	1	1	1		SAME AS BEFORE
SUCTION PIPE (B)	M364400204	OD9.52X0.6T L=1550				1	
SUCTION PIPE (B)	M604400205	OD9.52X0.6T L=2218	1	1	1		
SUCTION PIPE (A)	M604400405	OD9.52XT0.6	1	1	1	1	
COMP BASE	M270300107	SBHG0.078"(Thickness)				1	
COMP BASE	M600300108	SBHG0.078"(Thickness)	1	1	1		
HARNESS CAPACITOR (STARTING)	M602700300		1	1	1	1	
HARNESS CAPACITOR (RUNNING)	M602700405		1	1	1		
HARNESS CAPACITOR (RUNNING)	M482700300					1	
CONDENSER FAN MOTOR	3963328120	IS4420DWSN-2A	1	1	1	1	SAME AS BEFORE
POWER CORD	M721300201	KKP-30(9.85FT)	1	1	1	1	SAME AS BEFORE
POWER SWITCH	30281Q0100	125V,15A R19A	1	1	1	1	SAME AS BEFORE
DRAIN HOSE	M273200100	PVC L=270				1	SAME AS BEFORE
DRAIN HOSE	M723200100	PVC L=180	1	1	1		SAME AS BEFORE
DRAIN PAN	30211A0202	PP				1	SAME AS BEFORE

**PARTS LIST FOR UNDERCOUNTER**

Part name	Part code	Description	Model				Remark
			72	60	48	28	
DRAIN PAN	M729300100	PP	1	1	1		
HARNESS RELAY	M272700304					1	
HARNESS RELAY	M602700503		1	1	1		
DRAIN PIPE	M724400500	STS304/ODΦ6.35X0.5T	1	1	1	1	
CONDENSER CONNETCOR PIPE (A)	M604400301	ODΦ7.94X0.5T	1	1	1		
CONDENSER CONNETCOR PIPE	M274400104	ODΦ7.94X0.5T				1	
CONDENSER CONNETCOR PIPE (B)	M724400300	ODΦ7.94X0.5T	1	1	1		
CONDENSER MOTOR BRACKET	3020602204	SBHG .0.09(Thickness)	1	1	1	1	SAME AS BEFORE
CONDENSER FAN BLADE	M729800100	AL 5	1	1	1	1	SAME AS BEFORE
<b>REFRIGERATION COMPARTMENT</b>							
EVAP FAN MOTOR	M729900200	DAI-6152DEUA	3	2	2	2	SAME AS BEFORE
DRYER FIXTURE	M722000501		1	1	1	1	
SHELF	M607800100	STS304		1			
SHELF	M727800100	STS304	1		1		
SHELF	M277800100	STS304				1	
SHELF MID	M727800300	STS304	1				
FIXTURESHELF CLIP	30220L0900	PA-66	12	8	8	4	SAME AS BEFORE
SHELF MID BRACKET	M720600100	SUS304-#4/ 0.039"(Thickness)	2	1	1		
SHELF STANDARD	M725300200	STS304/0.039"(Thickness)	12	8	8	4	
EVAPORATOR AS	M367000108	CU,SPG,AL	1	1			
EVAPORATOR AS	M607000202	CU,SPG,AL			1		
EVAPORATOR AS	M727000105	CU,SPG,AL				1	
THERMOSTAT	30283L0100	250V,16A K55Q -5607		1	1		SAME AS BEFORE
EVAPOVATOR FAN DUCT	M276900204	STS304-2B/0.023"(Thickness)				1	
EVAPOVATOR FAN DUCT	M486900205	STS304-2B/0.023"(Thickness)			1		
EVAPOVATOR FAN DUCT	M606900205	STS304-2B/0.023"(Thickness)		1			
EVAPOVATOR FAN DUCT	M726900205	STS304-2B/0.023"(Thickness)	1				
EVAPOVATOR DUCT	U276900301	STS304-2B/0.023"(Thickness)				1	
EVAPOVATOR DUCT	U486900300	STS304-2B/0.023"(Thickness)			1		
EVAPOVATOR DUCT	U606900300	STS304-2B/0.023"(Thickness)		1			
EVAPOVATOR DUCT	U726900300	STS304-2B/0.023"(Thickness)	1				
FIXTURE EVAP DUCT BRACKET	30220T0200	STS304-2b/0.039"(Thickness)	2	2	2	2	SAME AS BEFORE
MULLION FRAME	M722200400	ABS	2	1	1		SAME AS BEFORE
MULLION BACK FRAME	M722200201	STS304/0.019"(Thickness)	2	1	1		SAME AS BEFORE
MULLION FRAME INSULATION	M723300100	F-PS	2	1	1		SAME AS BEFORE
THERMOMETER	M728300200	S3511-91(MILJOCO)	1	1	1	1	SAME AS BEFORE
CONDENSER AS	M365900100	CU,SPG,AL				1	
CONDENSER AS	M605900100	CU,SPG,AL			1		
CONDENSER AS	M725900100	CU,SPG,AL	1	1			
BRACKET MOTOR	30220T0304	SUS304-2B/0.039"(Thickness)	3	2	2	2	SAME AS BEFORE
FAN COOLING BLADE	3011802210	ABS	1	1	1	1	SAME AS BEFORE
SPACER CUSHION	M721500300	RUBBER			4	4	
HARNESS MAIN	M722700100		1	1	1	1	

## **7.REPLACEMENT OF MAIN COMPONENTS**

7-1.REPLACING DOOR  
A.Unscrew the top hinge




B.Lift the door



## REPLACEMENT OF MAIN COMPONENTS

### 7-2. REFRIGERATION COMPARTMENT PARTS

#### A. Disassemble the evaporator fan duct assembly



#### B. Disassemble the evaporator fan motor




## REPLACEMENT OF MAIN COMPONENTS


C. Disassemble the pan duct middle (MEGE TOP & SANDWICH)



D. Disassemble the evaporator duct



E. Remove the thermostat & sensor





---

*REPLACEMENT OF MAIN COMPONENTS*

F.Remove the evaporator coil



## REPLACEMENT OF MAIN COMPONENTS

### 7-3.COMPRESSOR COMPARTMENT PARTS

A.Disassemble the rear grill



B.Disassemble the cable tie




## REPLACEMENT OF MAIN COMPONENTS

C. Disassemble the condensing unit



Unscrew two screws as above



Pull out the condensing unit

D. Disassemble the condenser fan motor



## REPLACEMENT OF MAIN COMPONENTS

7-4.REPLACING THE EVAPORATOR & EVAPORATOR FAN MOTOR.

A-1.Remove the pan(MEGE TOP&SANDWICH)



B-1.Remove the Pan support frame(MEGE TOP&SANWICH)



## REPLACEMENT OF MAIN COMPONENTS

C. Unscrew the screw located on both sides and top of the evap duct assamble fixture



D. Unscrew the screws located on top and bottom of the pan duct middle.  
(MEGE TOP&SANDWICH)




## REPLACEMENT OF MAIN COMPONENTS

E. Take out the pan duct middle through the upper the upper hole.  
(MEGE TOP&SANDWICH)



\* UNDER COUNTER DOESN'T HAVE THE PAN DUCT.


F. Unscrew the screws located on left and right side of the evap duct.



---

*REPLACEMENT OF MAIN COMPONENTS*

G.And then, you can replace fan motor, evaporator coil and thermo sensor.



## 8.REPLACEMENT OF MAIN COMPONENTS(UNDERCOUNTER)

### 8-1.REFRIGERATION COMPARTMENT PARTS

A.Disassemble the counter top of undercounter






REPLACEMENT OF MAIN COMPONENTS(UNDERCOUNTER)

B. Disassemble the evaporator fan duct assembly



C. Disassemble the evaporator duct



REPLACEMENT OF MAIN COMPONENTS(UNDERCOUNTER)

D. Disassemble the evaporator fan motor



E. Remove the thermostat&Sensor

