

Winston CVAP Brand Cook & Hold Cabinet - CA75 Series Parts Identification Manual



2345 Carton Drive
Louisville, KY 40299 USA
(800) 234-5286
(502) 495-5400

WINSTON CVAP BRAND COOK & HOLD CABINET

Table of Contents

Photo Reference	1 - 4
Parts Descriptions & Order Numbers	5 - 6
Wiring Diagram	7

How To Use This Manual

Use Photo Reference (pages 1 - 4) to identify parts. Match Photo Reference numbers with Parts Descriptions and Order Numbers (pages 5 - 6).

WINSTON CVAP BRAND COOK & HOLD CABINET

Parts Identification

NOTE: See page 5 - 6
for Parts Descriptions
and Order Numbers



To order parts, contact your Winston representative or call the International office:


Winston Products Co.

(800) 234-5286 USA & Canada/USA TEL: (502) 495-5400/USA FAX: (502) 495-5458

WINSTON CVAP BRAND COOK & HOLD CABINET

Parts Identification

NOTE: See page 5 - 6
for Parts Descriptions
and Order Numbers



To order parts, contact your Winston representative or call the International office:


Winston Products Co.

(800) 234-5286 USA & Canada/USA TEL: (502) 495-5400/USA FAX: (502) 495-5458

WINSTON CVAP BRAND COOK & HOLD CABINET

Parts Identification

NOTE: See page 5 - 6
for Parts Descriptions
and Order Numbers



To order parts, contact your Winston representative or call the International office:



Winston Products Co.

(800) 234-5286 USA & Canada/USA TEL: (502) 495-5400/USA FAX: (502) 495-5458

WINSTON CVAP BRAND COOK & HOLD CABINET

Parts Identification

NOTE: See page 5 - 6
for Parts Descriptions
and Order Numbers



To order parts, contact your Winston representative or call the International office:

Winston Products Co.

(800) 234-5286 USA & Canada/USA TEL: (502) 495-5400/USA FAX: (502) 495-5458

WINSTON CVAP BRAND COOK & HOLD CABINET

Parts Identification

Photo Reference Number	Part Description	Order Number
1	Magnetic Door Latch	HPS1774
2	Door Hinge	HPS2116
3	Drip Cup	HPS2182
4	Wire Retainer	HPS2054
5	Caster - 3" Locking (<i>Front</i>) Caster - 3" Non-Locking (<i>Rear</i>)	HPS2146 HPS2147
6	Universal Rail	HPS2094
7	Shelf Rack Assembly	<i>Ref. Only</i>
8	Air Heater (<i>208 Volt</i>) Air Heater (<i>240 Volt</i>)	HPS2174 HPS2175
9	Air Probe	HPS2178
10	Power On Lamp	HPS1012/1
11	On/Off Switch Guard	HPS1086
12	Hi Limit Lamp	HPS1012/1
13	Water Fill Lamp	HPS1012/1
14	Cooling Fan Blades	HPS2083
15	Cooling Fan Motors	HPS2098

To order parts, contact your Winston representative or call the International office:

Winston Products Co.

(800) 234-5286 USA & Canada/USA TEL: (502) 495-5400/USA FAX: (502) 495-5458

WINSTON CVAP BRAND COOK & HOLD CABINET

Parts Identification

Photo Reference Number	Part Description	Order Number
16	High Limit Thermostat	HPS2199
17	Blower Motor	HPS2100
18	Main Board - GM <i>(1 Channel)</i> Main Board - GM <i>(6 Channel)</i>	HPS2238 HPS2239
19	Power Board	HPS2173
20	Buzzer	HPS1586
21	On/Off Switch	HPS1529
22	Transformer Board	HPS2172
23	Electro-Mechanical Relay	HPS1007
24	Water Thermocouple	HPS2177
25	Water Heater <i>(208 Volt)</i> Water Heater <i>(240 Volt)</i>	HPS2174 HPS2175
26	Drain Pipe	HPS1629
<div style="border: 1px solid black; padding: 5px; width: fit-content; margin: 0 auto;"> <p>NOTE: See pages 1 - 4 for Photo Reference</p> </div>		
Lit. #4275R82 - 9/96		

To order parts, contact your Winston representative or call the International office:

Winston Products Co.

(800) 234-5286 USA & Canada/USA TEL: (502) 495-5400/USA FAX: (502) 495-5458